

*Report No. 461(55/1.0/4)*

# **Consumption of Some Important Commodities in India 1999-2000**

**NSS 55th Round  
(July 1999 – June 2000)**



**National Sample Survey Organisation  
Ministry of Statistics & Programme Implementation  
Government of India**

**July 2001**

## Preface

The National Sample Survey Organisation (NSSO) has been carrying out all-India household surveys on Consumer Expenditure and Employment & Unemployment with a large sample usually once in every five years. The sixth such survey was conducted in the 55<sup>th</sup> round (July 1999-June 2000) - which covered Non-agricultural Enterprises in the Informal Sector in addition. The schedule of enquiry on Consumer Expenditure for the survey was, more or less, similar to that adopted in previous quinquennial rounds.

The present report is the fourth in the series of reports through which the results on consumer expenditure survey are being released. It contains detailed tables giving estimates of monthly per capita consumer expenditure for all the items for which either 10% of households reported consumption or average monthly per capita expenditure is 50 paise or more along with the estimated proportions of households consuming each item during the last 30 days or 365 days (the period for which the consumption data were collected) for rural and urban areas of each State and Union Territory of India. This report also deals with possession of durable goods in India during 1999- 2000.

This report has five sections and one appendix. Section One of the report is introductory while Section Two presents Concepts and Definitions. Section Three gives Sample Design and Estimation Procedure. Section 4 discusses per capita expenditure estimates of important items of consumption. Section 5 presents information on the number per 1000 of households reporting possession of specific durable goods. The detailed tables are provided in the Appendix.

The Field Operations Division (FOD) of the Organisation conducted the fieldwork for the survey. The collected data were processed and tabulated by the Data Processing Division (DPD) of the NSSO. The Survey Design & Research Division (SDRD) of the NSSO developed the survey design and prepared the report.

I am grateful to the Chairman and members of the Governing Council, Heads of various Divisions of the NSSO and their colleagues for the contribution made in preparing the report.

Comments/suggestions from the readers will be most welcome.

New Delhi  
July 2001

N. S. Sastry  
Director General & Chief Executive Officer  
National Sample Survey Organisation

# Contents

|                  |   |         |
|------------------|---|---------|
| <b>Section 1</b> | <b>Introduction</b>                               | 1 - 4   |
| <b>Section 2</b> | <b>Concepts and Definitions</b>                   | 5 -10   |
| <b>Section 3</b> | <b>Sample Design and Estimation Procedure</b>     | 11- 17  |
| <b>Section 4</b> | <b>Per capita Consumption of Individual Items</b> | 18 - 27 |
| <b>Section 5</b> | <b>Possession of Durable Goods</b>                | 28 - 40 |
| <b>Appendix</b>  | <b>Tables</b>                                     | A1-A501 |

---

---

## List of Appendix Tables

|          |  |           |
|----------|--|-----------|
| Table 1R | Monthly per capita quantity and value of consumption for food items by MPCE class for all-India: rural   | A1-A32    |
| Table 1U | - do - urban   | A33-A64   |
| Table 2R | Monthly per capita quantity and value of consumption for food items for each State and UT: rural   | A65-A121  |
| Table 2U | - do - urban   | A122-A189 |
| Table 3R | Monthly per capita quantity and value of consumption for non-food items by MPCE class for all-India: rural   | A190-A221 |
| Table 3U | - do - urban   | A222-A260 |
| Table 4R | Monthly per capita quantity and value of consumption for non-food items for each State and UT: rural   | A261-A340 |
| Table 4U | - do - urban   | A341-A435 |
| Table 5R | Number per 1000 of households possessing specified durable goods in each MPCE class and average number possessed for 1000 households by State and UT | A436-A468 |
| Table 5U | - do - urban   | A469-A501 |

## Highlights

- Among the items of cereals, the share of rice is the highest. But per capita consumption of rice in physical terms has a declining trend over the period 1987-2000.
- Regarding pulses, the per capita quantity of consumption remained almost static during 1987-2000.
- Per capita quantity of consumption of milk shows an increase during 1987-2000, especially in urban areas.
- Only mustard oil, among different edible oils, was used in increasing quantities over the period 1987-2000 in both rural and urban areas. The pattern is the same for rural and urban areas.
- Among the items of meat, egg & fish, there was an increase in per capita quantity of consumption for many of the items. However for goat meat /mutton, there was some decline for urban households.
- Data on the consumption of vegetables show that the increase in per capita quantity of consumption was considerable in both rural and urban areas for almost all the important items of vegetables except brinjal.
- Among the spices, per capita quantity of consumption decreased for tamarind and dry chillies. For many other items of spices group, it has increased over 1987-2000. There was also some increase in consumption of green chillies.
- The per capita quantity of consumption of fruits has increased in general barring some exceptions.
- The percentage of households possessing different durable goods is normally higher in urban areas than in rural areas.
- Inter-state differences among households in possession of durable goods were more striking for rural areas than for urban areas.
- In urban areas, percentage of households possessing radio was higher for Bihar and West Bengal. For almost all other types of durables, like refrigerator, pressure cooker and washing machine or motor cycle/scooter or sewing machine and air cooler/conditioner, the percentages of households possessing tended to be the highest for States like Punjab, Haryana and Gujarat.
- In rural areas, the percentage of households possessing tape recorder/ CD player, refrigerator and motorcycle/scooter was relatively low in the four eastern States and Uttar Pradesh.

# Section 1

## Introduction

1.0 The National Sample Survey was set up in 1950, with the idea of having a permanent survey organisation to collect data on various facets of the economy through nationwide sample surveys in order to assist in socio-economic planning and policy making. The NSS is a continuing survey in the sense that it is carried out in the form of successive "rounds", each round usually of a year's duration, covering several topics of current interest in a specific survey period. At present each NSS round covers, at the all-India level, about 12,000 to 14,000 villages and blocks in the Central sample (covered by the Central agency, NSSO) and an independent sample of about 14,000 to 16,000 villages and blocks in the State sample (covered by the Governments of various states and union territories). However, due to relatively high workload in the 55<sup>th</sup> round, the total number of villages and UFS blocks allotted was smaller - about 10,000.

1.1 **Background:** Starting from the very first round (1950-51) data on household consumer expenditure was being collected in every round of NSS. From 1972-73, according to a decision of the Governing Council of NSSO, the consumer expenditure survey became a quinquennial feature. It was also integrated with the employment and unemployment survey in the sense that a common sample of households was subjected to both the enquiries. An annual series of consumer expenditure surveys of a smaller-scale was again launched from the 42<sup>nd</sup> round (1986- 87) to fill the data gaps which planners and researchers had begun to feel. From the 45<sup>th</sup> round onwards the subject coverage of the consumer expenditure schedule was expanded to include some important key characteristics of employment-unemployment so that an annual series of consumer expenditure and employment-unemployment data became available. It is the larger-scale quinquennial surveys, however, which are expected to be more useful for the study of trends in the level of consumer expenditure and spending patterns. The six quinquennial surveys of consumer expenditure have been conducted during 27<sup>th</sup>, 32<sup>nd</sup>, 38<sup>th</sup>, 43<sup>rd</sup>, 50<sup>th</sup> and 55<sup>th</sup> rounds of NSS. They relate, respectively, to the years 1972-73, 1977-78, 1983, 1987-88, 1993-94 and 1999-2000.

1.2 The fifty-fifth round of NSS was conducted during July 1999 to June 2000 for collecting information on household consumer expenditure, employment-unemployment and informal non-agricultural enterprises (other than those engaged in industrial categories of 'mining & quarrying', electricity, gas and water supply) from nationwide samples of households or enterprises. It was the sixth quinquennial survey on Consumer Expenditure and Employment-Unemployment. The household consumer expenditure schedule was canvassed in 120309 households located in 6046

villages and 4116 urban blocks. This report is the fourth<sup>1</sup> of the series of reports through which the findings of the 55<sup>th</sup> round consumer expenditure survey are being released. Through the consumer expenditure schedule, data were collected on quantity and value of household consumption of different goods and services, using different reference periods, viz. "last 7 days", "last 30 days" or "last 365 days" preceding the date of survey. However, this report is based on data relating to the reference period of last 365 days preceding the date of survey for items of clothing, footwear, education, medical (institutional) and durable goods, and of last 30 days for all other items of consumption including food items.

**1.3 Geographical coverage:** The entire area of the country - rural and urban - was covered, with the exception of Ladakh and Kargil districts of Jammu & Kashmir, 768 interior villages of Nagaland and 172 villages in Andaman & Nicobar Islands which remained inaccessible throughout the year. A few other areas of Jammu & Kashmir were also excluded from the survey coverage owing to unfavourable field conditions.

**1.4 Consumer expenditure schedule:** The household consumer expenditure schedule used for the survey collected information on quantity and value of consumption of the households for a specified period, called reference period. To minimize recall errors, a very detailed item classification was, as usual, adopted to collect information, including 141 items of food, 20 items of pan, tobacco & intoxicants, 13 items of fuel and light, 22 items of clothing, 5 items of footwear, 7 items of educational expenses, 10 items of medical expenses, 49 items of durable goods, and 70 other items. For clothing, footwear, education, medical (non-institutional) expenses and durable goods, on which consumption expenditure by individual households varies widely from month to month, data with a reference period of "last 365 days" were collected. For food, pan, tobacco and intoxicants, data were collected independently using two different reference periods, viz. "last 30 days" and "last 7 days" preceding the date of survey. For the remaining items viz. fuel and light and miscellaneous goods and services data were collected for the reference period of "last 30 days" preceding the date of survey. The schedule also collected some other household particulars including age, sex and educational level of each household member.

**1.5 Earlier reports:** On the basis of the first semi-round data relating to July-December 1999, a report (Report no. 453) providing key characteristics on household consumer expenditure was released. Another report (Report no. 454) on key characteristics was also brought out covering the whole round July 1999 - June 2000. The main report (Report no. 457) on consumer expenditure based on the 55th round survey released information on (a) distribution of households and persons over MPCE classes for each state/u.t. and all-India, (b) averages of MPCE (state/u.t. and all-India) (c) break-up of these average values by important heads of consumption, (d) break-ups of both

---

<sup>1</sup> NSS Report No. 453: Household Consumer Expenditure in India (July – December 1999) - Key Results  
NSS Report No. 454: Household Consumer Expenditure in India, 1999-2000 - Key Results  
NSS Report No. 457: Level and Pattern of Consumer Expenditure in India, 1999-2000

quantity and value of per capita consumption of cereals and pulses by cereal/pulse type. The average values were provided not only for the population as a whole but also for 12 different segments of population demarcated by MPCE level.

1.6 In Report no. 457, break-up of consumption expenditure by 32 broad groups of items of consumption were given, the groups being: cereals, gram, cereal substitutes, pulses and pulse products, milk and milk products, edible oil, meat, fish and egg, vegetables, fruits(fresh), fruits(dry), sugar, salt, spices, beverages and processed food, pan, tobacco, intoxicants, fuel and light, clothing, footwear, education, medical-institutional, medical-non-institutional, entertainment, goods for personal care & effects, toilet articles, sundry articles, consumer services, conveyance, rent, taxes and cesses, and durable goods.

**1.6 Salient features of 55<sup>th</sup> Round:** During the 55<sup>th</sup> round, a series of remedial measures were taken to control the non-sampling errors. At the same time, household surveys were integrated with an enterprise survey. Since the reorganization of NSSO in 1972, an integrated survey of households and enterprises was conducted for the first time in this round.

The salient features of this quinquennial survey were as follows:

- Considering the size of the consumer expenditure schedule and the employment-unemployment schedule it was thought that it would be very difficult to obtain information for both the schedules from the same household. So, they were canvassed in separate sets of households unlike in earlier rounds. However, an abridged consumer expenditure schedule was added to the employment-unemployment schedule to facilitate classification of employment-unemployment data by levels of MPCE.
- The itemization in the consumer expenditure schedule was rationalized by merging some of the items. Information on cash purchase and consumption out of homegrown stock was not collected like in earlier rounds as it was found from the past results that a household normally consumed either from purchase or from homegrown stock and seldom from both purchase and homegrown stock during the reference period. During this round, therefore, only total consumption for each item of food, pan, tobacco & intoxicants, fuel & light and clothing & footwear was collected. Also source of consumption was collected for items of food, pan, tobacco & intoxicants and fuel & light.
- For ensuring better cooperation from the informants a team of 2 or 3 investigators along with one supervisory staff was deployed for fieldwork in each first stage unit (FSU) instead of only one investigator, which had been the practice in earlier years.
- The expenditure on second-hand clothing and second-hand durable goods was included in the consumption expenditure for the first time. Although information on second-hand durable goods was collected in earlier rounds, they were never included in total consumption expenditure estimates. Also, the wages paid in cash to domestic servant or

cook who was classified as a member of the household by definition, were also included in the consumption expenditure estimates for the first time. Thus, the scope of the consumption expenditure data has been extended compared to the previous rounds.

- For controlling non-sampling errors, information on consumption for items of food, pan, tobacco & intoxicants were collected for two different reference periods viz., 7 days and 30 days. In the past this information was collected for only one reference period, usually 'the last 30 days'.
- In contrast, information for items of clothing, footwear, education, medical (institutional) expenses and durable goods was collected for only one reference period of last 365 days. This information was collected for two different reference periods in the earlier quinquennial rounds of consumer expenditure. [Prior to 50<sup>th</sup> round, two reference periods – last 30 days and last 365 days - were used for the items of clothing, footwear and durable goods only.]
- Considering a very high workload per first-stage unit on an average in the 55<sup>th</sup> round, the total number of sample first-stage units was reduced. However, to balance this reduction, the number of sample households surveyed per first-stage unit was increased from 10 to 12.

**1.7 Contents of the present report :** In the present report an attempt has been made to study consumption patterns in greater detail, using the item classification adopted in the household consumer expenditure schedule. Per capita expenditure estimates are presented here (see Section 4) for the items satisfying one or both of the following conditions:

- 10% of households reported the consumption of the item
- the monthly estimate of per capita expenditure on the item > 50 paise.

The number per 1000 of households along with the sample number of households consuming each of these items during the reference period is also presented. The estimates have been presented at all-India level by MPCE class. However, these estimates are not presented separately for different MPCE classes of the population at the State or UT level. This report also contains information on the number per 1000 of households reporting possession of specific durable goods. This has been discussed in Section 5.

Section Two of this report gives the concepts and definitions pertaining to various items / terms used in this report. Section 3 deals with the sample design and estimation procedure used in the 55<sup>th</sup> round.

Detailed tables have been provided in Appendix. The detailed item-wise estimates have been provided at State/UT level. For all-India, the estimates are presented for each MPCE class.



## Section 2

# Concepts and Definitions

2.0 The main concepts and definitions used in this report are given below.

2.1 **Household:** A group of persons normally living together and taking food from a common kitchen constitutes a household. The word 'normally' means that temporary visitors are excluded but temporary stay-aways are included. Thus, a son or daughter residing in a hostel for studies is excluded from the household of his/her parents, but a resident employee or resident domestic servant or paying guest (but not just a tenant in the house) is included in the employer/host's household. 'Living together' is usually given more importance than 'sharing food from a common kitchen' in drawing the boundaries of a household in case the two criteria are in conflict; however, in the special case of a person taking food with his family but sleeping elsewhere (say, in a shop or a different house) due to space shortage, the household formed by such a person's family members is taken to include the person also. Each inmate of a mess, hotel, boarding and lodging house, hostel, etc., is considered a single-member household except that a family living in a hotel (say) is considered to be one household only; the same applies to residential staff of such establishments.

2.2 **Adult:** A person who has completed 15 years of age is called an adult. Children are those who have not completed 15 years of age.

2.3 **Household size:** The size of a household is the total number of persons in the household.

2.4 **Household consumer expenditure:** The expenditure incurred by a household on domestic consumption during the reference period is the household's consumer expenditure. The household consumer expenditure is the total of the monetary values of consumption of various groups of items, namely, (i) food, *pan* (betel leaves), tobacco, intoxicants and fuel & light, (ii) clothing and footwear and (iii) miscellaneous goods and services and durable articles.

2.5 For groups (i) and (ii), the total value of consumption is derived by aggregating the monetary value of goods actually consumed during the reference period. An item of clothing and footwear is considered to be consumed if it is brought into maiden or first use during the reference period. The consumption may be out of (a) purchases made during the reference period or earlier; (b) home grown stock; (c) receipts in exchange of goods and services; (d) any other receipt through gift, charity, borrowing; and (e) free collection. Home produce is evaluated at the ex farm or ex factory prices. For evaluating the consumption of the items of group (iii), i.e. items categorised as miscellaneous goods and

services and durable goods, a different approach is followed. In this case, the expenditure made during the reference period for the purchase of goods and services is considered to be consumption.

2.6 It is pertinent to mention here that the consumer expenditure of a household on food items relates to the actual consumption by the normal resident members of the household and also by the guests, whether during ceremonies or otherwise. To avoid double counting, transfer payments like charity, loan, advance, etc., made by the household are not considered consumption for items of groups (i) and (ii), since transfer receipts of these items have been taken into account. However, the item 'cooked meals' is an exception to the rule. Meals prepared in the household kitchen and provided to the employees and/or others would automatically get included in domestic consumption of employer (payer) household. There is a practical difficulty in estimating the quantities and values of individual items used for preparing the meals served to employees or to others. Thus, to avoid double counting, cooked meals received as perquisites from employer household or as gift or charity are not recorded in the recipient household. As a general principle, cooked meals purchased from the market for consumption of the normal resident members and of guests and employees are recorded in the purchaser household.

2.7 This procedure of recording cooked meals served to others in the expenditure of the serving households only leads to bias-free estimates of average per capita consumption as well as total consumer expenditure. However, as the proportions of donors and recipients of free cooked meals are likely to vary in opposite directions over the expenditure classes, the nutritional intake derived from the consumer expenditure survey data may present a somewhat distorted picture. These derived nutrition intakes may get inflated for the rich (net donors) and somewhat understated for the poor (net recipients). This point has to be kept in mind while using the NSS consumer expenditure data for any nutritional studies relating to the nutritional status of households.

2.8 **Value of consumption:** Consumption out of purchase is evaluated at the purchase price. Consumption out of home produce is evaluated at ex farm or ex factory prices. Value of consumption out of gifts, loans, free collection and goods received in exchange of goods and services is imputed at the rate of average local retail prices prevailing during the reference period.

2.9 **Cash purchase :** The term cash purchase is used to signify that purchases for which payment is made in **kind** (barter purchase) are excluded. Credit purchases (where payment is to be in cash) are included even when payment is not made within the reference period. Only purchases made for domestic consumption are considered.

2.10 **Consumption out of home-grown or home-produced stock:** Home-produced or home-grown stock refers to goods produced by households in their own farm or manufacturing establishment and crop received as rent on land leased out. Produce brought from village home and consumed at urban residence is also included. Valuation excludes transport charges for carrying the commodity to the place of residence for consumption.

**2.11 Reference period:** Reference period means the period of time for which data on consumption was collected. The reference period used for the survey was a “moving” one, varying from household to household, although it was a fixed length of period. During 55<sup>th</sup> round of NSS, information on consumption of food, pan, tobacco & intoxicants was collected independently for two different reference periods of the last 30 days and the last 7 days from the same households. For items of clothing, footwear, durable goods, education and medical (institutional) expenses, data were collected for the reference period of “last 365 days” preceding the date of survey. For the remaining items, a reference period of “last 30 days” preceding the date of survey was used. However, the **monthly estimates presented in this report were based on data collected for “last 365 days” for clothing, footwear, durable goods, education and medical (institutional) expenses and for “last 30 days” for the rest of the items**. Here, it is worth mentioning that the main results of 50<sup>th</sup> and other earlier quinquennial rounds were based on a reference period of 30 days only for all the items.

**2.12 Sector :** The word “Sector” is used for the rural-urban demarcation: rural and urban are the only two sectors as far as this report is concerned.

**2.13 Major states :** This refers to the following states of India: Andhra Pradesh, Assam, Bihar, Gujarat, Haryana, Kamataka, Kerala, Madhya Pradesh, Maharashtra, Orissa, Punjab, Rajasthan, Tamil Nadu, Uttar Pradesh and West Bengal.

**2.14 Monthly per capita consumer expenditure (MPCE):** For a household, this is its last 30 days’ total consumer expenditure divided by its size. A person’s MPCE is understood as that of the household to which he or she belongs.

**2.15 MPCE class:** The MPCE classes are normally revised during quinquennial surveys of Consumer Expenditure. Usually, 12 MPCE classes are formed from a table giving estimated cumulative percentage frequency distribution of persons by MPCE for each sector separately and also combinedly. The upper limits of these classes correspond broadly to 5%, 10%, 20%, 30%, 40%, 50%, 60%, 70%, 80%, 90%, 95% and 100% - of population. The class limits are given below:

| sl. no. | rural (in Rs) | urban (in Rs) |
|---------|---------------|---------------|
| 1       | 0 – 225       | 0 - 300       |
| 2       | 225 – 255     | 300 - 350     |
| 3       | 255 – 300     | 350 - 425     |
| 4       | 300 – 340     | 425- 500      |
| 5       | 340 – 380     | 500 - 575     |
| 6       | 380 – 420     | 575 - 665     |
| 7       | 420 – 470     | 665 - 775     |
| 8       | 470 – 525     | 775- 915      |
| 9       | 525 – 615     | 915 - 1120    |
| 10      | 615 – 775     | 1120 - 1500   |
| 11      | 775 – 950     | 1500 - 1925   |
| 12      | 950+          | 1925+         |

**2.16 Milk and milk products:** This group includes *ghee*, butter, curd, ice cream, etc. Milk-based sweetmeats (*pera*, *rosogolla*, etc.) come under 'beverages, refreshments and processed food' unless they are prepared from milk, sugar, etc., within the household. In the latter case, consumption of milk, sugar, etc., is accounted separately instead of as a single item under 'milk products'.

**2.17 Beverages, refreshments, etc. (including processed food):** This includes all beverages including tea, coffee, cocoa, cold drinks and various commercially produced beverages, biscuits and confectionery, salted refreshments, sweets, pickles, sauce, jams and jellies, and also cooked meals obtained on payment.

**2.18 Clothing:** This category includes bedsheets, bedcovers, pillows, curtains, mattresses, blankets, rugs, mats and matting, cotton yarn, wool and knitting wool. It, however, **excludes** tailoring charges, which come under 'miscellaneous goods and services'.

**2.19 Education:** Apart from educational expenses proper such as school and college fees, private tuition charges, textbooks, etc., this group of items includes expenses on newspapers and magazines, fiction and stationery. Donations to school fund, however, are excluded.

**2.20 Institutional and non-institutional medical expenses:** The distinction between institutional and non-institutional medical expenses lies in whether the expenses were incurred for medical treatment undergone as an in-patient of a medical institution (such as a hospital or nursing home) or otherwise. Medical expenses include expenditure on medicines and medical goods including family planning appliances, payments made for medical treatment, and expenses incurred for clinical tests.

**2.21 Miscellaneous goods and services :** This includes amusement, goods for personal care and effect, toilet articles, consumer services, conveyance etc. In fact, this is a residual group containing items other than food, pan, tobacco, intoxicants, fuel and light, clothing, footwear and durable goods.

**2.22 Entertainment :** This includes expenses on cinema, theatre, fairs, etc., photography, sports goods, toys, club fees and other recreational/hobby expenses, and hire charges for video cassettes/VCR/VCP.

**2.23 Goods for personal care :** These include pens, torches, locks, spectacles, umbrellas and raincoats, walking sticks, sanitary napkins and cigarette lighters.

**2.24 Sundry articles :** These include electric bulbs, fluorescent tubes, batteries other non-durable electrical goods, earthenware, glassware, plastic goods, washing requisites, flowers, incense, insecticide and other petty household articles.

**2.25 Consumer services :** This category includes expenses on domestic servants, cook, sweeper, barber/beautician, laundry and ironing, tailor, priest, and pet animals; legal

expenses, postage, telegram and telephone charges, repair charges (excluding repairs of household durables), grinding charges, and other consumer services excluding transport.

**2.26 Conveyance :** Apart from bus, rail, plane, steamer, taxi and similar fare, this includes cost of fuel for owned motor transport and animal feed for owned animal driven carriage, but not driver's or cleaner's salary, nor garage rent. Expenses of holiday transport reimbursed by employer (e.g. Leave Travel Concession journeys by Government servants) are included.

**2.27 Rent :** This includes house rent (residential building), garage rent, residential land rent, and consumer rent (other goods). For government accommodation, the portion of monthly emoluments forfeited on account of occupation of government quarters is considered as monthly house rent payment. Hire charges of video cassettes, VCR and VCP are not accounted in consumer rent here but under "amusement".

**2.28 Taxes and cesses:** This category includes road cess, chowkidari tax, municipal rates, other taxes and cesses paid by the household as a domestic consumer, and consumer license fees. It does not include income tax or sales taxes.

**2.29 Durable goods :** This term refers to durable goods other than clothing and footwear (which come under semi-durable); items included here are distinguished from miscellaneous goods by having a longer expected lifetime of use (roughly, one year or more). Though life of some petty durables such as pens, torches, spectacles and walking sticks, as well as books, is normally one year or more, they are by convention included among miscellaneous goods and not under durable goods. *Durable goods used for household purposes thus include furniture and fixtures, recreational goods such as cameras, TV, cassettes and musical instruments, jewellery and ornaments, clocks and watches, household utensils and appliances for cooking, heating, cooling, and other work such as sewing, vehicles for personal transport, tyres and tubes, fluorescent tubes and lamps, and other electrical and sanitary fittings.* Expenditure incurred on repairs and construction of durables used for domestic purpose is included in "expenditure on durable goods".

### **2.30 Notes on coverage of specific items**

**2.30.1 Rice :** This does not include rice products such as *chira* (rice flakes), *muri* (puffed rice), etc. This is a departure from the convention normally followed in presenting NSS tables for cereal consumption estimates (see, e.g., NSS report nos. 453, 454, 457) where rice stands for "rice and rice products", "wheat" for "wheat and wheat products", and so on. Cooked rice purchased from market is not accounted here.

**2.30.2 Milk (liquid) :** Consumption of "milk (liquid)" includes milk converted into curds, butter, *ghee*, casein (*panir*), etc. within the household prior to consumption. It also includes milk going into household preparation of sweetmeats. Bottled or polypacked flavoured milk comes under milk (liquid).

2.30.3 **Ghee** : Consumption of ghee excludes ghee prepared from milk within the household. See **milk (liquid)**.

2.30.4 **Mustard oil, coconut oil, etc** : Oil used for toilet purposes is not accounted here.

2.30.5 **Sugar** : Consumption of sugar includes sugar used in household preparation of sweetmeats, pickles etc.

2.30.6 **LPG** : Expenditure on this does not include caution money deposited for getting a cylinder connection.

2.30.7 **Clothing** : Apart from clothing in the narrow sense, this category includes bedsheets, bedcovers, pillows, curtains, mattresses, blankets, rugs, mats and matting, cotton yarn, wool, and knitting wool. It, however, **excludes** tailoring charges, which come under "miscellaneous goods and services".

2.30.8 **Saree** : This includes variants such as "*mekhla*" (Assam), and "*dakbanda*" (Garo hills).

2.30.9 **Education** : Cost of all books including fiction and journals and all newspapers and magazines bought by the household are included under "education". All tuition fees (but not school donations) are included. School bus/van expenses are excluded.

2.30.10 **Medical** : Expenditure on family planning appliances is included here. Free medicines and medical treatment received from employer are excluded. But expenditure on medicine, medical tests, and treatment incurred by the household and reimbursed by the employer are included.

2.30.11 **Rent ( imputed )** : This is rent of the residential house or garage which are either not owned or otherwise occupied without paying any rent. It is imputed at the prevailing rate of rent of similar houses in the locality or surrounding areas. This information has been collected for urban households only.

## Section 3

# Sample Design and Estimation Procedure

### 3.1 Sample Design

3.1.1 **General:** A stratified sampling design has been adopted for selection of the sample first-stage units (FSU's). The FSU's are villages (panchayat wards for Kerala) for rural areas and Urban Frame Survey (UFS) blocks for urban areas. The Ultimate stage units (USU's) are enterprises for schedule 2.0 and households for schedule 1.0/ 10/ 10.1, which are selected by the method of circular systematic sampling from the corresponding frame in the FSU. Large FSU's are subdivided into hamlet-groups (rural)/ sub-blocks (urban), that are grouped into two segments, and USU's are selected independently from each of these segments.

3.1.2 **Sampling frame for first stage units:** List of villages (panchayat wards for Kerala) as per 1991 Census and latest lists of UFS blocks are respectively used for selection of rural and urban sample FSU's. For selection of sample villages from the State of Jammu & Kashmir, list of villages as per 1981 Census has been used as the sampling frame. It may be mentioned that all the uninhabited villages of the country as per 1991 Census, interior villages of Nagaland situated beyond 5 km of a bus route and inaccessible villages of Andaman & Nicobar Islands are left out of the survey coverage of the NSS 55th round.

### 3.1.3 Stratification

3.1.3.1 **Rural:** Two special strata are formed at the **State/ UT level** viz.

- Stratum1: all FSUs with population between 1 to 100, and
- Stratum2: FSUs with population more than 15,000.

[Note: The above two strata are spread across a given state and are not confined to any particular administrative division within the state.]

Above strata of either type are formed if at least 50 such FSU's are there in the respective frames. Otherwise, they are merged with the general strata.

While forming general strata (consisting of FSU's other than those covered under strata 1 & 2), efforts have been made to treat each district as a separate stratum. If limitation of sample size does not allow forming so many strata, smaller districts within a particular NSS region are merged to form a

stratum. Each district with rural population of 2 millions or more as per 1991 Census (1.8 millions or more as per 1981 Census in case of Jammu & Kashmir) is as usual split into a number of strata.

3.1.3.2 **Urban** : Strata are formed within NSS Regions as follows:

| <b>Stratum number</b> | <b>Composition of strata by considering population of various towns as per the 1991 Census</b>  |
|-----------------------|---|
| 1, 3, 5 *             | 'hospital area' (HA) / 'industrial area' (IA) / 'bazaar area' (BA) blocks taken together of each single city with a population of 10 lakhs or more (there could be a maximum of 3 such cities within an NSS Region) |
| 2, 4, 6 *             | Other blocks of each single city with a population of 10 lakhs or more  |
| 7                     | HA or IA or BA blocks of all towns with population between 50,000 and less than 10 lakhs  |
| 8                     | Other blocks of all towns with population between 50,000 and less than 10 lakhs   |
| 9                     | HA or IA or BA blocks of all towns with population less than 50,000   |
| 10                    | Other blocks of all towns with population less than 50,000  |

\* Stratum numbers 3, 4, 5 & 6 remain void if there is only one city in an NSS region with a population of 10 lakhs or more.

If limitation of sample size does not allow forming so many strata, all blocks of stratum 7 are merged with those of stratum 8 and all blocks of stratum 9 are merged with those of stratum 10.

3.1.4 **Sample size** : A total number of 10,384 FSU's is selected for survey in the *central sample* at all-India level (rural & urban combined) in the 55th round. For *state samples*, there is a matching sample size as per the usual matching pattern being followed over the last few rounds. Sample size for the whole round for each State/UT and Sector (i.e. rural/ urban) are allocated equally among the four sub-rounds. Sample FSU's for each sub-round are selected afresh in the form of two independent sub-samples. The details of allocation and survey of FSUs, households and persons are given in Statement 0.

**3.1.5 Allocation of first-stage units (FSU's)**: State/ UT level rural sample size is allocated among the rural strata in proportion to population. State/ UT level urban sample size is first allocated among the three classes of towns (i.e. 10 lakh +, 50000 to less than 10 lakhs and less than 50,000) in proportion to population. Then sample allocation for each of the three classes of towns, within an NSS region, is further allocated between two strata types consisting of - (i) HA/ IA/ BA blocks, and (ii) the rest in proportion to total number of FSU's in the respective frames with double weightage given to the first category of blocks. Stratum level allocations for both rural and urban areas of a sub-round are made in even numbers in order to facilitate selection of FSU's in the form of two independent sub-



samples. Sub-sample numbers are 1 & 2 for sub-round 1; 3 & 4 for sub-round 2; 5 & 6 for sub-round 3 and 7 & 8 for sub-round 4.

**3.1.6 Selection of first-stage units:** For each sub-round, sample FSU's from each stratum are selected in the form of 2 independent sub-samples by following circular systematic sampling with (a) probability proportional to population for all rural strata other than stratum 1, and (b) equal probability for rural stratum 1 as well as all urban strata.

**3.1.7 Formation of hamlet-groups in large villages and number of hamlet-groups selected for survey :** Depending upon the values of approximate present population (P) and approximate total number of non-agricultural enterprises (E), decision is taken to divide the FSU into a fixed number of hamlet-groups (hg's - the term applicable for rural samples) / sub-blocks (sb's - the term applicable for urban samples) as per the rules given below:

| Value of P     | No. of hg's/ sb's formed in the FSU as per population criterion | value of E    | no. of hg's/ sb's formed in the FSU as per enterprise criterion |
|----------------|---|---------------|---|
| (1)            | (2)   | (3)           | (4)   |
| Less than 1200 | 1 @   | Less than 100 | 1 @   |
| 1200 – 1999    | 5   | 100 – 249     | 5   |
| 2000 – 2399    | 6   | 250 – 299     | 6   |
| 2400 – 2799    | 7   | 300 – 349     | 7   |
| 2800 – 3199    | 8   | 350 – 399     | 8   |
| (and so on)    |   | (and so on)   |   |

@ no. of hg's/ sb's = '1' means the whole FSU is considered for listing.

[For rural areas of Himachal Pradesh, Sikkim and Poonch, Rajouri, Udhampur and Doda districts of Jammu & Kashmir, number of hg's formed in the village as per population criterion is : 1 for P < 600, 5 for P = 600 to 999, 6 for P = 1000 to 1199, 7 for P = 1200 to 1399, 8 for P = 1400 to 1599, and so on.]

The number (D) of hamlet-groups (hg)/ sub-blocks (sb) formed in the FSU is such that the higher of the two values as per population and enterprise criteria is chosen. If value of P is less than 1200 (600 for certain hilly areas specified above) as well as value of E is less than 100 for an FSU, hg/ sb formation is not resorted to and the whole FSU is considered for listing. In case hg's/ sb's are formed in the sample FSU, the same is done by more or less equalizing population.

**3.1.8 Formation of Segments within FSU:** The hg/ sb having maximum concentration of non-agricultural enterprises is selected with certainty for listing of households/ enterprises. This hg/ sb is referred to as segment 1. From the remaining (D-1) hg's/ sb's of the FSU, 2 more hg's/ sb's are selected circular systematically and these 2 selected hg's/ sb's together is referred to as segment 2 for doing a combined listing of households/ enterprises. Thus listing of households/ enterprises is done only in segments 1 and 2 of the FSU. The FSU **not requiring** hg/ sb formation is to be treated as **segment 1** for the purpose of data collection and estimation.

**3.1.9 Stratification of households :** All the households listed in a segment (both rural & urban) are stratified into two **second stage strata**, viz. ‘affluent households’ (forming second stage stratum 1) and **the rest** (forming second stage stratum 2). In rural sector, a household is classified as ‘affluent’ if the household owns certain items like motor car/ jeep, colour TV, telephone, etc. or owns land / livestock in excess of certain limits. In urban sector, the households having MPCE (monthly per capita consumer expenditure) greater than certain limit for a given town/city are treated as ‘affluent’ households for the present survey and are included in the frame of second stage stratum 1, and rest of the urban households are included in the frame of second stage stratum 2.

**3.1.10 Number of households/ enterprises selected for survey:** The number of households/ enterprises selected for survey from each FSU in general is given below:

| segment                              | number of households allotted for consumer expenditure schedule |     |           |
|--------------------------------------|---|-----|-----------|
|                                      | Second Stage Stratum (SSS)                                      |     |           |
|                                      | 1   | 2   | total     |
| (1)                                  | (2)   | (3) | (4)       |
| <b>FSU with hg/ sb formation:</b>    |   |     |           |
| <b>1</b>                             | 1   | 3   | <b>4</b>  |
| <b>2</b>                             | 1   | 7   | <b>8</b>  |
| <b>FSU with no hg/ sb formation:</b> |   |     |           |
| <b>1</b>                             | 2   | 10  | <b>12</b> |

### 3.2 Estimation Procedure:

**3.2.1 General procedure of selection of households:** Sample households are selected from the respective frames by circular systematic sampling with equal probability. For the purpose of systematic sampling, households in the frame of second stage stratum 2 are arranged by means of livelihood and land possessed classes for rural samples and by means of livelihood and MPCE classes for urban samples.

**3.2.2 Approach:** The estimate for a sub-round is obtained by combining the estimates of the corresponding sub-sample replicates. Similarly, an estimate for the Round is obtained by combining the four sub-round-wise estimates.

**3.2.3** The following notations are being used in this section:

- a = subscript for the a-th stratum
- r = subscript for the r-th sub-sample replicate ( r = 1,2,...,8)
- q = subscript for the q-th sub-round (q = 1,2,3 & 4)
- f = subscript for the f-th sampled village/ block as First Stage Unit ( FSU )
- s = subscript for the s-th segment of sampled village/ block ( s = 1 & 2)

- c = subscript for the c-th 2nd stage stratum of households in the sampled village/ block (c = 1,2)  
j = subscript for the j-th sampled household  
p = subscript for pooled estimate  
z = size used for selection of an FSU from the sampling frame  
Z = total of sizes in the sampling frame for the stratum

[Note: For urban sector, z=1 and Z=N which is the total number of UFS blocks (FSU's) in the frame.]

- n = number of sampled FSU surveyed within a stratum and a sub-sample replicate (including zero cases but excluding casualty and not reported cases) and used for tabulation  
L = number of sub-sample replicates surveyed and used for tabulation  
D = number of hamlet-groups/ sub-blocks formed in rural/ urban sampled FSU  
H = total number of households listed in the appropriate frame  
h = number of sampled households surveyed and used for tabulation from the frame  
E = total number of enterprises listed in the appropriate frame  
e = number of sampled enterprises surveyed and used for tabulation from the frame  
y, x = value of characteristic y, x obtained in the sample  
 $\bar{y}, \bar{x}$  = estimated value of characteristic y, x obtained from the sample.

**3.2.4 ESTIMATES OF AGGREGATE:** In the formulae given in this section,  $\bar{Y}$  is the estimate of aggregate of any characteristic y for a given stratum (a), and for a particular sub-round (q) and sub-sample replicate (r). These formulae are provided for the general case of FSU's having two segments 1 & 2. For the FSU's requiring no hg/ sb formation, the formula is identical to that given for segment 1 while the contribution from segment 2 is taken as zero for estimating a characteristic of household from a given 2nd stage stratum (c) in the selection frame

$$\text{Rural : } \hat{Y}_c = \frac{Z}{n} \sum_{f=1}^n \frac{1}{z_f} \sum_{s=1}^2 B_{fsc} \sum_{j=1}^{h_{fsc}} y_{fscj} \quad (1)$$

$$\text{Here } B_{fsc} = \frac{H_{fsc}}{h_{fsc}}, \text{ for segment 1 (s=1) and } B_{fsc} = \frac{D_f - 1}{2} \times \frac{H_{fsc}}{h_{fsc}}, \text{ for segment 2 (s=2).}$$

$$\text{Urban: } \hat{Y}_c = \frac{Z}{n} \sum_{f=1}^n \sum_{s=1}^2 B_{fsc} \sum_{j=1}^{h_{fsc}} y_{fscj} \quad \dots(2)$$

$$\text{Here } B_{fsc} = \frac{H_{fsc}}{h_{fsc}}, \text{ for segment 1 (s=1) and } B_{fsc} = \frac{D_f - 1}{2} \times \frac{H_{fsc}}{h_{fsc}}, \text{ for segment 2 (s=2).}$$

*Note: For tabulating any characteristic from this detailed schedule  $\hat{Y} = \sum_c \hat{Y}_c$  is to be used.*

**3.2.4.1 COMBINED ESTIMATE FROM SUB-SAMPLES:** In the previous section, the estimate of a characteristic  $\hat{Y}$  as obtained for a stratum (a), for a particular sub-round (q) and a sub-sample replicate

(r), actually represent  $\hat{Y}_{aqr}$ . The combined /pooled estimate for a particular stratum and a particular sub-round is computed as the average of sub-sample replicate estimates and is given below:

$$\hat{Y}_{aq} = \frac{1}{L} \sum_{r=1}^L \hat{Y}_{aqr} \quad \dots(3)$$

**3.2.4.2 ESTIMATE OF AGGREGATES FOR A SUB-ROUND AT STATE/ UT/ REGION LEVEL:** If  $\hat{Y}_{qr}$  be the State/ UT/ Region level aggregate from the r-th sub-sample replicate and q-th sub-round, and  $\hat{Y}_{qp}$ , the combined/ pooled estimate of the aggregate based on the whole sample, for a given sub-round q, then

$$\hat{Y}_{qr} = \sum_a \hat{Y}_{aqr} \quad \dots(4)$$

based on sub-sample replicate group r, and

$$\hat{Y}_{qp} = \frac{1}{L} \sum_{r=1}^L \hat{Y}_{qr} \quad \dots(5)$$

based on all sub-sample replicates.

**3.2.4.3 ESTIMATES OF AGGREGATE FOR THE ROUND (i.e. all the 4 sub-rounds together) AT STATE/ UT/ REGION LEVEL:** The estimates of aggregates for the whole round are computed as the simple average of the sub-round estimates and are given below:

$$\hat{Y}_r = \frac{1}{4} \sum_{q=1}^4 \hat{Y}_{qr} \quad \dots(6)$$

based on sub-sample replicate 1 and 2\*and

$$\hat{Y}_p = \frac{1}{4} \sum_{q=1}^4 \hat{Y}_{qp} \quad \dots(7)$$

based on whole sample.

*\*Note: In the Round, sub-samples 1, 3, 5 & 7 (in sub-rounds 1 to 4) are combined together to form sub-sample replicate 1 (annual) while sub-samples 2, 4, 6 & 8 (in sub-rounds 1 to 4) are combined together to form sub-sample replicate 2 (annual). This has been followed in the remaining sections also. Stratum level estimate for the Round is obtained similarly.*

**3.2.5 ESTIMATES OF RATIO:** If  $\hat{X}$  &  $\hat{Y}$  be the State/ UT/ Region level aggregate estimate corresponding to variables x and y, then the estimate of ratio is given below:

$$\hat{R}_r = \frac{\hat{Y}_r}{\hat{X}_r} \quad \dots(8)$$

based on sub-sample group r, and

$$\hat{R}_p = \frac{\hat{Y}_p}{\hat{X}_p} \quad \dots(9)$$

based on the whole sample.

The formulae for  $\hat{X}$  are obtained similarly by replacing  $\hat{Y}$  by  $\hat{X}$  and y by x in the above formulae stated in previous sections.

*Note: Estimates for the sub-round  $\hat{R}_{qr}$  and  $\hat{R}_{qp}$  has been be obtained by replacing  $\hat{Y}_r$  and  $\hat{Y}_p$  by  $\hat{Y}_{qr}$  and  $\hat{Y}_{qp}$ , respectively and  $\hat{X}_r$  and  $\hat{X}_p$  by  $\hat{X}_{qr}$  and  $\hat{X}_{qp}$ , respectively.*

| <b>Statement 0: Number of villages/ blocks allotted and surveyed and number of households and persons surveyed</b> |                 |          |               |          |            |       |         |       |
|--|-----------------|----------|---------------|----------|------------|-------|---------|-------|
| State/UT   | no. of villages |          | no. of blocks |          | households |       | persons |       |
|  | allotted        | surveyed | allotted      | surveyed | rural      | urban | rural   | urban |
| (1)  | (2)             | (3)      | (4)           | (5)      | (6)        | (7)   | (8)     | (9)   |
| Andhra Pr.   | 432             | 432      | 320           | 320      | 5181       | 3806  | 22600   | 16524 |
| Arunachal Pr   | 80              | 74       | 24            | 21       | 827        | 233   | 4314    | 953   |
| Assam  | 296             | 291      | 72            | 71       | 3462       | 852   | 19272   | 3370  |
| Bihar  | 624             | 611      | 192           | 190      | 7311       | 2279  | 40109   | 11764 |
| Goa  | 16              | 16       | 24            | 24       | 192        | 284   | 944     | 1239  |
| Gujarat  | 208             | 208      | 232           | 232      | 2479       | 2764  | 12807   | 12855 |
| Haryana  | 96              | 96       | 64            | 64       | 1132       | 758   | 6502    | 3732  |
| Himachal Pr.   | 144             | 140      | 80            | 80       | 1634       | 947   | 7793    | 3429  |
| J & K  | 208             | 131      | 128           | 84       | 1472       | 1008  | 8322    | 5035  |
| Karnataka  | 232             | 232      | 208           | 208      | 2763       | 2470  | 14154   | 11220 |
| Kerala   | 240             | 240      | 168           | 168      | 2604       | 2015  | 12324   | 9115  |
| M.P.   | 432             | 432      | 264           | 264      | 5144       | 3145  | 28816   | 16075 |
| Maharashtra  | 352             | 352      | 440           | 440      | 4121       | 5234  | 20399   | 24172 |
| Manipur  | 64              | 64       | 56            | 56       | 738        | 665   | 3997    | 3522  |
| Meghalaya  | 80              | 80       | 32            | 32       | 933        | 384   | 4901    | 1673  |
| Mizoram  | 40              | 39       | 72            | 72       | 428        | 858   | 2276    | 4169  |
| Nagaland   | 40              | 40       | 24            | 24       | 480        | 264   | 2441    | 1102  |
| Orissa   | 296             | 293      | 88            | 88       | 3477       | 1050  | 17059   | 4560  |
| Punjab   | 184             | 184      | 160           | 160      | 2152       | 1883  | 12067   | 8348  |
| Rajasthan  | 272             | 272      | 168           | 168      | 3229       | 1985  | 19021   | 10159 |
| Sikkim   | 88              | 88       | 24            | 24       | 1056       | 288   | 5173    | 1171  |
| Tamil Nadu   | 352             | 352      | 360           | 359      | 4173       | 4212  | 17338   | 16571 |
| Tripura  | 136             | 86       | 48            | 40       | 1031       | 569   | 4853    | 2408  |
| U.P.   | 792             | 791      | 392           | 391      | 9432       | 4638  | 57397   | 25051 |
| West Bengal  | 384             | 384      | 288           | 288      | 4550       | 3432  | 23508   | 14061 |
| A.& N. Is.   | 24              | 24       | 16            | 16       | 273        | 191   | 1514    | 788   |
| Chandigarh   | 16              | 16       | 64            | 64       | 180        | 765   | 654     | 3105  |
| D.&N. Haveli   | 16              | 16       | 8             | 8        | 192        | 96    | 914     | 381   |
| Daman & Diu  | 16              | 15       | 16            | 16       | 180        | 192   | 821     | 946   |
| Delhi  | 16              | 16       | 96            | 96       | 187        | 1081  | 982     | 4883  |
| Lakshadweep  | 8               | 7        | 16            | 16       | 84         | 192   | 363     | 1202  |

| <b>Statement 0: Number of villages/ blocks allotted and surveyed and number of households and persons surveyed</b> |                 |             |               |             |              |              |               |               |
|--|-----------------|-------------|---------------|-------------|--------------|--------------|---------------|---------------|
| State/UT   | no. of villages |             | no. of blocks |             | households   |              | persons       |               |
|  | allotted        | surveyed    | allotted      | surveyed    | rural        | urban        | rural         | urban         |
| (1)  | (2)             | (3)         | (4)           | (5)         | (6)          | (7)          | (8)           | (9)           |
| Pondicherry  | 24              | 24          | 32            | 32          | 288          | 384          | 1222          | 1577          |
| <b>all-India</b>   | <b>6208</b>     | <b>6046</b> | <b>4176</b>   | <b>4116</b> | <b>71385</b> | <b>48924</b> | <b>374856</b> | <b>225160</b> |

## Section 4

### Per capita consumption of individual items

4.0 The present report makes use of the detailed item classification adopted in the schedule of enquiry to study consumer expenditure patterns in much greater detail. In this section, per capita estimates of consumption in quantity and value terms are presented for all the items of consumption for which either the monthly estimate of expenditure is at least 50 paise or at least 10% households reported consumption. These estimates are given for rural and urban areas separately for the 32 States and UTs of India. For all-India, these estimates have been presented for each MPCE class. Due to difference in the scope of all-India and State/UT tables, the numbering has been made separately for all-India and States/UTs. The items in the appendix have been divided into two groups – food and non-food. At all-India level, Tables 1R & 1U give estimates for food items and Tables 3R & 3U for non-food items. For States and UTs, Tables 2R & 2U give estimates for food items and Tables 4R & 4U for non-food items.

4.1 From the list of the items of the Appendix tables the items that contributed relatively high proportions of consumption in the respective item group to which it belongs have been identified. The estimates of monthly per capita consumption of these individual items, both in terms of quantity and value, are presented along with the corresponding estimates of two previous quinquennial rounds – 50<sup>th</sup> (July 1993 – June 1994) and 43<sup>rd</sup> (July 1987 – June 1988) - in Statements 1R and 1U. The estimates span the period 1987 – 2000.

4.2 The monthly per capita quantity of consumption (abbreviated PCQC) and monthly per capita value of consumption (abbreviated PCVC) for individual items have been examined. On the whole, the consumption pattern is found to be more or less stable for almost all the important items in both rural and urban areas of the country. Here the discussion is restricted to all-India level estimates with emphasis on quantity of consumption. Statements 1R and 1U reveal the following points.

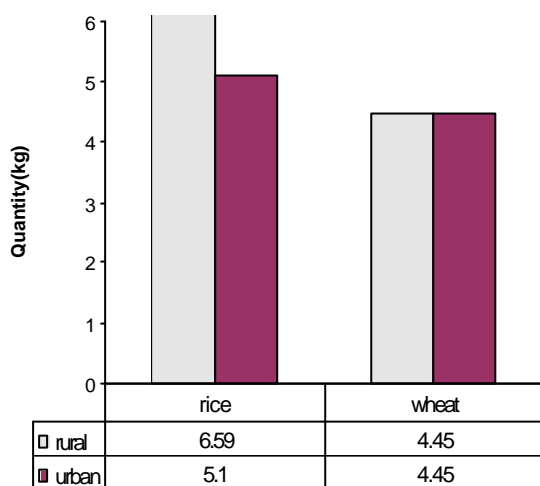
- Among the items of cereals, the most important items are rice and atta. It is seen that PCQC for rice has a declining trend over the period 1987-2000. During 55<sup>th</sup> round, atta was merged with wheat (whole or broken grain) in the schedule but wheat was separately collected in earlier rounds. Considering that the contribution of wheat to the merged item atta/wheat is negligible, it is difficult to conclude whether the PCQC of atta has declined or not. However, PCQC for atta in rural India is exactly the same as that of urban India in the 55<sup>th</sup> round.

- Regarding the items of pulses, it is found that the quantity of consumption remained almost static during the period 1987-2000. This is true for both rural and urban areas.
- PCQC for milk (liquid) shows a definite increase during the period 1987-2000, especially in urban areas.
- Among different edible oils, only mustard oil was used in increasing quantities over the period 1987-2000 in both rural and urban areas. The pattern is the same for rural and urban areas.
- Among the items of meat, egg & fish there was an increase in PCQC for many of the items. However, for goat meat /mutton there was a decline over the time period 1987-2000.
- Data on the consumption of vegetables show that the increase in PCQC was considerable in both rural and urban areas for almost all the important items of vegetables except brinjal, for which a slight fall is observed, over the period 1987-2000, in both rural and urban areas. One important thing can be noted: the consumption of green chillies increased over time and at the same time consumption of dry chillies decreased. Fruit consumption also increased over time, especially for coconut, lemon, mango and groundnut.
- Among the spices, PCQC decreased for tamarind and dry chillies. For many other items of spices group, it has increased. Thus, people are consuming more of spices but less of chilli and tamarind.
- PCVC for almost all the items increased from 1987 to 2000 at current prices. The increase was about three times during this period 1987-2000. During the first half of this period (1987-1994), the increase was about one and a half times.
- In the rural areas, the increase in PCVC was marked for many items, viz., chicken, egg, chilli (green), leafy vegetables, cauliflower, cabbage, tea (leaf), biscuits, electricity, LPG, clothing items, footwear, toilet articles (soap, lotion, cream etc.), postage, telegram and telephone charges, petrol and bicycle.
- In the urban areas, the increase was significantly high for the items like coconut oil, chicken, leafy vegetables, lady's finger, beans, garlic, electricity, LPG, books, newspapers, toilet articles, scooter, motor car etc.

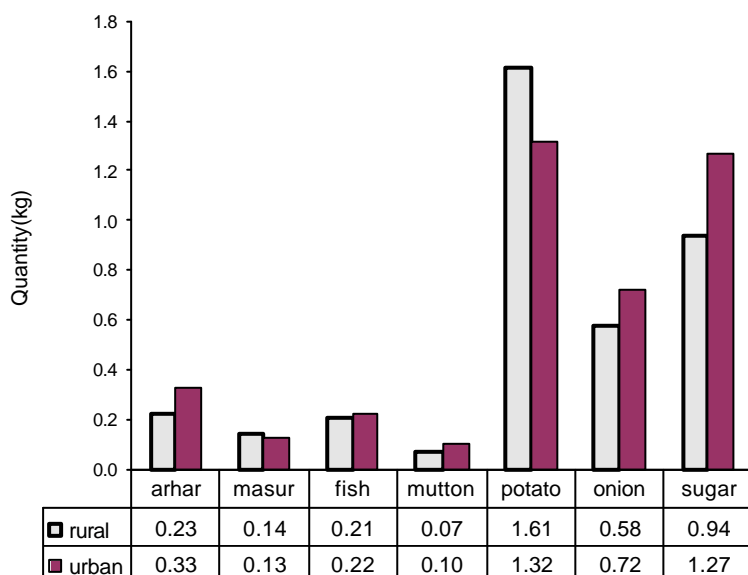
4.3 For the 55<sup>th</sup> round, estimates for some selected items have been presented graphically to show the monthly per capita quantity of consumption of these items in Figures 1 to 4.



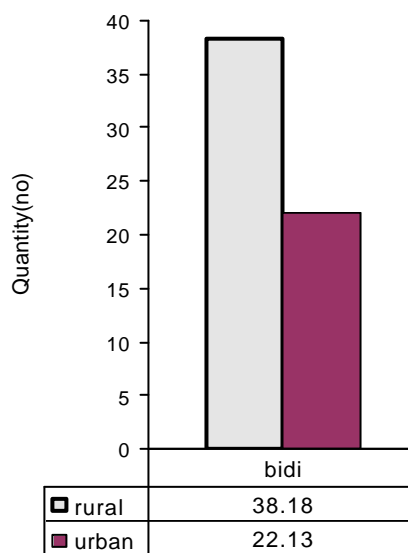
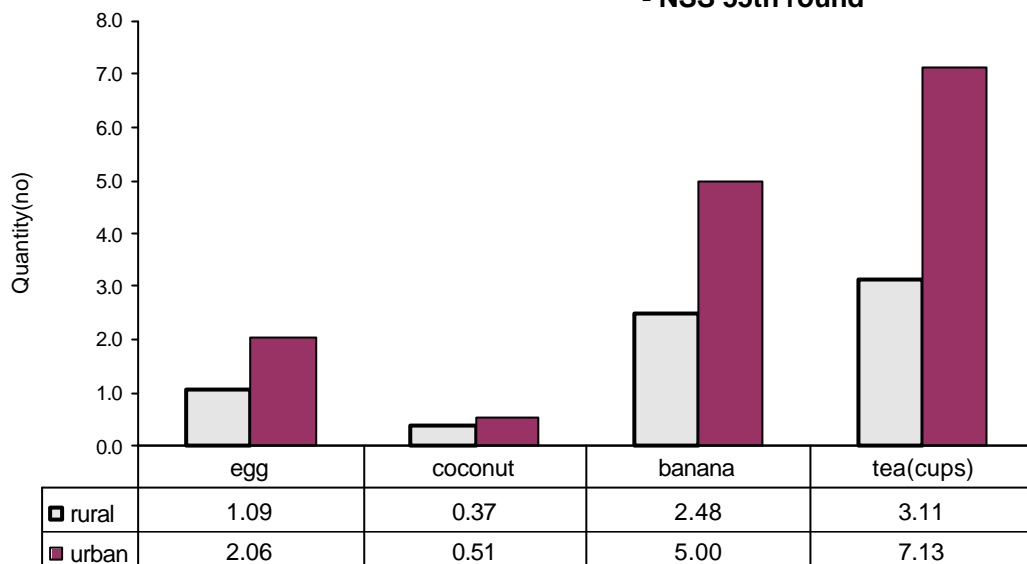
**Figure 1: Per capita consumption of rice and wheat per 30 days : all-India - NSS 55th round**



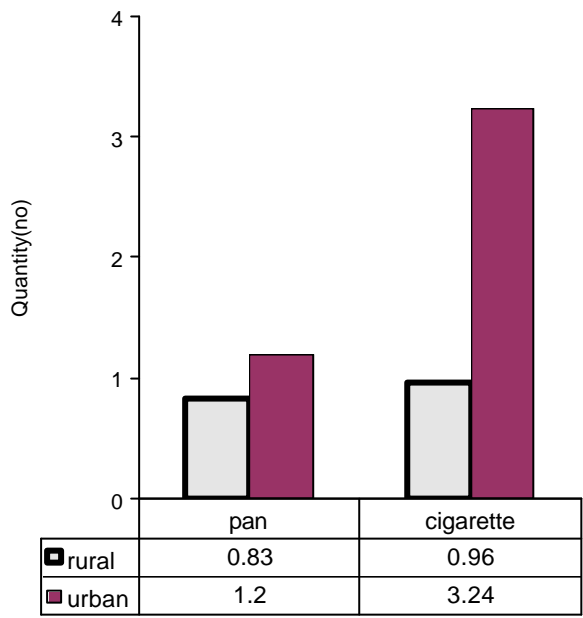
**Figure 2: Per capita consumption of some selected items per 30 days: all-India - NSS 55th round**



**Figure 3: Per capita consumption of some selected items per 30 days: all-India  
- NSS 55th round**



**Figure 4: Per capita consumption of some selected items per 30 days:  
all-India - NSS 55th round**



**Statement 1R: Per capita quantity and value of consumption of some selected items per 30 days, over three quinquennial rounds**

| <b>all-India</b>             |                            | <b>Rural</b>  |                          |               |                          |               |
|------------------------------|----------------------------|---------------|--------------------------|---------------|--------------------------|---------------|
| item                         | 55-th round<br>(1999-2000) |               | 50-th round<br>(1993-94) |               | 43-rd round<br>(1987-88) |               |
|                              | quantity<br>(kg*)          | value<br>(Rs) | quantity<br>(kg*)        | value<br>(Rs) | quantity<br>(kg*)        | value<br>(Rs) |
| (1)                          | (2)                        | (3)           | (4)                      | (5)           | (6)                      | (7)           |
| rice                         | 6.59                       | 63.59         | 6.79                     | 41.54         | 6.81                     | 23.87         |
| wheat/atta <sup>@</sup>      | 4.45                       | 31.10         | 4.32                     | 17.72         | 4.48                     | 10.33         |
| arhar (tur)                  | 0.23                       | 6.49          | 0.24                     | 3.89          | 0.25                     | 2.49          |
| masur                        | 0.14                       | 3.10          | 0.12                     | 1.56          | 0.13                     | 0.88          |
| moong                        | 0.10                       | 2.55          | 0.10                     | 1.53          | 0.11                     | 0.85          |
| urd                          | 0.09                       | 2.14          | 0.10                     | 1.25          | 0.09                     | 0.66          |
| gram (split)                 | 0.08                       | 1.47          | 0.06                     | 0.90          | 0.08                     | 0.51          |
| gram (whole)                 | 0.03                       | 0.51          | 0.03                     | 0.42          | 0.06                     | 0.28          |
| milk: liquid (litre)         | 3.79                       | 38.37         | 3.94                     | 24.89         | 3.20                     | 12.06         |
| ghee                         | 0.03                       | 3.03          | 0.01                     | 1.30          | 0.02                     | 0.98          |
| mustard oil                  | 0.24                       | 8.29          | 0.17                     | 5.23          | 0.13                     | 3.22          |
| groundnut oil                | 0.12                       | 4.84          | 0.12                     | 4.36          | 0.09                     | 2.30          |
| vanaspati, margarine         | 0.04                       | 1.47          | 0.03                     | 1.08          | 0.04                     | 0.95          |
| coconut oil                  | 0.01                       | 0.62          | 0.01                     | 0.4           | 0.01                     | 0.18          |
| fish, prawn                  | 0.21                       | 6.22          | 0.18                     | 3.77          | 0.16                     | 1.81          |
| goat meat/mutton             | 0.07                       | 4.47          | 0.06                     | 3.03          | 0.06                     | 1.74          |
| chicken                      | 0.04                       | 2.02          | 0.02                     | 0.80          | 0.02                     | 0.43          |
| eggs (no.)                   | 1.09                       | 1.81          | 0.64                     | 0.77          | 0.52                     | 0.39          |
| beef/ buffalo meat           | 0.04                       | 1.21          | 0.04                     | 0.64          | 0.03                     | 0.35          |
| potato                       | 1.61                       | 6.68          | 1.24                     | 3.96          | 1.18                     | 2.06          |
| onion                        | 0.58                       | 3.68          | 0.46                     | 2.21          | 0.38                     | 1.13          |
| tomato                       | 0.35                       | 2.52          | 0.29                     | 1.39          | 0.16                     | 0.47          |
| brinjal                      | 0.39                       | 2.40          | 0.41                     | 1.44          | 0.43                     | 0.87          |
| palak/other leafy vegetables | 0.46                       | 1.95          | 0.10                     | 0.26          | 0.08                     | 0.13          |
| chillis (green)              | 0.26                       | 1.70          | 0.11                     | 0.89          | 0.08                     | 0.40          |
| lemon (no.)                  | 0.55                       | 0.40          | 0.44                     | 0.20          | 0.01                     | 0.06          |
| lady's finger                | 0.14                       | 1.09          | 0.12                     | 0.55          | 0.11                     | 0.29          |
| cauliflower                  | 0.19                       | 1.06          | 0.16                     | 0.58          | 0.11                     | 0.26          |
| cabbage                      | 0.18                       | 1.02          | 0.15                     | 0.52          | 0.09                     | 0.19          |

**Statement 1R: Per capita quantity and value of consumption of some selected items per 30 days, over three quinquennial rounds**

| <b>all-India</b>  |                            | <b>Rural</b>  |                          |               |                          |               |
|---|----------------------------|---------------|--------------------------|---------------|--------------------------|---------------|
| item  | 55-th round<br>(1999-2000) |               | 50-th round<br>(1993-94) |               | 43-rd round<br>(1987-88) |               |
|   | quantity<br>(kg*)          | value<br>(Rs) | quantity<br>(kg*)        | value<br>(Rs) | quantity<br>(kg*)        | value<br>(Rs) |
| (1)   | (2)                        | (3)           | (4)                      | (5)           | (6)                      | (7)           |
| coconut (no.)   | 0.37                       | 1.92          | 0.32                     | 1.23          | 0.30                     | 0.90          |
| <i>(Contd.)</i>   |                            |               |                          |               |                          |               |
| * unless otherwise specified in column (1). @ for 43 <sup>rd</sup> rounds, wheat is not included in atta and sugar does not include khandsari |                            |               |                          |               |                          |               |
| banana (no.)  | 2.48                       | 1.90          | 2.20                     | 1.15          | 0.21                     | 0.50          |
| mango   | 0.10                       | 1.04          | 0.06                     | 0.40          | -                        | 0.27          |
| groundnut   | 0.05                       | 0.83          | 0.03                     | 0.48          | 0.02                     | 0.22          |
| sugar   | 0.94                       | 12.78         | 0.62                     | 7.00          | 0.52                     | 3.11          |
| gur   | 0.14                       | 1.55          | 0.16                     | 1.53          | 0.30                     | 1.20          |
| dry chillies (gm)   | 60.67                      | 3.18          | 65.09                    | 1.68          | 73.11                    | 1.21          |
| turmeric (gm)   | 35.23                      | 1.79          | 30.64                    | 0.94          | 30.42                    | 0.52          |
| garlic (gm)   | 40.47                      | 1.42          | 32.78                    | 0.73          | 22.90                    | 0.44          |
| ginger (gm)   | 17.70                      | 0.85          | 14.83                    | 0.30          | 10.11                    | 0.14          |
| tamarind (gm)   | 25.29                      | 0.79          | 30.82                    | 0.47          | 34.16                    | 0.32          |
| black pepper (gm)   | 3.01                       | 0.59          | 4.28                     | 0.26          | 3.00                     | 0.20          |
| tea : leaf (gm)   | 46.47                      | 6.07          | 38.69                    | 2.99          | 36.86                    | 1.49          |
| tea : cups (no.)  | 3.11                       | 3.93          | 2.96                     | 2.56          | 2.81                     | 1.37          |
| biscuits  | 1.18                       | 1.84          | -                        | 1.06          | 0.02                     | 0.35          |
| salted refreshments   | 0.69                       | 1.60          | -                        | 1.16          | 0.03                     | 0.63          |
| prepared sweets   | 0.10                       | 1.07          | -                        | 0.78          | 0.01                     | 0.46          |
| pan : finished (no.)  | 0.83                       | 0.78          | 0.64                     | 0.39          | 0.65                     | 0.21          |
| bidi (no.)  | 38.18                      | 4.91          | 45.74                    | 3.70          | 49.50                    | 1.93          |
| cigarettes (no.)  | 0.96                       | 0.88          | 0.80                     | 0.45          | 1.05                     | 0.27          |
| firewood and chips  | 17.70                      | 16.63         | 17.27                    | 10.77         | 16.24                    | 6.36          |
| electricity (std. unit)   | 4.54                       | 6.10          | 2.27                     | 2.24          | 1.30                     | 0.73          |
| dung cake   | -                          | 5.45          | -                        | 3.23          | 0.01                     | 2.13          |
| kerosene (litre)  | 0.82                       | 4.49          | 0.68                     | 2.60          | 0.57                     | 1.59          |
| matches (box)   | 1.69                       | 0.90          | 1.89                     | 0.56          | 1.78                     | 0.41          |
| L.P.G.  | 0.14                       | 1.76          | 0.04                     | 0.32          | 0.01                     | 0.06          |
| cloth for shirt, pyjama, salwar etc.(m)   | 0.17                       | 6.74          | 0.11                     | 4.01          | 0.22                     | 3.82          |

**Statement 1R: Per capita quantity and value of consumption of some selected items per 30 days, over three quinquennial rounds**

| <b>all-India</b>                                      |                            | <b>Rural</b>  |                          |               |                          |               |
|---|----------------------------|---------------|--------------------------|---------------|--------------------------|---------------|
| item  | 55-th round<br>(1999-2000) |               | 50-th round<br>(1993-94) |               | 43-rd round<br>(1987-88) |               |
|   | quantity<br>(kg*)          | value<br>(Rs) | quantity<br>(kg*)        | value<br>(Rs) | quantity<br>(kg*)        | value<br>(Rs) |
| (1)   | (2)                        | (3)           | (4)                      | (5)           | (6)                      | (7)           |
| sari (m)  | 0.20                       | 6.35          | 0.15                     | 3.87          | 0.25                     | 2.67          |
| ready-made garments (no.)                             | 0.05                       | 4.19          | 0.05                     | 2.31          | 0.04                     | 0.88          |
| cloth for coat, trousers, overcoat etc. (m)           | 0.04                       | 3.38          | 0.02                     | 1.48          | 0.03                     | 0.82          |
| hosiery articles, stockings, under-garments etc.(no.) | 0.11                       | 2.80          | 0.03                     | 0.58          | 0.03                     | 0.29          |
| <i>* unless otherwise specified in column (1).</i>    |                            |               |                          |               |                          | (Contd.)      |
| dhoti (m)   | 0.06                       | 1.42          | 0.05                     | 0.81          | 0.09                     | 0.71          |
| lungi (no.)   | 0.03                       | 1.30          | 0.01                     | 0.48          | 0.03                     | 0.32          |
| rubber / PVC footwear (pair)                          | 0.05                       | 1.88          | 0.04                     | 0.98          | 0.04                     | 0.57          |
| leather boots, shoes (pair)                           | 0.01                       | 1.26          | 0                        | 0.55          | 0.01                     | 0.35          |
| leather sandals, chappals etc. (pair)                 | 0.01                       | 1.20          | 0.01                     | 0.40          | 0.01                     | 0.26          |
| books, journals                                       | -                          | 2.87          | -                        | 0.98          | -                        | 0.55          |
| tuition and other fees (school, college, etc.)        | -                          | 2.74          | -                        | 0.82          | -                        | 0.42          |
| cinema, theatre                                       | -                          | 0.72          | -                        | 0.53          | -                        | 0.43          |
| toilet soap   | -                          | 4.33          | -                        | 2.70          | -                        | 1.07          |
| hair oil, lotion, shampoo, hair cream                 | -                          | 2.92          | -                        | 2.10          | -                        | 1.13          |
| toothbrush, toothpaste etc.                           | -                          | 1.84          | -                        | 0.79          | -                        | 0.31          |
| powder, snow, cream                                   | -                          | 1.09          | -                        | 0.50          | -                        | 0.18          |
| shaving blades, shaving stick, razor                  | -                          | 0.52          | -                        | 0.27          | -                        | 0.09          |
| washing soap/soda                                     | -                          | 5.38          | -                        | 2.66          | -                        | 1.62          |
| agarbati  | -                          | 1.03          | -                        | 0.50          | -                        | 0.13          |
| barber, beautician etc.                               | -                          | 2.59          | -                        | 1.33          | -                        | 0.60          |
| postage & telegram, telephone charges                 | -                          | 1.10          | -                        | 0.23          | -                        | 0.06          |
| bus/tram fare   | -                          | 8.93          | -                        | 4.73          | -                        | 4.73          |
| petrol  | -                          | 2.70          | -                        | 0.83          | -                        | 0.19          |
| television  | -                          | 0.59          | -                        | 0.47          | -                        | 0.43          |
| stainless steel utensils                              | -                          | 0.63          | -                        | 0.46          | -                        | 0.18          |
| motor cycle, scooter                                  | -                          | 1.23          | -                        | 0.78          | -                        | 0.27          |
| bicycle   | -                          | 0.96          | -                        | 1.24          | -                        | 0.69          |
| tyres & tubes   | -                          | 0.26          | -                        | 0.19          | -                        | 0.08          |

NSS Report No. 461: Consumption of Some Important Commodities in India, 1999-2000

**Statement 1R: Per capita quantity and value of consumption of some selected items per 30 days, over three quinquennial rounds**

| all-India | item   | Rural                      |               |                          |               |                          |               |
|-----------|--|----------------------------|---------------|--------------------------|---------------|--------------------------|---------------|
|           |  | 55-th round<br>(1999-2000) |               | 50-th round<br>(1993-94) |               | 43-rd round<br>(1987-88) |               |
|           |  | quantity<br>(kg*)          | value<br>(Rs) | quantity<br>(kg*)        | value<br>(Rs) | quantity<br>(kg*)        | value<br>(Rs) |
| (1)       | (2)  | (3)                        | (4)           | (5)                      | (6)           | (7)                      |               |
|           | residential building & land (cost of repairs only) | -                          | 4.06          | -                        | 1.40          | -                        | 1.32          |

\* unless otherwise specified in column (1).

(Contd.)

**Statement 1U: Per capita quantity and value of consumption of some selected items per 30 days, over three quinquennial rounds**

| all-India | item                 | Urban             |               |                   |               |                   |               |
|-----------|----------------------|-------------------|---------------|-------------------|---------------|-------------------|---------------|
|           |                      | 55-th round       |               | 50-th round       |               | 43-rd round       |               |
|           |                      | quantity<br>(kg*) | value<br>(Rs) | quantity<br>(kg*) | value<br>(Rs) | quantity<br>(kg*) | value<br>(Rs) |
| (1)       | (2)                  | (3)               | (4)           | (5)               | (6)           | (7)               |               |
|           | rice                 | 5.10              | 59.19         | 5.13              | 36.80         | 5.26              | 20.96         |
|           | wheat/atta           | 4.45              | 36.41         | 4.44              | 21.20         | 4.37              | 11.50         |
|           | arhar (tur)          | 0.33              | 9.87          | 0.33              | 5.86          | 0.34              | 3.73          |
|           | moong                | 0.15              | 3.65          | 0.13              | 2.16          | 0.15              | 1.23          |
|           | masur                | 0.13              | 2.95          | 0.10              | 1.41          | 0.12              | 0.86          |
|           | urd                  | 0.11              | 3.00          | 0.10              | 1.52          | 0.11              | 0.88          |
|           | gram (split)         | 0.09              | 1.87          | 0.07              | 1.23          | 0.09              | 0.62          |
|           | gram (whole)         | 0.04              | 0.75          | 0.04              | 0.68          | 0.06              | 0.34          |
|           | milk: liquid (litre) | 5.10              | 62.66         | 4.89              | 39.09         | 4.26              | 19.42         |
|           | ghee                 | 0.07              | 7.98          | 0.05              | 4.03          | 0.04              | 2.42          |
|           | groundnut oil        | 0.23              | 9.69          | 0.24              | 9.23          | 0.18              | 4.81          |
|           | mustard oil          | 0.25              | 7.36          | 0.15              | 4.84          | 0.13              | 3.31          |
|           | vanaspati, margarine | 0.06              | 2.35          | 0.06              | 2.34          | 0.09              | 2.45          |
|           | coconut oil          | 0.02              | 0.83          | 0.01              | 0.50          | 0.01              | 0.19          |
|           | goat meat/mutton     | 0.10              | 8.84          | 0.11              | 6.22          | 0.13              | 3.82          |
|           | fish, prawn          | 0.22              | 8.08          | 0.20              | 4.99          | 0.17              | 2.62          |

NSS Report No. 461: Consumption of Some Important Commodities in India, 1999-2000

**Statement 1U: Per capita quantity and value of consumption of some selected items per 30 days,  
over three quinquennial rounds**

| all-India                    | item  | Urban             |               |                   |               |                   |               |
|------------------------------|-------|-------------------|---------------|-------------------|---------------|-------------------|---------------|
|                              |       | 55-th round       |               | 50-th round       |               | 43-rd round       |               |
|                              |       | quantity<br>(kg*) | value<br>(Rs) | quantity<br>(kg*) | value<br>(Rs) | quantity<br>(kg*) | value<br>(Rs) |
| (1)                          | (2)   | (3)               | (4)           | (5)               | (6)           | (7)               |               |
| chicken                      | 0.06  | 4.01              | 0.03          | 1.24              | 0.02          | 0.40              |               |
| eggs (no.)                   | 2.06  | 3.31              | 1.48          | 1.77              | 1.43          | 1.04              |               |
| beef/ buffalo meat           | 0.08  | 2.21              | 0.06          | 1.03              | 0.07          | 0.61              |               |
| potato                       | 1.32  | 6.33              | 1.08          | 3.95              | 1.11          | 2.32              |               |
| tomato                       | 0.55  | 4.85              | 0.46          | 2.76              | 0.31          | 1.22              |               |
| onion                        | 0.72  | 4.77              | 0.56          | 2.88              | 0.50          | 1.60              |               |
| brinjal                      | 0.38  | 2.98              | 0.39          | 1.72              | 0.42          | 1.08              |               |
| palak/other leafy vegetables | 0.40  | 2.63              | 0.15          | 0.54              | 0.17          | 0.36              |               |
| lady's finger                | 0.21  | 2.16              | 0.07          | 1.05              | 0.18          | 0.66              |               |
| cauliflower                  | 0.26  | 2.13              | 0.20          | 1.06              | 0.21          | 0.68              |               |
| cabbage                      | 0.26  | 1.98              | 0.22          | 1.02              | 0.18          | 0.54              |               |
| chillis (green)              | 0.24  | 1.98              | 0.11          | 1.07              | 0.09          | 0.51              |               |
| lemon (no.)                  | 1.39  | 1.14              | 1.23          | 0.58              | -             | 0.20              |               |
| banana (no.)                 | 5.00  | 4.40              | 4.48          | 2.80              | 5.10          | 1.41              |               |
| coconut (no.)                | 0.51  | 2.96              | 0.46          | 1.89              | 0.41          | 1.30              |               |
| mango                        | 0.16  | 2.48              | 0.12          | 1.30              | -             | 0.72              |               |
| apple                        | 0.08  | 2.35              | 0.11          | 1.62              | 0.07          | 0.66              |               |
| groundnut                    | 0.06  | 1.32              | -             | 1.62              | 0.03          | 0.43              |               |
| sugar                        | 1.27  | 17.09             | 0.90          | 10.18             | 0.87          | 5.21              |               |
| gur                          | 0.05  | 0.69              | 0.06          | 0.67              | 0.10          | 0.47              |               |
| dry chillies (gm)            | 61.91 | 3.52              | 61.01         | 1.88              | 70.89         | 1.25              |               |
| garlic (gm)                  | 45.01 | 2.95              | 36.71         | 0.90              | 28.50         | 0.61              |               |
| turmeric (gm)                | 34.67 | 1.99              | 29.89         | 1.03              | 31.52         | 0.60              |               |
| ginger (gm)                  | 27.20 | 1.17              | 24.36         | 0.54              | 18.84         | 0.29              |               |
| tamarind (gm)                | 33.37 | 1.16              | 36.38         | 0.60              | 40.38         | 0.42              |               |
| black pepper (gm)            | 5.28  | 1.13              | 6.10          | 0.40              | 4.95          | 0.33              |               |
| tea : cups (no.)             | 7.13  | 11.26             | 7.02          | 7.50              | 6.77          | 3.83              |               |
| tea : leaf (gm)              | 70.44 | 9.74              | 63.93         | 5.04              | 60.43         | 2.55              |               |
| biscuits                     | 2.06  | 4.14              | -             | 2.58              | 0.07          | 1.17              |               |

\* unless otherwise specified in column (1).

(Contd.)



**Statement 1U: Per capita quantity and value of consumption of some selected items per 30 days,  
over three quinquennial rounds**

| all-India | item  | Urban             |               |                   |               |                   |               |
|-----------|---|-------------------|---------------|-------------------|---------------|-------------------|---------------|
|           |   | 55-th round       |               | 50-th round       |               | 43-rd round       |               |
|           |   | quantity<br>(kg*) | value<br>(Rs) | quantity<br>(kg*) | value<br>(Rs) | quantity<br>(kg*) | value<br>(Rs) |
| (1)       | (2)   | (3)               | (4)           | (5)               | (6)           | (7)               |               |
|           | salted refreshments                         | 1.36              | 3.80          | -                 | 2.98          | 0.04              | 1.71          |
|           | prepared sweets                             | 0.40              | 3.00          | -                 | 1.94          | 0.11              | 1.09          |
|           | pan : finished (no.)                        | 1.20              | 1.76          | 1.39              | 1.16          | 1.70              | 0.70          |
|           | bidi (no.)                                  | 22.13             | 3.12          | 32.39             | 2.79          | 38.67             | 1.60          |
|           | cigarettes (no.)                            | 3.24              | 3.68          | 3.65              | 2.45          | 4.89              | 1.47          |
|           | firewood and chips                          | 5.34              | 6.55          | 6.09              | 5.12          | 7.40              | 3.79          |
|           | electricity (std. unit)                     | 20.89             | 31.22         | 9.67              | 10.49         | 7.18              | 4.29          |
|           | dung cake                                   | -                 | 1.20          | -                 | 0.91          | 0.00              | 0.75          |
|           | kerosene - P.D.S. (litre)                   | 1.34              | 8.40          | 1.42              | 5.49          | 1.29              | 3.35          |
|           | matches (box)                               | 1.61              | 0.91          | 1.91              | 0.60          | 1.96              | 0.45          |
|           | L.P.G.                                      | 1.31              | 16.04         | 0.88              | 5.94          | 0.39              | 2.20          |
|           | sari (m)                                    | 0.21              | 9.87          | 0.13              | 5.16          | 0.23              | 3.66          |
|           | ready-made garments (no.)                   | 0.07              | 9.12          | 0.07              | 6.06          | 0.06              | 2.19          |
|           | cloth for shirt, pyjama, salwar etc.(m)     | 0.18              | 9.01          | 0.10              | 4.34          | 0.21              | 4.35          |
|           | cloth for coat, trousers, overcoat etc. (m) | 0.06              | 6.53          | 0.02              | 2.62          | 0.06              | 2.13          |

(Contd.)

\* unless otherwise specified in column (1).

@ for 43<sup>rd</sup> rounds, wheat is not included in atta and sugar does not include khandsari

|  |   |      |       |      |      |      |      |
|--|---|------|-------|------|------|------|------|
|  | hosiery articles, stockings, under-garments etc.(no.) | 0.15 | 4.39  | 0.03 | 0.76 | 0.04 | 0.42 |
|  | lungi (no.)   | 0.02 | 1.39  | 0.01 | 0.26 | 0.02 | 0.19 |
|  | dhoti (m)   | 0.02 | 0.72  | 0.02 | 0.38 | 0.03 | 0.34 |
|  | leather boots, shoes (pair)                           | 0.01 | 3.71  | 0.01 | 1.39 | 0.01 | 0.86 |
|  | leather sandals, chappals etc. (pair)                 | 0.02 | 2.48  | 0.01 | 1.04 | 0.02 | 0.72 |
|  | rubber / PVC footwear (pair)                          | 0.05 | 2.12  | 0.03 | 0.93 | 0.03 | 0.55 |
|  | tuition and other fees (school, college, etc.)        | -    | 16.71 | -    | 8.15 | -    | 2.88 |
|  | books, journals                                       | -    | 6.87  | -    | 2.56 | -    | 1.10 |
|  | newspapers, periodicals                               | -    | 2.35  | -    | 2.01 | -    | 1.28 |
|  | toilet soap   | -    | 7.26  | -    | 4.04 | -    | 2.19 |

**Statement 1U: Per capita quantity and value of consumption of some selected items per 30 days,  
over three quinquennial rounds**

| all-India | item   | Urban             |               |                   |               |                   |               |
|-----------|--|-------------------|---------------|-------------------|---------------|-------------------|---------------|
|           |  | 55-th round       |               | 50-th round       |               | 43-rd round       |               |
|           |  | quantity<br>(kg*) | value<br>(Rs) | quantity<br>(kg*) | value<br>(Rs) | quantity<br>(kg*) | value<br>(Rs) |
| (1)       | (2)  | (3)               | (4)           | (5)               | (6)           | (7)               |               |
|           | hair oil, lotion, shampoo, hair cream              | -                 | 6.48          | -                 | 3.17          | -                 | 1.66          |
|           | toothbrush, toothpaste etc.                        | -                 | 4.99          | -                 | 2.56          | -                 | 1.35          |
|           | powder, snow, cream                                | -                 | 3.11          | -                 | 1.36          | -                 | 0.55          |
|           | shaving blades, shaving stick, razor               | -                 | 1.46          | -                 | 0.82          | -                 | 0.27          |
|           | washing soap/soda                                  | -                 | 8.34          | -                 | 4.17          | -                 | 2.62          |
|           | agarbati   | -                 | 1.94          | -                 | 0.98          | -                 | 0.31          |
|           | postage, telegram & telephone charges              | -                 | 12.25         | -                 | 2.66          | -                 | 0.51          |
|           | petrol   | -                 | 19.21         | -                 | 7.35          | -                 | 2.09          |
|           | bus/tram fare                                      | -                 | 15.69         | -                 | 7.97          | -                 | 3.92          |
|           | railway fare                                       | -                 | 3.57          | -                 | 2.67          | -                 | 1.50          |
|           | television   | -                 | 3.10          | -                 | 2.09          | -                 | 2.22          |
|           | tape recorder, CD player                           | -                 | 0.51          | -                 | 0.27          | -                 | 0.22          |
|           | stainless steel utensils                           | -                 | 0.87          | -                 | 0.50          | -                 | 0.23          |
|           | stove  | -                 | 0.24          | -                 | 0.15          | -                 | 0.06          |
|           | motor cycle, scooter                               | -                 | 5.24          | -                 | 3.62          | -                 | 1.46          |
|           | motor car, jeep                                    | -                 | 5.22          | -                 | 1.55          | -                 | 0.15          |
|           | bicycle  | -                 | 1.07          | -                 | 1.23          | -                 | 0.59          |
|           | residential building & land (cost of repairs only) | -                 | 4.39          | -                 | 1.83          | -                 | 1.72          |

\* unless otherwise specified in column (1).

## Section 5

### Possession of Durable Goods

5.0 This section reports the proportion of households possessing different items of durable goods.

5.1 Tables 5R and 5U of the Appendix give estimated percentages of households possessing different durable goods separately for different MPCE classes and for the entire population, of rural and urban areas of each State and UT, and of the country as a whole. Twenty-three different durable goods are considered. The last but one column (column 16) of the table gives the average number of such goods possessed per 1000 households. Thus, a figure of 445 in column 16 against, say, “electric fan” means that the average number of electric fans possessed per household was 0.445 for the entire rural/urban area of the State/UT concerned.

Ignoring differences among the MPCE classes for the moment, one may consider first the “all classes” figures for the major States and all-India. Numbers per 1000 households reporting possession of different items of durable goods have been presented in Statements 2R & 2U below.

5.2 **Rural-urban differences:** The percentages of households possessing durable goods in urban areas are in nearly all cases higher than the corresponding percentages for rural areas. At all-India level, bicycle is the only item for which percentage of possessor households in rural areas is more than that for urban households. Rural-urban differences in incidence of possession are seen to be low in case of bicycles (40% for rural India as a whole and 39% for urban India) and also low for bedsteads (rural - 79%, urban - 82%), ‘suitcase, trunk, box, handbag and other travel goods’, and radio. For all the other durables listed in Statements 2R and 2U, rural-urban differentials are much higher. Examples are: TV and pressure cooker (rural - 3%, urban - 50%), electric fan (rural - 26%, urban - 69%) and refrigerator (rural - 3%, urban - 23%).

### Inter-state differences

5.3 As a rule, inter-state differences were more striking for rural areas of the country than for urban areas. Thus, for television, the range of variation was only 40% to 69% for urban areas but 6% to 60% for rural areas.

#### 5.4 Entertainment: radio, TV and tape recorder

**Radio** sets were possessed by 50% of *rural* households in Kerala and by 18-43% of rural households in other major states. Bihar (52%) and West Bengal (50%) had the highest incidence of household possession of radios in *urban* areas.

**Tape recorders and CD players** were present in 33 % of the rural households in Kerala and 29% of the rural households in Punjab, 21% of the rural households in Haryana and by less than 16% in all other major states (only 4-5% in Bihar, Orissa and UP). In urban areas the incidence was 40-44% in Kerala and Gujarat but the incidence was low in Bihar, Orissa, UP, and MP among the major states.

**Statement 2R: Inter-state variation in proportion of households (number per 1000) possessing different items of durable goods**

**Rural**

| code | Item   | Andhra Pradesh | Assam | Bihar | Gujarat | Haryana | Karna-taka | Kerala | Madhya Pradesh |
|------|--|----------------|-------|-------|---------|---------|------------|--------|----------------|
| (1)  | (2)  | (3)            | (4)   | (5)   | (6)     | (7)     | (8)        | (9)    | (10)           |
| 550  | bedstead   | 754            | 829   | 887   | 858     | 985     | 464        | 873    | 852            |
| 551  | almirah, dressing table                              | 250            | 523   | 268   | 456     | 292     | 287        | 587    | 176            |
| 552  | chair, stool, bench, table                           | 600            | 786   | 588   | 607     | 593     | 628        | 931    | 392            |
| 553  | suitcase, trunk, box, handbag and other travel goods | 717            | 783   | 787   | 785     | 911     | 849        | 557    | 657            |
| 554  | foam, rubber cushion (dunlopillo type)               | 18             | 29    | 21    | 10      | 76      | 23         | 118    | 12             |
| 555  | carpet, daree & other floor mattings                 | 19             | 21    | 328   | 128     | 279     | 188        | 40     | 191            |
| 556  | paintings, drawings, engravings etc.                 | 10             | 52    | 13    | 86      | 44      | 5          | 10     | 8              |
| 560  | gramophone & record player                           | 7              | 6     | 3     | 2       | 7       | 5          | 17     | 8              |
| 561  | radio  | 184            | 422   | 368   | 215     | 338     | 434        | 495    | 219            |
| 562  | television   | 181            | 130   | 60    | 230     | 493     | 213        | 338    | 166            |
| 563  | VCR/VCP  | 1              | 0     | 1     | 5       | 3       | 6          | 65     | 1              |
| 565  | tape recorder, CD player                             | 50             | 73    | 39    | 155     | 211     | 147        | 333    | 55             |
| 590  | electric fan   | 337            | 92    | 40    | 580     | 754     | 206        | 487    | 258            |
| 591  | air conditioner, air cooler                          | 3              | 1     | 2     | 6       | 194     | 1          | 3      | 14             |
| 593  | sewing machine                                       | 21             | 39    | 23    | 32      | 410     | 34         | 115    | 43             |
| 594  | washing machine                                      | 1              | 2     | 1     | 5       | 25      | 5          | 35     | 1              |
| 595  | stove  | 186            | 93    | 149   | 611     | 476     | 368        | 380    | 172            |
| 596  | pressure cooker/pressure pan                         | 32             | 51    | 80    | 331     | 337     | 79         | 195    | 81             |
| 597  | refrigerator   | 7              | 5     | 3     | 59      | 139     | 16         | 138    | 7              |
| 610  | bicycle  | 275            | 491   | 424   | 316     | 521     | 202        | 195    | 459            |
| 611  | motor cycle, scooter                                 | 33             | 10    | 12    | 90      | 106     | 48         | 65     | 37             |
| 612  | motor car, jeep                                      | 1              | 3     | 1     | 7       | 7       | 5          | 20     | 2              |
| 630  | clock, watch   | 357            | 323   | 269   | 589     | 659     | 535        | 803    | 270            |

| code | item   | Maha-rashtra | Orissa | Punjab | Rajas-than | Tamil Nadu | Uttar Pradesh | West Bengal | all-India |
|------|--|--------------|--------|--------|------------|------------|---------------|-------------|-----------|
| (1)  | (2)  | (11)         | (12)   | (13)   | (14)       | (15)       | (16)          | (17)        | (18)      |
| 550  | bedstead   | 731          | 689    | 944    | 955        | 494        | 918           | 748         | 791       |
| 551  | almirah, dressing table                              | 307          | 180    | 535    | 181        | 310        | 135           | 216         | 269       |
| 552  | chair, stool, bench, table                           | 457          | 377    | 771    | 392        | 598        | 343           | 592         | 529       |
| 553  | suitcase, trunk, box, handbag and other travel goods | 728          | 693    | 856    | 807        | 646        | 778           | 677         | 737       |
| 554  | foam, rubber cushion (dunlopillo type)               | 15           | 12     | 84     | 16         | 17         | 18            | 6           | 24        |
| 555  | carpet, daree & other floor mattings                 | 162          | 217    | 155    | 222        | 60         | 117           | 133         | 153       |
| 556  | paintings, drawings, engravings etc.                 | 16           | 14     | 55     | 10         | 6          | 11            | 12          | 19        |
| 560  | gramophone & record player                           | 7            | 3      | 13     | 4          | 1          | 6             | 6           | 6         |
| 561  | radio  | 202          | 239    | 342    | 245        | 345        | 272           | 422         | 304       |
| 562  | television   | 250          | 97     | 595    | 158        | 234        | 151           | 96          | 187       |
| 563  | VCR/VCP  | 3            | 1      | 20     | 2          | 5          | 4             | 1           | 5         |
| 565  | tape recorder, CD player                             | 113          | 47     | 288    | 103        | 100        | 50            | 32          | 91        |
| 590  | electric fan   | 312          | 133    | 835    | 346        | 353        | 153           | 115         | 263       |
| 591  | air conditioner, air cooler                          | 15           | 3      | 138    | 32         | 1          | 14            | 0           | 17        |
| 593  | sewing machine                                       | 59           | 13     | 491    | 146        | 22         | 100           | 7           | 74        |
| 594  | washing machine                                      | 4            | 1      | 35     | 4          | 8          | 4             | 1           | 6         |
| 595  | stove  | 450          | 120    | 674    | 272        | 332        | 200           | 219         | 273       |
| 596  | pressure cooker/pressure pan                         | 174          | 63     | 412    | 88         | 84         | 145           | 60          | 131       |
| 597  | refrigerator   | 23           | 5      | 230    | 20         | 20         | 10            | 4           | 27        |
| 610  | bicycle  | 277          | 478    | 733    | 335        | 312        | 611           | 487         | 405       |
| 611  | motor cycle, scooter                                 | 55           | 25     | 201    | 54         | 66         | 40            | 7           | 45        |
| 612  | motor car, jeep                                      | 4            | 0      | 22     | 4          | 2          | 5             | 0           | 4         |
| 630  | clock, watch   | 435          | 183    | 551    | 532        | 408        | 330           | 301         | 389       |

**Statement 2U: Inter-state variation in proportion of households (number per 1000) possessing different items of durable goods**

**Urban**

| code | item   | Andhra Pradesh | Assam | Bihar | Gujarat | Haryana | Kama-taka | Kerala | Madhya Pradesh |
|------|--|----------------|-------|-------|---------|---------|-----------|--------|----------------|
| (1)  | (2)  | (3)            | (4)   | (5)   | (6)     | (7)     | (8)       | (9)    | (10)           |
| 550  | bedstead   | 814            | 712   | 937   | 924     | 976     | 686       | 906    | 853            |
| 551  | almirah, dressing table                              | 556            | 553   | 530   | 701     | 486     | 608       | 729    | 505            |
| 552  | chair, stool, bench, table                           | 802            | 680   | 804   | 818     | 673     | 814       | 927    | 702            |
| 553  | suitcase, trunk, box, handbag and other travel goods | 826            | 671   | 879   | 910     | 908     | 885       | 669    | 803            |
| 554  | foam, rubber cushion (dunlopillo type)               | 161            | 150   | 121   | 45      | 280     | 141       | 226    | 112            |
| 555  | carpet, daree & other floor mattings                 | 69             | 128   | 432   | 186     | 392     | 283       | 86     | 350            |
| 556  | paintings, drawings, engravings etc.                 | 64             | 135   | 107   | 141     | 128     | 64        | 19     | 99             |
| 560  | gramophone & record player                           | 8              | 15    | 26    | 3       | 1       | 13        | 17     | 33             |
| 561  | radio  | 282            | 464   | 520   | 234     | 297     | 387       | 434    | 315            |
| 562  | television   | 572            | 396   | 433   | 684     | 669     | 644       | 568    | 606            |
| 563  | VCR/VCP  | 19             | 47    | 19    | 34      | 21      | 58        | 138    | 19             |
| 565  | tape recorder, CD player                             | 229            | 247   | 207   | 437     | 309     | 352       | 402    | 233            |
| 590  | electric fan   | 713            | 412   | 451   | 853     | 821     | 638       | 718    | 694            |
| 591  | air conditioner, air cooler                          | 79             | 2     | 56    | 46      | 381     | 12        | 10     | 200            |
| 593  | sewing machine                                       | 97             | 150   | 171   | 147     | 516     | 129       | 195    | 224            |
| 594  | washing machine                                      | 42             | 24    | 32    | 82      | 167     | 78        | 108    | 63             |
| 595  | stove  | 661            | 366   | 470   | 717     | 672     | 750       | 599    | 572            |
| 596  | pressure cooker/pressure pan                         | 350            | 322   | 443   | 718     | 631     | 470       | 368    | 495            |
| 597  | refrigerator   | 181            | 130   | 125   | 323     | 367     | 203       | 284    | 162            |
| 610  | bicycle  | 352            | 333   | 509   | 472     | 515     | 230       | 249    | 586            |
| 611  | motor cycle, scooter                                 | 191            | 100   | 138   | 313     | 227     | 218       | 141    | 238            |
| 612  | motor car, jeep                                      | 9              | 20    | 25    | 32      | 34      | 33        | 40     | 19             |
| 630  | clock, watch   | 565            | 429   | 449   | 770     | 639     | 687       | 819    | 533            |

| code | item   | Maha-rashtra | Orissa | Punjab | Rajas-than | Tamil Nadu | Uttar Pradesh | West Bengal | all-India |
|------|--|--------------|--------|--------|------------|------------|---------------|-------------|-----------|
| (1)  | (2)  | (11)         | (12)   | (13)   | (14)       | (15)       | (16)          | (17)        | (18)      |
| 550  | bedstead   | 817          | 755    | 832    | 937        | 627        | 822           | 910         | 818       |
| 551  | almirah, dressing table                              | 651          | 428    | 529    | 489        | 607        | 347           | 620         | 561       |
| 552  | chair, stool, bench, table                           | 780          | 618    | 707    | 726        | 771        | 560           | 754         | 741       |
| 553  | suitcase, trunk, box, handbag and other travel goods | 898          | 796    | 809    | 864        | 761        | 795           | 832         | 827       |
| 554  | foam, rubber cushion (dunlopillo type)               | 126          | 61     | 185    | 87         | 65         | 103           | 77          | 125       |
| 555  | carpet, daree & other floor mattings                 | 338          | 269    | 263    | 338        | 70         | 170           | 118         | 227       |
| 556  | paintings, drawings, engravings etc.                 | 96           | 35     | 93     | 73         | 18         | 51            | 36          | 78        |
| 560  | gramophone & record player                           | 29           | 12     | 8      | 11         | 7          | 11            | 21          | 17        |
| 561  | radio  | 328          | 346    | 341    | 306        | 388        | 280           | 502         | 351       |
| 562  | television   | 692          | 454    | 630    | 664        | 624        | 476           | 531         | 595       |
| 563  | VCR/VCP  | 40           | 15     | 47     | 27         | 42         | 27            | 24          | 37        |
| 565  | tape recorder, CD player                             | 339          | 201    | 343    | 321        | 293        | 158           | 215         | 278       |
| 590  | electric fan   | 809          | 517    | 795    | 807        | 680        | 552           | 603         | 685       |
| 591  | air conditioner, air cooler                          | 89           | 62     | 278    | 271        | 14         | 132           | 6           | 109       |
| 593  | sewing machine                                       | 187          | 61     | 505    | 434        | 76         | 284           | 92          | 203       |
| 594  | washing machine                                      | 118          | 24     | 166    | 81         | 108        | 71            | 29          | 89        |
| 595  | stove  | 762          | 503    | 649    | 648        | 669        | 466           | 607         | 618       |
| 596  | pressure cooker/pressure pan                         | 649          | 306    | 595    | 551        | 374        | 472           | 393         | 496       |
| 597  | refrigerator   | 284          | 94     | 404    | 246        | 184        | 166           | 185         | 229       |
| 610  | bicycle  | 278          | 610    | 536    | 420        | 355        | 483           | 409         | 390       |
| 611  | motor cycle, scooter                                 | 164          | 117    | 265    | 276        | 176        | 153           | 47          | 184       |
| 612  | motor car, jeep                                      | 33           | 4      | 40     | 21         | 18         | 25            | 11          | 27        |
| 630  | clock, watch   | 721          | 413    | 574    | 667        | 535        | 509           | 586         | 604       |

The percentages of *rural* households reporting possession of **VCR/VCP** are seen to be 2% for Punjab, but less than 1% for all other major states, and in fact under 0.1% in 5 major States. In *urban* areas of Kerala, 14% households possessed VCR /VCP and no other major State had more than 6% households possessing VCR/VCP.

In rural areas, the proportion of households possessing television is high in Punjab (60%) and Haryana (49%) but low in Bihar, Orissa and west Bengal. On the other hand, the inter-state variation is not much striking in urban areas. The estimates were relatively low for Bihar, Orissa and Uttar Pradesh.

### 5.5 Equipment for housework: refrigerators, washing machines, pressure cookers, stoves and sewing machines

It is seen from Statement 2 that only 3% of rural households and 23% of urban households in India were found to possess a **refrigerator**. In urban India, the incidence of possession was much higher than the national average in Punjab (40%), Haryana (37%) and Gujarat (32%), and somewhat high in Kerala and Maharashtra (28%), and much below the national average in Bihar and Orissa.

The proportion of *rural* households having **pressure cookers** was under 10% in 9 of the 15 major states, though as high as 41% in Punjab, 33% in Gujarat and 34% in Haryana. In *urban* areas the proportion varied from 30% to 72%.

The use of **washing machines** was found to be 15 times more frequent in *urban* India compared to rural India. The use is high only in Punjab and Haryana (17%) compared to urban India as a whole (9%). The proportion of *urban* possessors did not exceed 9% in 10 out of 15 major states.

About 60-70% of *rural* households possessed **stoves** in Punjab and Gujarat, as against 48% in Haryana and 45% in Maharashtra. In as many as 9 major states the proportion was under 30%. In *urban* areas the proportion was above 45% in all the major states, being the highest in Maharashtra (76%) and Karnataka (75%) and 65-69% in Andhra Pradesh, Haryana, Punjab, Rajasthan and Tamil Nadu.

One of the most striking instances of inter-state variation was in possession of **sewing machines** in *rural* areas. Percentage of possessor households was 7% or less for 10 of the 15 major states, but as high as 41% in Haryana, and 49% in Punjab. In urban areas such variation was less, though considerably higher than the variation in case of (say) TV sets and tape recorders.

### 5.6 Personal transport: motorcycles/ scooters and bicycles

Kerala had the lowest proportion (20%) of *rural* households possessing **bicycles**. The proportion was also low in the two other southern states – Andhra Pradesh and Karnataka - and in Maharashtra (28%). All other states reported proportions between 30% and 52% except Punjab, where nearly 73% of *rural* households had at least one bicycle. Interestingly, the proportion was much lower in *urban* Punjab (only 54%), no doubt due to the widespread use of motorcycles and scooters in preference to bicycles there.

The percentage of households with **motorcycles/scooters** was around 18% in urban India and 5% in rural India. The incidence of possession was the highest in *urban* areas of Gujarat (31%) and Punjab (27%). In *rural* India, Punjab (20%) was well ahead of all other major states in this respect.

West Bengal (5%) had the lowest percentage of **motorcycle/scooter** possessors in *urban* India. In rural India, the 4 eastern states - Assam, West Bengal, Bihar and Orissa - occupied the lowest positions in this respect among all major states.

### 5.7 “Comfort” goods: air coolers/ conditioners and electric fans

The percentage of rural households with electric fan was the highest in Punjab (84%) and Haryana (75%). In urban India, 80-85% households possessed electric fan in Gujarat, Haryana, Punjab and Rajasthan. In all the major states, the rural possession rate was much lower than the urban.

In rural areas, the lowest percentage of households with **electric fans** was reported by Bihar (4%) while in urban areas the percentage was the lowest for Assam (41%). In *rural* areas, the percentage is low in four states, viz., Karnataka, Orissa, Uttar Pradesh and West Bengal (12-21%).

**Air coolers/conditioners** were present in 11% of *urban* households in the country as a whole. They were most common in Haryana (38%) and Punjab (28%). Rajasthan (27%), Madhya Pradesh (20%) and Uttar Pradesh (13%) were the only other states where the proportion of possessor households exceeded 10%. In rural India there was no major state where the percentage of households reporting possession of this commodity is more than 3% except Punjab and Haryana.

### 5.8 Other durables

Rural areas of two major states - Karnataka and Tamil Nadu - had less than 70% households possessing **bedsteads**. In Orissa and West Bengal, the percentage was between 70% and 80%, and for the rest of the States, the percentage was above 80%. As for urban areas, Tamil Nadu had the lowest percentage of households with bedsteads (63%), followed by Karnataka (69%), Assam (71%) and Orissa (76%) and all other States reporting more than 80%.

Both rural and urban areas of Kerala had around 80% households possessing **clocks/watches**. The percentage is also high in Haryana (rural – 66%), Gujarat (urban – 77%) and Maharashtra (urban – 72%). As for most of the items, the percentage is low in both rural and urban areas of Assam, Bihar and Orissa.

### Variation with overall level of living

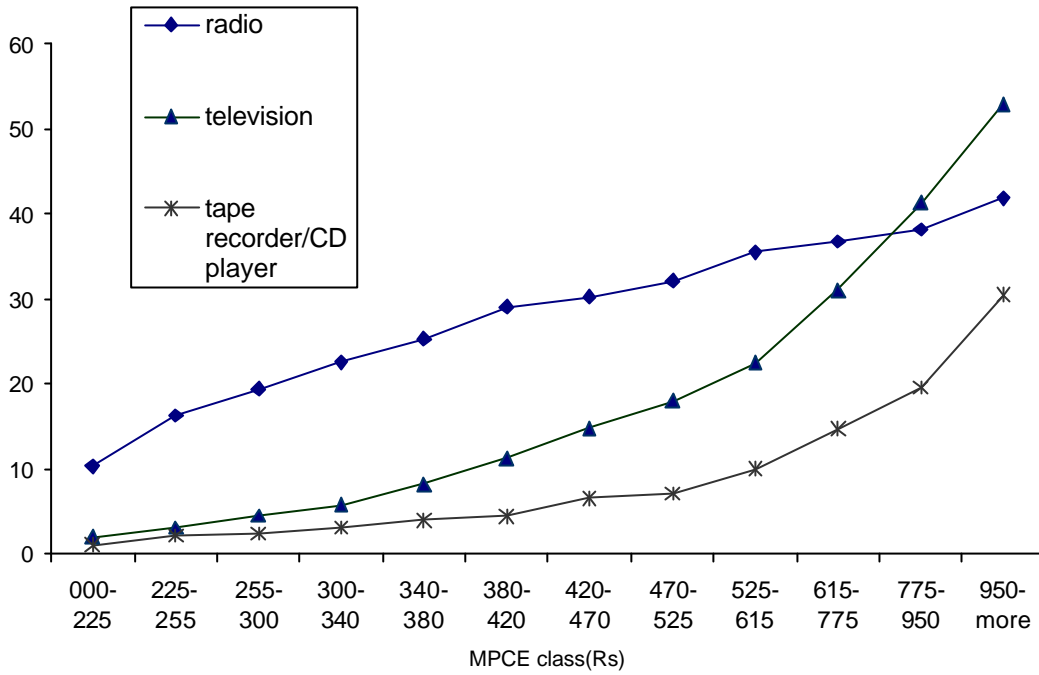
**5.9** Here the object of interest is the variation among the different MPCE classes in respect of the percentage of households possessing each item of durable goods. Although Tables 5R and 5U of the appendix give details of such variation for each State and UT, the discussion here will be confined to variation at the national level, considering rural and urban areas separately.

In Figures 5 to 7, the all-India percentages of households (as appearing in Tables 5R and 5U of the appendix under “all-India”) in different MPCE classes reporting possession are shown graphically for 11 of the 23 durable goods considered in this report, with the MPCE classes represented on the horizontal axis.

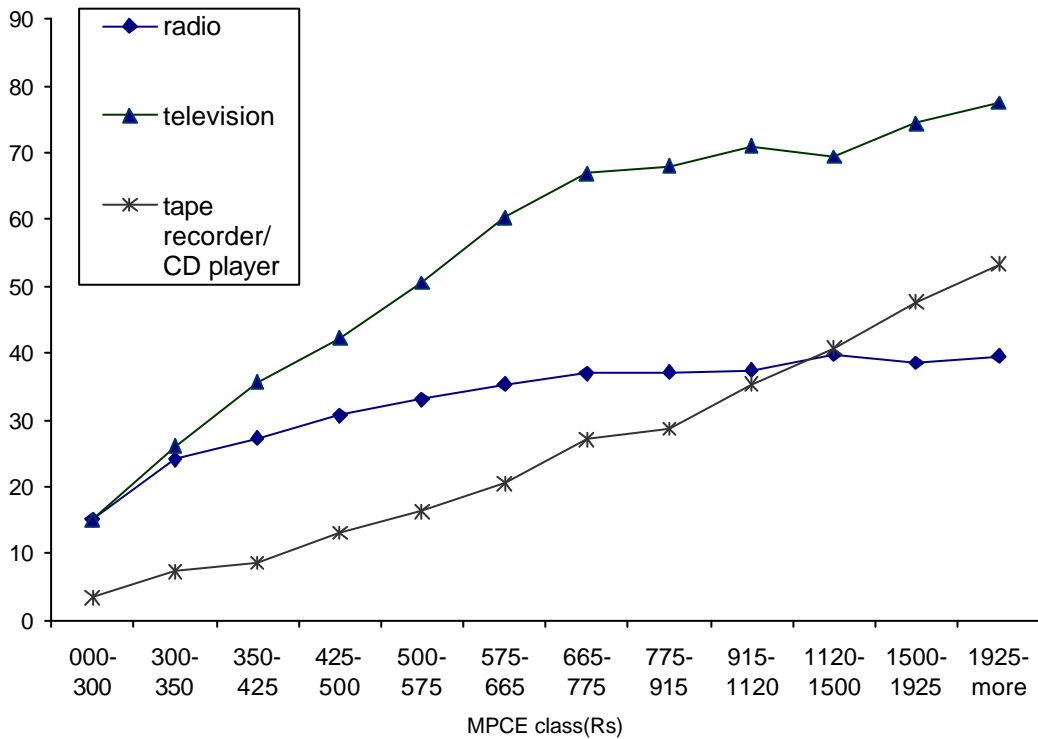
### Goods for recreation and comfort

**5.10 Radios:** There is a marked contrast between rural and urban areas in the way the incidence of possession varies over the MPCE classes.

**Figure 5R : Leisure-time needs - percentages of possessor households**

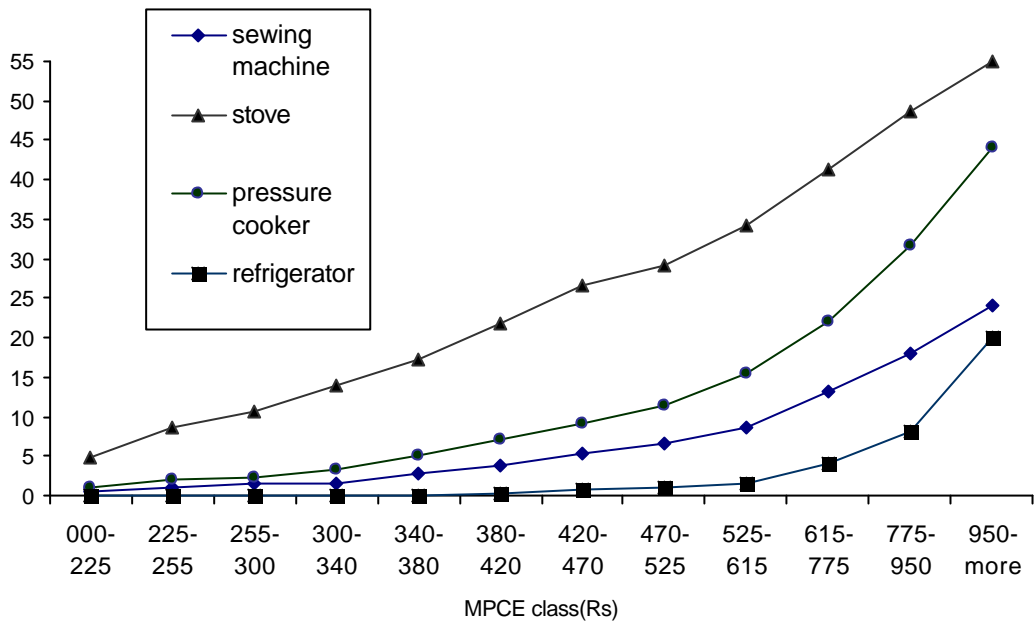


**Figure 5U: Leisure-time needs - percentages of possessor households**

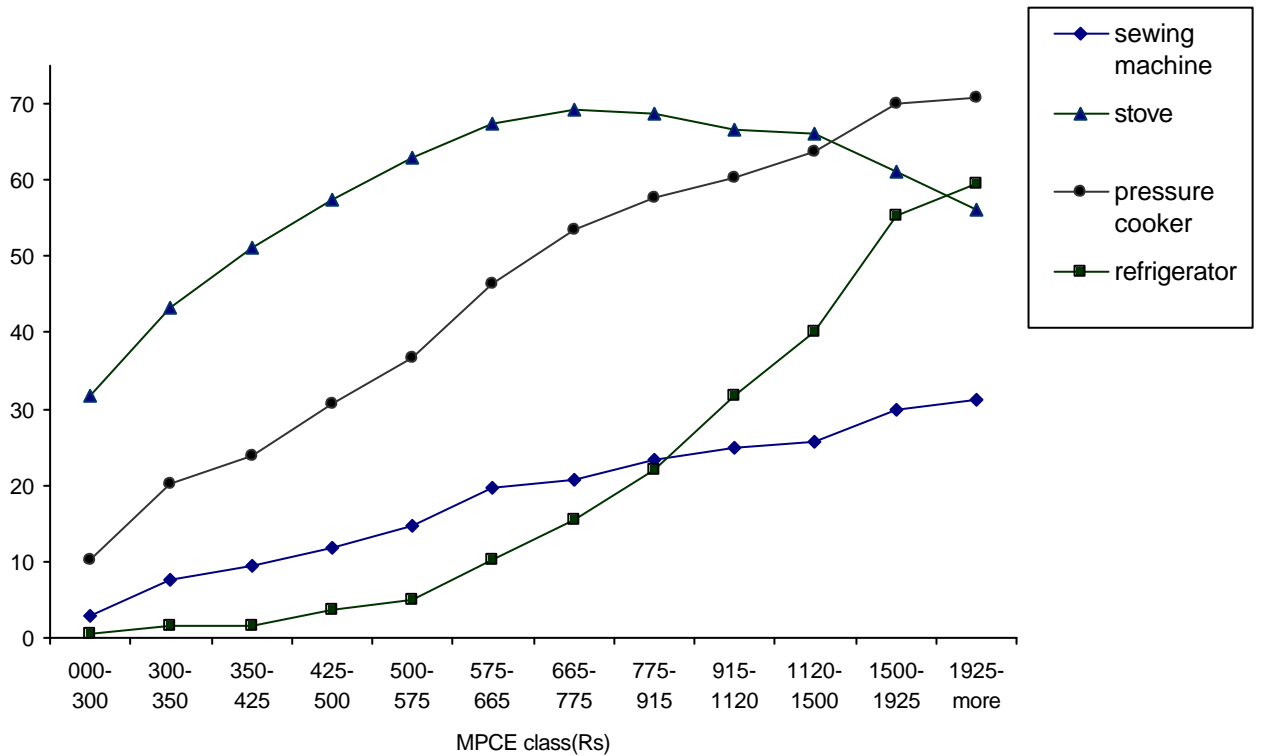




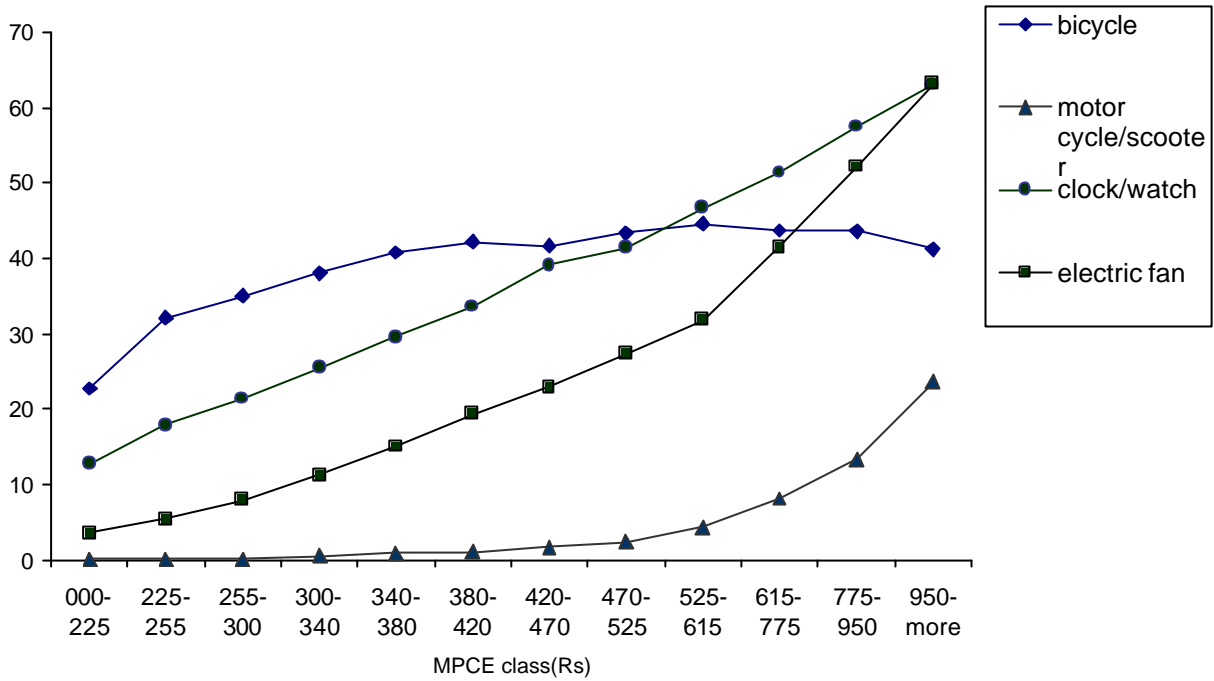
**Figure 6R: Labour-saving household equipment - percentages of possessor households**



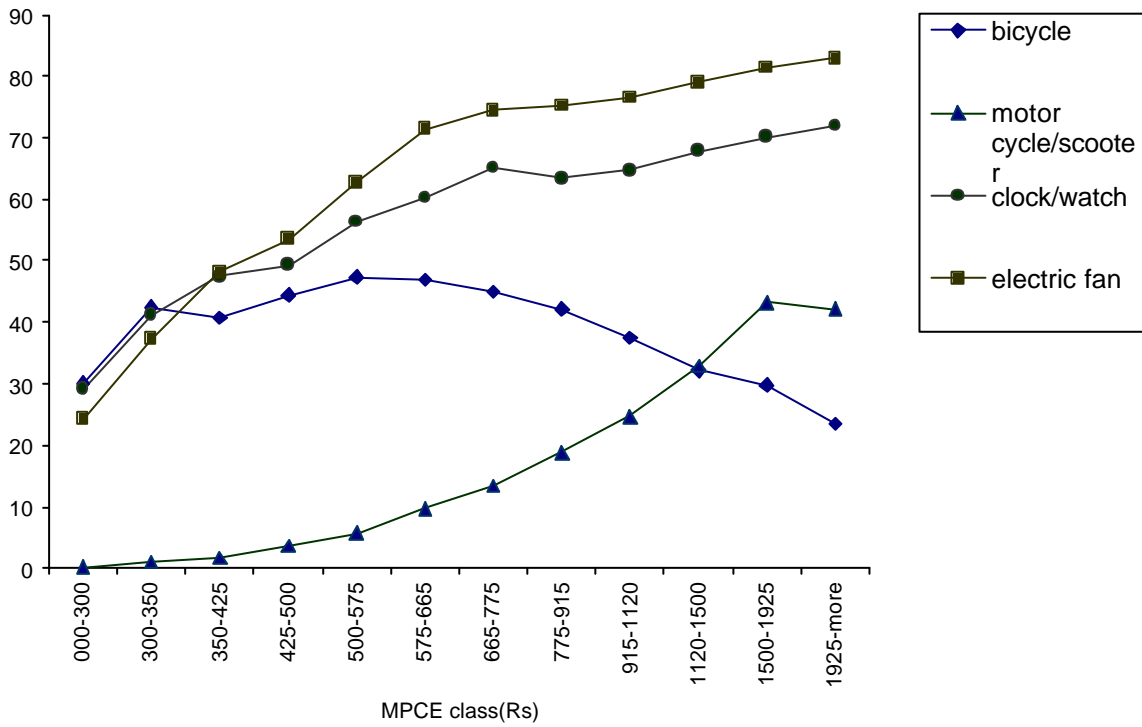
**Figure 6U: Labour-saving household equipment - percentages of possessor households**



**Figure 7R: Clocks/watches, electric fan, bicycles and two wheelers - percentages of possessor households**



**Figure 7U: Clocks/watches, electric fan, bicycles and two wheelers - percentages of possessor households**



For urban areas (Figure 5U) the curve is seen to flatten out considerably. The percentage of possession in the lowest MPCE class is 15.1% and in the highest, 39%. In rural areas (Figure 5R), on the other hand, the proportion of possessor households in the lowest MPCE class is 10.3% and in the highest, 41.9%.

**5.11 TV and tape recorder /CD Player :** These are much later arrivals on the Indian market compared, for instance, to the radio set. Incidence of possession in rural areas exceeds 5% only from the 4<sup>th</sup> MPCE class onwards in case of TV, and only from the 7<sup>th</sup> MPCE class onwards for tape recorders. Both commodities are clearly luxury items with the incidence of possession rising sharply as one reaches the top two MPCE classes. In urban India TV sets are possessed by nearly 15% of households in even the lowest MPCE class and by nearly 50% households in the 5<sup>th</sup> MPCE class, but the incidence-of-possession curve tends to flatten out a little for the upper MPCE classes.

**5.12 Electric fans:** The lowest MPCE class in rural India (Figure 7R) has about 3.5% households possessing electric fans and the highest MPCE class, 63%. The incidence of possession goes up by roughly equal increments as one moves up from each MPCE class to the next. The percentage of urban households with fans (Figure 7U) goes up from 24% for the lowest MPCE class to 83% for the highest, but the slope of the incidence-of-possession curve decreases progressively as one moves from lower to upper MPCE classes.

### **Equipment for household work**

**5.13 Stoves:** For rural areas (Figure 6R) the incidence of possession curve for stoves resembles the curve for electric fans. In the lowest MPCE class of rural population, 5% possessed stoves and in the highest MPCE class, 55%. For urban areas (Figure 6U) the variation in the percentage of possessing households is of a totally different kind. Starting at a level of 32% for the lowest MPCE class, the percentage rises with each successive MPCE class up to the 7<sup>th</sup>, at which point a peak (69%) is reached, after which the percentage then declines gradually. The data thus enable one to identify, fairly accurately, the average level of living at which the stove, in urban India, begins to get substituted by "superior" equipment such as the LPG cylinder.

**5.14 Pressure cookers:** The percentage of rural possessor households (Figure 6R) is under 12% till the 8<sup>th</sup> MPCE class is reached. The incidence of possession then rises more steeply, ending at 44% for the top MPCE class, and closely parallels the possession pattern for TV sets. For urban areas (Figure 6U), the percentage of households with cookers is 10% for the lowest MPCE class and 71% for the top MPCE class, and the similarity with the curve for TV sets is again very strong.

**5.15 Refrigerators:** This commodity (Figures 6R & 6U) shows unmistakable luxury characteristics not only for rural India but also for urban India. Percentage of possessor households is, of course, much higher in urban areas, reaching 59% for the highest MPCE class. In rural areas the percentage is under 8% for all but the top two MPCE classes, where it is 8% and 20%, respectively.

**5.16 Sewing machines:** In rural areas (Figure 6R) the percentage of possessor households is under 5% for MPCE classes 1-6 and then rises more steeply, reaching 24% for the highest MPCE class. For urban areas (Figure 6U) the curve is roughly linear and the "propensity" to possess a machine increases only gradually with level of living, **the percentage of possessing households rising by roughly 2.5 percentage points with each successive MPCE class.**

## Other durables

**5.17 Motorcycles/scooters:** The percentage of households with motorcycles or scooters rises smoothly in both rural and urban India. In urban areas the percentage varies from 5% for the 4th MPCE class to 42-43% in the highest MPCE class. In rural areas (Figure 7R) the percentage remains under 5% up to the 9<sup>th</sup> MPCE class and then rises sharply to 24% for the highest MPCE class.

**5.18 Bicycles:** The bicycle, on the other hand, is clearly an “inferior” commodity in urban areas with the possession rate reaching a peak of 47% for the 5<sup>th</sup> MPCE class and declining steadily thereafter. In rural areas, by contrast, the percentage of households with bicycles rises from 22% for the lowest MPCE class and after 5<sup>th</sup> MPCE class the curve flattens.

**5.19 Clocks and watches:** For clocks and watches, the possession rate in rural areas rises steadily from 13% for the lowest MPCE class to 63% for the highest. In urban areas, the percentage of households with clocks and watches rises from 29% for the lowest MPCE class to 72% for the highest.

## 5.20 Average number possessed by households reporting possession

Statement 3 shows, for each of 23 different durable goods, average number possessed by 1000 households in rural and urban areas of the 15 major states and all-India. The following features deserve mention.

**Furniture:** Statement 3 reveals that bedstead is the only item out of the 23 items under consideration for which the average *number* of bedsteads possessed by a rural household (2.5) is more than that in urban areas (2.1). The average number is more or less the same in the two sectors for bicycle (0.4). For all other items, the average number was less in rural compared to urban.

**Television:** In **rural India**, the average number of television sets possessed by the households was 0.2 and that in urban area was 0.6. The average number is the highest in Punjab, followed by Haryana. It is the lowest in Bihar (0.06) and Orissa (0.1). In **urban India** the average number of television sets possessed by a household is relatively high in Haryana (0.7), Maharashtra (0.7), Rajasthan (0.7). It is the lowest, about 0.5, in Bihar, Orissa, Uttar Pradesh and West Bengal.

**VCR/VCP:** The average number of VCR/VCP possessed by households was 0.005 in rural and 0.04 in urban areas. In the rural areas the average number is more than 0.01 in only two States, viz., Kerala and Punjab. In urban areas it is more than 0.06 in only one State, viz., Kerala (0.1).

**Radio:** The inter-state variation in the average number of radio sets possessed by the households is much less compared to other items of durable goods in rural areas of the country. However, it is relatively high in rural areas of Karnataka (0.4), Kerala (0.5) and West Bengal (0.4) and in urban areas of Bihar (0.6) and West Bengal (0.6).

**Tape recorder/CD Player:** The average number of tape recorders/CD players in urban India is three times that in rural areas. It is high only in Kerala (0.3) and Punjab (0.3) among the major States in rural areas while it is low in Bihar, Madhya Pradesh, Orissa, Uttar Pradesh

and West Bengal. In urban areas it is relatively high in Gujarat (0.4), Kerala (0.4) and Punjab (0.4) and low in Orissa (0.2), Uttar Pradesh (0.2), West Bengal (0.2).

**Washing machine:** The average number of washing machines possessed by urban households was fifteen times that of rural households at all India level. Like other items the average number is relatively high in both sectors of Punjab, Haryana and Kerala.

**Bicycle:** A household possessed 0.5 bicycle, on an average, in both rural and urban areas. In the rural areas of the major States the average number is relatively high in Punjab (0.9) and Uttar Pradesh (0.7) and relatively low in Karnataka (0.2) and Kerala (0.2). In the urban areas of major States the average number was relatively high in Madhya Pradesh (0.7), Orissa (0.8) and Punjab (0.7) and low, about 0.3 in Karnataka, Kerala and Maharashtra.

**Other items of durables:** Households in urban areas reported an average of 1.4 fans possessed compared to 0.4 in rural areas. Average number of **stoves** possessed was 0.7 in urban areas and 0.3 in rural areas. In urban areas the percentage of households possessing **pressure cooker** was 0.7 on an average and in rural areas the average was 0.2. Note that in the highest MPCE class of 'Rs.1925 and above', in the urban sector 72% of the households reported possession of any clock or watch and in the rural sector the percentage was 63%.

**Statement 3R: Durable goods: average number possessed per 1000 households in different States**

**Rural**

| code | Item   | Andhra Pradesh | Assam | Bihar | Gujarat | Haryana | Karnataka | Kerala | Madhya Pradesh |
|------|--|----------------|-------|-------|---------|---------|-----------|--------|----------------|
| (1)  | (2)  | (3)            | (4)   | (5)   | (6)     | (7)     | (8)       | (9)    | (10)           |
| 550  | bedstead   | 1431           | 2611  | 2634  | 2604    | 5887    | 676       | 2159   | 2657           |
| 551  | almirah, dressing table                              | 319            | 895   | 417   | 670     | 477     | 391       | 917    | 237            |
| 552  | chair, stool, bench, table                           | 1418           | 3488  | 1494  | 1674    | 2223    | 1809      | 5452   | 1020           |
| 553  | suitcase, trunk, box, handbag and other travel goods | 1335           |       | 2152  | 2056    | 2915    | 2017      | 1057   | 1534           |
| 554  | foam, rubber cushion (dunlopillo type)               | 24             | 2247  | 69    | 19      | 175     | 42        | 251    | 20             |
| 555  | carpet, daree & other floor mattings                 | 24             | 127   | 734   | 267     | 1462    | 605       | 69     | 657            |
| 556  | paintings, drawings, engravings etc.                 | 30             | 52    | 27    | 355     | 119     | 12        | 18     | 19             |
| 560  | gramophone & record player                           | 7              | 6     | 4     | 2       | 7       | 6         | 17     | 11             |
| 561  | radio  | 184            | 427   | 377   | 215     | 340     | 435       | 500    | 222            |
| 562  | television   | 182            | 130   | 60    | 230     | 515     | 213       | 343    | 168            |
| 563  | VCR/VCP  | 1              | 0     | 2     | 5       | 3       | 6         | 66     | 1              |
| 565  | tape recorder, CD player                             | 50             | 74    | 39    | 161     | 215     | 147       | 337    | 57             |
| 590  | electric fan   | 445            | 210   | 71    | 911     | 1501    | 317       | 1249   | 388            |
| 591  | air conditioner, air cooler                          | 3              | 2     | 2     | 7       | 233     | 1         | 3      | 18             |
| 593  | sewing machine                                       | 22             | 40    | 24    | 33      | 441     | 36        | 117    | 45             |
| 594  | washing machine                                      | 1              | 2     | 1     | 6       | 25      | 5         | 35     | 1              |
| 595  | stove  | 197            | 103   | 174   | 676     | 518     | 415       | 413    | 180            |
| 596  | pressure cooker/pressure pan                         | 36             | 63    | 95    | 395     | 373     | 91        | 241    | 98             |
| 597  | refrigerator   | 7              | 5     | 3     | 60      | 145     | 16        | 138    | 8              |
| 610  | bicycle  | 293            | 564   | 464   | 334     | 591     | 211       | 210    | 509            |
| 611  | motor cycle, scooter                                 | 33             | 11    | 12    | 97      | 114     | 51        | 68     | 40             |
| 612  | motor car, jeep                                      | 1              | 4     | 1     | 8       | 8       | 6         | 21     | 2              |
| 630  | clock, watch   | 556            | 589   | 407   | 1133    | 1533    | 1078      | 2265   | 473            |

| code | item   | Maharashtra | Orissa | Punjab | Rajasthan | Tamil Nadu | Uttar Pradesh | West Bengal | all-India |
|------|--|-------------|--------|--------|-----------|------------|---------------|-------------|-----------|
| (1)  | (2)  | (11)        | (12)   | (13)   | (14)      | (15)       | (16)          | (17)        | (18)      |
| 550  | bedstead   | 1367        | 1495   | 5264   | 4826      | 693        | 4168          | 1423        | 2474      |
| 551  | almirah, dressing table                              | 375         | 232    | 945    | 258       | 373        | 193           | 319         | 388       |
| 552  | chair, stool, bench, table                           | 1046        | 852    | 3020   | 1161      | 1463       | 1021          | 1389        | 1567      |
| 553  | suitcase, trunk, box, handbag and other travel goods | 1477        | 1750   | 3042   | 2251      | 1368       | 2333          | 1748        | 1896      |
| 554  | foam, rubber cushion (dunlopillo type)               | 25          | 26     | 244    | 33        | 25         | 38            | 9           | 55        |
| 555  | carpet, daree & other floor mattings                 | 308         | 433    | 613    | 665       | 121        | 230           | 292         | 382       |
| 556  | paintings, drawings, engravings etc.                 | 37          | 26     | 182    | 17        | 8          | 28            | 24          | 49        |
| 560  | gramophone & record player                           | 8           | 3      | 18     | 4         | 1          | 6             | 6           | 6         |
| 561  | radio  | 203         | 241    | 355    | 261       | 346        | 278           | 429         | 308       |
| 562  | television   | 251         | 98     | 613    | 163       | 235        | 158           | 115         | 192       |
| 563  | VCR/VCP  | 4           | 1      | 22     | 6         | 5          | 4             | 1           | 5         |
| 565  | tape recorder, CD player                             | 118         | 48     | 302    | 104       | 119        | 51            | 43          | 95        |
| 590  | electric fan   | 423         | 245    | 1834   | 605       | 472        | 274           | 216         | 443       |
| 591  | air conditioner, air cooler                          | 17          | 4      | 157    | 35        | 1          | 15            | 0           | 19        |
| 593  | sewing machine                                       | 64          | 15     | 514    | 157       | 22         | 105           | 7           | 78        |
| 594  | washing machine                                      | 4           | 1      | 40     | 4         | 8          | 5             | 1           | 6         |
| 595  | stove  | 494         | 125    | 699    | 287       | 369        | 211           | 237         | 297       |
| 596  | pressure cooker/pressure pan                         | 240         | 69     | 488    | 104       | 109        | 187           | 67          | 162       |
| 597  | refrigerator   | 24          | 5      | 235    | 20        | 20         | 11            | 4           | 28        |
| 610  | bicycle  | 302         | 565    | 882    | 360       | 341        | 714           | 568         | 456       |
| 611  | motor cycle, scooter                                 | 58          | 28     | 214    | 55        | 69         | 44            | 8           | 48        |
| 612  | motor car, jeep                                      | 4           | 1      | 24     | 4         | 2          | 6             | 0           | 4         |
| 630  | clock, watch   | 781         | 325    | 1309   | 1026      | 767        | 623           | 547         | 753       |

**Statement 3U: Durable goods: average number of possessed per 1000 households in different States**

**Urban**

| code | Item   | Andhra Pradesh | Assam | Bihar | Gujarat | Haryana | Karna-taka | Kerala | Madhya Pradesh |
|------|--|----------------|-------|-------|---------|---------|------------|--------|----------------|
| (1)  | (2)  | (3)            | (4)   | (5)   | (6)     | (7)     | (8)        | (9)    | (10)           |
| 550  | bedstead   | 1663           | 2133  | 2911  | 2208    | 4067    | 1134       | 2372   | 2436           |
| 551  | almirah, dressing table                              | 841            | 1115  | 966   | 1118    | 936     | 965        | 1242   | 789            |
| 552  | chair, stool, bench, table                           | 2997           | 3619  | 2877  | 2896    | 3102    | 3387       | 6367   | 2682           |
| 553  | suitcase, trunk, box, handbag and other travel goods | 2136           | 2352  | 2963  | 2871    | 3194    | 2948       | 1508   | 2459           |
| 554  | foam, rubber cushion (dunlopillo type)               | 341            | 690   | 357   | 92      | 2188    | 431        | 556    | 274            |
| 555  | carpet, daree & other floor mattings                 | 111            | 191   | 1064  | 381     | 1619    | 772        | 157    | 992            |
| 556  | paintings, drawings, engravings etc.                 | 222            | 337   | 321   | 420     | 529     | 143        | 48     | 264            |
| 560  | gramophone & record player                           | 8              | 15    | 68    | 3       | 2       | 13         | 17     | 35             |
| 561  | radio  | 282            | 464   | 569   | 236     | 298     | 387        | 438    | 321            |
| 562  | television   | 575            | 397   | 452   | 691     | 703     | 645        | 569    | 621            |
| 563  | VCR/VCP  | 19             | 47    | 21    | 35      | 22      | 59         | 139    | 20             |
| 565  | tape recorder, CD player                             | 230            | 248   | 251   | 439     | 314     | 352        | 421    | 240            |
| 590  | electric fan   | 1341           | 1133  | 1109  | 1709    | 1770    | 1221       | 2032   | 1327           |
| 591  | air conditioner, air cooler                          | 81             | 2     | 74    | 56      | 563     | 13         | 12     | 260            |
| 593  | sewing machine                                       | 98             | 153   | 179   | 154     | 542     | 137        | 200    | 228            |
| 594  | washing machine                                      | 42             | 25    | 34    | 83      | 174     | 78         | 108    | 63             |
| 595  | stove  | 741            | 445   | 504   | 883     | 736     | 937        | 695    | 611            |
| 596  | pressure cooker/pressure pan                         | 437            | 513   | 647   | 1042    | 806     | 643        | 526    | 659            |
| 597  | refrigerator   | 183            | 136   | 129   | 326     | 382     | 203        | 286    | 164            |
| 610  | bicycle  | 386            | 394   | 556   | 546     | 597     | 261        | 273    | 710            |
| 611  | motor cycle, scooter                                 | 206            | 111   | 148   | 371     | 252     | 263        | 149    | 276            |
| 612  | motor car, jeep                                      | 784            | 20    | 27    | 33      | 34      | 34         | 42     | 20             |
| 630  | clock, watch   | 1378           | 1163  | 1016  | 2064    | 1750    | 2048       | 2604   | 1279           |

| code | item   | Maha-rashtra | Orissa | Punjab | Rajas-than | Tamil Nadu | Uttar Pradesh | West Bengal | all-India |
|------|--|--------------|--------|--------|------------|------------|---------------|-------------|-----------|
| (1)  | (2)  | (11)         | (12)   | (13)   | (14)       | (15)       | (16)          | (17)        | (18)      |
| 550  | bedstead   | 1436         | 1759   | 4747   | 3206       | 927        | 3088          | 1640        | 2117      |
| 551  | almirah, dressing table                              | 1042         | 639    | 1148   | 760        | 874        | 577           | 1166        | 935       |
| 552  | chair, stool, bench, table                           | 2849         | 1895   | 3320   | 2806       | 2505       | 2387          | 2640        | 2923      |
| 553  | suitcase, trunk, box, handbag and other travel goods | 2838         | 2377   | 2957   | 2758       | 2117       | 2838          | 2992        | 2629      |
| 554  | foam, rubber cushion (dunlopillo type)               | 349          | 191    | 551    | 226        | 114        | 297           | 163         | 371       |
| 555  | carpet, daree & other floor mattings                 | 641          | 524    | 777    | 802        | 143        | 381           | 230         | 523       |
| 556  | paintings, drawings, engravings etc.                 | 208          | 93     | 220    | 225        | 38         | 117           | 97          | 204       |
| 560  | gramophone & record player                           | 32           | 13     | 9      | 12         | 7          | 12            | 21          | 20        |
| 561  | radio  | 331          | 350    | 348    | 311        | 388        | 362           | 601         | 373       |
| 562  | television   | 700          | 463    | 662    | 688        | 626        | 488           | 543         | 607       |
| 563  | VCR/VCP  | 41           | 28     | 50     | 27         | 42         | 27            | 24          | 39        |
| 565  | tape recorder, CD player                             | 377          | 201    | 363    | 325        | 298        | 166           | 217         | 291       |
| 590  | electric fan   | 1399         | 1074   | 1852   | 1802       | 1266       | 1168          | 1322        | 1393      |
| 591  | air conditioner, air cooler                          | 107          | 71     | 368    | 354        | 15         | 172           | 7           | 152       |
| 593  | sewing machine                                       | 192          | 61     | 518    | 462        | 77         | 296           | 104         | 212       |
| 594  | washing machine                                      | 122          | 37     | 168    | 82         | 108        | 74            | 29          | 92        |
| 595  | stove  | 998          | 548    | 689    | 756        | 769        | 496           | 664         | 720       |
| 596  | pressure cooker/pressure pan                         | 873          | 369    | 741    | 721        | 488        | 660           | 511         | 684       |
| 597  | refrigerator   | 289          | 97     | 447    | 253        | 186        | 177           | 188         | 237       |
| 610  | bicycle  | 336          | 776    | 667    | 497        | 403        | 578           | 486         | 457       |
| 611  | motor cycle, scooter                                 | 197          | 121    | 303    | 323        | 193        | 200           | 50          | 212       |
| 612  | motor car, jeep                                      | 37           | 4      | 43     | 32         | 20         | 26            | 14          | 106       |
| 630  | clock, watch   | 2000         | 936    | 1560   | 1791       | 1444       | 1241          | 1659        | 1624      |

# Appendix



**Table 1R : Monthly per capita quantity and value of consumption for food items by MPCE class for all-India**

| all-India                      |  |                   |               | Rural                                      |                      |
|--------------------------------|--|-------------------|---------------|--|----------------------|
| item code                      | item                                     | quantity<br>(kg*) | value<br>(Rs) | no. of households<br>reporting consumption |                      |
|                                |  |                   |               | per 1000<br>households                     | sample<br>households |
| (1)                            | (2)                                      | (3)               | (4)           | (5)  | (6)                  |
| <b>MPCE class : Rs 000-225</b> |  |                   |               |  |                      |
| 101                            | rice – P.D.S.                            | 0.87              | 3.31          | 413  | 1040                 |
| 102                            | rice – other sources                     | 4.94              | 44.37         | 815  | 2115                 |
| 105                            | muri                                     | 0.03              | 0.51          | 96   | 270                  |
| 107                            | wheat/atta – P.D.S.                      | 0.21              | 0.77          | 161  | 385                  |
| 108                            | wheat/atta – other sources               | 2.20              | 14.72         | 401  | 1019                 |
| 115                            | jowar & products                         | 0.46              | 2.62          | 73   | 176                  |
| 116                            | bajra & products                         | 0.15              | 0.88          | 34   | 83                   |
| 117                            | maize & products                         | 0.54              | 2.79          | 102  | 284                  |
| 121                            | ragi & products                          | 0.23              | 1.38          | 119  | 267                  |
| 129                            | cereal: s.t. (101 -122)                  | 9.78              | 72.41         | 966  | 2500                 |
| 140                            | arhar (tur)                              | 0.09              | 2.53          | 325  | 751                  |
| 141                            | gram (split)                             | 0.02              | 0.43          | 114  | 292                  |
| 143                            | moong                                    | 0.03              | 0.66          | 161  | 405                  |
| 144                            | masur                                    | 0.08              | 1.76          | 305  | 816                  |
| 145                            | urd                                      | 0.03              | 0.78          | 159  | 394                  |
| 146                            | peas                                     | 0.04              | 0.52          | 81   | 210                  |
| 150                            | other pulses                             | 0.05              | 0.68          | 141  | 371                  |
| 159                            | pulses & pulse products: s.t. (140 -153) | 0.39              | 8.15          | 875  | 2236                 |
| 160                            | milk: liquid (litre)                     | 0.40              | 3.84          | 248  | 629                  |
| 169                            | milk & milk products: s.t.(160-167)      | -                 | 4.06          | 270  | 681                  |
| 171                            | mustard oil                              | 0.11              | 4.30          | 505  | 1369                 |
| 172                            | groundnut oil                            | 0.05              | 1.81          | 188  | 412                  |
| 174                            | edible oil (others)                      | 0.07              | 1.90          | 261  | 678                  |
| 179                            | edible oil: s.t. (170-174)               | 0.23              | 8.19          | 950  | 2456                 |
| 180                            | eggs (no.)                               | 0.27              | 0.44          | 135  | 349                  |
| 181                            | fish, prawn                              | 0.07              | 1.97          | 305  | 829                  |
| 182                            | goat meat/mutton                         | 0.01              | 0.89          | 79   | 199                  |
| 185                            | chicken                                  | 0.01              | 0.75          | 78   | 207                  |
| 189                            | egg, fish & meat: s.t. (180-186)         | -                 | 4.68          | 487  | 1282                 |
| 190                            | potato                                   | 1.06              | 4.18          | 835  | 2159                 |
| 191                            | onion                                    | 0.29              | 1.72          | 840  | 2118                 |
| 192                            | radish                                   | 0.07              | 0.22          | 171  | 446                  |
| 198                            | pumpkin                                  | 0.12              | 0.42          | 217  | 594                  |
| 200                            | gourd                                    | 0.09              | 0.32          | 159  | 396                  |
| 204                            | jhinga / torai                           | 0.08              | 0.39          | 155  | 402                  |
| 207                            | cauliflower                              | 0.09              | 0.44          | 160  | 403                  |
| 208                            | cabbage                                  | 0.10              | 0.41          | 208  | 502                  |

\* Unless otherwise specified

(Contd.)

NSS Report No. 461: Consumption of Some Important Commodities in India, 1999-2000

**Table 1R : Monthly per capita quantity and value of consumption for food items by MPCE class for all-India**

| all-India                      |                                 |                   |               | Rural                                      |                      |
|--------------------------------|---------------------------------|-------------------|---------------|--|----------------------|
| item code                      | item                            | quantity<br>(kg*) | value<br>(Rs) | no. of households<br>reporting consumption |                      |
|                                |                                 |                   |               | per 1000<br>households                     | sample<br>households |
| (1)                            | (2)                             | (3)               | (4)           | (5)  | (6)                  |
| <b>MPCE class : Rs 000-225</b> |                                 |                   |               |  |                      |
| 210                            | brinjal                         | 0.25              | 1.35          | 617  | 1536                 |
| 211                            | lady's finger                   | 0.06              | 0.37          | 229  | 551                  |
| 212                            | palak/other leafy vegetables    | 0.41              | 1.36          | 575  | 1503                 |
| 214                            | tomato                          | 0.18              | 0.94          | 450  | 1093                 |
| 216                            | chillies (green)                | 0.15              | 0.84          | 667  | 1715                 |
| 222                            | other vegetables                | 0.17              | 0.83          | 341  | 897                  |
| 229                            | vegetables: s.t. (190-222)      | -                 | 14.76         | 964  | 2495                 |
| 230                            | banana (no.)                    | 0.53              | 0.32          | 160  | 388                  |
| 234                            | coconut (no.)                   | 0.05              | 0.27          | 127  | 301                  |
| 249                            | fruits (fresh) : s.t. (230-247) | -                 | 1.22          | 393  | 967                  |
| 260                            | sugar – P.D.S.                  | 0.14              | 1.48          | 437  | 1143                 |
| 261                            | sugar – other sources           | 0.09              | 1.44          | 355  | 907                  |
| 262                            | gur                             | 0.06              | 0.60          | 213  | 540                  |
| 269                            | sugar : s.t. (260-264)          | 0.29              | 3.53          | 752  | 1934                 |
| 279                            | salt                            | 0.26              | 0.77          | 964  | 2493                 |
| 280                            | turmeric (gm)                   | 21.41             | 1.03          | 860  | 2226                 |
| 282                            | dry chillies (gm)               | 34.23             | 1.69          | 798  | 2010                 |
| 283                            | garlic (gm)                     | 20.49             | 0.69          | 644  | 1601                 |
| 284                            | tamarind (gm)                   | 15.63             | 0.38          | 193  | 459                  |
| 285                            | ginger (gm)                     | 6.10              | 0.22          | 262  | 668                  |
| 286                            | curry powder (gm)               | 3.48              | 0.20          | 109  | 261                  |
| 287                            | oilseeds (gm)                   | 4.93              | 0.15          | 220  | 533                  |
| 288                            | other spices (gm)               | 27.68             | 1.85          | 764  | 1933                 |
| 289                            | spices : s.t. (280-288)         | -                 | 6.38          | 958  | 2475                 |
| 290                            | tea : cups (no.)                | 0.97              | 1.03          | 207  | 553                  |
| 291                            | tea : leaf (gm)                 | 11.61             | 1.39          | 417  | 1103                 |
| 300                            | biscuits                        | 0.37              | 0.50          | 238  | 626                  |
| 301                            | salted refreshments             | 0.36              | 0.42          | 160  | 426                  |
| 309                            | beverages etc.: s.t. (290-308)  | -                 | 4.15          | 707  | 1841                 |
| 888                            | total food                      | -                 | 129.00        | 980  | 2520                 |
| <b>MPCE class: 225-255</b>     |                                 |                   |               |  |                      |
| 101                            | rice – P.D.S.                   | 0.74              | 3.28          | 364  | 899                  |
| 102                            | rice – other sources            | 5.65              | 52.79         | 882  | 2171                 |
| 105                            | muri                            | 0.05              | 0.69          | 114  | 285                  |
| 107                            | wheat/atta – P.D.S.             | 0.21              | 0.90          | 163  | 356                  |
| 108                            | wheat/atta – other sources      | 2.98              | 20.39         | 495  | 1191                 |
| 115                            | jowar & products                | 0.59              | 3.55          | 101  | 203                  |

\* Unless otherwise specified

(Contd.)

NSS Report No. 461: Consumption of Some Important Commodities in India, 1999-2000

**Table 1R : Monthly per capita quantity and value of consumption for food items by MPCE class for all-India**

| all-India                     |  |                   |               | Rural                                      |                      |
|-------------------------------|--|-------------------|---------------|--|----------------------|
| item code                     | item                                     | quantity<br>(kg*) | value<br>(Rs) | no. of households<br>reporting consumption |                      |
|                               |  |                   |               | per 1000<br>households                     | sample<br>households |
| (1)                           | (2)                                      | (3)               | (4)           | (5)  | (6)                  |
| <b>MPCE class: Rs 225-255</b> |  |                   |               |  |                      |
| 116                           | bajra & products                         | 0.18              | 1.06          | 32   | 66                   |
| 117                           | maize & products                         | 0.44              | 2.38          | 95   | 244                  |
| 121                           | ragi & products                          | 0.16              | 0.96          | 77   | 191                  |
| 129                           | cereal: s.t. (101 -122)                  | 11.15             | 87.17         | 994  | 2443                 |
| 140                           | arhar (tur)                              | 0.13              | 3.65          | 394  | 875                  |
| 141                           | gram (split)                             | 0.04              | 0.76          | 175  | 412                  |
| 143                           | moong                                    | 0.04              | 0.97          | 206  | 499                  |
| 144                           | masur                                    | 0.10              | 2.13          | 349  | 941                  |
| 145                           | urd                                      | 0.04              | 0.92          | 196  | 458                  |
| 146                           | peas                                     | 0.07              | 0.76          | 105  | 233                  |
| 148                           | khesari                                  | 0.04              | 0.49          | 112  | 257                  |
| 150                           | other pulses                             | 0.04              | 0.58          | 125  | 320                  |
| 152                           | besan                                    | 0.01              | 0.25          | 107  | 235                  |
| 159                           | pulses & pulse products: s.t. (140 -153) | 0.52              | 10.78         | 948  | 2317                 |
| 160                           | milk: liquid (litre)                     | 0.68              | 6.58          | 379  | 892                  |
| 169                           | milk & milk products: s.t.(160-167)      | -                 | 6.94          | 408  | 969                  |
| 171                           | mustard oil                              | 0.15              | 5.59          | 551  | 1434                 |
| 172                           | groundnut oil                            | 0.05              | 2.15          | 188  | 399                  |
| 174                           | edible oil (others)                      | 0.06              | 2.07          | 244  | 584                  |
| 179                           | edible oil: s.t. (170-174)               | 0.27              | 10.11         | 984  | 2416                 |
| 180                           | eggs (no.)                               | 0.36              | 0.63          | 176  | 459                  |
| 181                           | fish, prawn                              | 0.10              | 2.53          | 339  | 915                  |
| 182                           | goat meat/mutton                         | 0.02              | 1.28          | 108  | 247                  |
| 183                           | beef/ buffalo meat                       | 0.02              | 0.51          | 46   | 120                  |
| 185                           | chicken                                  | 0.01              | 0.69          | 80   | 212                  |
| 189                           | egg, fish & meat: s.t. (180-186)         | -                 | 5.90          | 539  | 1390                 |
| 190                           | potato                                   | 1.36              | 5.28          | 885  | 2215                 |
| 191                           | onion                                    | 0.36              | 2.11          | 893  | 2174                 |
| 192                           | radish                                   | 0.11              | 0.30          | 203  | 497                  |
| 198                           | pumpkin                                  | 0.13              | 0.46          | 234  | 630                  |
| 200                           | gourd                                    | 0.11              | 0.40          | 194  | 492                  |
| 204                           | jhinga / torai                           | 0.11              | 0.50          | 189  | 475                  |
| 207                           | cauliflower                              | 0.11              | 0.57          | 204  | 478                  |
| 208                           | cabbage                                  | 0.14              | 0.58          | 261  | 620                  |
| 210                           | brinjal                                  | 0.31              | 1.66          | 663  | 1605                 |
| 211                           | lady's finger                            | 0.09              | 0.54          | 280  | 670                  |
| 212                           | palak/other leafy vegetables             | 0.42              | 1.49          | 598  | 1478                 |

\* Unless otherwise specified

(Contd.)

NSS Report No. 461: Consumption of Some Important Commodities in India, 1999-2000

**Table 1R : Monthly per capita quantity and value of consumption for food items by MPCE class for all-India**

| all-India                      |                                 |                   |               | Rural                                      |                      |
|--------------------------------|---------------------------------|-------------------|---------------|--|----------------------|
| item code                      | item                            | quantity<br>(kg*) | value<br>(Rs) | no. of households<br>reporting consumption |                      |
|                                |                                 |                   |               | per 1000<br>households                     | sample<br>households |
| (1)                            | (2)                             | (3)               | (4)           | (5)  | (6)                  |
| <b>MPCE class: Rs 225-255</b>  |                                 |                   |               |  |                      |
| 214                            | tomato                          | 0.21              | 1.18          | 484  | 1137                 |
| 216                            | chillies (green)                | 0.19              | 1.10          | 749  | 1806                 |
| 222                            | other vegetables                | 0.19              | 0.93          | 346  | 862                  |
| 229                            | vegetables: s.t. (190-222)      | -                 | 18.47         | 992  | 2440                 |
| 230                            | banana (no.)                    | 0.70              | 0.43          | 200  | 506                  |
| 234                            | coconut (no.)                   | 0.08              | 0.41          | 155  | 359                  |
| 249                            | fruits (fresh) : s.t. (230-247) | -                 | 1.60          | 465  | 1130                 |
| 259                            | fruits (dry) : s.t. (250-257)   | 0.03              | 0.38          | 128  | 259                  |
| 260                            | sugar – P.D.S.                  | 0.15              | 1.77          | 510  | 1263                 |
| 261                            | sugar – other sources           | 0.16              | 2.56          | 516  | 1210                 |
| 262                            | gur                             | 0.07              | 0.76          | 251  | 592                  |
| 269                            | sugar : s.t. (260-264)          | 0.37              | 5.11          | 876  | 2129                 |
| 279                            | salt                            | 0.28              | 0.83          | 989  | 2430                 |
| 280                            | turmeric (gm)                   | 25.37             | 1.19          | 918  | 2262                 |
| 281                            | black pepper (gm)               | 1.17              | 0.24          | 136  | 338                  |
| 282                            | dry chillies (gm)               | 43.65             | 2.10          | 841  | 2021                 |
| 283                            | garlic (gm)                     | 25.50             | 0.87          | 736  | 1769                 |
| 284                            | tamarind (gm)                   | 16.25             | 0.44          | 204  | 487                  |
| 285                            | ginger (gm)                     | 7.46              | 0.28          | 306  | 782                  |
| 286                            | curry powder (gm)               | 4.14              | 0.27          | 117  | 290                  |
| 287                            | oilseeds (gm)                   | 5.53              | 0.17          | 237  | 553                  |
| 288                            | other spices (gm)               | 32.63             | 2.21          | 838  | 2033                 |
| 289                            | spices : s.t. (280-288)         | -                 | 7.76          | 988  | 2429                 |
| 290                            | tea : cups (no.)                | 1.59              | 1.70          | 299  | 765                  |
| 291                            | tea : leaf (gm)                 | 17.44             | 2.09          | 531  | 1314                 |
| 300                            | biscuits                        | 0.56              | 0.68          | 307  | 791                  |
| 301                            | salted refreshments             | 0.45              | 0.58          | 218  | 542                  |
| 309                            | beverages etc.: s.t. (290-308)  | -                 | 6.39          | 834  | 2055                 |
| 888                            | total food                      | -                 | 162.00        | 999  | 2450                 |
| <b>MPCE class : Rs 255-300</b> |                                 |                   |               |  |                      |
| 101                            | rice – P.D.S.                   | 0.70              | 3.12          | 347  | 1859                 |
| 102                            | rice – other sources            | 5.83              | 55.54         | 887  | 4569                 |
| 105                            | muri                            | 0.07              | 1.07          | 137  | 719                  |
| 107                            | wheat/atta – P.D.S.             | 0.19              | 0.84          | 166  | 754                  |
| 108                            | wheat/atta – other sources      | 3.35              | 23.35         | 534  | 2634                 |
| 115                            | jowar & products                | 0.58              | 3.70          | 106  | 470                  |
| 116                            | bajra & products                | 0.29              | 1.84          | 43   | 193                  |

\* Unless otherwise specified

(Contd.)

NSS Report No. 461: Consumption of Some Important Commodities in India, 1999-2000

**Table 1R : Monthly per capita quantity and value of consumption for food items by MPCE class for all-India**

| all-India                      |   |                   |               | Rural                                      |                      |
|--------------------------------|---|-------------------|---------------|--|----------------------|
| item code                      | item                                    | quantity<br>(kg*) | value<br>(Rs) | no. of households<br>reporting consumption |                      |
|                                |   |                   |               | per 1000<br>households                     | sample<br>households |
| (1)                            | (2)                                     | (3)               | (4)           | (5)  | (6)                  |
| <b>MPCE class : Rs 255-300</b> |   |                   |               |  |                      |
| 117                            | maize & products                        | 0.38              | 2.14          | 81   | 462                  |
| 121                            | ragi & products                         | 0.14              | 0.78          | 61   | 312                  |
| 129                            | cereal: s.t. (101 -122)                 | 11.64             | 93.48         | 996  | 5136                 |
| 140                            | arhar (tur)                             | 0.17              | 4.31          | 454  | 2144                 |
| 141                            | gram (split)                            | 0.05              | 0.90          | 214  | 1053                 |
| 143                            | moong                                   | 0.05              | 1.13          | 240  | 1201                 |
| 144                            | masur                                   | 0.11              | 2.50          | 357  | 1995                 |
| 145                            | urd                                     | 0.06              | 1.18          | 218  | 1086                 |
| 146                            | peas                                    | 0.06              | 0.80          | 103  | 487                  |
| 148                            | khesari                                 | 0.04              | 0.50          | 97   | 437                  |
| 150                            | other pulses                            | 0.04              | 0.61          | 123  | 637                  |
| 152                            | besan                                   | 0.02              | 0.30          | 116  | 546                  |
| 159                            | pulses & pulse products: s.t. (140-153) | 0.61              | 12.56         | 959  | 4905                 |
| 160                            | milk: liquid (litre)                    | 1.07              | 10.46         | 471  | 2361                 |
| 169                            | milk & milk products: s.t.(160-167)     | -                 | 11.07         | 504  | 2552                 |
| 171                            | mustard oil                             | 0.20              | 6.57          | 552  | 2958                 |
| 172                            | groundnut oil                           | 0.07              | 2.58          | 214  | 982                  |
| 174                            | edible oil (others)                     | 0.07              | 2.17          | 225  | 1157                 |
| 179                            | edible oil: s.t. (170-174)              | 0.34              | 11.72         | 990  | 5090                 |
| 180                            | eggs (no.)                              | 0.54              | 0.90          | 220  | 1146                 |
| 181                            | fish, prawn                             | 0.18              | 3.12          | 349  | 1917                 |
| 182                            | goat meat/mutton                        | 0.03              | 1.96          | 148  | 754                  |
| 183                            | beef/ buffalo meat                      | 0.02              | 0.69          | 69   | 311                  |
| 185                            | chicken                                 | 0.02              | 1.03          | 102  | 544                  |
| 189                            | egg, fish & meat: s.t. (180-186)        | -                 | 7.96          | 585  | 3111                 |
| 190                            | potato                                  | 1.51              | 5.88          | 909  | 4714                 |
| 191                            | onion                                   | 0.41              | 2.48          | 917  | 4684                 |
| 192                            | radish                                  | 0.12              | 0.32          | 190  | 1009                 |
| 198                            | pumpkin                                 | 0.16              | 0.53          | 237  | 1325                 |
| 200                            | gourd                                   | 0.14              | 0.50          | 215  | 1133                 |
| 201                            | bitter gourd                            | 0.03              | 0.21          | 117  | 603                  |
| 203                            | parwal / patal                          | 0.04              | 0.27          | 103  | 517                  |
| 204                            | jhinga / torai                          | 0.13              | 0.60          | 219  | 1131                 |
| 207                            | cauliflower                             | 0.13              | 0.61          | 204  | 1040                 |
| 208                            | cabbage                                 | 0.13              | 0.55          | 263  | 1340                 |
| 210                            | brinjal                                 | 0.32              | 1.77          | 686  | 3502                 |
| 211                            | lady's finger                           | 0.10              | 0.62          | 300  | 1482                 |

\* Unless otherwise specified

(Contd.)

NSS Report No. 461: Consumption of Some Important Commodities in India, 1999-2000

**Table 1R : Monthly per capita quantity and value of consumption for food items by MPCE class for all-India**

| all-India                      |                                 |                   |               | Rural                                      |                      |
|--------------------------------|---------------------------------|-------------------|---------------|--|----------------------|
| item code                      | item                            | quantity<br>(kg*) | value<br>(Rs) | no. of households<br>reporting consumption |                      |
|                                |                                 |                   |               | per 1000<br>households                     | sample<br>households |
| (1)                            | (2)                             | (3)               | (4)           | (5)  | (6)                  |
| <b>MPCE class : Rs 255-300</b> |                                 |                   |               |  |                      |
| 212                            | palak/other leafy vegetables    | 0.42              | 1.50          | 594  | 3099                 |
| 214                            | tomato                          | 0.23              | 1.34          | 526  | 2616                 |
| 216                            | chillies (green)                | 0.28              | 1.25          | 787  | 3985                 |
| 221                            | lemon (no.)                     | 0.16              | 0.11          | 122  | 625                  |
| 222                            | other vegetables                | 0.18              | 0.91          | 327  | 1825                 |
| 229                            | vegetables: s.t. (190-222)      | -                 | 20.52         | 995  | 5130                 |
| 230                            | banana (no.)                    | 0.99              | 0.62          | 263  | 1361                 |
| 234                            | coconut (no.)                   | 0.10              | 0.48          | 156  | 813                  |
| 249                            | fruits (fresh) : s.t. (230-247) | -                 | 2.02          | 499  | 2556                 |
| 251                            | groundnut                       | 0.01              | 0.36          | 102  | 444                  |
| 259                            | fruits (dry) : s.t. (250-257)   | 0.02              | 0.49          | 136  | 587                  |
| 260                            | sugar – P.D.S.                  | 0.16              | 2.01          | 555  | 2856                 |
| 261                            | sugar – other sources           | 0.19              | 3.15          | 559  | 2807                 |
| 262                            | gur                             | 0.09              | 1.00          | 269  | 1363                 |
| 269                            | sugar : s.t. (260-264)          | 0.45              | 6.17          | 904  | 4647                 |
| 279                            | salt                            | 0.29              | 0.87          | 991  | 5109                 |
| 280                            | turmeric (gm)                   | 27.91             | 1.29          | 933  | 4808                 |
| 281                            | black pepper (gm)               | 1.57              | 0.33          | 170  | 770                  |
| 282                            | dry chillies (gm)               | 45.39             | 2.19          | 856  | 4316                 |
| 283                            | garlic (gm)                     | 29.26             | 0.97          | 773  | 3893                 |
| 284                            | tamarind (gm)                   | 18.39             | 0.53          | 225  | 1098                 |
| 285                            | ginger (gm)                     | 9.99              | 0.38          | 371  | 1893                 |
| 286                            | curry powder (gm)               | 4.81              | 0.32          | 132  | 672                  |
| 287                            | oilseeds (gm)                   | 5.41              | 0.17          | 231  | 1213                 |
| 288                            | other spices (gm)               | 36.90             | 2.46          | 877  | 4413                 |
| 289                            | spices : s.t. (280-288)         | -                 | 8.64          | 994  | 5116                 |
| 290                            | tea : cups (no.)                | 1.91              | 2.03          | 337  | 1704                 |
| 291                            | tea : leaf (gm)                 | 20.52             | 2.58          | 570  | 3083                 |
| 300                            | biscuits                        | 0.65              | 0.84          | 327  | 1708                 |
| 301                            | salted refreshments             | 0.52              | 0.68          | 230  | 1165                 |
| 303                            | cooked meals (no.)              | 0.18              | 1.00          | 21   | 90                   |
| 308                            | other processed food            | -                 | 0.51          | 91   | 528                  |
| 309                            | beverages etc.: s.t. (290-308)  | -                 | 8.35          | 856  | 4456                 |
| 888                            | total food                      | -                 | 184.00        | 998  | 5145                 |
| <b>MPCE class : Rs 300-340</b> |                                 |                   |               |  |                      |
| 101                            | rice - P.D.S.                   | 0.78              | 3.66          | 355  | 2032                 |
| 102                            | rice - other sources            | 6.07              | 58.39         | 902  | 5019                 |

\* Unless otherwise specified

(Contd.)

NSS Report No. 461: Consumption of Some Important Commodities in India, 1999-2000

**Table 1R : Monthly per capita quantity and value of consumption for food items by MPCE class for all-India**

| all-India                      |   |                   |               | Rural                                      |                      |
|--------------------------------|---|-------------------|---------------|--|----------------------|
| item code                      | item                                    | quantity<br>(kg*) | value<br>(Rs) | no. of households<br>reporting consumption |                      |
|                                |   |                   |               | per 1000<br>households                     | sample<br>households |
| (1)                            | (2)                                     | (3)               | (4)           | (5)  | (6)                  |
| <b>MPCE class : Rs 300-340</b> |   |                   |               |  |                      |
| 103                            | chira                                   | 0.06              | 0.66          | 88   | 529                  |
| 105                            | muri                                    | 0.07              | 1.15          | 139  | 823                  |
| 107                            | wheat/atta - P.D.S.                     | 0.18              | 0.78          | 155  | 762                  |
| 108                            | wheat/atta - other sources              | 3.72              | 25.73         | 543  | 2960                 |
| 115                            | jowar & products                        | 0.53              | 3.55          | 95   | 463                  |
| 116                            | bajra & products                        | 0.21              | 1.34          | 42   | 195                  |
| 117                            | maize & products                        | 0.40              | 2.34          | 80   | 459                  |
| 121                            | ragi & products                         | 0.16              | 0.92          | 63   | 312                  |
| 129                            | cereal: s.t. (101-122)                  | 12.27             | 99.28         | 996  | 5570                 |
| 140                            | arhar (tur)                             | 0.18              | 5.16          | 482  | 2428                 |
| 141                            | gram (split)                            | 0.06              | 0.98          | 232  | 1229                 |
| 143                            | moong                                   | 0.07              | 1.65          | 289  | 1537                 |
| 144                            | masur                                   | 0.12              | 2.86          | 377  | 2289                 |
| 145                            | urd                                     | 0.06              | 1.35          | 234  | 1261                 |
| 146                            | peas                                    | 0.06              | 0.76          | 107  | 554                  |
| 150                            | other pulses                            | 0.03              | 0.52          | 105  | 602                  |
| 152                            | besan                                   | 0.02              | 0.39          | 143  | 740                  |
| 159                            | pulses & pulse products: s.t. (140-153) | 0.65              | 14.52         | 974  | 5408                 |
| 160                            | milk: liquid (litre)                    | 1.61              | 15.41         | 548  | 2950                 |
| 169                            | milk & milk products: s.t.(160-167)     | -                 | 16.30         | 580  | 3146                 |
| 170                            | vanaspati, margarine                    | 0.04              | 0.62          | 95   | 558                  |
| 171                            | mustard oil                             | 0.18              | 7.13          | 550  | 3295                 |
| 172                            | groundnut oil                           | 0.08              | 3.22          | 233  | 1132                 |
| 174                            | edible oil (others)                     | 0.07              | 2.39          | 211  | 1121                 |
| 179                            | edible oil: s.t. (170-174)              | 0.38              | 13.49         | 991  | 5530                 |
| 180                            | eggs (no.)                              | 0.61              | 1.01          | 231  | 1360                 |
| 181                            | fish, prawn                             | 0.13              | 3.79          | 351  | 2188                 |
| 182                            | goat meat/mutton                        | 0.03              | 2.46          | 166  | 880                  |
| 183                            | beef/ buffalo meat                      | 0.04              | 0.76          | 65   | 387                  |
| 185                            | chicken                                 | 0.02              | 1.21          | 113  | 643                  |
| 189                            | egg, fish & meat: s.t. (180-186)        | -                 | 9.55          | 596  | 3494                 |
| 190                            | potato                                  | 1.58              | 6.26          | 922  | 5185                 |
| 191                            | onion                                   | 0.45              | 2.78          | 927  | 5143                 |
| 192                            | radish                                  | 0.12              | 0.38          | 216  | 1212                 |
| 198                            | pumpkin                                 | 0.17              | 0.59          | 250  | 1546                 |
| 200                            | gourd                                   | 0.16              | 0.57          | 246  | 1376                 |
| 201                            | bitter gourd                            | 0.03              | 0.24          | 139  | 768                  |

\* Unless otherwise specified

(Contd.)

NSS Report No. 461: Consumption of Some Important Commodities in India, 1999-2000

**Table 1R : Monthly per capita quantity and value of consumption for food items by MPCE class for all-India**

| all-India                      |                                 |                   |               | Rural                                      |                      |
|--------------------------------|---------------------------------|-------------------|---------------|--|----------------------|
| item code                      | item                            | quantity<br>(kg*) | value<br>(Rs) | no. of households<br>reporting consumption |                      |
|                                |                                 |                   |               | per 1000<br>households                     | sample<br>households |
| (1)                            | (2)                             | (3)               | (4)           | (5)  | (6)                  |
| <b>MPCE class : Rs 300-340</b> |                                 |                   |               |  |                      |
| 202                            | cucumber                        | 0.04              | 0.20          | 104  | 582                  |
| 203                            | parwal / patal                  | 0.04              | 0.30          | 105  | 608                  |
| 204                            | jhinga / torai                  | 0.14              | 0.70          | 221  | 1247                 |
| 207                            | cauliflower                     | 0.15              | 0.73          | 227  | 1226                 |
| 208                            | cabbage                         | 0.15              | 0.67          | 286  | 1590                 |
| 210                            | brinjal                         | 0.36              | 2.00          | 710  | 3887                 |
| 211                            | lady's finger                   | 0.11              | 0.74          | 324  | 1757                 |
| 212                            | palak/other leafy vegetables    | 0.42              | 1.56          | 596  | 3415                 |
| 213                            | french beans and barbati        | 0.03              | 0.21          | 100  | 608                  |
| 214                            | tomato                          | 0.27              | 1.60          | 568  | 3000                 |
| 216                            | chillies (green)                | 0.13              | 1.36          | 788  | 4389                 |
| 221                            | lemon (no.)                     | 0.24              | 0.16          | 149  | 841                  |
| 222                            | other vegetables                | 0.21              | 1.13          | 347  | 2074                 |
| 229                            | vegetables: s.t. (190-222)      | -                 | 23.16         | 995  | 5567                 |
| 230                            | banana (no.)                    | 1.32              | 0.85          | 319  | 1789                 |
| 234                            | coconut (no.)                   | 0.14              | 0.69          | 186  | 986                  |
| 249                            | fruits (fresh) : s.t. (230-247) | -                 | 2.75          | 553  | 3053                 |
| 251                            | groundnut                       | 0.05              | 0.45          | 119  | 554                  |
| 259                            | fruits (dry) : s.t. (250-257)   | 0.06              | 0.66          | 158  | 755                  |
| 260                            | sugar - P.D.S.                  | 0.18              | 2.23          | 582  | 3285                 |
| 261                            | sugar - other sources           | 0.25              | 3.99          | 602  | 3294                 |
| 262                            | gur                             | 0.10              | 1.09          | 284  | 1445                 |
| 269                            | sugar : s.t. (260-264)          | 0.53              | 7.33          | 922  | 5127                 |
| 279                            | salt                            | 0.35              | 0.94          | 992  | 5550                 |
| 280                            | turmeric (gm)                   | 30.34             | 1.49          | 934  | 5242                 |
| 281                            | black pepper (gm)               | 2.25              | 0.39          | 179  | 933                  |
| 282                            | dry chillies (gm)               | 50.86             | 2.46          | 865  | 4696                 |
| 283                            | garlic (gm)                     | 33.15             | 1.10          | 793  | 4315                 |
| 284                            | tamarind (gm)                   | 21.70             | 0.63          | 246  | 1266                 |
| 285                            | ginger (gm)                     | 11.57             | 0.44          | 399  | 2332                 |
| 286                            | curry powder (gm)               | 5.51              | 0.38          | 144  | 770                  |
| 287                            | oilseeds (gm)                   | 6.39              | 0.19          | 227  | 1215                 |
| 288                            | other spices (gm)               | 40.53             | 2.79          | 892  | 4864                 |
| 289                            | spices : s.t. (280-288)         | -                 | 9.86          | 993  | 5552                 |
| 290                            | tea : cups (no.)                | 2.17              | 2.33          | 343  | 1959                 |
| 291                            | tea : leaf (gm)                 | 26.75             | 3.41          | 629  | 3633                 |
| 300                            | biscuits                        | 0.65              | 1.01          | 333  | 1932                 |

\* Unless otherwise specified

(Contd.)

NSS Report No. 461: Consumption of Some Important Commodities in India, 1999-2000



**Table 1R : Monthly per capita quantity and value of consumption for food items by MPCE class for all-India**

| all-India                      |   |                   |               | Rural                                      |                      |
|--------------------------------|---|-------------------|---------------|--|----------------------|
| item code                      | item                                    | quantity<br>(kg*) | value<br>(Rs) | no. of households<br>reporting consumption |                      |
|                                |   |                   |               | per 1000<br>households                     | sample<br>households |
| (1)                            | (2)                                     | (3)               | (4)           | (5)  | (6)                  |
| <b>MPCE class : Rs 300-340</b> |   |                   |               |  |                      |
| 301                            | salted refreshments                     | 0.52              | 0.86          | 248  | 1323                 |
| 303                            | cooked meals (no.)                      | 0.13              | 0.86          | 27   | 145                  |
| 308                            | other processed food                    | -                 | 0.64          | 108  | 656                  |
| 309                            | beverages etc.: s.t. (290-308)          | -                 | 10.02         | 884  | 4984                 |
| 888                            | total food                              | -                 | 208.00        | 1000                                       | 5588                 |
| <b>MPCE class : Rs 340-380</b> |   |                   |               |  |                      |
| 101                            | rice – P.D.S.                           | 0.76              | 3.73          | 339  | 2066                 |
| 102                            | rice – other sources                    | 6.21              | 60.65         | 897  | 5249                 |
| 103                            | chira                                   | 0.06              | 0.66          | 98   | 606                  |
| 105                            | muri                                    | 0.10              | 1.52          | 149  | 893                  |
| 107                            | wheat/atta – P.D.S.                     | 0.20              | 0.95          | 158  | 824                  |
| 108                            | wheat/atta – other sources              | 3.84              | 27.29         | 560  | 3146                 |
| 111                            | suji, rawa                              | 0.03              | 0.33          | 121  | 656                  |
| 115                            | jowar & products                        | 0.51              | 3.61          | 96   | 466                  |
| 116                            | bajra & products                        | 0.31              | 1.99          | 48   | 242                  |
| 117                            | maize & products                        | 0.32              | 1.83          | 70   | 466                  |
| 121                            | ragi & products                         | 0.15              | 0.90          | 55   | 277                  |
| 129                            | cereal: s.t. (101 -122)                 | 12.56             | 104.20        | 995  | 5873                 |
| 140                            | arhar (tur)                             | 0.20              | 5.70          | 517  | 2718                 |
| 141                            | gram (split)                            | 0.06              | 1.23          | 269  | 1463                 |
| 143                            | moong                                   | 0.08              | 1.81          | 316  | 1825                 |
| 144                            | masur                                   | 0.14              | 3.15          | 392  | 2507                 |
| 145                            | urd                                     | 0.07              | 1.53          | 260  | 1464                 |
| 146                            | peas                                    | 0.06              | 0.75          | 100  | 533                  |
| 150                            | other pulses                            | 0.03              | 0.64          | 121  | 723                  |
| 152                            | besan                                   | 0.03              | 0.52          | 170  | 891                  |
| 159                            | pulses & pulse products: s.t. (140-153) | 0.72              | 16.21         | 977  | 5727                 |
| 160                            | milk: liquid (litre)                    | 2.12              | 21.13         | 629  | 3524                 |
| 164                            | ghee                                    | 0.01              | 0.81          | 38   | 228                  |
| 169                            | milk & milk products: s.t.(160-167)     | -                 | 22.64         | 661  | 3754                 |
| 170                            | vanaspati, margarine                    | 0.02              | 0.82          | 114  | 694                  |
| 171                            | mustard oil                             | 0.20              | 7.77          | 538  | 3446                 |
| 172                            | groundnut oil                           | 0.09              | 3.72          | 246  | 1221                 |
| 174                            | edible oil (others)                     | 0.08              | 2.58          | 209  | 1159                 |
| 179                            | edible oil: s.t. (170-174)              | 0.40              | 15.10         | 992  | 5836                 |
| 180                            | eggs (no.)                              | 0.81              | 1.35          | 275  | 1623                 |
| 181                            | fish, prawn                             | 0.15              | 4.62          | 357  | 2284                 |

\* Unless otherwise specified

(Contd.)

NSS Report No. 461: Consumption of Some Important Commodities in India, 1999-2000

**Table 1R : Monthly per capita quantity and value of consumption for food items by MPCE class for all-India**

| all-India                      |                                  |                   |               | Rural                                      |                      |
|--------------------------------|----------------------------------|-------------------|---------------|--|----------------------|
| item code                      | item                             | quantity<br>(kg*) | value<br>(Rs) | no. of households<br>reporting consumption |                      |
|                                |                                  |                   |               | per 1000<br>households                     | sample<br>households |
| (1)                            | (2)                              | (3)               | (4)           | (5)  | (6)                  |
| <b>MPCE class : Rs 340-380</b> |                                  |                   |               |  |                      |
| 182                            | goat meat/mutton                 | 0.05              | 3.28          | 191  | 1032                 |
| 183                            | beef/ buffalo meat               | 0.03              | 0.91          | 69   | 465                  |
| 185                            | chicken                          | 0.03              | 1.49          | 129  | 779                  |
| 189                            | egg, fish & meat: s.t. (180-186) | -                 | 12.00         | 614  | 3743                 |
| 190                            | potato                           | 1.65              | 6.67          | 915  | 5452                 |
| 191                            | onion                            | 0.50              | 3.10          | 940  | 5499                 |
| 192                            | radish                           | 0.15              | 0.45          | 230  | 1354                 |
| 197                            | arum                             | 0.05              | 0.28          | 118  | 785                  |
| 198                            | pumpkin                          | 0.16              | 0.65          | 257  | 1675                 |
| 200                            | gourd                            | 0.17              | 0.64          | 263  | 1550                 |
| 201                            | bitter gourd                     | 0.03              | 0.28          | 142  | 849                  |
| 202                            | cucumber                         | 0.05              | 0.25          | 127  | 731                  |
| 203                            | parwal / patal                   | 0.05              | 0.41          | 122  | 696                  |
| 204                            | jhinga / torai                   | 0.14              | 0.77          | 246  | 1397                 |
| 207                            | cauliflower                      | 0.17              | 0.85          | 234  | 1379                 |
| 208                            | cabbage                          | 0.16              | 0.77          | 305  | 1797                 |
| 210                            | brinjal                          | 0.38              | 2.21          | 727  | 4150                 |
| 211                            | lady's finger                    | 0.13              | 0.88          | 349  | 1975                 |
| 212                            | palak/other leafy vegetables     | 0.42              | 1.66          | 616  | 3674                 |
| 214                            | tomato                           | 0.28              | 1.79          | 600  | 3337                 |
| 216                            | chillies (green)                 | 0.21              | 1.56          | 811  | 4709                 |
| 221                            | lemon (no.)                      | 0.32              | 0.21          | 177  | 1018                 |
| 222                            | other vegetables                 | 0.23              | 1.32          | 373  | 2357                 |
| 229                            | vegetables: s.t. (190-222)       | -                 | 25.84         | 995  | 5874                 |
| 230                            | banana (no.)                     | 1.61              | 1.08          | 354  | 2045                 |
| 234                            | coconut (no.)                    | 0.17              | 0.85          | 217  | 1189                 |
| 235                            | guava                            | 0.04              | 0.23          | 103  | 553                  |
| 240                            | mango                            | 0.05              | 0.53          | 86   | 479                  |
| 249                            | fruits (fresh) : s.t. (230-247)  | -                 | 3.45          | 596  | 3439                 |
| 251                            | groundnut                        | 0.03              | 0.56          | 126  | 599                  |
| 259                            | fruits (dry) : s.t. (250-257)    | 0.05              | 0.79          | 168  | 833                  |
| 260                            | sugar – P.D.S.                   | 0.20              | 2.40          | 607  | 3593                 |
| 261                            | sugar – other sources            | 0.31              | 4.92          | 661  | 3822                 |
| 262                            | gur                              | 0.12              | 1.29          | 288  | 1553                 |
| 269                            | sugar : s.t. (260-264)           | 0.62              | 8.64          | 939  | 5505                 |
| 279                            | salt                             | 0.36              | 0.95          | 992  | 5857                 |
| 280                            | turmeric (gm)                    | 31.87             | 1.56          | 939  | 5551                 |

\* Unless otherwise specified

(Contd.)

NSS Report No. 461: Consumption of Some Important Commodities in India, 1999-2000

**Table 1R : Monthly per capita quantity and value of consumption for food items by MPCE class for all-India**

| all-India                      |                                |                   |               | Rural                                      |                      |
|--------------------------------|--------------------------------|-------------------|---------------|--|----------------------|
| item code                      | item                           | quantity<br>(kg*) | value<br>(Rs) | no. of households<br>reporting consumption |                      |
|                                |                                |                   |               | per 1000<br>households                     | sample<br>households |
| (1)                            | (2)                            | (3)               | (4)           | (5)  | (6)                  |
| <b>MPCE class : Rs 340-380</b> |                                |                   |               |  |                      |
| 281                            | black pepper (gm)              | 2.33              | 0.48          | 197  | 1045                 |
| 282                            | dry chillies (gm)              | 52.61             | 2.65          | 882  | 5025                 |
| 283                            | garlic (gm)                    | 35.76             | 1.23          | 807  | 4650                 |
| 284                            | tamarind (gm)                  | 22.32             | 0.66          | 263  | 1383                 |
| 285                            | ginger (gm)                    | 14.38             | 0.57          | 439  | 2640                 |
| 286                            | curry powder (gm)              | 6.96              | 0.46          | 158  | 846                  |
| 287                            | oilseeds (gm)                  | 6.79              | 0.23          | 242  | 1329                 |
| 288                            | other spices (gm)              | 42.85             | 3.01          | 886  | 5081                 |
| 289                            | spices : s.t. (280-288)        | -                 | 10.84         | 993  | 5857                 |
| 290                            | tea : cups (no.)               | 2.60              | 2.88          | 374  | 2238                 |
| 291                            | tea : leaf (gm)                | 32.29             | 4.15          | 689  | 4188                 |
| 300                            | biscuits                       | 0.87              | 1.31          | 374  | 2194                 |
| 301                            | salted refreshments            | 0.58              | 1.06          | 273  | 1522                 |
| 302                            | prepared sweets                | 0.04              | 0.63          | 116  | 644                  |
| 303                            | cooked meals (no.)             | 0.13              | 0.97          | 29   | 164                  |
| 305                            | pickles (gm)                   | 5.28              | 0.27          | 101  | 576                  |
| 308                            | other processed food           | -                 | 0.93          | 129  | 800                  |
| 309                            | beverages etc.: s.t. (290-308) | -                 | 12.67         | 918  | 5445                 |
| 888                            | total food                     | -                 | 233.00        | 1000                                       | 5892                 |
| <b>MPCE class : Rs 380-420</b> |                                |                   |               |  |                      |
| 101                            | rice – P.D.S.                  | 0.81              | 4.23          | 334  | 2070                 |
| 102                            | rice – other sources           | 6.21              | 62.55         | 887  | 5159                 |
| 103                            | chira                          | 0.07              | 0.76          | 99   | 651                  |
| 105                            | muri                           | 0.12              | 1.79          | 159  | 942                  |
| 107                            | wheat/atta – P.D.S.            | 0.20              | 1.01          | 148  | 789                  |
| 108                            | wheat/atta – other sources     | 4.01              | 28.31         | 568  | 3181                 |
| 111                            | suji, rawa                     | 0.03              | 0.37          | 132  | 720                  |
| 115                            | jowar & products               | 0.54              | 3.87          | 96   | 453                  |
| 116                            | bajra & products               | 0.37              | 2.44          | 52   | 268                  |
| 117                            | maize & products               | 0.31              | 1.79          | 64   | 452                  |
| 121                            | ragi & products                | 0.14              | 0.83          | 48   | 251                  |
| 129                            | cereal: s.t. (101-122)         | 12.89             | 108.72        | 991  | 5864                 |
| 140                            | arhar (tur)                    | 0.23              | 6.37          | 534  | 2753                 |
| 141                            | gram (split)                   | 0.07              | 1.35          | 278  | 1541                 |
| 143                            | moong                          | 0.09              | 2.16          | 353  | 1981                 |
| 144                            | masur                          | 0.14              | 3.19          | 380  | 2523                 |
| 145                            | urd                            | 0.07              | 1.81          | 285  | 1602                 |

\* Unless otherwise specified

(Contd.)

NSS Report No. 461: Consumption of Some Important Commodities in India, 1999-2000

**Table 1R : Monthly per capita quantity and value of consumption for food items by MPCE class for all-India**

| all-India                      |   |                   |               | Rural                                      |                      |
|--------------------------------|---|-------------------|---------------|--|----------------------|
| item code                      | item                                    | quantity<br>(kg*) | value<br>(Rs) | no. of households<br>reporting consumption |                      |
|                                |   |                   |               | per 1000<br>households                     | sample<br>households |
| (1)                            | (2)                                     | (3)               | (4)           | (5)  | (6)                  |
| <b>MPCE class : Rs 380-420</b> |   |                   |               |  |                      |
| 146                            | peas                                    | 0.04              | 0.60          | 89   | 483                  |
| 150                            | other pulses                            | 0.03              | 0.61          | 111  | 710                  |
| 152                            | besan                                   | 0.03              | 0.59          | 175  | 938                  |
| 159                            | pulses & pulse products: s.t. (140-153) | 0.76              | 17.66         | 973  | 5713                 |
| 160                            | milk: liquid (litre)                    | 2.63              | 25.97         | 658  | 3767                 |
| 164                            | ghee                                    | 0.01              | 1.30          | 52   | 317                  |
| 169                            | milk & milk products: s.t.(160-167)     | -                 | 27.93         | 697  | 4057                 |
| 170                            | vanaspati, margarine                    | 0.02              | 0.91          | 122  | 736                  |
| 171                            | mustard oil                             | 0.22              | 8.39          | 535  | 3443                 |
| 172                            | groundnut oil                           | 0.10              | 4.01          | 238  | 1183                 |
| 174                            | edible oil (others)                     | 0.08              | 2.73          | 213  | 1155                 |
| 179                            | edible oil: s.t. (170-174)              | 0.43              | 16.32         | 986  | 5813                 |
| 180                            | eggs (no.)                              | 0.95              | 1.55          | 305  | 1786                 |
| 181                            | fish, prawn                             | 0.17              | 5.51          | 367  | 2351                 |
| 182                            | goat meat/mutton                        | 0.11              | 3.51          | 190  | 1100                 |
| 183                            | beef/ buffalo meat                      | 0.04              | 0.98          | 72   | 496                  |
| 185                            | chicken                                 | 0.03              | 1.68          | 141  | 840                  |
| 189                            | egg, fish & meat: s.t. (180-186)        | -                 | 13.60         | 609  | 3793                 |
| 190                            | potato                                  | 1.73              | 7.01          | 920  | 5467                 |
| 191                            | onion                                   | 0.54              | 3.44          | 945  | 5541                 |
| 192                            | radish                                  | 0.14              | 0.45          | 216  | 1300                 |
| 193                            | carrot                                  | 0.03              | 0.20          | 102  | 588                  |
| 197                            | arum                                    | 0.05              | 0.30          | 111  | 746                  |
| 198                            | pumpkin                                 | 0.18              | 0.70          | 263  | 1738                 |
| 200                            | gourd                                   | 0.17              | 0.71          | 265  | 1564                 |
| 201                            | bitter gourd                            | 0.05              | 0.36          | 167  | 976                  |
| 202                            | cucumber                                | 0.06              | 0.32          | 145  | 799                  |
| 203                            | parwal / patal                          | 0.05              | 0.43          | 119  | 698                  |
| 204                            | jhinga / torai                          | 0.16              | 0.86          | 258  | 1372                 |
| 207                            | cauliflower                             | 0.18              | 0.92          | 243  | 1407                 |
| 208                            | cabbage                                 | 0.16              | 0.86          | 315  | 1867                 |
| 210                            | brinjal                                 | 0.40              | 2.39          | 741  | 4176                 |
| 211                            | lady's finger                           | 0.14              | 0.96          | 369  | 2009                 |
| 212                            | palak/other leafy vegetables            | 0.42              | 1.72          | 613  | 3685                 |
| 213                            | french beans and barbati                | 0.03              | 0.24          | 105  | 684                  |
| 214                            | tomato                                  | 0.31              | 2.10          | 624  | 3469                 |
| 216                            | chillies (green)                        | 0.30              | 1.65          | 811  | 4685                 |

\* Unless otherwise specified

(Contd.)

NSS Report No. 461: Consumption of Some Important Commodities in India, 1999-2000

**Table 1R : Monthly per capita quantity and value of consumption for food items by MPCE class for all-India**

| all-India                      |                                 |                   |               | Rural                                      |                      |
|--------------------------------|---------------------------------|-------------------|---------------|--|----------------------|
| item code                      | item                            | quantity<br>(kg*) | value<br>(Rs) | no. of households<br>reporting consumption |                      |
|                                |                                 |                   |               | per 1000<br>households                     | sample<br>households |
| (1)                            | (2)                             | (3)               | (4)           | (5)  | (6)                  |
| <b>MPCE class : Rs 380-420</b> |                                 |                   |               |  |                      |
| 221                            | lemon (no.)                     | 0.36              | 0.25          | 204  | 1156                 |
| 222                            | other vegetables                | 0.25              | 1.47          | 378  | 2419                 |
| 229                            | vegetables: s.t. (190-222)      | -                 | 28.12         | 989  | 5857                 |
| 230                            | banana (no.)                    | 1.91              | 1.28          | 384  | 2244                 |
| 234                            | coconut (no.)                   | 0.23              | 1.15          | 226  | 1276                 |
| 235                            | guava                           | 0.05              | 0.30          | 111  | 554                  |
| 240                            | mango                           | 0.06              | 0.66          | 93   | 505                  |
| 249                            | fruits (fresh) : s.t. (230-247) | -                 | 4.31          | 624  | 3637                 |
| 251                            | groundnut                       | 0.03              | 0.64          | 142  | 679                  |
| 259                            | fruits (dry) : s.t. (250-257)   | 0.06              | 0.94          | 189  | 925                  |
| 260                            | sugar – P.D.S.                  | 0.23              | 2.72          | 619  | 3685                 |
| 261                            | sugar – other sources           | 0.35              | 5.67          | 682  | 3958                 |
| 262                            | gur                             | 0.12              | 1.41          | 291  | 1570                 |
| 269                            | sugar : s.t. (260-264)          | 0.71              | 9.81          | 943  | 5540                 |
| 279                            | salt                            | 0.34              | 1.01          | 987  | 5840                 |
| 280                            | turmeric (gm)                   | 34.62             | 1.71          | 939  | 5551                 |
| 281                            | black pepper (gm)               | 2.47              | 0.52          | 206  | 1097                 |
| 282                            | dry chillies (gm)               | 57.00             | 2.90          | 885  | 4994                 |
| 283                            | garlic (gm)                     | 38.01             | 1.33          | 810  | 4642                 |
| 284                            | tamarind (gm)                   | 25.17             | 0.75          | 270  | 1412                 |
| 285                            | ginger (gm)                     | 15.93             | 0.64          | 469  | 2870                 |
| 286                            | curry powder (gm)               | 7.52              | 0.51          | 173  | 908                  |
| 287                            | oilseeds (gm)                   | 6.56              | 0.22          | 232  | 1283                 |
| 288                            | other spices (gm)               | 45.95             | 3.16          | 881  | 5033                 |
| 289                            | spices : s.t. (280-288)         | -                 | 11.74         | 989  | 5846                 |
| 290                            | tea : cups (no.)                | 2.99              | 3.30          | 386  | 2296                 |
| 291                            | tea : leaf (gm)                 | 38.12             | 4.90          | 719  | 4429                 |
| 300                            | biscuits                        | 1.25              | 1.46          | 375  | 2258                 |
| 301                            | salted refreshments             | 0.45              | 1.19          | 280  | 1535                 |
| 302                            | prepared sweets                 | 0.06              | 0.67          | 119  | 667                  |
| 303                            | cooked meals (no.)              | 0.19              | 1.17          | 33   | 189                  |
| 305                            | pickles (gm)                    | 6.27              | 0.32          | 111  | 626                  |
| 308                            | other processed food            | -                 | 1.26          | 145  | 874                  |
| 309                            | beverages etc.: s.t. (290-308)  | -                 | 14.81         | 925  | 5490                 |
| 888                            | total food                      | -                 | 255.00        | 1000                                       | 5895                 |

\* Unless otherwise specified

(Contd.)

NSS Report No. 461: Consumption of Some Important Commodities in India, 1999-2000

**Table 1R : Monthly per capita quantity and value of consumption for food items by MPCE class for all-India**

| all-India                      |   |                   |               | Rural                                      |                      |
|--------------------------------|---|-------------------|---------------|--|----------------------|
| item code                      | item                                    | quantity<br>(kg*) | value<br>(Rs) | no. of households<br>reporting consumption |                      |
|                                |   |                   |               | per 1000<br>households                     | sample<br>households |
| (1)                            | (2)                                     | (3)               | (4)           | (5)  | (6)                  |
| <b>MPCE class : Rs 420-470</b> |   |                   |               |  |                      |
| 101                            | rice - P.D.S.                           | 0.81              | 4.45          | 334  | 2301                 |
| 102                            | rice - other sources                    | 5.86              | 59.74         | 876  | 5926                 |
| 103                            | chira                                   | 0.08              | 0.93          | 109  | 797                  |
| 105                            | muri                                    | 0.12              | 2.02          | 162  | 1116                 |
| 107                            | wheat/atta - P.D.S.                     | 0.22              | 1.06          | 166  | 955                  |
| 108                            | wheat/atta - other sources              | 4.26              | 29.84         | 580  | 3774                 |
| 111                            | suji, rawa                              | 0.04              | 0.47          | 152  | 965                  |
| 115                            | jowar & products                        | 0.60              | 4.24          | 105  | 541                  |
| 116                            | bajra & products                        | 0.50              | 3.40          | 70   | 374                  |
| 117                            | maize & products                        | 0.29              | 1.72          | 63   | 521                  |
| 121                            | ragi & products                         | 0.15              | 0.89          | 53   | 301                  |
| 129                            | cereal: s.t. (101 -122)                 | 13.03             | 109.79        | 994  | 6758                 |
| 140                            | arhar (tur)                             | 0.24              | 6.74          | 548  | 3213                 |
| 141                            | gram (split)                            | 0.08              | 1.52          | 302  | 1861                 |
| 143                            | moong                                   | 0.11              | 2.70          | 400  | 2509                 |
| 144                            | masur                                   | 0.15              | 3.46          | 379  | 2902                 |
| 145                            | urd                                     | 0.08              | 2.01          | 307  | 1998                 |
| 146                            | peas                                    | 0.04              | 0.56          | 86   | 552                  |
| 150                            | other pulses                            | 0.04              | 0.72          | 128  | 966                  |
| 152                            | besan                                   | 0.04              | 0.78          | 208  | 1275                 |
| 159                            | pulses & pulse products: s.t. (140-153) | 0.83              | 19.45         | 981  | 6603                 |
| 160                            | milk: liquid (litre)                    | 3.30              | 32.96         | 715  | 4673                 |
| 164                            | ghee                                    | 0.02              | 2.10          | 68   | 484                  |
| 169                            | milk & milk products: s.t.(160-167)     | -                 | 35.99         | 753  | 5016                 |
| 170                            | vanaspati, margarine                    | 0.03              | 1.21          | 134  | 953                  |
| 171                            | mustard oil                             | 0.28              | 8.83          | 511  | 3928                 |
| 172                            | groundnut oil                           | 0.12              | 4.82          | 252  | 1395                 |
| 174                            | edible oil (others)                     | 0.09              | 3.06          | 216  | 1331                 |
| 179                            | edible oil: s.t. (170-174)              | 0.53              | 18.32         | 988  | 6704                 |
| 180                            | eggs (no.)                              | 1.06              | 1.74          | 311  | 2177                 |
| 181                            | fish, prawn                             | 0.20              | 6.07          | 349  | 2673                 |
| 182                            | goat meat/mutton                        | 0.06              | 4.70          | 228  | 1360                 |
| 183                            | beef/ buffalo meat                      | 0.04              | 1.26          | 68   | 650                  |
| 185                            | chicken                                 | 0.04              | 1.95          | 144  | 1038                 |
| 189                            | egg, fish & meat: s.t. (180-186)        | -                 | 16.07         | 613  | 4366                 |
| 190                            | potato                                  | 1.66              | 6.99          | 926  | 6341                 |
| 191                            | onion                                   | 0.61              | 3.78          | 949  | 6416                 |

\* Unless otherwise specified

(Contd.)

NSS Report No. 461: Consumption of Some Important Commodities in India, 1999-2000

**Table 1R : Monthly per capita quantity and value of consumption for food items by MPCE class for all-India**

| all-India                      |                                 |                   |               | Rural                                      |                      |
|--------------------------------|---------------------------------|-------------------|---------------|--|----------------------|
| item code                      | item                            | quantity<br>(kg*) | value<br>(Rs) | no. of households<br>reporting consumption |                      |
|                                |                                 |                   |               | per 1000<br>households                     | sample<br>households |
| (1)                            | (2)                             | (3)               | (4)           | (5)  | (6)                  |
| <b>MPCE class : Rs 420-470</b> |                                 |                   |               |  |                      |
| 192                            | radish                          | 0.15              | 0.50          | 224  | 1568                 |
| 193                            | carrot                          | 0.03              | 0.21          | 111  | 730                  |
| 197                            | arum                            | 0.05              | 0.29          | 113  | 909                  |
| 198                            | pumpkin                         | 0.18              | 0.71          | 260  | 2050                 |
| 200                            | gourd                           | 0.18              | 0.82          | 277  | 1846                 |
| 201                            | bitter gourd                    | 0.04              | 0.39          | 175  | 1191                 |
| 202                            | cucumber                        | 0.07              | 0.37          | 156  | 970                  |
| 203                            | parwal / patal                  | 0.06              | 0.46          | 118  | 773                  |
| 204                            | jhinga / torai                  | 0.16              | 0.85          | 246  | 1572                 |
| 207                            | cauliflower                     | 0.18              | 1.02          | 263  | 1773                 |
| 208                            | cabbage                         | 0.18              | 0.99          | 333  | 2241                 |
| 210                            | brinjal                         | 0.41              | 2.49          | 741  | 4789                 |
| 211                            | lady's finger                   | 0.16              | 1.11          | 384  | 2391                 |
| 212                            | palak/other leafy vegetables    | 0.46              | 1.97          | 619  | 4296                 |
| 213                            | french beans and barbati        | 0.04              | 0.28          | 112  | 848                  |
| 214                            | tomato                          | 0.34              | 2.33          | 640  | 4091                 |
| 216                            | chillies (green)                | 0.40              | 1.79          | 818  | 5471                 |
| 221                            | lemon (no.)                     | 0.54              | 0.38          | 246  | 1558                 |
| 222                            | other vegetables                | 0.24              | 1.56          | 386  | 2837                 |
| 229                            | vegetables: s.t. (190-222)      | -                 | 30.13         | 993  | 6756                 |
| 230                            | banana (no.)                    | 2.31              | 1.58          | 417  | 2829                 |
| 234                            | coconut (no.)                   | 0.39              | 1.65          | 252  | 1591                 |
| 235                            | guava                           | 0.18              | 0.31          | 116  | 694                  |
| 240                            | mango                           | 0.10              | 0.95          | 105  | 638                  |
| 249                            | fruits (fresh) : s.t. (230-247) | -                 | 5.67          | 672  | 4478                 |
| 251                            | groundnut                       | 0.07              | 0.81          | 163  | 896                  |
| 259                            | fruits (dry) : s.t. (250-257)   | 0.10              | 1.21          | 209  | 1185                 |
| 260                            | sugar - P.D.S.                  | 0.25              | 2.92          | 639  | 4385                 |
| 261                            | sugar - other sources           | 0.45              | 6.89          | 729  | 4817                 |
| 262                            | gur                             | 0.13              | 1.54          | 297  | 1837                 |
| 269                            | sugar : s.t. (260-264)          | 0.84              | 11.37         | 952  | 6470                 |
| 279                            | salt                            | 0.36              | 1.10          | 989  | 6730                 |
| 280                            | turmeric (gm)                   | 35.57             | 1.78          | 949  | 6453                 |
| 281                            | black pepper (gm)               | 2.83              | 0.59          | 212  | 1304                 |
| 282                            | dry chillies (gm)               | 62.21             | 3.22          | 901  | 5847                 |
| 283                            | garlic (gm)                     | 42.59             | 1.44          | 822  | 5474                 |
| 284                            | tamarind (gm)                   | 26.75             | 0.82          | 282  | 1681                 |

\* Unless otherwise specified

(Contd.)

NSS Report No. 461: Consumption of Some Important Commodities in India, 1999-2000

**Table 1R : Monthly per capita quantity and value of consumption for food items by MPCE class for all-India**

| all-India                      |  |                   |               | Rural                                      |                      |
|--------------------------------|--|-------------------|---------------|--|----------------------|
| item code                      | item                                     | quantity<br>(kg*) | value<br>(Rs) | no. of households<br>reporting consumption |                      |
|                                |  |                   |               | per 1000<br>households                     | sample<br>households |
| (1)                            | (2)                                      | (3)               | (4)           | (5)  | (6)                  |
| <b>MPCE class : Rs 420-470</b> |  |                   |               |  |                      |
| 285                            | ginger (gm)                              | 18.26             | 0.71          | 477  | 3340                 |
| 286                            | curry powder (gm)                        | 8.45              | 0.63          | 184  | 1089                 |
| 287                            | oilseeds (gm)                            | 7.12              | 0.25          | 242  | 1487                 |
| 288                            | other spices (gm)                        | 49.32             | 3.45          | 881  | 5794                 |
| 289                            | spices : s.t. (280-288)                  | -                 | 12.89         | 993  | 6748                 |
| 290                            | tea : cups (no.)                         | 3.06              | 3.57          | 388  | 2728                 |
| 291                            | tea : leaf (gm)                          | 45.96             | 5.91          | 752  | 5314                 |
| 300                            | biscuits                                 | 1.12              | 1.72          | 374  | 2713                 |
| 301                            | salted refreshments                      | 0.49              | 1.49          | 303  | 1889                 |
| 302                            | prepared sweets                          | 0.06              | 0.87          | 127  | 843                  |
| 303                            | cooked meals (no.)                       | 0.19              | 1.37          | 34   | 247                  |
| 305                            | pickles (gm)                             | 6.55              | 0.34          | 106  | 731                  |
| 308                            | other processed food                     | -                 | 1.38          | 155  | 1169                 |
| 309                            | beverages etc.: s.t. (290-308)           | -                 | 17.34         | 938  | 6423                 |
| 888                            | total food                               | -                 | 280.00        | 1000                                       | 6783                 |
| <b>MPCE class : Rs 470-525</b> |  |                   |               |  |                      |
| 101                            | rice – P.D.S.                            | 0.85              | 5.04          | 312  | 2120                 |
| 102                            | rice – other sources                     | 5.78              | 60.17         | 870  | 5739                 |
| 103                            | chira                                    | 0.06              | 0.73          | 100  | 739                  |
| 105                            | muri                                     | 0.12              | 1.94          | 139  | 979                  |
| 107                            | wheat/atta – P.D.S.                      | 0.23              | 1.19          | 158  | 896                  |
| 108                            | wheat/atta – other sources               | 4.66              | 33.11         | 606  | 3819                 |
| 111                            | suji, rawa                               | 0.04              | 0.54          | 163  | 1035                 |
| 115                            | jowar & products                         | 0.54              | 4.04          | 100  | 508                  |
| 116                            | bajra & products                         | 0.49              | 3.36          | 74   | 405                  |
| 117                            | maize & products                         | 0.33              | 2.05          | 63   | 541                  |
| 121                            | ragi & products                          | 0.16              | 0.97          | 54   | 286                  |
| 129                            | cereal: s.t. (101 -122)                  | 13.36             | 114.16        | 990  | 6608                 |
| 140                            | arhar (tur)                              | 0.27              | 7.38          | 567  | 3270                 |
| 141                            | gram (split)                             | 0.08              | 1.63          | 313  | 1964                 |
| 142                            | gram (whole)                             | 0.03              | 0.61          | 117  | 803                  |
| 143                            | moong                                    | 0.12              | 2.90          | 425  | 2693                 |
| 144                            | masur                                    | 0.14              | 3.19          | 364  | 2779                 |
| 145                            | urd                                      | 0.09              | 2.27          | 320  | 2059                 |
| 150                            | other pulses                             | 0.04              | 0.89          | 139  | 997                  |
| 152                            | besan                                    | 0.05              | 0.90          | 228  | 1381                 |
| 159                            | pulses & pulse products: s.t. (140 -153) | 0.88              | 20.83         | 977  | 6447                 |

\* Unless otherwise specified

(Contd.)

NSS Report No. 461: Consumption of Some Important Commodities in India, 1999-2000



**Table 1R : Monthly per capita quantity and value of consumption for food items by MPCE class for all-India**

| all-India                      |                                     |                   |               | Rural                                      |                      |
|--------------------------------|-------------------------------------|-------------------|---------------|--|----------------------|
| item code                      | item                                | quantity<br>(kg*) | value<br>(Rs) | no. of households<br>reporting consumption |                      |
|                                |                                     |                   |               | per 1000<br>households                     | sample<br>households |
| (1)                            | (2)                                 | (3)               | (4)           | (5)  | (6)                  |
| <b>MPCE class : Rs 470-525</b> |                                     |                   |               |  |                      |
| 160                            | milk: liquid (litre)                | 4.39              | 40.31         | 747  | 4844                 |
| 164                            | ghee                                | 0.04              | 2.92          | 91   | 620                  |
| 169                            | milk & milk products: s.t.(160-167) | -                 | 44.45         | 786  | 5184                 |
| 170                            | vanaspati, margarine                | 0.04              | 1.54          | 147  | 1027                 |
| 171                            | mustard oil                         | 0.27              | 9.01          | 493  | 3724                 |
| 172                            | groundnut oil                       | 0.14              | 5.66          | 266  | 1442                 |
| 173                            | coconut oil                         | 0.01              | 0.60          | 41   | 290                  |
| 174                            | edible oil (others)                 | 0.09              | 3.19          | 213  | 1287                 |
| 179                            | edible oil: s.t. (170-174)          | 0.55              | 19.99         | 986  | 6552                 |
| 180                            | eggs (no.)                          | 1.21              | 2.00          | 325  | 2208                 |
| 181                            | fish, prawn                         | 0.23              | 6.74          | 339  | 2517                 |
| 182                            | goat meat/mutton                    | 0.06              | 5.07          | 222  | 1409                 |
| 183                            | beef/ buffalo meat                  | 0.04              | 1.36          | 69   | 673                  |
| 185                            | chicken                             | 0.03              | 1.99          | 142  | 1007                 |
| 189                            | egg, fish & meat: s.t. (180-186)    | -                 | 17.59         | 593  | 4207                 |
| 190                            | potato                              | 1.68              | 7.05          | 921  | 6183                 |
| 191                            | onion                               | 0.63              | 3.95          | 948  | 6282                 |
| 192                            | radish                              | 0.14              | 0.50          | 223  | 1546                 |
| 193                            | carrot                              | 0.06              | 0.29          | 130  | 868                  |
| 197                            | arum                                | 0.06              | 0.34          | 118  | 909                  |
| 198                            | pumpkin                             | 0.18              | 0.69          | 251  | 1903                 |
| 200                            | gourd                               | 0.19              | 0.87          | 279  | 1855                 |
| 201                            | bitter gourd                        | 0.05              | 0.42          | 170  | 1163                 |
| 202                            | cucumber                            | 0.08              | 0.40          | 160  | 1012                 |
| 203                            | parwal / patal                      | 0.06              | 0.52          | 124  | 785                  |
| 204                            | jhinga / torai                      | 0.15              | 0.90          | 241  | 1474                 |
| 207                            | cauliflower                         | 0.20              | 1.14          | 263  | 1750                 |
| 208                            | cabbage                             | 0.20              | 1.18          | 362  | 2437                 |
| 210                            | brinjal                             | 0.42              | 2.62          | 719  | 4624                 |
| 211                            | lady's finger                       | 0.15              | 1.13          | 389  | 2455                 |
| 212                            | palak/other leafy vegetables        | 0.47              | 2.07          | 614  | 4145                 |
| 213                            | french beans and barbati            | 0.03              | 0.27          | 109  | 851                  |
| 214                            | tomato                              | 0.37              | 2.64          | 670  | 4228                 |
| 216                            | chillies (green)                    | 0.21              | 1.88          | 809  | 5305                 |
| 221                            | lemon (no.)                         | 0.59              | 0.41          | 243  | 1569                 |
| 222                            | other vegetables                    | 0.29              | 1.88          | 410  | 2895                 |
| 229                            | vegetables: s.t. (190-222)          | -                 | 32.10         | 990  | 6604                 |

\* Unless otherwise specified

(Contd.)

NSS Report No. 461: Consumption of Some Important Commodities in India, 1999-2000

**Table 1R : Monthly per capita quantity and value of consumption for food items by MPCE class for all-India**

| all-India                      |                                 |                   |               | Rural                                      |                      |
|--------------------------------|---------------------------------|-------------------|---------------|--|----------------------|
| item code                      | item                            | quantity<br>(kg*) | value<br>(Rs) | no. of households<br>reporting consumption |                      |
|                                |                                 |                   |               | per 1000<br>households                     | sample<br>households |
| (1)                            | (2)                             | (3)               | (4)           | (5)  | (6)                  |
| <b>MPCE class : Rs 470-525</b> |                                 |                   |               |  |                      |
| 230                            | banana (no.)                    | 2.72              | 1.93          | 447  | 2969                 |
| 234                            | coconut (no.)                   | 0.37              | 1.92          | 263  | 1658                 |
| 235                            | guava                           | 0.06              | 0.36          | 118  | 718                  |
| 240                            | mango                           | 0.10              | 0.95          | 104  | 652                  |
| 249                            | fruits (fresh) : s.t. (230-247) | -                 | 6.59          | 691  | 4578                 |
| 251                            | groundnut                       | 0.03              | 0.90          | 168  | 914                  |
| 259                            | fruits (dry) : s.t. (250-257)   | 0.06              | 1.37          | 218  | 1258                 |
| 260                            | sugar – P.D.S.                  | 0.26              | 3.10          | 650  | 4368                 |
| 261                            | sugar – other sources           | 0.51              | 7.96          | 752  | 4926                 |
| 262                            | gur                             | 0.15              | 1.74          | 299  | 1822                 |
| 269                            | sugar : s.t. (260-264)          | 0.92              | 12.82         | 955  | 6364                 |
| 279                            | salt                            | 0.40              | 1.12          | 987  | 6584                 |
| 280                            | turmeric (gm)                   | 37.42             | 1.92          | 946  | 6318                 |
| 281                            | black pepper (gm)               | 3.15              | 0.61          | 208  | 1387                 |
| 282                            | dry chillies (gm)               | 66.83             | 3.47          | 899  | 5714                 |
| 283                            | garlic (gm)                     | 44.89             | 1.59          | 819  | 5365                 |
| 284                            | tamarind (gm)                   | 27.07             | 0.84          | 281  | 1669                 |
| 285                            | ginger (gm)                     | 19.51             | 0.77          | 492  | 3402                 |
| 286                            | curry powder (gm)               | 10.17             | 0.69          | 192  | 1154                 |
| 287                            | oilseeds (gm)                   | 7.47              | 0.27          | 247  | 1467                 |
| 288                            | other spices (gm)               | 51.04             | 3.57          | 864  | 5589                 |
| 289                            | spices : s.t. (280-288)         | -                 | 13.74         | 990  | 6593                 |
| 290                            | tea : cups (no.)                | 3.32              | 4.19          | 399  | 2723                 |
| 291                            | tea : leaf (gm)                 | 53.18             | 6.86          | 779  | 5416                 |
| 300                            | biscuits                        | 1.58              | 1.97          | 386  | 2725                 |
| 301                            | salted refreshments             | 0.76              | 1.75          | 306  | 1958                 |
| 302                            | prepared sweets                 | 0.09              | 1.12          | 142  | 905                  |
| 303                            | cooked meals (no.)              | 0.36              | 2.63          | 52   | 321                  |
| 305                            | pickles (gm)                    | 7.23              | 0.40          | 119  | 813                  |
| 308                            | other processed food            | -                 | 1.60          | 159  | 1169                 |
| 309                            | beverages etc.: s.t. (290-308)  | -                 | 21.36         | 957  | 6388                 |
| 888                            | total food                      | -                 | 306.00        | 1000                                       | 6635                 |
| <b>MPCE class : Rs 525-615</b> |                                 |                   |               |  |                      |
| 101                            | rice – P.D.S.                   | 0.88              | 5.52          | 304  | 2604                 |
| 102                            | rice – other sources            | 5.77              | 61.89         | 867  | 7082                 |
| 103                            | chira                           | 0.07              | 0.87          | 114  | 965                  |
| 105                            | muri                            | 0.13              | 2.13          | 146  | 1209                 |

\* Unless otherwise specified

(Contd.)

NSS Report No. 461: Consumption of Some Important Commodities in India, 1999-2000

**Table 1R : Monthly per capita quantity and value of consumption for food items by MPCE class for all-India**

| all-India                      |  |                   |               | Rural                                      |                      |
|--------------------------------|--|-------------------|---------------|--|----------------------|
| item code                      | item                                     | quantity<br>(kg*) | value<br>(Rs) | no. of households<br>reporting consumption |                      |
|                                |  |                   |               | per 1000<br>households                     | sample<br>households |
| (1)                            | (2)                                      | (3)               | (4)           | (5)  | (6)                  |
| <b>MPCE class : Rs 525-615</b> |  |                   |               |  |                      |
| 107                            | wheat/atta – P.D.S.                      | 0.22              | 1.23          | 152  | 1067                 |
| 108                            | wheat/atta – other sources               | 4.78              | 34.26         | 615  | 4828                 |
| 111                            | suji, rawa                               | 0.06              | 0.71          | 195  | 1528                 |
| 115                            | jowar & products                         | 0.46              | 3.50          | 88   | 569                  |
| 116                            | bajra & products                         | 0.53              | 3.75          | 80   | 539                  |
| 117                            | maize & products                         | 0.27              | 1.63          | 57   | 624                  |
| 121                            | ragi & products                          | 0.17              | 0.96          | 50   | 318                  |
| 129                            | cereal: s.t. (101 -122)                  | 13.45             | 117.76        | 993  | 8224                 |
| 140                            | arhar (tur)                              | 0.30              | 8.07          | 584  | 4106                 |
| 141                            | gram (split)                             | 0.11              | 1.78          | 335  | 2556                 |
| 142                            | gram (whole)                             | 0.03              | 0.65          | 129  | 1129                 |
| 143                            | moong                                    | 0.13              | 3.28          | 459  | 3581                 |
| 144                            | masur                                    | 0.15              | 3.53          | 380  | 3554                 |
| 145                            | urd                                      | 0.12              | 2.66          | 354  | 2700                 |
| 146                            | peas                                     | 0.04              | 0.53          | 83   | 630                  |
| 150                            | other pulses                             | 0.05              | 0.92          | 139  | 1342                 |
| 152                            | besan                                    | 0.06              | 1.01          | 239  | 1808                 |
| 159                            | pulses & pulse products: s.t. (140 -153) | 1.00              | 22.93         | 982  | 8035                 |
| 160                            | milk: liquid (litre)                     | 5.15              | 52.17         | 794  | 6295                 |
| 163                            | curd                                     | 0.04              | 0.59          | 48   | 452                  |
| 164                            | ghee                                     | 0.03              | 3.94          | 120  | 994                  |
| 169                            | milk & milk products: s.t.(160-167)      | -                 | 57.74         | 827  | 6740                 |
| 170                            | vanaspati, margarine                     | 0.05              | 1.90          | 163  | 1451                 |
| 171                            | mustard oil                              | 0.32              | 9.65          | 478  | 4571                 |
| 172                            | groundnut oil                            | 0.16              | 6.34          | 274  | 1824                 |
| 173                            | coconut oil                              | 0.01              | 0.73          | 44   | 398                  |
| 174                            | edible oil (others)                      | 0.10              | 3.32          | 213  | 1585                 |
| 179                            | edible oil: s.t. (170-174)               | 0.64              | 21.94         | 985  | 8130                 |
| 180                            | eggs (no.)                               | 1.41              | 2.33          | 332  | 2887                 |
| 181                            | fish, prawn                              | 0.25              | 7.73          | 336  | 3135                 |
| 182                            | goat meat/mutton                         | 0.06              | 5.64          | 235  | 1826                 |
| 183                            | beef/ buffalo meat                       | 0.04              | 1.46          | 69   | 926                  |
| 185                            | chicken                                  | 0.04              | 2.50          | 163  | 1408                 |
| 189                            | egg, fish & meat: s.t. (180-186)         | -                 | 20.15         | 591  | 5251                 |
| 190                            | potato                                   | 1.70              | 7.28          | 924  | 7698                 |
| 191                            | onion                                    | 0.71              | 4.33          | 950  | 7811                 |
| 192                            | radish                                   | 0.17              | 0.60          | 245  | 2062                 |

\* Unless otherwise specified

(Contd.)

NSS Report No. 461: Consumption of Some Important Commodities in India, 1999-2000

**Table 1R : Monthly per capita quantity and value of consumption for food items by MPCE class for all-India**

| all-India                      |                                 |                   |               | Rural                                      |                      |
|--------------------------------|---------------------------------|-------------------|---------------|--|----------------------|
| item code                      | item                            | quantity<br>(kg*) | value<br>(Rs) | no. of households<br>reporting consumption |                      |
|                                |                                 |                   |               | per 1000<br>households                     | sample<br>households |
| (1)                            | (2)                             | (3)               | (4)           | (5)  | (6)                  |
| <b>MPCE class : Rs 525-615</b> |                                 |                   |               |  |                      |
| 193                            | carrot                          | 0.06              | 0.38          | 153  | 1229                 |
| 197                            | arum                            | 0.06              | 0.33          | 111  | 1081                 |
| 198                            | pumpkin                         | 0.19              | 0.80          | 251  | 2405                 |
| 200                            | gourd                           | 0.20              | 0.96          | 293  | 2321                 |
| 201                            | bitter gourd                    | 0.06              | 0.53          | 189  | 1587                 |
| 202                            | cucumber                        | 0.09              | 0.46          | 164  | 1303                 |
| 203                            | parwal / patal                  | 0.07              | 0.59          | 124  | 967                  |
| 204                            | jhinga / torai                  | 0.16              | 0.97          | 237  | 1739                 |
| 207                            | cauliflower                     | 0.21              | 1.28          | 276  | 2370                 |
| 208                            | cabbage                         | 0.21              | 1.31          | 380  | 3166                 |
| 210                            | brinjal                         | 0.43              | 2.75          | 725  | 5693                 |
| 211                            | lady's finger                   | 0.17              | 1.33          | 412  | 3116                 |
| 212                            | palak/other leafy vegetables    | 0.49              | 2.26          | 620  | 5192                 |
| 213                            | french beans and barbati        | 0.04              | 0.33          | 118  | 1132                 |
| 214                            | tomato                          | 0.40              | 3.10          | 703  | 5516                 |
| 216                            | chillies (green)                | 0.26              | 2.01          | 813  | 6572                 |
| 221                            | lemon (no.)                     | 0.72              | 0.51          | 281  | 2199                 |
| 222                            | other vegetables                | 0.31              | 2.17          | 419  | 3625                 |
| 229                            | vegetables: s.t. (190-222)      | -                 | 35.43         | 992  | 8213                 |
| 230                            | banana (no.)                    | 3.09              | 2.33          | 476  | 3994                 |
| 234                            | coconut (no.)                   | 0.45              | 2.43          | 282  | 2117                 |
| 235                            | guava                           | 0.07              | 0.41          | 125  | 897                  |
| 240                            | mango                           | 0.13              | 1.16          | 107  | 832                  |
| 249                            | fruits (fresh) : s.t. (230-247) | -                 | 8.33          | 728  | 6026                 |
| 251                            | groundnut                       | 0.09              | 1.06          | 178  | 1197                 |
| 259                            | fruits (dry) : s.t. (250-257)   | 0.11              | 1.65          | 232  | 1629                 |
| 260                            | sugar – P.D.S.                  | 0.30              | 3.35          | 661  | 5509                 |
| 261                            | sugar – other sources           | 0.62              | 9.09          | 770  | 6336                 |
| 262                            | gur                             | 0.18              | 2.06          | 331  | 2367                 |
| 269                            | sugar : s.t. (260-264)          | 1.10              | 14.53         | 964  | 7974                 |
| 279                            | salt                            | 0.64              | 1.19          | 989  | 8174                 |
| 280                            | turmeric (gm)                   | 39.64             | 2.07          | 955  | 7887                 |
| 281                            | black pepper (gm)               | 3.65              | 0.72          | 235  | 1840                 |
| 282                            | dry chillies (gm)               | 69.69             | 3.81          | 909  | 7133                 |
| 283                            | garlic (gm)                     | 46.61             | 1.67          | 825  | 6672                 |
| 284                            | tamarind (gm)                   | 30.41             | 0.95          | 306  | 2179                 |
| 285                            | ginger (gm)                     | 22.07             | 0.92          | 514  | 4410                 |

\* Unless otherwise specified

(Contd.)

NSS Report No. 461: Consumption of Some Important Commodities in India, 1999-2000

**Table 1R : Monthly per capita quantity and value of consumption for food items by MPCE class for all-India**

| all-India                      |   |                   |               | Rural                                      |                      |
|--------------------------------|---|-------------------|---------------|--|----------------------|
| item code                      | item  | quantity<br>(kg*) | value<br>(Rs) | no. of households<br>reporting consumption |                      |
|                                |   |                   |               | per 1000<br>households                     | sample<br>households |
| (1)                            | (2)   | (3)               | (4)           | (5)  | (6)                  |
| <b>MPCE class : Rs 525-615</b> |   |                   |               |  |                      |
| 286                            | curry powder (gm)                                 | 11.79             | 0.84          | 212  | 1492                 |
| 287                            | oilseeds (gm)                                     | 7.54              | 0.28          | 243  | 1806                 |
| 288                            | other spices (gm)                                 | 55.32             | 4.03          | 881  | 7009                 |
| 289                            | spices : s.t. (280-288)                           | -                 | 15.29         | 991  | 8185                 |
| 290                            | tea : cups (no.)                                  | 3.52              | 4.71          | 400  | 3542                 |
| 291                            | tea : leaf (gm)                                   | 61.35             | 8.01          | 811  | 6975                 |
| 300                            | biscuits  | 1.35              | 2.25          | 392  | 3552                 |
| 301                            | salted refreshments                               | 0.82              | 1.97          | 327  | 2548                 |
| 302                            | prepared sweets                                   | 0.11              | 1.29          | 151  | 1235                 |
| 303                            | cooked meals (no.)                                | 0.32              | 2.65          | 48   | 410                  |
| 305                            | pickles (gm)                                      | 9.64              | 0.52          | 139  | 1137                 |
| 308                            | other processed food                              | -                 | 1.93          | 176  | 1538                 |
| 309                            | beverages etc.: s.t. (290-308)                    | -                 | 24.55         | 966  | 8014                 |
| 888                            | total food  | -                 | 342.00        | 1000                                       | 8251                 |
| <b>MPCE class : Rs 615-775</b> |   |                   |               |  |                      |
| 101                            | rice – P.D.S.                                     | 0.82              | 5.55          | 262  | 2506                 |
| 102                            | rice – other sources                              | 5.50              | 60.10         | 855  | 8053                 |
| 103                            | chira   | 0.08              | 1.01          | 112  | 1057                 |
| 105                            | muri  | 0.13              | 2.16          | 122  | 1152                 |
| 106                            | other rice products                               | 0.05              | 0.51          | 29   | 345                  |
| 107                            | wheat/atta – P.D.S.                               | 0.27              | 1.72          | 151  | 1165                 |
| 108                            | wheat/atta – other sources                        | 5.33              | 38.22         | 652  | 5781                 |
| 111                            | suji, rawa  | 0.07              | 0.84          | 220  | 1965                 |
| 113                            | bread (bakery)                                    | 0.04              | 0.87          | 78   | 990                  |
| 115                            | jowar & products                                  | 0.40              | 3.17          | 87   | 608                  |
| 116                            | bajra & products                                  | 0.53              | 3.67          | 84   | 603                  |
| 117                            | maize & products                                  | 0.23              | 1.43          | 62   | 797                  |
| 121                            | ragi & products                                   | 0.15              | 0.87          | 41   | 297                  |
| 129                            | cereal: s.t. (101 -122)                           | 13.67             | 120.89        | 986  | 9312                 |
| 139                            | cereal substitutes (tapioca, jackfruit seed etc.) | 0.09              | 0.68          | 99   | 740                  |
| 140                            | arhar (tur)                                       | 0.30              | 8.32          | 577  | 4548                 |
| 141                            | gram (split)                                      | 0.11              | 2.06          | 367  | 3204                 |
| 142                            | gram (whole)                                      | 0.05              | 0.86          | 162  | 1566                 |
| 143                            | moong   | 0.16              | 4.00          | 514  | 4514                 |
| 144                            | masur   | 0.23              | 3.58          | 378  | 3980                 |
| 145                            | urd   | 0.18              | 3.24          | 389  | 3391                 |
| 150                            | other pulses                                      | 0.05              | 1.18          | 155  | 1831                 |

\* Unless otherwise specified

(Contd.)

NSS Report No. 461: Consumption of Some Important Commodities in India, 1999-2000

**Table 1R : Monthly per capita quantity and value of consumption for food items by MPCE class for all-India**

| all-India                      |   |                   |               | Rural                                      |                      |
|--------------------------------|---|-------------------|---------------|--|----------------------|
| item code                      | item                                    | quantity<br>(kg*) | value<br>(Rs) | no. of households<br>reporting consumption |                      |
|                                |   |                   |               | per 1000<br>households                     | sample<br>households |
| (1)                            | (2)                                     | (3)               | (4)           | (5)  | (6)                  |
| <b>MPCE class : Rs 615-775</b> |   |                   |               |  |                      |
| 152                            | besan                                   | 0.07              | 1.39          | 279  | 2424                 |
| 159                            | pulses & pulse products: s.t. (140-153) | 1.20              | 25.67         | 973  | 9084                 |
| 160                            | milk: liquid (litre)                    | 6.83              | 70.43         | 837  | 7576                 |
| 162                            | milk : condensed/ powder                | 0.07              | 0.53          | 30   | 573                  |
| 163                            | curd                                    | 0.05              | 0.68          | 49   | 621                  |
| 164                            | ghee                                    | 0.04              | 6.01          | 146  | 1383                 |
| 169                            | milk & milk products: s.t.(160-167)     | -                 | 78.28         | 866  | 8120                 |
| 170                            | vanaspati, margarine                    | 0.07              | 2.69          | 199  | 1969                 |
| 171                            | mustard oil                             | 0.32              | 10.34         | 467  | 5142                 |
| 172                            | groundnut oil                           | 0.18              | 7.24          | 274  | 2031                 |
| 173                            | coconut oil                             | 0.02              | 1.15          | 69   | 580                  |
| 174                            | edible oil (others)                     | 0.09              | 3.23          | 197  | 1687                 |
| 179                            | edible oil: s.t. (170-174)              | 0.68              | 24.65         | 975  | 9171                 |
| 180                            | eggs (no.)                              | 1.61              | 2.69          | 336  | 3467                 |
| 181                            | fish, prawn                             | 0.33              | 9.33          | 312  | 3269                 |
| 182                            | goat meat/mutton                        | 0.09              | 7.03          | 245  | 2258                 |
| 183                            | beef/ buffalo meat                      | 0.05              | 1.85          | 73   | 1125                 |
| 185                            | chicken                                 | 0.05              | 2.78          | 147  | 1704                 |
| 189                            | egg, fish & meat: s.t. (180-186)        | -                 | 24.23         | 554  | 5771                 |
| 190                            | potato                                  | 1.64              | 7.23          | 920  | 8721                 |
| 191                            | onion                                   | 0.76              | 4.84          | 944  | 8836                 |
| 192                            | radish                                  | 0.19              | 0.68          | 240  | 2319                 |
| 193                            | carrot                                  | 0.10              | 0.59          | 198  | 1781                 |
| 197                            | arum                                    | 0.06              | 0.39          | 107  | 1207                 |
| 198                            | pumpkin                                 | 0.17              | 0.80          | 238  | 2599                 |
| 200                            | gourd                                   | 0.21              | 1.10          | 295  | 2686                 |
| 201                            | bitter gourd                            | 0.06              | 0.58          | 192  | 1872                 |
| 202                            | cucumber                                | 0.09              | 0.58          | 176  | 1615                 |
| 203                            | parwal / patal                          | 0.07              | 0.63          | 116  | 1057                 |
| 204                            | jhinga / torai                          | 0.16              | 0.95          | 226  | 1922                 |
| 207                            | cauliflower                             | 0.26              | 1.56          | 298  | 2875                 |
| 208                            | cabbage                                 | 0.24              | 1.49          | 403  | 3808                 |
| 210                            | brinjal                                 | 0.45              | 3.01          | 718  | 6330                 |
| 211                            | lady's finger                           | 0.18              | 1.54          | 423  | 3654                 |
| 212                            | palak/other leafy vegetables            | 0.51              | 2.49          | 594  | 5744                 |
| 213                            | french beans and barbati                | 0.04              | 0.37          | 125  | 1346                 |
| 214                            | tomato                                  | 0.46              | 3.85          | 739  | 6685                 |

\* Unless otherwise specified

(Contd.)

NSS Report No. 461: Consumption of Some Important Commodities in India, 1999-2000

**Table 1R : Monthly per capita quantity and value of consumption for food items by MPCE class for all-India**

| all-India                      |                                 |                   |               | Rural                                      |                      |
|--------------------------------|---------------------------------|-------------------|---------------|--|----------------------|
| item code                      | item                            | quantity<br>(kg*) | value<br>(Rs) | no. of households<br>reporting consumption |                      |
|                                |                                 |                   |               | per 1000<br>households                     | sample<br>households |
| (1)                            | (2)                             | (3)               | (4)           | (5)  | (6)                  |
| <b>MPCE class : Rs 615-775</b> |                                 |                   |               |  |                      |
| 215                            | peas                            | 0.07              | 0.52          | 105  | 1030                 |
| 216                            | chillies (green)                | 0.26              | 2.08          | 791  | 7214                 |
| 221                            | lemon (no.)                     | 0.96              | 0.74          | 306  | 2665                 |
| 222                            | other vegetables                | 0.32              | 2.35          | 409  | 4074                 |
| 229                            | vegetables: s.t. (190-222)      | -                 | 39.26         | 984  | 9299                 |
| 230                            | banana (no.)                    | 3.91              | 3.21          | 525  | 4947                 |
| 234                            | coconut (no.)                   | 0.62              | 3.37          | 298  | 2479                 |
| 235                            | guava                           | 0.08              | 0.48          | 123  | 992                  |
| 240                            | mango                           | 0.14              | 1.66          | 119  | 1095                 |
| 245                            | apple                           | 0.06              | 0.86          | 90   | 1040                 |
| 247                            | other fresh fruits              | -                 | 0.57          | 85   | 961                  |
| 249                            | fruits (fresh) : s.t. (230-247) | -                 | 11.65         | 758  | 7179                 |
| 251                            | groundnut                       | 0.06              | 1.28          | 193  | 1443                 |
| 259                            | fruits (dry) : s.t. (250-257)   | 0.11              | 2.29          | 254  | 2048                 |
| 260                            | sugar – P.D.S.                  | 0.32              | 3.62          | 655  | 6251                 |
| 261                            | sugar – other sources           | 0.75              | 11.52         | 815  | 7477                 |
| 262                            | gur                             | 0.19              | 2.19          | 309  | 2512                 |
| 269                            | sugar : s.t. (260-264)          | 1.26              | 17.36         | 967  | 9133                 |
| 279                            | salt                            | 0.44              | 1.33          | 982  | 9275                 |
| 280                            | turmeric (gm)                   | 43.30             | 2.29          | 953  | 8909                 |
| 281                            | black pepper (gm)               | 4.44              | 0.85          | 263  | 2292                 |
| 282                            | dry chillies (gm)               | 75.50             | 4.22          | 908  | 8204                 |
| 283                            | garlic (gm)                     | 50.96             | 1.78          | 809  | 7428                 |
| 284                            | tamarind (gm)                   | 29.03             | 0.96          | 295  | 2439                 |
| 285                            | ginger (gm)                     | 24.88             | 0.98          | 513  | 5118                 |
| 286                            | curry powder (gm)               | 11.23             | 0.87          | 202  | 1712                 |
| 287                            | oilseeds (gm)                   | 7.89              | 0.32          | 256  | 2041                 |
| 288                            | other spices (gm)               | 60.68             | 4.53          | 878  | 7930                 |
| 289                            | spices : s.t. (280-288)         | -                 | 16.80         | 984  | 9265                 |
| 290                            | tea : cups (no.)                | 4.53              | 6.02          | 420  | 4058                 |
| 291                            | tea : leaf (gm)                 | 74.11             | 9.91          | 838  | 8196                 |
| 293                            | coffee: powder (gm)             | 4.58              | 0.59          | 74   | 578                  |
| 300                            | biscuits                        | 1.52              | 2.77          | 405  | 4235                 |
| 301                            | salted refreshments             | 0.99              | 2.45          | 335  | 3057                 |
| 302                            | prepared sweets                 | 0.22              | 1.68          | 155  | 1520                 |
| 303                            | cooked meals (no.)              | 0.51              | 4.73          | 74   | 661                  |
| 305                            | pickles (gm)                    | 11.08             | 0.59          | 142  | 1361                 |

\* Unless otherwise specified

(Contd.)

NSS Report No. 461: Consumption of Some Important Commodities in India, 1999-2000

**Table 1R : Monthly per capita quantity and value of consumption for food items by MPCE class for all-India**

| all-India                      |   |                   |               | Rural                                      |                      |
|--------------------------------|---|-------------------|---------------|--|----------------------|
| item code                      | item  | quantity<br>(kg*) | value<br>(Rs) | no. of households<br>reporting consumption |                      |
|                                |   |                   |               | per 1000<br>households                     | sample<br>households |
| (1)                            | (2)   | (3)               | (4)           | (5)  | (6)                  |
| <b>MPCE class : Rs 615-775</b> |   |                   |               |  |                      |
| 308                            | other processed food                              | -                 | 2.22          | 174  | 1716                 |
| 309                            | beverages etc.: s.t. (290-308)                    | -                 | 32.05         | 977  | 9211                 |
| 888                            | total food  | -                 | 395.00        | 999  | 9382                 |
| <b>MPCE class : Rs 775-950</b> |   |                   |               |  |                      |
| 101                            | rice – P.D.S.                                     | 0.79              | 6.04          | 240  | 1263                 |
| 102                            | rice – other sources                              | 5.40              | 62.33         | 865  | 4614                 |
| 103                            | chira   | 0.10              | 1.24          | 136  | 651                  |
| 105                            | muri  | 0.13              | 2.27          | 110  | 581                  |
| 107                            | wheat/atta – P.D.S.                               | 0.32              | 2.22          | 168  | 682                  |
| 108                            | wheat/atta – other sources                        | 5.51              | 39.75         | 685  | 3465                 |
| 110                            | maida   | 0.04              | 0.53          | 103  | 527                  |
| 111                            | suji, rawa  | 0.10              | 1.26          | 271  | 1352                 |
| 113                            | bread (bakery)                                    | 0.07              | 1.31          | 130  | 806                  |
| 115                            | jowar & products                                  | 0.32              | 2.78          | 79   | 297                  |
| 116                            | bajra & products                                  | 0.50              | 3.46          | 88   | 354                  |
| 117                            | maize & products                                  | 0.22              | 1.39          | 59   | 431                  |
| 121                            | ragi & products                                   | 0.13              | 0.80          | 45   | 166                  |
| 129                            | cereal: s.t. (101 -122)                           | 13.73             | 126.19        | 988  | 5293                 |
| 139                            | cereal substitutes (tapioca, jackfruit seed etc.) | 0.14              | 1.01          | 127  | 457                  |
| 140                            | arhar (tur)                                       | 0.31              | 9.08          | 598  | 2675                 |
| 141                            | gram (split)                                      | 0.13              | 2.46          | 412  | 1983                 |
| 142                            | gram (whole)                                      | 0.07              | 1.32          | 222  | 1151                 |
| 143                            | moong   | 0.18              | 4.68          | 575  | 2846                 |
| 144                            | masur   | 0.15              | 3.48          | 371  | 2277                 |
| 145                            | urd   | 0.15              | 4.09          | 433  | 2184                 |
| 150                            | other pulses                                      | 0.06              | 1.38          | 182  | 1192                 |
| 152                            | besan   | 0.10              | 1.81          | 323  | 1578                 |
| 159                            | pulses & pulse products: s.t. (140-153)           | 1.21              | 29.54         | 978  | 5210                 |
| 160                            | milk: liquid (litre)                              | 8.77              | 91.76         | 867  | 4510                 |
| 162                            | milk : condensed/ powder                          | 0.04              | 0.77          | 28   | 384                  |
| 163                            | curd  | 0.07              | 0.91          | 55   | 411                  |
| 164                            | ghee  | 0.08              | 9.32          | 200  | 1095                 |
| 169                            | milk & milk products: s.t.(160-167)               | -                 | 103.68        | 899  | 4847                 |
| 170                            | vanaspati, margarine                              | 0.09              | 3.39          | 207  | 1190                 |
| 171                            | mustard oil                                       | 0.29              | 10.08         | 431  | 2776                 |
| 172                            | groundnut oil                                     | 0.20              | 8.23          | 278  | 1146                 |
| 173                            | coconut oil                                       | 0.04              | 1.93          | 92   | 449                  |

\* Unless otherwise specified

(Contd.)

NSS Report No. 461: Consumption of Some Important Commodities in India, 1999-2000



**Table 1R : Monthly per capita quantity and value of consumption for food items by MPCE class for all-India**

| all-India                      |                                  |                   |               | Rural                                      |                      |
|--------------------------------|----------------------------------|-------------------|---------------|--|----------------------|
| item code                      | item                             | quantity<br>(kg*) | value<br>(Rs) | no. of households<br>reporting consumption |                      |
|                                |                                  |                   |               | per 1000<br>households                     | sample<br>households |
| (1)                            | (2)                              | (3)               | (4)           | (5)  | (6)                  |
| <b>MPCE class : Rs 775-950</b> |                                  |                   |               |  |                      |
| 174                            | edible oil (others)              | 0.11              | 3.98          | 208  | 1028                 |
| 179                            | edible oil: s.t. (170-174)       | 0.71              | 27.62         | 973  | 5192                 |
| 180                            | eggs (no.)                       | 2.02              | 3.33          | 377  | 2076                 |
| 181                            | fish, prawn                      | 0.36              | 11.47         | 312  | 1854                 |
| 182                            | goat meat/mutton                 | 0.10              | 8.73          | 258  | 1322                 |
| 183                            | beef/ buffalo meat               | 0.05              | 2.03          | 76   | 674                  |
| 185                            | chicken                          | 0.07              | 3.94          | 189  | 1146                 |
| 189                            | egg, fish & meat: s.t. (180-186) | -                 | 30.11         | 562  | 3224                 |
| 190                            | potato                           | 1.66              | 7.44          | 927  | 4994                 |
| 191                            | onion                            | 0.82              | 5.55          | 943  | 5050                 |
| 192                            | radish                           | 0.18              | 0.72          | 233  | 1330                 |
| 193                            | carrot                           | 0.12              | 0.73          | 246  | 1230                 |
| 197                            | arum                             | 0.06              | 0.39          | 102  | 658                  |
| 198                            | pumpkin                          | 0.17              | 0.84          | 229  | 1416                 |
| 200                            | gourd                            | 0.24              | 1.22          | 295  | 1542                 |
| 201                            | bitter gourd                     | 0.08              | 0.79          | 225  | 1193                 |
| 202                            | cucumber                         | 0.11              | 0.68          | 207  | 1026                 |
| 203                            | parwal / patal                   | 0.06              | 0.60          | 104  | 566                  |
| 204                            | jhinga / torai                   | 0.16              | 1.05          | 214  | 1015                 |
| 207                            | cauliflower                      | 0.27              | 1.74          | 328  | 1804                 |
| 208                            | cabbage                          | 0.24              | 1.68          | 438  | 2343                 |
| 210                            | brinjal                          | 0.43              | 2.98          | 687  | 3545                 |
| 211                            | lady's finger                    | 0.21              | 1.91          | 460  | 2263                 |
| 212                            | palak/other leafy vegetables     | 0.51              | 2.72          | 583  | 3227                 |
| 213                            | french beans and barbati         | 0.05              | 0.51          | 137  | 807                  |
| 214                            | tomato                           | 0.54              | 4.62          | 772  | 4016                 |
| 215                            | peas                             | 0.09              | 0.69          | 133  | 731                  |
| 216                            | chillies (green)                 | 0.30              | 2.38          | 797  | 4122                 |
| 221                            | lemon (no.)                      | 1.18              | 0.89          | 350  | 1759                 |
| 222                            | other vegetables                 | 0.37              | 2.99          | 424  | 2342                 |
| 229                            | vegetables: s.t. (190-222)       | -                 | 44.24         | 987  | 5289                 |
| 230                            | banana (no.)                     | 5.21              | 4.47          | 582  | 3176                 |
| 234                            | coconut (no.)                    | 0.93              | 5.08          | 329  | 1543                 |
| 235                            | guava                            | 0.09              | 0.57          | 130  | 599                  |
| 240                            | mango                            | 0.19              | 2.38          | 137  | 736                  |
| 245                            | apple                            | 0.06              | 1.50          | 130  | 855                  |
| 246                            | grapes                           | 0.03              | 0.79          | 109  | 615                  |

\* Unless otherwise specified

(Contd.)

NSS Report No. 461: Consumption of Some Important Commodities in India, 1999-2000

**Table 1R : Monthly per capita quantity and value of consumption for food items by MPCE class for all-India**

| all-India                             |   |                   |               | Rural                                      |                      |
|---------------------------------------|---|-------------------|---------------|--|----------------------|
| item code                             | item                                    | quantity<br>(kg*) | value<br>(Rs) | no. of households<br>reporting consumption |                      |
|                                       |   |                   |               | per 1000<br>households                     | sample<br>households |
| (1)                                   | (2)                                     | (3)               | (4)           | (5)  | (6)                  |
| <b>MPCE class : Rs 775-950</b>        |   |                   |               |  |                      |
| 247                                   | other fresh fruits                      | -                 | 0.72          | 94   | 560                  |
| 249                                   | fruits (fresh) : s.t. (230-247)         | -                 | 17.05         | 804  | 4377                 |
| 250                                   | coconut (copra)                         | 0.03              | 0.70          | 115  | 433                  |
| 251                                   | groundnut                               | 0.06              | 1.70          | 227  | 941                  |
| 259                                   | fruits (dry) : s.t. (250-257)           | 0.12              | 3.45          | 302  | 1354                 |
| 260                                   | sugar – P.D.S.                          | 0.32              | 3.81          | 653  | 3518                 |
| 261                                   | sugar – other sources                   | 0.91              | 13.97         | 853  | 4470                 |
| 262                                   | gur                                     | 0.21              | 2.41          | 299  | 1434                 |
| 269                                   | sugar : s.t. (260-264)                  | 1.44              | 20.24         | 969  | 5226                 |
| 279                                   | salt                                    | 0.59              | 1.46          | 982  | 5265                 |
| 280                                   | turmeric (gm)                           | 47.17             | 2.60          | 956  | 5072                 |
| 281                                   | black pepper (gm)                       | 5.81              | 1.10          | 283  | 1390                 |
| 282                                   | dry chillies (gm)                       | 83.42             | 4.70          | 921  | 4743                 |
| 283                                   | garlic (gm)                             | 57.30             | 2.11          | 821  | 4315                 |
| 284                                   | tamarind (gm)                           | 32.95             | 1.15          | 319  | 1490                 |
| 285                                   | ginger (gm)                             | 29.81             | 1.24          | 548  | 3041                 |
| 286                                   | curry powder (gm)                       | 13.85             | 1.12          | 241  | 1144                 |
| 287                                   | oilseeds (gm)                           | 8.58              | 0.35          | 252  | 1169                 |
| 288                                   | other spices (gm)                       | 64.55             | 4.95          | 877  | 4497                 |
| 289                                   | spices : s.t. (280-288)                 | -                 | 19.31         | 986  | 5266                 |
| 290                                   | tea : cups (no.)                        | 4.88              | 7.40          | 436  | 2281                 |
| 291                                   | tea : leaf (gm)                         | 86.67             | 11.55         | 859  | 4794                 |
| 293                                   | coffee: powder (gm)                     | 6.88              | 0.94          | 101  | 450                  |
| 295                                   | cold beverages: bottled/canned (no.)    | 0.11              | 0.57          | 31   | 226                  |
| 298                                   | other beverages (cocoa, chocolate etc.) | 0.00              | 0.57          | 36   | 225                  |
| 300                                   | biscuits                                | 2.20              | 3.55          | 449  | 2584                 |
| 301                                   | salted refreshments                     | 1.45              | 3.15          | 374  | 1850                 |
| 302                                   | prepared sweets                         | 0.19              | 2.64          | 187  | 1083                 |
| 303                                   | cooked meals (no.)                      | 0.64              | 6.73          | 83   | 461                  |
| 305                                   | pickles (gm)                            | 15.34             | 0.87          | 186  | 964                  |
| 308                                   | other processed food                    | -                 | 2.98          | 187  | 1015                 |
| 309                                   | beverages etc.: s.t. (290-308)          | -                 | 41.86         | 983  | 5264                 |
| 888                                   | total food                              | -                 | 466.00        | 999  | 5336                 |
| <b>MPCE class : Rs 950 &amp; more</b> |   |                   |               |  |                      |
| 101                                   | rice – P.D.S.                           | 0.71              | 5.56          | 186  | 1456                 |
| 102                                   | rice – other sources                    | 5.45              | 66.26         | 845  | 6377                 |
| 103                                   | chira                                   | 0.09              | 1.13          | 108  | 847                  |

\* Unless otherwise specified

(Contd.)

NSS Report No. 461: Consumption of Some Important Commodities in India, 1999-2000

**Table 1R : Monthly per capita quantity and value of consumption for food items by MPCE class for all-India**

| all-India                             |   |                   |               | Rural                                      |                      |
|---------------------------------------|---|-------------------|---------------|--|----------------------|
| item code                             | item  | quantity<br>(kg*) | value<br>(Rs) | no. of households<br>reporting consumption |                      |
|                                       |   |                   |               | per 1000<br>households                     | sample<br>households |
| (1)                                   | (2)   | (3)               | (4)           | (5)  | (6)                  |
| <b>MPCE class : Rs 950 &amp; more</b> |   |                   |               |  |                      |
| 105                                   | muri  | 0.10              | 1.67          | 72   | 659                  |
| 106                                   | other rice products                               | 0.05              | 0.51          | 31   | 208                  |
| 107                                   | wheat/atta – P.D.S.                               | 0.28              | 1.95          | 132  | 923                  |
| 108                                   | wheat/atta – other sources                        | 6.09              | 44.50         | 702  | 5109                 |
| 110                                   | maida   | 0.07              | 0.77          | 110  | 972                  |
| 111                                   | suji, rawa  | 0.14              | 1.81          | 314  | 2304                 |
| 113                                   | bread (bakery)                                    | 0.12              | 2.22          | 182  | 1562                 |
| 115                                   | jowar & products                                  | 0.34              | 2.95          | 60   | 340                  |
| 116                                   | bajra & products                                  | 0.35              | 2.46          | 71   | 358                  |
| 117                                   | maize & products                                  | 0.22              | 1.52          | 63   | 601                  |
| 121                                   | ragi & products                                   | 0.12              | 0.71          | 32   | 202                  |
| 129                                   | cereal: s.t. (101 -122)                           | 14.19             | 134.73        | 953  | 7234                 |
| 139                                   | cereal substitutes (tapioca, jackfruit seed etc.) | 0.16              | 1.16          | 123  | 719                  |
| 140                                   | arhar (tur)                                       | 0.36              | 10.72         | 597  | 3898                 |
| 141                                   | gram (split)                                      | 0.14              | 2.90          | 400  | 2923                 |
| 142                                   | gram (whole)                                      | 0.08              | 1.69          | 249  | 1966                 |
| 143                                   | moong   | 0.22              | 5.58          | 601  | 4267                 |
| 144                                   | masur   | 0.15              | 3.76          | 362  | 3105                 |
| 145                                   | urd   | 0.19              | 5.04          | 457  | 3367                 |
| 146                                   | peas  | 0.03              | 0.54          | 87   | 661                  |
| 150                                   | other pulses                                      | 0.06              | 1.60          | 169  | 1617                 |
| 152                                   | besan   | 0.12              | 2.51          | 340  | 2311                 |
| 153                                   | other pulse products                              | 0.01              | 0.50          | 94   | 707                  |
| 159                                   | pulses & pulse products: s.t. (140 -153)          | 1.39              | 35.27         | 941  | 7119                 |
| 160                                   | milk: liquid (litre)                              | 11.99             | 129.76        | 882  | 6355                 |
| 161                                   | baby food   | 0.01              | 0.57          | 13   | 130                  |
| 162                                   | milk : condensed/ powder                          | 0.06              | 1.54          | 36   | 674                  |
| 163                                   | curd  | 0.09              | 1.50          | 60   | 602                  |
| 164                                   | ghee  | 0.18              | 15.41         | 261  | 1966                 |
| 165                                   | butter  | 0.02              | 0.65          | 19   | 236                  |
| 169                                   | milk & milk products: s.t.(160-167)               | -                 | 150.01        | 913  | 6871                 |
| 170                                   | vanaspati, margarine                              | 0.15              | 5.73          | 219  | 1754                 |
| 171                                   | mustard oil                                       | 0.29              | 10.71         | 401  | 3434                 |
| 172                                   | groundnut oil                                     | 0.23              | 9.73          | 255  | 1556                 |
| 173                                   | coconut oil                                       | 0.06              | 3.18          | 121  | 890                  |
| 174                                   | edible oil (others)                               | 0.14              | 5.55          | 212  | 1649                 |
| 179                                   | edible oil: s.t. (170-174)                        | 0.88              | 34.88         | 929  | 7052                 |

\* Unless otherwise specified

(Contd.)

NSS Report No. 461: Consumption of Some Important Commodities in India, 1999-2000

**Table 1R : Monthly per capita quantity and value of consumption for food items by MPCE class for all-India**

| all-India                             |                                  |                   |               | Rural                                      |                      |
|---------------------------------------|----------------------------------|-------------------|---------------|--|----------------------|
| item code                             | item                             | quantity<br>(kg*) | value<br>(Rs) | no. of households<br>reporting consumption |                      |
|                                       |                                  |                   |               | per 1000<br>households                     | sample<br>households |
| (1)                                   | (2)                              | (3)               | (4)           | (5)  | (6)                  |
| <b>MPCE class : Rs 950 &amp; more</b> |                                  |                   |               |  |                      |
| 180                                   | eggs (no.)                       | 2.77              | 4.74          | 362  | 3200                 |
| 181                                   | fish, prawn                      | 0.46              | 14.96         | 286  | 2598                 |
| 182                                   | goat meat/mutton                 | 0.17              | 11.41         | 254  | 1934                 |
| 183                                   | beef/ buffalo meat               | 0.07              | 2.92          | 76   | 906                  |
| 184                                   | pork                             | 0.01              | 0.67          | 17   | 453                  |
| 185                                   | chicken                          | 0.10              | 5.71          | 189  | 1876                 |
| 189                                   | egg, fish & meat: s.t. (180-186) | -                 | 40.56         | 517  | 4455                 |
| 190                                   | potato                           | 1.80              | 8.15          | 889  | 6804                 |
| 191                                   | onion                            | 0.97              | 6.87          | 913  | 6929                 |
| 192                                   | radish                           | 0.22              | 0.92          | 245  | 1911                 |
| 193                                   | carrot                           | 0.18              | 1.20          | 289  | 2163                 |
| 197                                   | arum                             | 0.07              | 0.53          | 120  | 999                  |
| 198                                   | pumpkin                          | 0.17              | 0.86          | 197  | 1848                 |
| 200                                   | gourd                            | 0.23              | 1.37          | 285  | 2102                 |
| 201                                   | bitter gourd                     | 0.10              | 1.10          | 248  | 1972                 |
| 202                                   | cucumber                         | 0.15              | 1.05          | 218  | 1715                 |
| 203                                   | parwal / patal                   | 0.08              | 0.76          | 98   | 791                  |
| 204                                   | jhinga / torai                   | 0.15              | 1.04          | 201  | 1268                 |
| 207                                   | cauliflower                      | 0.35              | 2.32          | 332  | 2640                 |
| 208                                   | cabbage                          | 0.28              | 2.13          | 445  | 3554                 |
| 210                                   | brinjal                          | 0.51              | 3.57          | 646  | 4813                 |
| 211                                   | lady's finger                    | 0.26              | 2.45          | 476  | 3456                 |
| 212                                   | palak/other leafy vegetables     | 0.53              | 2.98          | 548  | 4335                 |
| 213                                   | french beans and barbati         | 0.08              | 0.79          | 169  | 1516                 |
| 214                                   | tomato                           | 0.67              | 6.17          | 796  | 5964                 |
| 215                                   | peas                             | 0.11              | 1.02          | 149  | 1182                 |
| 216                                   | chillies (green)                 | 0.55              | 2.60          | 766  | 5679                 |
| 221                                   | lemon (no.)                      | 1.95              | 1.49          | 396  | 2888                 |
| 222                                   | other vegetables                 | 0.41              | 3.21          | 390  | 3096                 |
| 229                                   | vegetables: s.t. (190-222)       | -                 | 53.97         | 950  | 7225                 |
| 230                                   | banana (no.)                     | 7.51              | 7.08          | 644  | 5095                 |
| 234                                   | coconut (no.)                    | 1.37              | 7.63          | 340  | 2453                 |
| 235                                   | guava                            | 0.12              | 0.85          | 150  | 996                  |
| 237                                   | orange,mausami (no.)             | 0.59              | 1.15          | 100  | 997                  |
| 240                                   | mango                            | 0.35              | 4.42          | 179  | 1215                 |
| 245                                   | apple                            | 0.24              | 3.25          | 206  | 1931                 |
| 246                                   | grapes                           | 0.06              | 1.54          | 148  | 1262                 |

\* Unless otherwise specified

(Contd.)

NSS Report No. 461: Consumption of Some Important Commodities in India, 1999-2000

**Table 1R : Monthly per capita quantity and value of consumption for food items by MPCE class for all-India**

| all-India                            |   |                   |               | Rural                                      |                      |
|--------------------------------------|---|-------------------|---------------|--|----------------------|
| item code                            | item                                    | quantity<br>(kg*) | value<br>(Rs) | no. of households<br>reporting consumption |                      |
|                                      |   |                   |               | per 1000<br>households                     | sample<br>households |
| (1)                                  | (2)                                     | (3)               | (4)           | (5)  | (6)                  |
| <b>MPCE class : Rs 950 and above</b> |   |                   |               |  |                      |
| 247                                  | other fresh fruits                      | -                 | 1.37          | 117  | 917                  |
| 249                                  | fruits (fresh) : s.t. (230-247)         | -                 | 28.73         | 853  | 6506                 |
| 250                                  | coconut (copra)                         | 0.03              | 1.38          | 108  | 691                  |
| 251                                  | groundnut                               | 0.08              | 2.29          | 241  | 1553                 |
| 253                                  | cashewnut                               | 0.01              | 0.67          | 44   | 388                  |
| 256                                  | rais in (kishmish, monacca etc.)        | 0.02              | 0.64          | 54   | 473                  |
| 257                                  | other dry fruits                        | 0.03              | 1.12          | 45   | 380                  |
| 259                                  | fruits (dry) : s.t. (250-257)           | 0.18              | 6.65          | 340  | 2425                 |
| 260                                  | sugar – P.D.S.                          | 0.34              | 4.21          | 588  | 4488                 |
| 261                                  | sugar – other sources                   | 1.25              | 19.94         | 848  | 6341                 |
| 262                                  | gur                                     | 0.22              | 2.69          | 288  | 1890                 |
| 269                                  | sugar : s.t. (260-264)                  | 1.82              | 26.95         | 942  | 7167                 |
| 279                                  | salt                                    | 0.43              | 1.66          | 946  | 7188                 |
| 280                                  | turmeric (gm)                           | 50.19             | 2.80          | 911  | 6864                 |
| 281                                  | black pepper (gm)                       | 7.11              | 1.41          | 310  | 2396                 |
| 282                                  | dry chillies (gm)                       | 93.77             | 5.40          | 876  | 6442                 |
| 283                                  | garlic (gm)                             | 65.07             | 2.55          | 765  | 5845                 |
| 284                                  | tamarind (gm)                           | 39.87             | 1.55          | 333  | 2374                 |
| 285                                  | ginger (gm)                             | 38.16             | 4.41          | 558  | 4503                 |
| 286                                  | curry powder (gm)                       | 16.11             | 1.30          | 247  | 1820                 |
| 287                                  | oilseeds (gm)                           | 9.18              | 8.10          | 243  | 1771                 |
| 288                                  | other spices (gm)                       | 78.75             | 6.11          | 854  | 6191                 |
| 289                                  | spices : s.t. (280-288)                 | -                 | 33.63         | 949  | 7193                 |
| 290                                  | tea : cups (no.)                        | 6.63              | 10.61         | 450  | 3543                 |
| 291                                  | tea : leaf (gm)                         | 111.53            | 15.31         | 859  | 6647                 |
| 293                                  | coffee: powder (gm)                     | 9.33              | 1.45          | 118  | 923                  |
| 295                                  | cold beverages: bottled/canned (no.)    | 0.16              | 1.22          | 57   | 616                  |
| 296                                  | fruit juice and shake (glass)           | 0.10              | 0.56          | 22   | 209                  |
| 297                                  | coconut: green (no.)                    | 0.14              | 0.61          | 46   | 431                  |
| 298                                  | other beverages (cocoa, chocolate etc.) | 0.00              | 0.96          | 43   | 400                  |
| 300                                  | biscuits                                | 2.52              | 5.50          | 485  | 4027                 |
| 301                                  | salted refreshments                     | 1.27              | 4.96          | 395  | 2922                 |
| 302                                  | prepared sweets                         | 0.28              | 4.49          | 215  | 1847                 |
| 303                                  | cooked meals (no.)                      | 1.60              | 20.37         | 145  | 1028                 |
| 305                                  | pickles (gm)                            | 23.43             | 1.25          | 209  | 1678                 |
| 308                                  | other processed food                    | -                 | 5.59          | 208  | 1541                 |
| 309                                  | beverages etc.: s.t. (290-308)          | -                 | 73.87         | 989  | 7406                 |

\* Unless otherwise specified

(Contd.)

NSS Report No. 461: Consumption of Some Important Commodities in India, 1999-2000

**Table 1R : Monthly per capita quantity and value of consumption for food items by MPCE class for all-India**

| all-India                             |  |                   |               | Rural                                      |                      |
|---------------------------------------|--|-------------------|---------------|--|----------------------|
| item code                             | item                                     | quantity<br>(kg*) | value<br>(Rs) | no. of households<br>reporting consumption |                      |
|                                       |  |                   |               | per 1000<br>households                     | sample<br>households |
| (1)                                   | (2)                                      | (3)               | (4)           | (5)  | (6)                  |
| <b>MPCE class : Rs 950 &amp; more</b> |  |                   |               |  |                      |
| 888                                   | total food                               | -                 | 622.00        | 1000                                       | 7474                 |
| <b>MPCE class : all</b>               |  |                   |               |  |                      |
| 101                                   | rice - P.D.S.                            | 0.80              | 4.43          | 312  | 22216                |
| 102                                   | rice - other sources                     | 5.79              | 59.16         | 873  | 62073                |
| 103                                   | chira                                    | 0.06              | 0.76          | 100  | 7630                 |
| 105                                   | muri                                     | 0.10              | 1.63          | 133  | 9628                 |
| 107                                   | wheat/atta - P.D.S.                      | 0.22              | 1.17          | 156  | 9558                 |
| 108                                   | wheat/atta - other sources               | 4.23              | 29.93         | 588  | 40907                |
| 111                                   | suji, rawa                               | 0.04              | 0.52          | 156  | 11458                |
| 115                                   | jowar & products                         | 0.50              | 3.56          | 92   | 5094                 |
| 116                                   | bajra & products                         | 0.38              | 2.56          | 63   | 3680                 |
| 117                                   | maize & products                         | 0.32              | 1.90          | 69   | 5882                 |
| 121                                   | ragi & products                          | 0.15              | 0.90          | 55   | 3180                 |
| 129                                   | cereal: s.t. (101 -122)                  | 12.72             | 107.75        | 988  | 70815                |
| 140                                   | arhar (tur)                              | 0.23              | 6.49          | 529  | 33379                |
| 141                                   | gram (split)                             | 0.08              | 1.47          | 295  | 20481                |
| 142                                   | gram (whole)                             | 0.03              | 0.51          | 110  | 8955                 |
| 143                                   | moong                                    | 0.10              | 2.55          | 392  | 27858                |
| 144                                   | masur                                    | 0.14              | 3.10          | 371  | 29668                |
| 145                                   | urd                                      | 0.09              | 2.14          | 309  | 21964                |
| 146                                   | peas                                     | 0.04              | 0.61          | 90   | 6040                 |
| 150                                   | other pulses                             | 0.04              | 0.82          | 135  | 11308                |
| 152                                   | besan                                    | 0.04              | 0.82          | 207  | 14299                |
| 159                                   | pulses & pulse products: s.t. (140 -153) | 0.84              | 19.14         | 967  | 68804                |
| 160                                   | milk: liquid (litre)                     | 3.79              | 38.37         | 678  | 48376                |
| 164                                   | ghee                                     | 0.03              | 3.03          | 89   | 7364                 |
| 169                                   | milk & milk products: s.t.(160-167)      | -                 | 42.56         | 711  | 51937                |
| 170                                   | vanaspati, margarine                     | 0.04              | 1.47          | 135  | 10897                |
| 171                                   | mustard oil                              | 0.24              | 8.29          | 501  | 39520                |
| 172                                   | groundnut oil                            | 0.12              | 4.84          | 248  | 14723                |
| 173                                   | coconut oil                              | 0.01              | 0.62          | 40   | 3290                 |
| 174                                   | edible oil (others)                      | 0.09              | 2.94          | 215  | 14421                |
| 179                                   | edible oil: s.t. (170-174)               | 0.50              | 18.16         | 980  | 69942                |
| 180                                   | eggs (no.)                               | 1.09              | 1.81          | 293  | 22738                |
| 181                                   | fish, prawn                              | 0.21              | 6.22          | 336  | 26530                |
| 182                                   | goat meat/mutton                         | 0.07              | 4.47          | 203  | 14321                |
| 183                                   | beef/ buffalo meat                       | 0.04              | 1.21          | 68   | 6830                 |

\* Unless otherwise specified

(Contd.)

NSS Report No. 461: Consumption of Some Important Commodities in India, 1999-2000

**Table 1R : Monthly per capita quantity and value of consumption for food items by MPCE class for all-India**

| all-India               |                                  |                   |               | Rural                                      |                      |
|-------------------------|----------------------------------|-------------------|---------------|--|----------------------|
| item code               | item                             | quantity<br>(kg*) | value<br>(Rs) | no. of households<br>reporting consumption |                      |
|                         |                                  |                   |               | per 1000<br>households                     | sample<br>households |
| (1)                     | (2)                              | (3)               | (4)           | (5)  | (6)                  |
| <b>MPCE class : all</b> |                                  |                   |               |  |                      |
| 185                     | chicken                          | 0.04              | 2.02          | 138  | 11404                |
| 189                     | egg, fish & meat: s.t. (180-186) | -                 | 16.14         | 579  | 44087                |
| 190                     | potato                           | 1.61              | 6.68          | 913  | 65933                |
| 191                     | onion                            | 0.58              | 3.68          | 932  | 66483                |
| 192                     | radish                           | 0.15              | 0.50          | 223  | 16554                |
| 193                     | carrot                           | 0.05              | 0.30          | 131  | 9984                 |
| 197                     | arum                             | 0.05              | 0.29          | 105  | 8863                 |
| 198                     | pumpkin                          | 0.17              | 0.67          | 243  | 19729                |
| 200                     | gourd                            | 0.17              | 0.78          | 263  | 18863                |
| 201                     | bitter gourd                     | 0.05              | 0.41          | 167  | 12615                |
| 202                     | cucumber                         | 0.06              | 0.37          | 143  | 10460                |
| 203                     | parwal / patal                   | 0.05              | 0.44          | 110  | 7812                 |
| 204                     | jhinga / torai                   | 0.15              | 0.81          | 227  | 15014                |
| 207                     | cauliflower                      | 0.19              | 1.06          | 257  | 19145                |
| 208                     | cabbage                          | 0.18              | 1.02          | 340  | 25265                |
| 210                     | brinjal                          | 0.39              | 2.40          | 707  | 48650                |
| 211                     | lady's finger                    | 0.14              | 1.09          | 375  | 25779                |
| 212                     | palak/other leafy vegetables     | 0.46              | 1.95          | 601  | 43793                |
| 213                     | french beans and barbati         | 0.04              | 0.29          | 111  | 9341                 |
| 214                     | tomato                           | 0.35              | 2.52          | 644  | 45152                |
| 216                     | chillies (green)                 | 0.26              | 1.70          | 792  | 55652                |
| 221                     | lemon (no.)                      | 0.55              | 0.40          | 229  | 16661                |
| 222                     | other vegetables                 | 0.26              | 1.67          | 383  | 29303                |
| 229                     | vegetables: s.t. (190-222)       | -                 | 29.98         | 987  | 70749                |
| 230                     | banana (no.)                     | 2.48              | 1.90          | 413  | 31343                |
| 234                     | coconut (no.)                    | 0.37              | 1.92          | 243  | 16765                |
| 235                     | guava                            | 0.07              | 0.32          | 111  | 7288                 |
| 240                     | mango                            | 0.10              | 1.04          | 104  | 7302                 |
| 249                     | fruits (fresh) : s.t. (230-247)  | -                 | 6.89          | 652  | 47926                |
| 251                     | groundnut                        | 0.05              | 0.83          | 157  | 9579                 |
| 259                     | fruits (dry) : s.t. (250-257)    | 0.07              | 1.47          | 207  | 13458                |
| 260                     | sugar - P.D.S.                   | 0.24              | 2.79          | 610  | 44344                |
| 261                     | sugar - other sources            | 0.46              | 7.20          | 699  | 50365                |
| 262                     | gur                              | 0.14              | 1.55          | 291  | 18925                |
| 269                     | sugar : s.t. (260-264)           | 0.84              | 11.57         | 935  | 67216                |
| 279                     | salt                             | 0.39              | 1.09          | 984  | 70495                |
| 280                     | turmeric (gm)                    | 35.23             | 1.79          | 938  | 67143                |

\* Unless otherwise specified

(Contd.)

NSS Report No. 461: Consumption of Some Important Commodities in India, 1999-2000

**Table 1R : Monthly per capita quantity and value of consumption for food items by MPCE class for all-India**

| <b>all-India</b>        |                                |                   |               | <b>Rural</b>                               |                      |
|-------------------------|--------------------------------|-------------------|---------------|--|----------------------|
| item code               | item                           | quantity<br>(kg*) | value<br>(Rs) | no. of households<br>reporting consumption |                      |
|                         |                                |                   |               | per 1000<br>households                     | sample<br>households |
| (1)                     | (2)                            | (3)               | (4)           | (5)  | (6)                  |
| <b>MPCE class : all</b> |                                |                   |               |  |                      |
| 281                     | black pepper (gm)              | 3.01              | 0.59          | 214  | 15008                |
| 282                     | dry chillies (gm)              | 60.67             | 3.18          | 885  | 61145                |
| 283                     | garlic (gm)                    | 40.47             | 1.42          | 796  | 55969                |
| 284                     | tamarind (gm)                  | 25.29             | 0.79          | 274  | 17937                |
| 285                     | ginger (gm)                    | 17.70             | 0.85          | 459  | 34999                |
| 286                     | curry powder (gm)              | 8.50              | 0.61          | 180  | 12158                |
| 287                     | oilseeds (gm)                  | 6.92              | 0.63          | 240  | 15867                |
| 288                     | other spices (gm)              | 48.38             | 3.45          | 871  | 60367                |
| 289                     | spices : s.t. (280-288)        | -                 | 13.32         | 986  | 70525                |
| 290                     | tea : cups (no.)               | 3.11              | 3.93          | 380  | 28390                |
| 291                     | tea : leaf (gm)                | 46.47             | 6.07          | 725  | 55092                |
| 300                     | biscuits                       | 1.18              | 1.84          | 377  | 29345                |
| 301                     | salted refreshments            | 0.69              | 1.60          | 294  | 20737                |
| 302                     | prepared sweets                | 0.10              | 1.07          | 130  | 10034                |
| 303                     | cooked meals (no.)             | 0.32              | 2.92          | 49   | 3792                 |
| 305                     | pickles (gm)                   | 7.48              | 0.40          | 118  | 9014                 |
| 308                     | other processed food           | -                 | 1.50          | 145  | 11398                |
| 309                     | beverages etc.: s.t. (290-308) | -                 | 20.38         | 924  | 66977                |
| 888                     | total food                     | -                 | 289.00        | 999  | 71351                |

\* Unless otherwise specified



**Table 1U : Monthly per capita quantity and value of consumption for food items by MPCE class for all-India**

| <b>all-India</b>               |   | <b>Urban</b>      |               |  |                      |
|--------------------------------|---|-------------------|---------------|--|----------------------|
| item code                      | item                                    | quantity<br>(kg*) | value<br>(Rs) | no. of households<br>reporting consumption |                      |
|                                |   |                   |               | per 1000<br>households                     | sample<br>households |
| (1)                            | (2)                                     | (3)               | (4)           | (5)  | (6)                  |
| <b>MPCE class : Rs 000-300</b> |   |                   |               |  |                      |
| 101                            | rice - P.D.S.                           | 0.66              | 3.29          | 290  | 507                  |
| 102                            | rice - other sources                    | 3.72              | 36.99         | 848  | 1329                 |
| 107                            | wheat/atta - P.D.S.                     | 0.25              | 1.35          | 165  | 295                  |
| 108                            | wheat/atta - other sources              | 3.60              | 26.89         | 622  | 970                  |
| 111                            | suji, rawa                              | 0.02              | 0.26          | 120  | 142                  |
| 115                            | jowar & products                        | 0.43              | 3.05          | 104  | 169                  |
| 116                            | bajra & products                        | 0.09              | 0.58          | 25   | 52                   |
| 117                            | maize & products                        | 0.11              | 0.55          | 20   | 39                   |
| 129                            | cereal: s.t. (101 -122)                 | 8.99              | 74.27         | 941  | 1512                 |
| 140                            | arhar (tur)                             | 0.17              | 4.85          | 591  | 873                  |
| 141                            | gram (split)                            | 0.04              | 0.81          | 238  | 360                  |
| 143                            | moong                                   | 0.05              | 1.21          | 287  | 476                  |
| 144                            | masur                                   | 0.10              | 2.34          | 384  | 613                  |
| 145                            | urd                                     | 0.06              | 1.04          | 253  | 350                  |
| 152                            | besan                                   | 0.02              | 0.40          | 162  | 260                  |
| 159                            | pulses & pulse products: s.t. (140-153) | 0.50              | 11.63         | 899  | 1451                 |
| 160                            | milk: liquid (litre)                    | 1.27              | 13.02         | 589  | 913                  |
| 169                            | milk & milk products: s.t.(160-167)     | -                 | 13.64         | 624  | 970                  |
| 170                            | vanaspati, margarine                    | 0.01              | 0.56          | 114  | 151                  |
| 171                            | mustard oil                             | 0.15              | 5.17          | 502  | 776                  |
| 172                            | groundnut oil                           | 0.06              | 2.26          | 178  | 315                  |
| 174                            | edible oil (others)                     | 0.08              | 2.74          | 275  | 385                  |
| 179                            | edible oil: s.t. (170-174)              | 0.31              | 10.92         | 938  | 1502                 |
| 180                            | eggs (no.)                              | 0.51              | 0.86          | 226  | 377                  |
| 181                            | fish, prawn                             | 0.06              | 1.89          | 223  | 396                  |
| 182                            | goat meat/mutton                        | 0.03              | 1.66          | 135  | 245                  |
| 183                            | beef/ buffalo meat                      | 0.08              | 2.07          | 142  | 235                  |
| 185                            | chicken                                 | 0.01              | 0.73          | 80   | 120                  |
| 189                            | egg, fish & meat: s.t. (180-186)        | -                 | 7.35          | 532  | 907                  |
| 190                            | potato                                  | 1.13              | 4.55          | 873  | 1395                 |
| 191                            | onion                                   | 0.37              | 2.36          | 899  | 1431                 |
| 192                            | radish                                  | 0.08              | 0.23          | 185  | 304                  |
| 198                            | pumpkin                                 | 0.11              | 0.44          | 233  | 351                  |
| 200                            | gourd                                   | 0.20              | 0.51          | 241  | 363                  |
| 201                            | bitter gourd                            | 0.04              | 0.21          | 137  | 150                  |
| 203                            | parwal / patal                          | 0.03              | 0.24          | 110  | 140                  |
| 204                            | jhinga / torai                          | 0.11              | 0.60          | 279  | 367                  |
| 207                            | cauliflower                             | 0.14              | 0.69          | 227  | 382                  |
| 208                            | cabbage                                 | 0.11              | 0.56          | 267  | 471                  |
| 210                            | brinjal                                 | 0.27              | 1.53          | 699  | 1075                 |
| 211                            | lady's finger                           | 0.09              | 0.60          | 331  | 493                  |

(Contd.)

\* Unless otherwise specified

NSS Report No. 461: Consumption of Some Important Commodities in India, 1999-2000

**Table 1U : Monthly per capita quantity and value of consumption for food items by MPCE class for all-India**

| <b>all-India</b>               |                                 | <b>Urban</b>      |               |                         |                                     |
|--------------------------------|---------------------------------|-------------------|---------------|-------------------------|-------------------------------------|
| item code                      | item                            | quantity<br>(kg*) | value<br>(Rs) | no. of households       |                                     |
|                                |                                 |                   |               | reporting<br>households | consumption<br>sample<br>households |
| (1)                            | (2)                             | (3)               | (4)           | (5)                     | (6)                                 |
| <b>MPCE class : Rs 000-300</b> |                                 |                   |               |                         |                                     |
| 212                            | palak/other leafy vegetables    | 0.26              | 1.11          | 534                     | 882                                 |
| 214                            | tomato                          | 0.22              | 1.49          | 588                     | 976                                 |
| 216                            | chillis (green)                 | 0.10              | 1.13          | 753                     | 1217                                |
| 221                            | lemon (no.)                     | 0.27              | 0.17          | 177                     | 296                                 |
| 222                            | other vegetables                | 0.13              | 0.80          | 267                     | 471                                 |
| 229                            | vegetables: s.t. (190-222)      | -                 | 18.14         | 940                     | 1507                                |
| 230                            | banana (no.)                    | 1.06              | 0.71          | 287                     | 495                                 |
| 234                            | coconut (no.)                   | 0.11              | 0.54          | 134                     | 238                                 |
| 235                            | guava                           | 0.03              | 0.16          | 101                     | 158                                 |
| 240                            | mango                           | 0.06              | 0.50          | 111                     | 142                                 |
| 249                            | fruits (fresh) : s.t. (230-247) | -                 | 2.22          | 529                     | 847                                 |
| 251                            | groundnut                       | 0.01              | 0.29          | 113                     | 169                                 |
| 259                            | fruits (dry) : s.t. (250-257)   | 0.01              | 0.41          | 141                     | 226                                 |
| 260                            | sugar - P.D.S.                  | 0.21              | 2.55          | 517                     | 891                                 |
| 261                            | sugar - other sources           | 0.23              | 3.74          | 608                     | 942                                 |
| 262                            | gur                             | 0.04              | 0.39          | 116                     | 210                                 |
| 269                            | sugar : s.t. (260-264)          | 0.48              | 6.68          | 873                     | 1398                                |
| 279                            | salt                            | 0.33              | 0.83          | 940                     | 1504                                |
| 280                            | turmeric (gm)                   | 25.07             | 1.26          | 876                     | 1392                                |
| 281                            | black pepper (gm)               | 1.29              | 0.28          | 140                     | 273                                 |
| 282                            | dry chillies (gm)               | 45.29             | 2.28          | 848                     | 1328                                |
| 283                            | garlic (gm)                     | 25.53             | 0.90          | 685                     | 1162                                |
| 284                            | tamarind (gm)                   | 15.74             | 0.48          | 209                     | 381                                 |
| 285                            | ginger (gm)                     | 9.60              | 0.36          | 366                     | 618                                 |
| 286                            | curry powder (gm)               | 5.04              | 0.35          | 142                     | 256                                 |
| 287                            | oilseeds (gm)                   | 4.99              | 0.33          | 254                     | 339                                 |
| 288                            | other spices (gm)               | 31.16             | 2.19          | 765                     | 1285                                |
| 289                            | spices : s.t. (280-288)         | -                 | 8.44          | 942                     | 1509                                |
| 290                            | tea : cups (no.)                | 2.51              | 3.08          | 383                     | 639                                 |
| 291                            | tea : leaf (gm)                 | 27.92             | 3.47          | 680                     | 1092                                |
| 300                            | biscuits                        | 0.48              | 0.80          | 302                     | 509                                 |
| 301                            | salted refreshments             | 0.25              | 0.58          | 186                     | 320                                 |
| 303                            | cooked meals (no.)              | 0.17              | 0.55          | 26                      | 39                                  |
| 308                            | other processed food            | -                 | 0.88          | 125                     | 205                                 |
| 309                            | beverages etc.: s.t. (290-308)  | -                 | 10.08         | 916                     | 1460                                |
| 888                            | total food                      | -                 | 165.00        | 982                     | 1563                                |
| <b>MPCE class : Rs 300-350</b> |                                 |                   |               |                         |                                     |
| 101                            | rice - P.D.S.                   | 0.67              | 3.44          | 294                     | 498                                 |
| 102                            | rice - other sources            | 4.22              | 42.46         | 898                     | 1424                                |
| 107                            | wheat/atta - P.D.S.             | 0.24              | 1.45          | 157                     | 267                                 |
| 108                            | wheat/atta - other sources      | 4.40              | 33.76         | 687                     | 1064                                |

(Contd.)

\* Unless otherwise specified

NSS Report No. 461: Consumption of Some Important Commodities in India, 1999-2000

**Table 1U : Monthly per capita quantity and value of consumption for food items by MPCE class for all-India**

| <b>all-India</b>               |   | <b>Urban</b>      |               |                         |                                     |
|--------------------------------|---|-------------------|---------------|-------------------------|-------------------------------------|
| item code                      | item                                    | quantity<br>(kg*) | value<br>(Rs) | no. of households       |                                     |
|                                |   |                   |               | reporting<br>households | consumption<br>sample<br>households |
| (1)                            | (2)                                     | (3)               | (4)           | (5)                     | (6)                                 |
| <b>MPCE class : Rs 300-350</b> |   |                   |               |                         |                                     |
| 111                            | suji, rawa                              | 0.03              | 0.39          | 152                     | 210                                 |
| 115                            | jowar & products                        | 0.31              | 2.27          | 82                      | 137                                 |
| 116                            | bajra & products                        | 0.08              | 0.53          | 31                      | 62                                  |
| 129                            | cereal: s.t. (101 -122)                 | 10.15             | 86.41         | 978                     | 1565                                |
| 140                            | arhar (tur)                             | 0.21              | 6.02          | 626                     | 984                                 |
| 141                            | gram (split)                            | 0.05              | 1.07          | 293                     | 444                                 |
| 143                            | moong                                   | 0.07              | 1.73          | 354                     | 596                                 |
| 144                            | masur                                   | 0.13              | 2.93          | 407                     | 674                                 |
| 145                            | urd                                     | 0.05              | 1.35          | 289                     | 457                                 |
| 152                            | besan                                   | 0.02              | 0.49          | 197                     | 321                                 |
| 159                            | pulses & pulse products: s.t. (140-153) | 0.60              | 14.81         | 962                     | 1537                                |
| 160                            | milk: liquid (litre)                    | 1.68              | 18.89         | 691                     | 1104                                |
| 164                            | ghee                                    | 0.01              | 0.87          | 49                      | 74                                  |
| 169                            | milk & milk products: s.t.(160-167)     | -                 | 20.68         | 731                     | 1159                                |
| 170                            | vanaspati, margarine                    | 0.03              | 0.97          | 145                     | 233                                 |
| 171                            | mustard oil                             | 0.16              | 6.41          | 487                     | 764                                 |
| 172                            | groundnut oil                           | 0.08              | 3.46          | 219                     | 363                                 |
| 174                            | edible oil (others)                     | 0.09              | 3.08          | 259                     | 411                                 |
| 179                            | edible oil: s.t. (170-174)              | 0.37              | 14.16         | 973                     | 1553                                |
| 180                            | eggs (no.)                              | 0.71              | 1.20          | 274                     | 458                                 |
| 181                            | fish, prawn                             | 0.10              | 2.96          | 270                     | 441                                 |
| 182                            | goat meat/mutton                        | 0.04              | 2.96          | 190                     | 336                                 |
| 183                            | beef/ buffalo meat                      | 0.10              | 2.95          | 159                     | 264                                 |
| 185                            | chicken                                 | 0.01              | 0.81          | 94                      | 159                                 |
| 189                            | egg, fish & meat: s.t. (180-186)        | -                 | 11.05         | 625                     | 1036                                |
| 190                            | potato                                  | 1.32              | 5.44          | 923                     | 1466                                |
| 191                            | onion                                   | 0.46              | 2.91          | 944                     | 1508                                |
| 192                            | radish                                  | 0.09              | 0.28          | 210                     | 336                                 |
| 193                            | carrot                                  | 0.04              | 0.21          | 126                     | 207                                 |
| 197                            | arum                                    | 0.03              | 0.22          | 117                     | 174                                 |
| 198                            | pumpkin                                 | 0.11              | 0.48          | 224                     | 381                                 |
| 200                            | gourd                                   | 0.13              | 0.61          | 276                     | 462                                 |
| 201                            | bitter gourd                            | 0.03              | 0.28          | 153                     | 226                                 |
| 202                            | cucumber                                | 0.04              | 0.20          | 106                     | 193                                 |
| 203                            | parwal / patal                          | 0.05              | 0.49          | 153                     | 218                                 |
| 204                            | jhinga / torai                          | 0.13              | 0.76          | 253                     | 354                                 |
| 207                            | cauliflower                             | 0.17              | 0.95          | 278                     | 429                                 |
| 208                            | cabbage                                 | 0.13              | 0.79          | 322                     | 542                                 |
| 210                            | brinjal                                 | 0.34              | 2.05          | 743                     | 1166                                |
| 211                            | lady's finger                           | 0.13              | 0.97          | 406                     | 629                                 |
| 212                            | palak/other leafy vegetables            | 0.31              | 1.41          | 597                     | 950                                 |

(Contd.)

\* Unless otherwise specified

NSS Report No. 461: Consumption of Some Important Commodities in India, 1999-2000

**Table 1U : Monthly per capita quantity and value of consumption for food items by MPCE class for all-India**

| <b>all-India</b>               |                                 | <b>Urban</b>      |               |                         |                                     |
|--------------------------------|---------------------------------|-------------------|---------------|-------------------------|-------------------------------------|
| item code                      | item                            | quantity<br>(kg*) | value<br>(Rs) | no. of households       |                                     |
|                                |                                 |                   |               | reporting<br>households | consumption<br>sample<br>households |
| (1)                            | (2)                             | (3)               | (4)           | (5)                     | (6)                                 |
| <b>MPCE class : Rs 300-350</b> |                                 |                   |               |                         |                                     |
| 213                            | french beans and barbati        | 0.02              | 0.21          | 106                     | 180                                 |
| 214                            | tomato                          | 0.29              | 2.10          | 680                     | 1111                                |
| 216                            | chillis (green)                 | 0.26              | 1.27          | 809                     | 1298                                |
| 221                            | lemon (no.)                     | 0.42              | 0.28          | 238                     | 390                                 |
| 222                            | other vegetables                | 0.15              | 1.00          | 314                     | 521                                 |
| 229                            | vegetables: s.t. (190-222)      | -                 | 23.53         | 976                     | 1562                                |
| 230                            | banana (no.)                    | 1.63              | 1.06          | 418                     | 657                                 |
| 234                            | coconut (no.)                   | 0.15              | 0.76          | 196                     | 316                                 |
| 235                            | guava                           | 0.04              | 0.23          | 133                     | 196                                 |
| 240                            | mango                           | 0.11              | 0.84          | 129                     | 159                                 |
| 249                            | fruits (fresh) : s.t. (230-247) | -                 | 3.59          | 663                     | 1032                                |
| 251                            | groundnut                       | 0.10              | 0.40          | 121                     | 188                                 |
| 259                            | fruits (dry) : s.t. (250-257)   | 0.10              | 0.62          | 155                     | 253                                 |
| 260                            | sugar - P.D.S.                  | 0.26              | 3.13          | 619                     | 988                                 |
| 261                            | sugar - other sources           | 0.29              | 4.66          | 673                     | 1072                                |
| 262                            | gur                             | 0.04              | 0.44          | 135                     | 240                                 |
| 269                            | sugar : s.t. (260-264)          | 0.58              | 8.24          | 936                     | 1483                                |
| 279                            | salt                            | 0.26              | 0.91          | 969                     | 1555                                |
| 280                            | turmeric (gm)                   | 28.16             | 1.39          | 921                     | 1466                                |
| 281                            | black pepper (gm)               | 2.17              | 0.47          | 227                     | 350                                 |
| 282                            | dry chillies (gm)               | 51.08             | 2.56          | 889                     | 1429                                |
| 283                            | garlic (gm)                     | 33.26             | 1.15          | 787                     | 1260                                |
| 284                            | tamarind (gm)                   | 21.06             | 0.65          | 254                     | 417                                 |
| 285                            | ginger (gm)                     | 12.96             | 0.51          | 447                     | 711                                 |
| 286                            | curry powder (gm)               | 6.71              | 0.51          | 190                     | 302                                 |
| 287                            | oilseeds (gm)                   | 5.27              | 0.18          | 216                     | 357                                 |
| 288                            | other spices (gm)               | 38.01             | 2.76          | 859                     | 1381                                |
| 289                            | spices : s.t. (280-288)         | -                 | 10.18         | 977                     | 1562                                |
| 290                            | tea : cups (no.)                | 3.20              | 4.17          | 434                     | 681                                 |
| 291                            | tea : leaf (gm)                 | 35.15             | 4.58          | 766                     | 1239                                |
| 300                            | biscuits                        | 0.86              | 1.36          | 402                     | 613                                 |
| 301                            | salted refreshments             | 0.43              | 1.02          | 277                     | 423                                 |
| 302                            | prepared sweets                 | 0.10              | 0.53          | 108                     | 164                                 |
| 303                            | cooked meals (no.)              | 0.25              | 1.16          | 32                      | 52                                  |
| 308                            | other processed food            | -                 | 0.99          | 114                     | 201                                 |
| 309                            | beverages etc.: s.t. (290-308)  | -                 | 14.35         | 967                     | 1529                                |
| 888                            | total food                      | -                 | 209.00        | 999                     | 1584                                |
| <b>MPCE class : Rs 350-425</b> |                                 |                   |               |                         |                                     |
| 101                            | rice - P.D.S.                   | 0.83              | 5.08          | 301                     | 1005                                |
| 102                            | rice - other sources            | 4.33              | 46.21         | 895                     | 2936                                |
| 105                            | muri                            | 0.04              | 0.68          | 99                      | 365                                 |

(Contd.)

\* Unless otherwise specified

NSS Report No. 461: Consumption of Some Important Commodities in India, 1999-2000

**Table 1U : Monthly per capita quantity and value of consumption for food items by MPCE class for all-India**

| <b>all-India</b>               |   | <b>Urban</b>      |               |                         |                                     |
|--------------------------------|---|-------------------|---------------|-------------------------|-------------------------------------|
| item code                      | item                                    | quantity<br>(kg*) | value<br>(Rs) | no. of households       |                                     |
|                                |   |                   |               | reporting<br>households | consumption<br>sample<br>households |
| (1)                            | (2)                                     | (3)               | (4)           | (5)                     | (6)                                 |
| <b>MPCE class : Rs 350-425</b> |   |                   |               |                         |                                     |
| 107                            | wheat/atta - P.D.S.                     | 0.28              | 1.80          | 168                     | 558                                 |
| 108                            | wheat/atta - other sources              | 4.08              | 31.28         | 658                     | 2172                                |
| 111                            | suji, rawa                              | 0.04              | 0.53          | 203                     | 572                                 |
| 113                            | bread (bakery)                          | 0.04              | 0.69          | 105                     | 363                                 |
| 115                            | jowar & products                        | 0.34              | 2.59          | 83                      | 260                                 |
| 116                            | bajra & products                        | 0.09              | 0.63          | 25                      | 107                                 |
| 129                            | cereal: s.t. (101 -122)                 | 10.25             | 91.03         | 983                     | 3253                                |
| 140                            | arhar (tur)                             | 0.24              | 6.89          | 668                     | 2117                                |
| 141                            | gram (split)                            | 0.06              | 1.18          | 314                     | 1016                                |
| 143                            | moong                                   | 0.09              | 2.23          | 438                     | 1471                                |
| 144                            | masur                                   | 0.12              | 3.02          | 432                     | 1436                                |
| 145                            | urd                                     | 0.06              | 1.70          | 324                     | 990                                 |
| 152                            | besan                                   | 0.03              | 0.69          | 245                     | 736                                 |
| 159                            | pulses & pulse products: s.t. (140-153) | 0.67              | 17.00         | 975                     | 3215                                |
| 160                            | milk: liquid (litre)                    | 2.21              | 25.17         | 743                     | 2431                                |
| 164                            | ghee                                    | 0.01              | 1.11          | 56                      | 216                                 |
| 169                            | milk & milk products: s.t.(160-167)     | -                 | 27.37         | 795                     | 2634                                |
| 170                            | vanaspati, margarine                    | 0.03              | 1.29          | 165                     | 559                                 |
| 171                            | mustard oil                             | 0.18              | 6.56          | 443                     | 1515                                |
| 172                            | groundnut oil                           | 0.11              | 4.52          | 255                     | 821                                 |
| 174                            | edible oil (others)                     | 0.11              | 3.65          | 279                     | 837                                 |
| 179                            | edible oil: s.t. (170-174)              | 0.44              | 16.47         | 979                     | 3234                                |
| 180                            | eggs (no.)                              | 0.98              | 1.55          | 332                     | 1120                                |
| 181                            | fish, prawn                             | 0.13              | 4.20          | 309                     | 1031                                |
| 182                            | goat meat/mutton                        | 0.05              | 3.89          | 233                     | 744                                 |
| 183                            | beef/ buffalo meat                      | 0.11              | 2.95          | 144                     | 518                                 |
| 185                            | chicken                                 | 0.02              | 1.48          | 140                     | 445                                 |
| 189                            | egg, fish & meat: s.t. (180-186)        | -                 | 14.33         | 667                     | 2235                                |
| 190                            | potato                                  | 1.33              | 5.60          | 924                     | 3066                                |
| 191                            | onion                                   | 0.52              | 3.35          | 954                     | 3152                                |
| 192                            | radish                                  | 0.11              | 0.39          | 240                     | 739                                 |
| 193                            | carrot                                  | 0.05              | 0.27          | 158                     | 532                                 |
| 197                            | arum                                    | 0.04              | 0.26          | 127                     | 391                                 |
| 198                            | pumpkin                                 | 0.12              | 0.56          | 256                     | 782                                 |
| 200                            | gourd                                   | 0.16              | 0.77          | 308                     | 981                                 |
| 201                            | bitter gourd                            | 0.04              | 0.35          | 179                     | 544                                 |
| 202                            | cucumber                                | 0.06              | 0.30          | 162                     | 515                                 |
| 203                            | parwal / patal                          | 0.05              | 0.49          | 153                     | 437                                 |
| 204                            | jhinga / torai                          | 0.12              | 0.75          | 257                     | 743                                 |
| 207                            | cauliflower                             | 0.17              | 1.03          | 293                     | 992                                 |
| 208                            | cabbage                                 | 0.18              | 1.10          | 413                     | 1319                                |

(Contd.)

\* Unless otherwise specified

NSS Report No. 461: Consumption of Some Important Commodities in India, 1999-2000

**Table 1U : Monthly per capita quantity and value of consumption for food items by MPCE class for all-India**

| <b>all-India</b>               |                                 | <b>Urban</b>      |               |                         |                                     |
|--------------------------------|---------------------------------|-------------------|---------------|-------------------------|-------------------------------------|
| item code                      | item                            | quantity<br>(kg*) | value<br>(Rs) | no. of households       |                                     |
|                                |                                 |                   |               | reporting<br>households | consumption<br>sample<br>households |
| (1)                            | (2)                             | (3)               | (4)           | (5)                     | (6)                                 |
| <b>MPCE class : Rs 350-425</b> |                                 |                   |               |                         |                                     |
| 210                            | brinjal                         | 0.33              | 2.22          | 759                     | 2447                                |
| 211                            | lady's finger                   | 0.14              | 1.14          | 429                     | 1379                                |
| 212                            | palak/other leafy vegetables    | 0.34              | 1.67          | 638                     | 2070                                |
| 213                            | french beans and barbati        | 0.03              | 0.27          | 132                     | 466                                 |
| 214                            | tomato                          | 0.34              | 2.60          | 743                     | 2435                                |
| 216                            | chillies (green)                | 0.16              | 1.54          | 830                     | 2707                                |
| 221                            | lemon (no.)                     | 0.59              | 0.40          | 288                     | 938                                 |
| 222                            | other vegetables                | 0.22              | 1.33          | 375                     | 1288                                |
| 229                            | vegetables: s.t. (190-222)      | -                 | 27.19         | 981                     | 3246                                |
| 230                            | banana (no.)                    | 2.35              | 1.68          | 492                     | 1557                                |
| 234                            | coconut (no.)                   | 0.25              | 1.31          | 231                     | 732                                 |
| 235                            | guava                           | 0.04              | 0.23          | 119                     | 380                                 |
| 240                            | mango                           | 0.09              | 0.96          | 124                     | 334                                 |
| 249                            | fruits (fresh) : s.t. (230-247) | -                 | 5.14          | 724                     | 2317                                |
| 251                            | groundnut                       | 0.02              | 0.57          | 142                     | 448                                 |
| 259                            | fruits (dry) : s.t. (250-257)   | 0.04              | 0.95          | 204                     | 620                                 |
| 260                            | sugar - P.D.S.                  | 0.28              | 3.31          | 634                     | 2102                                |
| 261                            | sugar - other sources           | 0.46              | 5.87          | 722                     | 2397                                |
| 262                            | gur                             | 0.03              | 0.40          | 126                     | 472                                 |
| 269                            | sugar : s.t. (260-264)          | 0.77              | 9.60          | 943                     | 3126                                |
| 279                            | salt                            | 0.34              | 1.02          | 970                     | 3221                                |
| 280                            | turmeric (gm)                   | 29.64             | 1.51          | 938                     | 3102                                |
| 281                            | black pepper (gm)               | 2.58              | 0.54          | 232                     | 754                                 |
| 282                            | dry chillies (gm)               | 55.50             | 2.85          | 895                     | 2934                                |
| 283                            | garlic (gm)                     | 36.66             | 1.29          | 803                     | 2660                                |
| 284                            | tamarind (gm)                   | 25.82             | 0.84          | 306                     | 988                                 |
| 285                            | ginger (gm)                     | 16.62             | 0.67          | 525                     | 1743                                |
| 286                            | curry powder (gm)               | 7.77              | 0.54          | 196                     | 647                                 |
| 287                            | oilseeds (gm)                   | 5.03              | 0.24          | 233                     | 733                                 |
| 288                            | other spices (gm)               | 40.70             | 3.04          | 858                     | 2850                                |
| 289                            | spices : s.t. (280-288)         | -                 | 11.52         | 980                     | 3245                                |
| 290                            | tea : cups (no.)                | 3.79              | 5.30          | 465                     | 1545                                |
| 291                            | tea : leaf (gm)                 | 42.77             | 5.54          | 809                     | 2710                                |
| 300                            | biscuits                        | 1.08              | 1.66          | 421                     | 1361                                |
| 301                            | salted refreshments             | 0.44              | 1.39          | 307                     | 1003                                |
| 302                            | prepared sweets                 | 0.06              | 0.69          | 124                     | 383                                 |
| 303                            | cooked meals (no.)              | 0.36              | 1.86          | 53                      | 152                                 |
| 305                            | pickles (gm)                    | 6.11              | 0.32          | 112                     | 351                                 |
| 308                            | other processed food            | -                 | 1.35          | 143                     | 479                                 |
| 309                            | beverages etc.: s.t. (290-308)  | -                 | 18.63         | 978                     | 3216                                |
| 888                            | total food                      | -                 | 240.00        | 999                     | 3287                                |

(Contd.)

\* Unless otherwise specified

NSS Report No. 461: Consumption of Some Important Commodities in India, 1999-2000

**Table 1U : Monthly per capita quantity and value of consumption for food items by MPCE class for all-India**

| <b>all-India</b>               |   | <b>Urban</b>      |               |                         |                                     |
|--------------------------------|---|-------------------|---------------|-------------------------|-------------------------------------|
| item code                      | item                                    | quantity<br>(kg*) | value<br>(Rs) | no. of households       |                                     |
|                                |   |                   |               | reporting<br>households | consumption<br>sample<br>households |
| (1)                            | (2)                                     | (3)               | (4)           | (5)                     | (6)                                 |
| <b>MPCE class : Rs 425-500</b> |   |                   |               |                         |                                     |
| 101                            | rice - P.D.S.                           | 0.88              | 4.62          | 292                     | 1172                                |
| 102                            | rice - other sources                    | 4.66              | 51.80         | 901                     | 3466                                |
| 105                            | muri                                    | 0.06              | 1.05          | 121                     | 458                                 |
| 107                            | wheat/atta - P.D.S.                     | 0.32              | 2.08          | 181                     | 705                                 |
| 108                            | wheat/atta - other sources              | 4.08              | 31.68         | 663                     | 2542                                |
| 111                            | suji, rawa                              | 0.05              | 0.60          | 208                     | 770                                 |
| 113                            | bread (bakery)                          | 0.05              | 0.92          | 130                     | 548                                 |
| 115                            | jowar & products                        | 0.28              | 2.46          | 78                      | 292                                 |
| 116                            | bajra & products                        | 0.16              | 1.14          | 42                      | 163                                 |
| 129                            | cereal: s.t. (101-122)                  | 10.75             | 98.18         | 983                     | 3835                                |
| 140                            | arhar (tur)                             | 0.26              | 7.80          | 687                     | 2538                                |
| 141                            | gram (split)                            | 0.07              | 1.40          | 334                     | 1253                                |
| 142                            | gram (whole)                            | 0.02              | 0.43          | 106                     | 448                                 |
| 143                            | moong                                   | 0.12              | 2.85          | 491                     | 1857                                |
| 144                            | masur                                   | 0.15              | 2.87          | 393                     | 1590                                |
| 145                            | urd                                     | 0.07              | 1.94          | 324                     | 1247                                |
| 150                            | other pulses                            | 0.03              | 0.59          | 116                     | 465                                 |
| 152                            | besan                                   | 0.07              | 0.82          | 239                     | 952                                 |
| 159                            | pulses & pulse products: s.t. (140-153) | 0.82              | 19.26         | 975                     | 3797                                |
| 160                            | milk: liquid (litre)                    | 2.86              | 32.79         | 783                     | 3002                                |
| 162                            | milk : condensed/ powder                | 0.02              | 0.55          | 38                      | 210                                 |
| 164                            | ghee                                    | 0.03              | 2.09          | 86                      | 355                                 |
| 169                            | milk & milk products: s.t.(160-167)     | -                 | 36.25         | 833                     | 3232                                |
| 170                            | vanaspati, margarine                    | 0.04              | 1.54          | 172                     | 702                                 |
| 171                            | mustard oil                             | 0.28              | 7.06          | 414                     | 1702                                |
| 172                            | groundnut oil                           | 0.16              | 6.42          | 309                     | 1117                                |
| 173                            | coconut oil                             | 0.02              | 0.50          | 31                      | 160                                 |
| 174                            | edible oil (others)                     | 0.12              | 4.01          | 256                     | 934                                 |
| 179                            | edible oil: s.t. (170-174)              | 0.62              | 19.52         | 978                     | 3814                                |
| 180                            | eggs (no.)                              | 1.38              | 2.20          | 390                     | 1515                                |
| 181                            | fish, prawn                             | 0.16              | 5.08          | 294                     | 1253                                |
| 182                            | goat meat/mutton                        | 0.07              | 5.58          | 262                     | 960                                 |
| 183                            | beef/ buffalo meat                      | 0.09              | 2.52          | 113                     | 517                                 |
| 185                            | chicken                                 | 0.04              | 2.17          | 174                     | 609                                 |
| 189                            | egg, fish & meat: s.t. (180-186)        | -                 | 17.82         | 654                     | 2589                                |
| 190                            | potato                                  | 1.31              | 5.90          | 923                     | 3624                                |
| 191                            | onion                                   | 0.63              | 3.75          | 944                     | 3707                                |
| 192                            | radish                                  | 0.12              | 0.46          | 249                     | 942                                 |
| 193                            | carrot                                  | 0.06              | 0.40          | 183                     | 760                                 |
| 198                            | pumpkin                                 | 0.11              | 0.58          | 235                     | 948                                 |
| 200                            | gourd                                   | 0.15              | 0.84          | 315                     | 1191                                |

(Contd.)

\* Unless otherwise specified

NSS Report No. 461: Consumption of Some Important Commodities in India, 1999-2000

**Table 1U : Monthly per capita quantity and value of consumption for food items by MPCE class for all-India**

| <b>all-India</b>               |                                 | <b>Urban</b>      |               |                         |                                     |
|--------------------------------|---------------------------------|-------------------|---------------|-------------------------|-------------------------------------|
| item code                      | item                            | quantity<br>(kg*) | value<br>(Rs) | no. of households       |                                     |
|                                |                                 |                   |               | reporting<br>households | consumption<br>sample<br>households |
| (1)                            | (2)                             | (3)               | (4)           | (5)                     | (6)                                 |
| <b>MPCE class : Rs 425-500</b> |                                 |                   |               |                         |                                     |
| 201                            | bitter gourd                    | 0.05              | 0.51          | 231                     | 803                                 |
| 202                            | cucumber                        | 0.06              | 0.35          | 161                     | 663                                 |
| 203                            | parwal / patal                  | 0.06              | 0.58          | 151                     | 525                                 |
| 204                            | jhinga / torai                  | 0.12              | 0.85          | 261                     | 911                                 |
| 207                            | cauliflower                     | 0.27              | 1.35          | 326                     | 1262                                |
| 208                            | cabbage                         | 0.21              | 1.40          | 461                     | 1786                                |
| 210                            | brinjal                         | 0.34              | 2.43          | 752                     | 2834                                |
| 211                            | lady's finger                   | 0.15              | 1.32          | 476                     | 1727                                |
| 212                            | palak/other leafy vegetables    | 0.36              | 1.91          | 640                     | 2455                                |
| 213                            | french beans and barbati        | 0.04              | 0.41          | 169                     | 622                                 |
| 214                            | tomato                          | 0.40              | 3.14          | 780                     | 2987                                |
| 215                            | peas                            | 0.06              | 0.42          | 115                     | 465                                 |
| 216                            | chillis (green)                 | 0.20              | 1.75          | 841                     | 3226                                |
| 221                            | lemon (no.)                     | 0.76              | 0.55          | 356                     | 1296                                |
| 222                            | other vegetables                | 0.21              | 1.64          | 407                     | 1616                                |
| 229                            | vegetables: s.t. (190-222)      | -                 | 31.36         | 981                     | 3828                                |
| 230                            | banana (no.)                    | 2.71              | 2.06          | 513                     | 1956                                |
| 234                            | coconut (no.)                   | 0.30              | 1.56          | 260                     | 973                                 |
| 235                            | guava                           | 0.05              | 0.32          | 122                     | 479                                 |
| 240                            | mango                           | 0.07              | 0.90          | 115                     | 392                                 |
| 249                            | fruits (fresh) : s.t. (230-247) | -                 | 6.29          | 740                     | 2828                                |
| 251                            | groundnut                       | 0.04              | 0.75          | 165                     | 622                                 |
| 259                            | fruits (dry) : s.t. (250-257)   | 0.06              | 1.29          | 210                     | 810                                 |
| 260                            | sugar - P.D.S.                  | 0.31              | 3.49          | 644                     | 2510                                |
| 261                            | sugar - other sources           | 0.47              | 7.02          | 760                     | 2960                                |
| 262                            | gur                             | 0.04              | 0.51          | 141                     | 561                                 |
| 269                            | sugar : s.t. (260-264)          | 0.82              | 11.03         | 957                     | 3715                                |
| 279                            | salt                            | 0.41              | 1.16          | 977                     | 3809                                |
| 280                            | turmeric (gm)                   | 31.64             | 1.68          | 935                     | 3662                                |
| 281                            | black pepper (gm)               | 3.09              | 0.63          | 239                     | 920                                 |
| 282                            | dry chillies (gm)               | 58.28             | 3.16          | 905                     | 3482                                |
| 283                            | garlic (gm)                     | 40.17             | 1.44          | 809                     | 3169                                |
| 284                            | tamarind (gm)                   | 28.55             | 0.93          | 334                     | 1211                                |
| 285                            | ginger (gm)                     | 20.57             | 0.84          | 551                     | 2146                                |
| 286                            | curry powder (gm)               | 10.37             | 0.73          | 228                     | 848                                 |
| 287                            | oilseeds (gm)                   | 5.61              | 0.27          | 249                     | 912                                 |
| 288                            | other spices (gm)               | 43.23             | 3.25          | 852                     | 3338                                |
| 289                            | spices : s.t. (280-288)         | -                 | 12.93         | 980                     | 3824                                |
| 290                            | tea : cups (no.)                | 4.19              | 5.94          | 474                     | 1857                                |
| 291                            | tea : leaf (gm)                 | 51.79             | 6.79          | 836                     | 3304                                |
| 300                            | biscuits                        | 2.19              | 1.92          | 419                     | 1682                                |

(Contd.)

\* Unless otherwise specified

NSS Report No. 461: Consumption of Some Important Commodities in India, 1999-2000



**Table 1U : Monthly per capita quantity and value of consumption for food items by MPCE class for all-India**

| <b>all-India</b>               |   | <b>Urban</b>      |               |                         |                                     |
|--------------------------------|---|-------------------|---------------|-------------------------|-------------------------------------|
| item code                      | item                                    | quantity<br>(kg*) | value<br>(Rs) | no. of households       |                                     |
|                                |   |                   |               | reporting<br>households | consumption<br>sample<br>households |
| (1)                            | (2)                                     | (3)               | (4)           | (5)                     | (6)                                 |
| <b>MPCE class : Rs 425-500</b> |   |                   |               |                         |                                     |
| 301                            | salted refreshments                     | 0.53              | 1.83          | 338                     | 1277                                |
| 302                            | prepared sweets                         | 0.22              | 0.93          | 134                     | 535                                 |
| 303                            | cooked meals (no.)                      | 0.33              | 2.49          | 55                      | 199                                 |
| 305                            | pickles (gm)                            | 6.23              | 0.36          | 130                     | 507                                 |
| 308                            | other processed food                    | -                 | 1.91          | 175                     | 679                                 |
| 309                            | beverages etc.: s.t. (290-308)          | -                 | 23.00         | 986                     | 3828                                |
| 888                            | total food                              | -                 | 278.00        | 999                     | 3884                                |
| <b>MPCE class : Rs 500-575</b> |   |                   |               |                         |                                     |
| 101                            | rice - P.D.S.                           | 0.80              | 5.13          | 280                     | 1140                                |
| 102                            | rice - other sources                    | 4.48              | 51.19         | 888                     | 3455                                |
| 103                            | chira                                   | 0.04              | 0.57          | 108                     | 429                                 |
| 105                            | muri                                    | 0.05              | 0.85          | 113                     | 441                                 |
| 107                            | wheat/atta - P.D.S.                     | 0.34              | 2.15          | 195                     | 752                                 |
| 108                            | wheat/atta - other sources              | 4.20              | 33.27         | 691                     | 2590                                |
| 111                            | suji, rawa                              | 0.07              | 0.84          | 274                     | 1026                                |
| 113                            | bread (bakery)                          | 0.07              | 1.28          | 175                     | 683                                 |
| 115                            | jowar & products                        | 0.28              | 2.36          | 75                      | 282                                 |
| 116                            | bajra & products                        | 0.12              | 0.87          | 40                      | 173                                 |
| 129                            | cereal: s.t. (101-122)                  | 10.61             | 99.93         | 980                     | 3867                                |
| 140                            | arhar (tur)                             | 0.28              | 8.51          | 724                     | 2573                                |
| 141                            | gram (split)                            | 0.08              | 1.59          | 383                     | 1389                                |
| 142                            | gram (whole)                            | 0.03              | 0.52          | 133                     | 585                                 |
| 143                            | moong                                   | 0.14              | 3.12          | 528                     | 2039                                |
| 144                            | masur                                   | 0.12              | 2.81          | 389                     | 1550                                |
| 145                            | urd                                     | 0.08              | 2.25          | 372                     | 1378                                |
| 150                            | other pulses                            | 0.04              | 0.67          | 125                     | 521                                 |
| 152                            | besan                                   | 0.08              | 0.97          | 291                     | 1103                                |
| 159                            | pulses & pulse products: s.t. (140-153) | 0.90              | 20.99         | 973                     | 3831                                |
| 160                            | milk: liquid (litre)                    | 3.42              | 39.90         | 825                     | 3149                                |
| 162                            | milk : condensed/ powder                | 0.03              | 0.77          | 48                      | 232                                 |
| 163                            | curd                                    | 0.04              | 0.55          | 80                      | 353                                 |
| 164                            | ghee                                    | 0.03              | 3.51          | 135                     | 529                                 |
| 169                            | milk & milk products: s.t.(160-167)     | -                 | 45.24         | 877                     | 3387                                |
| 170                            | vanaspati, margarine                    | 0.05              | 2.05          | 200                     | 757                                 |
| 171                            | mustard oil                             | 0.28              | 6.88          | 387                     | 1636                                |
| 172                            | groundnut oil                           | 0.18              | 7.53          | 317                     | 1164                                |
| 173                            | coconut oil                             | 0.01              | 0.56          | 37                      | 197                                 |
| 174                            | edible oil (others)                     | 0.13              | 4.64          | 275                     | 986                                 |
| 179                            | edible oil: s.t. (170-174)              | 0.66              | 21.66         | 975                     | 3849                                |
| 180                            | eggs (no.)                              | 1.57              | 2.48          | 385                     | 1563                                |
| 181                            | fish, prawn                             | 0.20              | 5.70          | 297                     | 1284                                |

(Contd.)

\* Unless otherwise specified

NSS Report No. 461: Consumption of Some Important Commodities in India, 1999-2000

**Table 1U : Monthly per capita quantity and value of consumption for food items by MPCE class for all-India**

| <b>all-India</b>               |                                  | <b>Urban</b>      |               |                         |                                     |
|--------------------------------|----------------------------------|-------------------|---------------|-------------------------|-------------------------------------|
| item code                      | item                             | quantity<br>(kg*) | value<br>(Rs) | no. of households       |                                     |
|                                |                                  |                   |               | reporting<br>households | consumption<br>sample<br>households |
| (1)                            | (2)                              | (3)               | (4)           | (5)                     | (6)                                 |
| <b>MPCE class : Rs 500-575</b> |                                  |                   |               |                         |                                     |
| 182                            | goat meat/mutton                 | 0.07              | 6.59          | 284                     | 1080                                |
| 183                            | beef/ buffalo meat               | 0.08              | 2.67          | 110                     | 529                                 |
| 185                            | chicken                          | 0.04              | 2.34          | 170                     | 649                                 |
| 189                            | egg, fish & meat: s.t. (180-186) | -                 | 20.03         | 620                     | 2584                                |
| 190                            | potato                           | 1.27              | 5.92          | 925                     | 3669                                |
| 191                            | onion                            | 0.68              | 4.12          | 952                     | 3731                                |
| 192                            | radish                           | 0.13              | 0.52          | 251                     | 1004                                |
| 193                            | carrot                           | 0.09              | 0.54          | 218                     | 875                                 |
| 197                            | arum                             | 0.03              | 0.26          | 104                     | 436                                 |
| 198                            | pumpkin                          | 0.12              | 0.65          | 270                     | 996                                 |
| 200                            | gourd                            | 0.16              | 0.97          | 310                     | 1226                                |
| 201                            | bitter gourd                     | 0.07              | 0.61          | 251                     | 873                                 |
| 202                            | cucumber                         | 0.07              | 0.47          | 187                     | 781                                 |
| 203                            | parwal / patal                   | 0.06              | 0.59          | 152                     | 526                                 |
| 204                            | jhinga / torai                   | 0.12              | 0.81          | 261                     | 880                                 |
| 207                            | cauliflower                      | 0.22              | 1.60          | 348                     | 1344                                |
| 208                            | cabbage                          | 0.23              | 1.66          | 484                     | 1919                                |
| 210                            | brinjal                          | 0.38              | 2.79          | 766                     | 2894                                |
| 211                            | lady's finger                    | 0.18              | 1.63          | 508                     | 1887                                |
| 212                            | palak/other leafy vegetables     | 0.36              | 2.10          | 649                     | 2564                                |
| 213                            | french beans and barbati         | 0.05              | 0.47          | 183                     | 677                                 |
| 214                            | tomato                           | 0.45              | 3.67          | 791                     | 3113                                |
| 215                            | peas                             | 0.07              | 0.55          | 136                     | 516                                 |
| 216                            | chillis (green)                  | 0.38              | 1.86          | 847                     | 3241                                |
| 221                            | lemon (no.)                      | 0.93              | 0.67          | 379                     | 1482                                |
| 222                            | other vegetables                 | 0.27              | 2.23          | 426                     | 1749                                |
| 229                            | vegetables: s.t. (190-222)       | -                 | 35.42         | 977                     | 3857                                |
| 230                            | banana (no.)                     | 3.34              | 2.64          | 591                     | 2248                                |
| 234                            | coconut (no.)                    | 0.36              | 1.92          | 282                     | 1074                                |
| 235                            | guava                            | 0.05              | 0.35          | 121                     | 482                                 |
| 240                            | mango                            | 0.11              | 1.23          | 159                     | 479                                 |
| 245                            | apple                            | 0.03              | 0.56          | 83                      | 347                                 |
| 249                            | fruits (fresh) : s.t. (230-247)  | -                 | 8.21          | 808                     | 3093                                |
| 251                            | groundnut                        | 0.05              | 0.89          | 184                     | 688                                 |
| 259                            | fruits (dry) : s.t. (250-257)    | 0.07              | 1.60          | 246                     | 943                                 |
| 260                            | sugar - P.D.S.                   | 0.35              | 3.67          | 640                     | 2565                                |
| 261                            | sugar - other sources            | 0.50              | 7.79          | 789                     | 3051                                |
| 262                            | gur                              | 0.04              | 0.55          | 158                     | 644                                 |
| 269                            | sugar : s.t. (260-264)           | 0.89              | 12.02         | 957                     | 3770                                |
| 279                            | salt                             | 0.32              | 1.21          | 971                     | 3843                                |
| 280                            | turmeric (gm)                    | 33.28             | 1.83          | 943                     | 3700                                |

(Contd.)

\* Unless otherwise specified

NSS Report No. 461: Consumption of Some Important Commodities in India, 1999-2000

**Table 1U : Monthly per capita quantity and value of consumption for food items by MPCE class for all-India**

| <b>all-India</b>               |   | <b>Urban</b>      |               |  |                      |
|--------------------------------|---|-------------------|---------------|--|----------------------|
| item code                      | item                                    | quantity<br>(kg*) | value<br>(Rs) | no. of households<br>reporting consumption |                      |
|                                |   |                   |               | per 1000<br>households                     | sample<br>households |
| (1)                            | (2)                                     | (3)               | (4)           | (5)  | (6)                  |
| <b>MPCE class : Rs 500-575</b> |   |                   |               |  |                      |
| 281                            | black pepper (gm)                       | 3.91              | 0.80          | 277  | 981                  |
| 282                            | dry chillies (gm)                       | 62.29             | 3.34          | 913  | 3525                 |
| 283                            | garlic (gm)                             | 43.14             | 1.58          | 822  | 3231                 |
| 284                            | tamarind (gm)                           | 33.15             | 1.10          | 343  | 1242                 |
| 285                            | ginger (gm)                             | 23.51             | 0.95          | 561  | 2243                 |
| 286                            | curry powder (gm)                       | 12.62             | 0.97          | 269  | 957                  |
| 287                            | oilseeds (gm)                           | 6.83              | 0.30          | 266  | 957                  |
| 288                            | other spices (gm)                       | 45.89             | 3.55          | 851  | 3372                 |
| 289                            | spices : s.t. (280-288)                 | -                 | 14.42         | 976  | 3851                 |
| 290                            | tea : cups (no.)                        | 4.45              | 7.07          | 496  | 1949                 |
| 291                            | tea : leaf (gm)                         | 61.12             | 8.20          | 864  | 3428                 |
| 300                            | biscuits                                | 1.22              | 2.39          | 458  | 1820                 |
| 301                            | salted refreshments                     | 0.78              | 2.03          | 359  | 1396                 |
| 302                            | prepared sweets                         | 0.18              | 1.27          | 149  | 592                  |
| 303                            | cooked meals (no.)                      | 0.40              | 3.13          | 66   | 244                  |
| 305                            | pickles (gm)                            | 8.21              | 0.48          | 151  | 584                  |
| 308                            | other processed food                    | -                 | 2.39          | 179  | 732                  |
| 309                            | beverages etc.: s.t. (290-308)          | -                 | 28.10         | 990  | 3885                 |
| 888                            | total food                              | -                 | 309.00        | 999  | 3924                 |
| <b>MPCE class : Rs 575-665</b> |   |                   |               |  |                      |
| 101                            | rice - P.D.S.                           | 0.74              | 5.13          | 244  | 1145                 |
| 102                            | rice - other sources                    | 4.50              | 53.48         | 898  | 3862                 |
| 103                            | chira                                   | 0.05              | 0.74          | 126  | 499                  |
| 105                            | muri                                    | 0.05              | 0.85          | 105  | 472                  |
| 107                            | wheat/atta - P.D.S.                     | 0.38              | 2.74          | 192  | 800                  |
| 108                            | wheat/atta - other sources              | 4.30              | 34.46         | 698  | 2947                 |
| 111                            | suji, rawa                              | 0.08              | 0.97          | 299  | 1242                 |
| 113                            | bread (bakery)                          | 0.09              | 1.66          | 194  | 883                  |
| 115                            | jowar & products                        | 0.27              | 2.24          | 73   | 272                  |
| 116                            | bajra & products                        | 0.14              | 1.04          | 44   | 191                  |
| 121                            | ragi & products                         | 0.10              | 0.62          | 38   | 146                  |
| 129                            | cereal: s.t. (101-122)                  | 10.80             | 105.06        | 983  | 4304                 |
| 140                            | arhar (tur)                             | 0.33              | 9.52          | 722  | 2828                 |
| 141                            | gram (split)                            | 0.09              | 1.71          | 400  | 1660                 |
| 142                            | gram (whole)                            | 0.03              | 0.67          | 155  | 739                  |
| 143                            | moong                                   | 0.14              | 3.42          | 544  | 2330                 |
| 144                            | masur                                   | 0.13              | 2.89          | 381  | 1772                 |
| 145                            | urd                                     | 0.09              | 2.64          | 396  | 1682                 |
| 150                            | other pulses                            | 0.04              | 0.84          | 143  | 716                  |
| 152                            | besan                                   | 0.08              | 1.20          | 314  | 1309                 |
| 159                            | pulses & pulse products: s.t. (140-153) | 0.96              | 23.54         | 978  | 4272                 |

(Contd.)

\* Unless otherwise specified

NSS Report No. 461: Consumption of Some Important Commodities in India, 1999-2000

**Table 1U : Monthly per capita quantity and value of consumption for food items by MPCE class for all-India**

| <b>all-India</b>               |                                     | <b>Urban</b>      |               |  |                      |
|--------------------------------|-------------------------------------|-------------------|---------------|--|----------------------|
| item code                      | item                                | quantity<br>(kg*) | value<br>(Rs) | no. of households<br>reporting consumption |                      |
|                                |                                     |                   |               | per 1000<br>households                     | sample<br>households |
| (1)                            | (2)                                 | (3)               | (4)           | (5)  | (6)                  |
| <b>MPCE class : Rs 575-665</b> |                                     |                   |               |  |                      |
| 160                            | milk: liquid (litre)                | 4.33              | 50.53         | 867  | 3648                 |
| 162                            | milk : condensed/ powder            | 0.04              | 0.57          | 49   | 332                  |
| 163                            | curd                                | 0.04              | 0.62          | 88   | 420                  |
| 164                            | ghee                                | 0.04              | 4.93          | 162  | 736                  |
| 169                            | milk & milk products: s.t.(160-167) | -                 | 57.32         | 909  | 3935                 |
| 170                            | vanaspati, margarine                | 0.06              | 2.37          | 205  | 894                  |
| 171                            | mustard oil                         | 0.30              | 7.55          | 370  | 1830                 |
| 172                            | groundnut oil                       | 0.24              | 9.02          | 339  | 1307                 |
| 173                            | coconut oil                         | 0.01              | 0.66          | 41   | 229                  |
| 174                            | edible oil (others)                 | 0.14              | 4.87          | 260  | 1076                 |
| 179                            | edible oil: s.t. (170-174)          | 0.75              | 24.46         | 978  | 4285                 |
| 180                            | eggs (no.)                          | 1.82              | 2.87          | 407  | 1795                 |
| 181                            | fish, prawn                         | 0.20              | 6.70          | 301  | 1475                 |
| 182                            | goat meat/mutton                    | 0.10              | 8.36          | 313  | 1273                 |
| 183                            | beef/ buffalo meat                  | 0.08              | 2.64          | 95   | 470                  |
| 185                            | chicken                             | 0.05              | 3.00          | 193  | 843                  |
| 189                            | egg, fish & meat: s.t. (180-186)    | -                 | 23.87         | 631  | 2840                 |
| 190                            | potato                              | 1.33              | 6.24          | 930  | 4105                 |
| 191                            | onion                               | 0.71              | 4.36          | 949  | 4141                 |
| 192                            | radish                              | 0.15              | 0.64          | 279  | 1163                 |
| 193                            | carrot                              | 0.10              | 0.67          | 258  | 1135                 |
| 197                            | arum                                | 0.03              | 0.28          | 112  | 523                  |
| 198                            | pumpkin                             | 0.11              | 0.69          | 245  | 1125                 |
| 200                            | gourd                               | 0.18              | 1.07          | 320  | 1402                 |
| 201                            | bitter gourd                        | 0.06              | 0.67          | 252  | 1086                 |
| 202                            | cucumber                            | 0.10              | 0.58          | 202  | 901                  |
| 203                            | parwal / patal                      | 0.06              | 0.67          | 140  | 588                  |
| 204                            | jhinga / torai                      | 0.13              | 0.92          | 235  | 947                  |
| 207                            | cauliflower                         | 0.25              | 1.86          | 381  | 1631                 |
| 208                            | cabbage                             | 0.25              | 1.83          | 521  | 2256                 |
| 210                            | brinjal                             | 0.38              | 2.95          | 775  | 3236                 |
| 211                            | lady's finger                       | 0.18              | 1.83          | 517  | 2147                 |
| 212                            | palak/other leafy vegetables        | 0.41              | 2.49          | 681  | 2824                 |
| 213                            | french beans and barbati            | 0.05              | 0.58          | 192  | 838                  |
| 214                            | tomato                              | 0.52              | 4.25          | 837  | 3572                 |
| 215                            | peas                                | 0.08              | 0.61          | 142  | 639                  |
| 216                            | chillis (green)                     | 0.16              | 1.92          | 834  | 3556                 |
| 221                            | lemon (no.)                         | 1.07              | 0.83          | 430  | 1788                 |
| 222                            | other vegetables                    | 0.31              | 2.61          | 457  | 2043                 |
| 229                            | vegetables: s.t. (190-222)          | -                 | 39.29         | 980  | 4295                 |
| 230                            | banana (no.)                        | 3.88              | 3.15          | 591  | 2525                 |

(Contd.)

\* Unless otherwise specified

NSS Report No. 461: Consumption of Some Important Commodities in India, 1999-2000

**Table 1U : Monthly per capita quantity and value of consumption for food items by MPCE class for all-India**

| <b>all-India</b>               |                                 | <b>Urban</b>      |               |  |                      |
|--------------------------------|---------------------------------|-------------------|---------------|--|----------------------|
| item code                      | item                            | quantity<br>(kg*) | value<br>(Rs) | no. of households<br>reporting consumption |                      |
|                                |                                 |                   |               | per 1000<br>households                     | sample<br>households |
| (1)                            | (2)                             | (3)               | (4)           | (5)  | (6)                  |
| <b>MPCE class : Rs 575-665</b> |                                 |                   |               |  |                      |
| 234                            | coconut (no.)                   | 0.46              | 2.44          | 310  | 1270                 |
| 235                            | guava                           | 0.07              | 0.49          | 135  | 533                  |
| 240                            | mango                           | 0.09              | 1.21          | 130  | 546                  |
| 245                            | apple                           | 0.03              | 0.82          | 107  | 520                  |
| 246                            | grapes                          | 0.03              | 0.60          | 119  | 468                  |
| 247                            | other fresh fruits              | -                 | 0.53          | 99   | 510                  |
| 249                            | fruits (fresh) : s.t. (230-247) | -                 | 10.09         | 818  | 3554                 |
| 250                            | coconut (copra)                 | 0.01              | 0.49          | 112  | 390                  |
| 251                            | groundnut                       | 0.04              | 1.01          | 220  | 795                  |
| 259                            | fruits (dry) : s.t. (250-257)   | 0.06              | 1.89          | 283  | 1076                 |
| 260                            | sugar - P.D.S.                  | 0.35              | 3.84          | 643  | 2830                 |
| 261                            | sugar - other sources           | 0.64              | 8.95          | 817  | 3529                 |
| 262                            | gur                             | 0.05              | 0.67          | 166  | 701                  |
| 269                            | sugar : s.t. (260-264)          | 1.04              | 13.47         | 966  | 4228                 |
| 279                            | salt                            | 0.36              | 1.36          | 978  | 4281                 |
| 280                            | turmeric (gm)                   | 33.72             | 1.87          | 939  | 4121                 |
| 281                            | black pepper (gm)               | 4.21              | 0.88          | 285  | 1219                 |
| 282                            | dry chillies (gm)               | 60.91             | 3.40          | 911  | 3906                 |
| 283                            | garlic (gm)                     | 45.70             | 1.65          | 832  | 3493                 |
| 284                            | tamarind (gm)                   | 32.53             | 1.09          | 347  | 1403                 |
| 285                            | ginger (gm)                     | 26.10             | 1.04          | 590  | 2605                 |
| 286                            | curry powder (gm)               | 13.14             | 1.05          | 271  | 1068                 |
| 287                            | oilseeds (gm)                   | 6.72              | 0.31          | 252  | 1046                 |
| 288                            | other spices (gm)               | 49.31             | 3.93          | 877  | 3778                 |
| 289                            | spices : s.t. (280-288)         | -                 | 15.23         | 978  | 4289                 |
| 290                            | tea : cups (no.)                | 5.06              | 7.90          | 522  | 2213                 |
| 291                            | tea : leaf (gm)                 | 67.80             | 9.09          | 878  | 3887                 |
| 293                            | coffee: powder (gm)             | 4.00              | 0.57          | 71   | 292                  |
| 300                            | biscuits                        | 1.44              | 2.84          | 474  | 2121                 |
| 301                            | salted refreshments             | 1.42              | 2.98          | 411  | 1685                 |
| 302                            | prepared sweets                 | 0.16              | 1.59          | 176  | 771                  |
| 303                            | cooked meals (no.)              | 0.44              | 3.73          | 78   | 309                  |
| 305                            | pickles (gm)                    | 10.57             | 0.67          | 191  | 764                  |
| 308                            | other processed food            | -                 | 2.55          | 190  | 851                  |
| 309                            | beverages etc.: s.t. (290-308)  | -                 | 32.87         | 996  | 4343                 |
| 888                            | total food                      | -                 | 349.00        | 999  | 4372                 |
| <b>MPCE class : Rs 665-775</b> |                                 |                   |               |  |                      |
| 101                            | rice - P.D.S.                   | 0.77              | 5.43          | 238  | 1236                 |
| 102                            | rice - other sources            | 4.53              | 55.74         | 909  | 4224                 |
| 103                            | chira                           | 0.07              | 0.95          | 148  | 659                  |
| 105                            | muri                            | 0.05              | 0.86          | 100  | 489                  |

(Contd.)

\* Unless otherwise specified

NSS Report No. 461: Consumption of Some Important Commodities in India, 1999-2000

**Table 1U : Monthly per capita quantity and value of consumption for food items by MPCE class for all-India**

| <b>all-India</b>               |   | <b>Urban</b>      |               |                         |                                     |
|--------------------------------|---|-------------------|---------------|-------------------------|-------------------------------------|
| item code                      | item                                    | quantity<br>(kg*) | value<br>(Rs) | no. of households       |                                     |
|                                |   |                   |               | reporting<br>households | consumption<br>sample<br>households |
| (1)                            | (2)                                     | (3)               | (4)           | (5)                     | (6)                                 |
| <b>MPCE class : Rs 665-775</b> |   |                   |               |                         |                                     |
| 107                            | wheat/atta - P.D.S.                     | 0.36              | 2.61          | 181                     | 807                                 |
| 108                            | wheat/atta - other sources              | 4.19              | 34.34         | 717                     | 3198                                |
| 110                            | maida                                   | 0.05              | 0.51          | 117                     | 573                                 |
| 111                            | suji, rawa                              | 0.10              | 1.36          | 362                     | 1510                                |
| 113                            | bread (bakery)                          | 0.12              | 2.32          | 243                     | 1179                                |
| 115                            | jowar & products                        | 0.19              | 1.67          | 64                      | 245                                 |
| 116                            | bajra & products                        | 0.12              | 0.94          | 43                      | 186                                 |
| 129                            | cereal: s.t. (101 -122)                 | 10.69             | 107.93        | 978                     | 4686                                |
| 140                            | arhar (tur)                             | 0.35              | 10.65         | 749                     | 3094                                |
| 141                            | gram (split)                            | 0.09              | 1.92          | 418                     | 1801                                |
| 142                            | gram (whole)                            | 0.04              | 0.73          | 171                     | 832                                 |
| 143                            | moong                                   | 0.19              | 3.79          | 572                     | 2637                                |
| 144                            | masur                                   | 0.11              | 2.78          | 356                     | 1903                                |
| 145                            | urd                                     | 0.11              | 2.93          | 418                     | 1857                                |
| 150                            | other pulses                            | 0.05              | 1.03          | 165                     | 792                                 |
| 152                            | besan                                   | 0.12              | 1.36          | 324                     | 1499                                |
| 159                            | pulses & pulse products: s.t. (140-153) | 1.13              | 25.88         | 972                     | 4636                                |
| 160                            | milk: liquid (litre)                    | 5.15              | 59.15         | 874                     | 3968                                |
| 161                            | baby food                               | 0.03              | 0.76          | 21                      | 112                                 |
| 162                            | milk : condensed/ powder                | 0.02              | 0.85          | 46                      | 424                                 |
| 163                            | curd                                    | 0.06              | 0.80          | 103                     | 506                                 |
| 164                            | ghee                                    | 0.05              | 6.46          | 207                     | 1021                                |
| 169                            | milk & milk products: s.t.(160-167)     | -                 | 68.50         | 919                     | 4347                                |
| 170                            | vanaspati, margarine                    | 0.07              | 2.77          | 223                     | 974                                 |
| 171                            | mustard oil                             | 0.36              | 7.45          | 346                     | 1982                                |
| 172                            | groundnut oil                           | 0.26              | 10.99         | 361                     | 1437                                |
| 173                            | coconut oil                             | 0.02              | 0.82          | 46                      | 268                                 |
| 174                            | edible oil (others)                     | 0.15              | 5.26          | 257                     | 1204                                |
| 179                            | edible oil: s.t. (170-174)              | 0.85              | 27.30         | 974                     | 4659                                |
| 180                            | eggs (no.)                              | 2.07              | 3.37          | 416                     | 2023                                |
| 181                            | fish, prawn                             | 0.23              | 7.79          | 293                     | 1636                                |
| 182                            | goat meat/mutton                        | 0.10              | 9.38          | 317                     | 1375                                |
| 183                            | beef/ buffalo meat                      | 0.07              | 2.34          | 77                      | 484                                 |
| 185                            | chicken                                 | 0.05              | 3.31          | 217                     | 1019                                |
| 189                            | egg, fish & meat: s.t. (180-186)        | -                 | 26.52         | 596                     | 3028                                |
| 190                            | potato                                  | 1.26              | 6.16          | 935                     | 4492                                |
| 191                            | onion                                   | 0.77              | 4.74          | 943                     | 4505                                |
| 192                            | radish                                  | 0.15              | 0.68          | 284                     | 1258                                |
| 193                            | carrot                                  | 0.11              | 0.80          | 287                     | 1290                                |
| 197                            | arum                                    | 0.04              | 0.32          | 116                     | 551                                 |
| 198                            | pumpkin                                 | 0.13              | 0.73          | 264                     | 1274                                |

(Contd.)

\* Unless otherwise specified

NSS Report No. 461: Consumption of Some Important Commodities in India, 1999-2000

**Table 1U : Monthly per capita quantity and value of consumption for food items by MPCE class for all-India**

| <b>all-India</b>               |                                 | <b>Urban</b>      |               |  |                      |
|--------------------------------|---------------------------------|-------------------|---------------|--|----------------------|
| item code                      | item                            | quantity<br>(kg*) | value<br>(Rs) | no. of households<br>reporting consumption |                      |
|                                |                                 |                   |               | per 1000<br>households                     | sample<br>households |
| (1)                            | (2)                             | (3)               | (4)           | (5)  | (6)                  |
| <b>MPCE class : Rs 665-775</b> |                                 |                   |               |  |                      |
| 200                            | gourd                           | 0.18              | 1.20          | 341  | 1543                 |
| 201                            | bitter gourd                    | 0.08              | 0.87          | 295  | 1333                 |
| 202                            | cucumber                        | 0.11              | 0.72          | 239  | 1053                 |
| 203                            | parwal / patal                  | 0.08              | 0.79          | 157  | 692                  |
| 204                            | jhinga / torai                  | 0.13              | 1.06          | 260  | 1048                 |
| 207                            | cauliflower                     | 0.25              | 2.12          | 411  | 1902                 |
| 208                            | cabbage                         | 0.26              | 2.08          | 555  | 2626                 |
| 210                            | brinjal                         | 0.40              | 3.03          | 764  | 3414                 |
| 211                            | lady's finger                   | 0.21              | 2.03          | 551  | 2397                 |
| 212                            | palak/other leafy vegetables    | 0.41              | 2.70          | 672  | 3097                 |
| 213                            | french beans and barbati        | 0.06              | 0.68          | 219  | 1015                 |
| 214                            | tomato                          | 0.55              | 4.74          | 850  | 3957                 |
| 215                            | peas                            | 0.08              | 0.68          | 155  | 721                  |
| 216                            | chillis (green)                 | 0.19              | 1.99          | 827  | 3837                 |
| 221                            | lemon (no.)                     | 1.29              | 1.01          | 470  | 2075                 |
| 222                            | other vegetables                | 0.31              | 2.68          | 452  | 2207                 |
| 229                            | vegetables: s.t. (190-222)      | -                 | 42.79         | 975  | 4671                 |
| 230                            | banana (no.)                    | 4.96              | 3.86          | 658  | 3081                 |
| 234                            | coconut (no.)                   | 0.54              | 3.00          | 343  | 1412                 |
| 235                            | guava                           | 0.06              | 0.45          | 131  | 598                  |
| 240                            | mango                           | 0.13              | 1.74          | 155  | 687                  |
| 245                            | apple                           | 0.05              | 1.21          | 142  | 714                  |
| 246                            | grapes                          | 0.03              | 0.88          | 136  | 628                  |
| 247                            | other fresh fruits              | -                 | 0.77          | 118  | 642                  |
| 249                            | fruits (fresh) : s.t. (230-247) | -                 | 13.22         | 853  | 4072                 |
| 250                            | coconut (copra)                 | 0.01              | 0.69          | 134  | 505                  |
| 251                            | groundnut                       | 0.05              | 1.39          | 241  | 957                  |
| 259                            | fruits (dry) : s.t. (250-257)   | 0.09              | 2.65          | 311  | 1307                 |
| 260                            | sugar - P.D.S.                  | 0.35              | 4.08          | 651  | 3084                 |
| 261                            | sugar - other sources           | 0.66              | 9.68          | 801  | 3827                 |
| 262                            | gur                             | 0.05              | 0.69          | 175  | 788                  |
| 269                            | sugar : s.t. (260-264)          | 1.06              | 14.47         | 954  | 4588                 |
| 279                            | salt                            | 0.41              | 1.51          | 972  | 4651                 |
| 280                            | turmeric (gm)                   | 35.16             | 2.02          | 938  | 4505                 |
| 281                            | black pepper (gm)               | 4.83              | 0.96          | 302  | 1405                 |
| 282                            | dry chillies (gm)               | 64.54             | 3.63          | 903  | 4216                 |
| 283                            | garlic (gm)                     | 46.13             | 1.75          | 819  | 3778                 |
| 284                            | tamarind (gm)                   | 34.85             | 1.19          | 357  | 1514                 |
| 285                            | ginger (gm)                     | 29.11             | 1.20          | 617  | 2958                 |
| 286                            | curry powder (gm)               | 14.19             | 1.15          | 279  | 1252                 |
| 287                            | oilseeds (gm)                   | 6.80              | 0.30          | 260  | 1162                 |

(Contd.)

\* Unless otherwise specified

NSS Report No. 461: Consumption of Some Important Commodities in India, 1999-2000

**Table 1U : Monthly per capita quantity and value of consumption for food items by MPCE class for all-India**

| <b>all-India</b>               |   | <b>Urban</b>      |               |                         |                                     |
|--------------------------------|---|-------------------|---------------|-------------------------|-------------------------------------|
| item code                      | item                                    | quantity<br>(kg*) | value<br>(Rs) | no. of households       |                                     |
|                                |   |                   |               | reporting<br>households | consumption<br>sample<br>households |
| (1)                            | (2)                                     | (3)               | (4)           | (5)                     | (6)                                 |
| <b>MPCE class : Rs 665-775</b> |   |                   |               |                         |                                     |
| 288                            | other spices (gm)                       | 52.28             | 4.13          | 876                     | 4075                                |
| 289                            | spices : s.t. (280-288)                 | -                 | 16.34         | 973                     | 4665                                |
| 290                            | tea : cups (no.)                        | 5.72              | 9.94          | 542                     | 2472                                |
| 291                            | tea : leaf (gm)                         | 75.32             | 10.19         | 865                     | 4208                                |
| 293                            | coffee: powder (gm)                     | 5.78              | 0.79          | 87                      | 378                                 |
| 300                            | biscuits                                | 2.70              | 3.50          | 517                     | 2443                                |
| 301                            | salted refreshments                     | 1.46              | 3.54          | 452                     | 1958                                |
| 302                            | prepared sweets                         | 0.45              | 2.01          | 195                     | 885                                 |
| 303                            | cooked meals (no.)                      | 0.60              | 5.55          | 92                      | 405                                 |
| 305                            | pickles (gm)                            | 12.39             | 0.74          | 208                     | 922                                 |
| 308                            | other processed food                    | -                 | 2.89          | 198                     | 990                                 |
| 309                            | beverages etc.: s.t. (290-308)          | -                 | 40.72         | 995                     | 4757                                |
| 888                            | total food                              | -                 | 388.00        | 1000                    | 4785                                |
| <b>MPCE class : Rs 775-915</b> |   |                   |               |                         |                                     |
| 101                            | rice - P.D.S.                           | 0.64              | 4.67          | 185                     | 1148                                |
| 102                            | rice - other sources                    | 4.48              | 56.81         | 903                     | 4507                                |
| 103                            | chira                                   | 0.06              | 0.80          | 141                     | 702                                 |
| 105                            | muri                                    | 0.05              | 0.79          | 98                      | 537                                 |
| 107                            | wheat/atta - P.D.S.                     | 0.37              | 2.71          | 157                     | 798                                 |
| 108                            | wheat/atta - other sources              | 4.32              | 35.88         | 739                     | 3567                                |
| 110                            | maida                                   | 0.06              | 0.64          | 140                     | 703                                 |
| 111                            | suji, rawa                              | 0.11              | 1.40          | 365                     | 1653                                |
| 113                            | bread (bakery)                          | 0.19              | 2.64          | 266                     | 1424                                |
| 115                            | jowar & products                        | 0.16              | 1.48          | 56                      | 244                                 |
| 116                            | bajra & products                        | 0.10              | 0.74          | 40                      | 186                                 |
| 129                            | cereal: s.t. (101-122)                  | 10.66             | 109.82        | 972                     | 5001                                |
| 140                            | arhar (tur)                             | 0.35              | 10.77         | 730                     | 3308                                |
| 141                            | gram (split)                            | 0.10              | 2.10          | 435                     | 2028                                |
| 142                            | gram (whole)                            | 0.04              | 0.82          | 180                     | 980                                 |
| 143                            | moong                                   | 0.16              | 4.28          | 602                     | 2990                                |
| 144                            | masur                                   | 0.13              | 3.10          | 382                     | 2080                                |
| 145                            | urd                                     | 0.12              | 3.43          | 435                     | 2076                                |
| 150                            | other pulses                            | 0.04              | 1.15          | 167                     | 912                                 |
| 152                            | besan                                   | 0.09              | 1.49          | 340                     | 1620                                |
| 159                            | pulses & pulse products: s.t. (140-153) | 1.07              | 27.98         | 967                     | 4950                                |
| 160                            | milk: liquid (litre)                    | 5.78              | 70.36         | 875                     | 4348                                |
| 161                            | baby food                               | 0.01              | 0.72          | 21                      | 132                                 |
| 162                            | milk : condensed/ powder                | 0.02              | 1.05          | 51                      | 456                                 |
| 163                            | curd                                    | 0.07              | 0.97          | 97                      | 573                                 |
| 164                            | ghee                                    | 0.07              | 9.74          | 278                     | 1373                                |
| 169                            | milk & milk products: s.t.(160-167)     | -                 | 83.63         | 917                     | 4720                                |

(Contd.)

\* Unless otherwise specified

NSS Report No. 461: Consumption of Some Important Commodities in India, 1999-2000



**Table 1U : Monthly per capita quantity and value of consumption for food items by MPCE class for all-India**

| <b>all-India</b>               |                                  | <b>Urban</b>      |               |                         |                                     |
|--------------------------------|----------------------------------|-------------------|---------------|-------------------------|-------------------------------------|
| item code                      | item                             | quantity<br>(kg*) | value<br>(Rs) | no. of households       |                                     |
|                                |                                  |                   |               | reporting<br>households | consumption<br>sample<br>households |
| (1)                            | (2)                              | (3)               | (4)           | (5)                     | (6)                                 |
| <b>MPCE class : Rs 775-915</b> |                                  |                   |               |                         |                                     |
| 170                            | vanaspati, margarine             | 0.08              | 2.98          | 215                     | 1070                                |
| 171                            | mustard oil                      | 0.24              | 7.90          | 346                     | 2046                                |
| 172                            | groundnut oil                    | 0.30              | 12.72         | 383                     | 1606                                |
| 173                            | coconut oil                      | 0.02              | 0.94          | 44                      | 280                                 |
| 174                            | edible oil (others)              | 0.15              | 5.85          | 255                     | 1298                                |
| 179                            | edible oil: s.t. (170-174)       | 0.79              | 30.40         | 965                     | 4959                                |
| 180                            | eggs (no.)                       | 2.20              | 3.50          | 408                     | 2204                                |
| 181                            | fish, prawn                      | 0.24              | 8.94          | 298                     | 1680                                |
| 182                            | goat meat/mutton                 | 0.12              | 10.80         | 317                     | 1501                                |
| 183                            | beef/ buffalo meat               | 0.06              | 2.06          | 62                      | 498                                 |
| 185                            | chicken                          | 0.07              | 4.53          | 235                     | 1185                                |
| 189                            | egg, fish & meat: s.t. (180-186) | -                 | 30.16         | 588                     | 3141                                |
| 190                            | potato                           | 1.34              | 6.70          | 933                     | 4807                                |
| 191                            | onion                            | 0.77              | 5.34          | 941                     | 4810                                |
| 192                            | radish                           | 0.16              | 0.78          | 295                     | 1461                                |
| 193                            | carrot                           | 0.13              | 0.96          | 305                     | 1512                                |
| 197                            | arum                             | 0.04              | 0.32          | 103                     | 540                                 |
| 198                            | pumpkin                          | 0.13              | 0.80          | 252                     | 1328                                |
| 200                            | gourd                            | 0.18              | 1.30          | 326                     | 1591                                |
| 201                            | bitter gourd                     | 0.10              | 1.07          | 299                     | 1467                                |
| 202                            | cucumber                         | 0.11              | 0.78          | 225                     | 1207                                |
| 203                            | parwal / patal                   | 0.10              | 0.96          | 170                     | 797                                 |
| 204                            | jhinga / torai                   | 0.14              | 1.16          | 269                     | 1174                                |
| 207                            | cauliflower                      | 0.28              | 2.46          | 422                     | 2108                                |
| 208                            | cabbage                          | 0.28              | 2.28          | 534                     | 2777                                |
| 210                            | brinjal                          | 0.40              | 3.34          | 762                     | 3686                                |
| 211                            | lady's finger                    | 0.23              | 2.46          | 562                     | 2659                                |
| 212                            | palak/other leafy vegetables     | 0.43              | 3.03          | 662                     | 3315                                |
| 213                            | french beans and barbati         | 0.07              | 0.76          | 219                     | 1106                                |
| 214                            | tomato                           | 0.61              | 5.67          | 845                     | 4328                                |
| 215                            | peas                             | 0.08              | 0.73          | 147                     | 799                                 |
| 216                            | chillis (green)                  | 0.43              | 2.16          | 813                     | 4061                                |
| 221                            | lemon (no.)                      | 1.54              | 1.22          | 473                     | 2311                                |
| 222                            | other vegetables                 | 0.37              | 3.29          | 446                     | 2326                                |
| 229                            | vegetables: s.t. (190-222)       | -                 | 48.64         | 970                     | 4986                                |
| 230                            | banana (no.)                     | 5.51              | 4.84          | 675                     | 3436                                |
| 234                            | coconut (no.)                    | 0.60              | 3.42          | 332                     | 1544                                |
| 235                            | guava                            | 0.07              | 0.50          | 140                     | 679                                 |
| 237                            | orange,mausami (no.)             | 0.38              | 0.69          | 105                     | 535                                 |
| 240                            | mango                            | 0.16              | 2.31          | 163                     | 797                                 |
| 245                            | apple                            | 0.07              | 1.99          | 180                     | 1016                                |

(Contd.)

\* Unless otherwise specified

NSS Report No. 461: Consumption of Some Important Commodities in India, 1999-2000

**Table 1U : Monthly per capita quantity and value of consumption for food items by MPCE class for all-India**

| <b>all-India</b>                |   | <b>Urban</b>      |               |                         |                                     |
|---------------------------------|---|-------------------|---------------|-------------------------|-------------------------------------|
| item code                       | item                                    | quantity<br>(kg*) | value<br>(Rs) | no. of households       |                                     |
|                                 |   |                   |               | reporting<br>households | consumption<br>sample<br>households |
| (1)                             | (2)                                     | (3)               | (4)           | (5)                     | (6)                                 |
| <b>MPCE class : Rs 775-915</b>  |   |                   |               |                         |                                     |
| 246                             | grapes                                  | 0.05              | 1.18          | 154                     | 780                                 |
| 247                             | other fresh fruits                      | -                 | 1.01          | 120                     | 694                                 |
| 249                             | fruits (fresh) : s.t. (230-247)         | -                 | 16.86         | 858                     | 4420                                |
| 250                             | coconut (copra)                         | 0.06              | 0.88          | 141                     | 569                                 |
| 251                             | groundnut                               | 0.06              | 1.60          | 248                     | 1118                                |
| 259                             | fruits (dry) : s.t. (250-257)           | 0.19              | 3.51          | 337                     | 1532                                |
| 260                             | sugar - P.D.S.                          | 0.37              | 4.11          | 609                     | 3212                                |
| 261                             | sugar - other sources                   | 0.67              | 10.72         | 814                     | 4149                                |
| 262                             | gur                                     | 0.06              | 0.78          | 171                     | 838                                 |
| 269                             | sugar : s.t. (260-264)                  | 1.10              | 15.66         | 952                     | 4911                                |
| 279                             | salt                                    | 0.33              | 1.49          | 968                     | 4967                                |
| 280                             | turmeric (gm)                           | 37.09             | 2.19          | 937                     | 4804                                |
| 281                             | black pepper (gm)                       | 5.76              | 1.20          | 337                     | 1571                                |
| 282                             | dry chillies (gm)                       | 66.87             | 3.94          | 895                     | 4445                                |
| 283                             | garlic (gm)                             | 49.53             | 1.89          | 798                     | 3984                                |
| 284                             | tamarind (gm)                           | 34.57             | 1.22          | 328                     | 1603                                |
| 285                             | ginger (gm)                             | 30.09             | 1.29          | 587                     | 3151                                |
| 286                             | curry powder (gm)                       | 15.04             | 1.28          | 272                     | 1328                                |
| 287                             | oilseeds (gm)                           | 7.40              | 0.35          | 259                     | 1215                                |
| 288                             | other spices (gm)                       | 54.00             | 4.51          | 836                     | 4246                                |
| 289                             | spices : s.t. (280-288)                 | -                 | 17.86         | 969                     | 4977                                |
| 290                             | tea : cups (no.)                        | 6.43              | 11.01         | 543                     | 2757                                |
| 291                             | tea : leaf (gm)                         | 81.65             | 11.15         | 857                     | 4511                                |
| 293                             | coffee: powder (gm)                     | 7.03              | 1.10          | 100                     | 452                                 |
| 295                             | cold beverages: bottled/canned (no.)    | 0.32              | 0.61          | 49                      | 303                                 |
| 298                             | other beverages (cocoa, chocolate etc.) | -                 | 0.56          | 40                      | 230                                 |
| 300                             | biscuits                                | 2.55              | 4.46          | 530                     | 2764                                |
| 301                             | salted refreshments                     | 1.55              | 4.13          | 459                     | 2168                                |
| 302                             | prepared sweets                         | 0.46              | 3.23          | 229                     | 1139                                |
| 303                             | cooked meals (no.)                      | 0.72              | 7.06          | 103                     | 502                                 |
| 305                             | pickles (gm)                            | 15.94             | 1.03          | 222                     | 1035                                |
| 308                             | other processed food                    | -                 | 3.59          | 213                     | 1083                                |
| 309                             | beverages etc.: s.t. (290-308)          | -                 | 49.24         | 995                     | 5119                                |
| 888                             | total food                              | -                 | 436.00        | 1000                    | 5148                                |
| <b>MPCE class : Rs 915-1120</b> |   |                   |               |                         |                                     |
| 101                             | rice - P.D.S.                           | 0.56              | 4.26          | 150                     | 1050                                |
| 102                             | rice - other sources                    | 4.62              | 61.78         | 888                     | 4928                                |
| 103                             | chira                                   | 0.07              | 1.00          | 149                     | 780                                 |
| 105                             | muri                                    | 0.06              | 0.97          | 98                      | 614                                 |
| 107                             | wheat/atta - P.D.S.                     | 0.30              | 2.26          | 142                     | 796                                 |
| 108                             | wheat/atta - other sources              | 4.13              | 35.47         | 739                     | 3953                                |

(Contd.)

\* Unless otherwise specified

NSS Report No. 461: Consumption of Some Important Commodities in India, 1999-2000

**Table 1U : Monthly per capita quantity and value of consumption for food items by MPCE class for all-India**

| <b>all-India</b>                |   | <b>Urban</b>      |               |  |                      |
|---------------------------------|---|-------------------|---------------|--|----------------------|
| item code                       | item  | quantity<br>(kg*) | value<br>(Rs) | no. of households<br>reporting consumption |                      |
|                                 |   |                   |               | per 1000<br>households                     | sample<br>households |
| (1)                             | (2)   | (3)               | (4)           | (5)  | (6)                  |
| <b>MPCE class : Rs 915-1120</b> |   |                   |               |  |                      |
| 110                             | maida   | 0.06              | 0.67          | 153  | 814                  |
| 111                             | suji, rawa  | 0.14              | 1.89          | 417  | 2015                 |
| 113                             | bread (bakery)                                    | 0.21              | 3.50          | 294  | 1812                 |
| 115                             | jowar & products                                  | 0.14              | 1.34          | 53   | 261                  |
| 129                             | cereal: s.t. (101 -122)                           | 10.50             | 115.00        | 945  | 5394                 |
| 139                             | cereal substitutes (tapioca, jackfruit seed etc.) | 0.04              | 0.58          | 99   | 426                  |
| 140                             | arhar (tur)                                       | 0.40              | 12.07         | 734  | 3599                 |
| 141                             | gram (split)                                      | 0.11              | 2.21          | 425  | 2252                 |
| 142                             | gram (whole)                                      | 0.05              | 1.01          | 190  | 1155                 |
| 143                             | moong   | 0.16              | 4.38          | 603  | 3358                 |
| 144                             | masur   | 0.11              | 2.93          | 349  | 2259                 |
| 145                             | urd   | 0.14              | 3.93          | 433  | 2323                 |
| 150                             | other pulses                                      | 0.05              | 1.32          | 186  | 1097                 |
| 152                             | besan   | 0.08              | 1.62          | 330  | 1763                 |
| 159                             | pulses & pulse products: s.t. (140-153)           | 1.14              | 30.52         | 936  | 5337                 |
| 160                             | milk: liquid (litre)                              | 6.79              | 85.29         | 867  | 4776                 |
| 161                             | baby food   | 0.02              | 0.88          | 21   | 145                  |
| 162                             | milk : condensed/ powder                          | 0.06              | 1.15          | 42   | 498                  |
| 163                             | curd  | 0.08              | 1.25          | 106  | 646                  |
| 164                             | ghee  | 0.19              | 12.10         | 311  | 1753                 |
| 165                             | butter  | 0.01              | 0.51          | 38   | 236                  |
| 169                             | milk & milk products: s.t.(160-167)               | -                 | 101.94        | 902  | 5144                 |
| 170                             | vanaspati, margarine                              | 0.09              | 3.16          | 211  | 1127                 |
| 171                             | mustard oil                                       | 0.23              | 8.05          | 320  | 2189                 |
| 172                             | groundnut oil                                     | 0.31              | 13.29         | 346  | 1653                 |
| 173                             | coconut oil                                       | 0.02              | 1.14          | 48   | 323                  |
| 174                             | edible oil (others)                               | 0.19              | 7.57          | 284  | 1582                 |
| 179                             | edible oil: s.t. (170-174)                        | 0.84              | 33.21         | 936  | 5345                 |
| 180                             | eggs (no.)  | 2.69              | 4.27          | 419  | 2448                 |
| 181                             | fish, prawn                                       | 0.27              | 10.38         | 291  | 1808                 |
| 182                             | goat meat/mutton                                  | 0.13              | 11.95         | 314  | 1607                 |
| 183                             | beef/ buffalo meat                                | 0.04              | 1.66          | 50   | 460                  |
| 185                             | chicken   | 0.08              | 4.97          | 238  | 1356                 |
| 189                             | egg, fish & meat: s.t. (180-186)                  | -                 | 33.64         | 569  | 3298                 |
| 190                             | potato  | 1.32              | 6.69          | 889  | 5124                 |
| 191                             | onion   | 0.84              | 5.79          | 897  | 5134                 |
| 192                             | radish  | 0.16              | 0.84          | 281  | 1490                 |
| 193                             | carrot  | 0.15              | 1.18          | 331  | 1844                 |
| 197                             | arum  | 0.04              | 0.38          | 109  | 679                  |
| 198                             | pumpkin   | 0.13              | 0.84          | 243  | 1461                 |
| 200                             | gourd   | 0.19              | 1.33          | 311  | 1742                 |

(Contd.)

\* Unless otherwise specified

NSS Report No. 461: Consumption of Some Important Commodities in India, 1999-2000

**Table 1U : Monthly per capita quantity and value of consumption for food items by MPCE class for all-India**

| <b>all-India</b>                |                                 | <b>Urban</b>      |               |                         |                                     |
|---------------------------------|---------------------------------|-------------------|---------------|-------------------------|-------------------------------------|
| item code                       | item                            | quantity<br>(kg*) | value<br>(Rs) | no. of households       |                                     |
|                                 |                                 |                   |               | reporting<br>households | consumption<br>sample<br>households |
| (1)                             | (2)                             | (3)               | (4)           | (5)                     | (6)                                 |
| <b>MPCE class : Rs 915-1120</b> |                                 |                   |               |                         |                                     |
| 201                             | bitter gourd                    | 0.09              | 1.12          | 299                     | 1715                                |
| 202                             | cucumber                        | 0.13              | 0.96          | 250                     | 1422                                |
| 203                             | parwal / patal                  | 0.08              | 0.88          | 141                     | 835                                 |
| 204                             | jhinga / torai                  | 0.14              | 1.16          | 248                     | 1272                                |
| 205                             | snake gourd                     | 0.03              | 0.32          | 106                     | 551                                 |
| 207                             | cauliflower                     | 0.29              | 2.64          | 428                     | 2375                                |
| 208                             | cabbage                         | 0.30              | 2.45          | 555                     | 3078                                |
| 210                             | brinjal                         | 0.41              | 3.47          | 739                     | 4006                                |
| 211                             | lady's finger                   | 0.24              | 2.70          | 558                     | 3007                                |
| 212                             | palak/other leafy vegetables    | 0.46              | 3.37          | 647                     | 3570                                |
| 213                             | french beans and barbati        | 0.09              | 0.96          | 251                     | 1337                                |
| 214                             | tomato                          | 0.68              | 6.30          | 834                     | 4676                                |
| 215                             | peas                            | 0.09              | 0.85          | 146                     | 913                                 |
| 216                             | chillis (green)                 | 0.24              | 2.27          | 792                     | 4406                                |
| 221                             | lemon (no.)                     | 1.84              | 1.53          | 506                     | 2708                                |
| 222                             | other vegetables                | 0.40              | 3.85          | 441                     | 2470                                |
| 229                             | vegetables: s.t. (190-222)      | -                 | 52.77         | 938                     | 5363                                |
| 230                             | banana (no.)                    | 6.51              | 5.94          | 708                     | 3942                                |
| 234                             | coconut (no.)                   | 0.69              | 4.04          | 332                     | 1701                                |
| 235                             | guava                           | 0.07              | 0.61          | 129                     | 705                                 |
| 237                             | orange,mausami (no.)            | 0.48              | 0.89          | 104                     | 651                                 |
| 240                             | mango                           | 0.19              | 2.94          | 178                     | 985                                 |
| 245                             | apple                           | 0.10              | 2.99          | 236                     | 1372                                |
| 246                             | grapes                          | 0.09              | 1.53          | 173                     | 953                                 |
| 247                             | other fresh fruits              | -                 | 1.19          | 132                     | 807                                 |
| 249                             | fruits (fresh) : s.t. (230-247) | -                 | 21.29         | 882                     | 4985                                |
| 250                             | coconut (copra)                 | 0.02              | 1.05          | 152                     | 668                                 |
| 251                             | groundnut                       | 0.08              | 1.95          | 270                     | 1259                                |
| 253                             | cashewnut                       | -                 | 0.52          | 47                      | 236                                 |
| 257                             | other dry fruits                | 0.01              | 0.60          | 42                      | 239                                 |
| 259                             | fruits (dry) : s.t. (250-257)   | 0.12              | 4.90          | 364                     | 1783                                |
| 260                             | sugar - P.D.S.                  | 0.36              | 4.16          | 573                     | 3323                                |
| 261                             | sugar - other sources           | 0.74              | 11.85         | 804                     | 4535                                |
| 262                             | gur                             | 0.06              | 0.90          | 194                     | 970                                 |
| 269                             | sugar : s.t. (260-264)          | 1.16              | 16.97         | 923                     | 5287                                |
| 279                             | salt                            | 0.43              | 1.60          | 936                     | 5339                                |
| 280                             | turmeric (gm)                   | 38.62             | 2.33          | 896                     | 5147                                |
| 281                             | black pepper (gm)               | 6.18              | 1.31          | 335                     | 1755                                |
| 282                             | dry chillies (gm)               | 66.60             | 3.97          | 855                     | 4765                                |
| 283                             | garlic (gm)                     | 51.30             | 1.98          | 767                     | 4275                                |
| 284                             | tamarind (gm)                   | 37.82             | 1.36          | 359                     | 1864                                |

(Contd.)

\* Unless otherwise specified

NSS Report No. 461: Consumption of Some Important Commodities in India, 1999-2000

**Table 1U : Monthly per capita quantity and value of consumption for food items by MPCE class for all-India**

| <b>all-India</b>                 |   | <b>Urban</b>      |               |  |                      |
|----------------------------------|---|-------------------|---------------|--|----------------------|
| item code                        | item  | quantity<br>(kg*) | value<br>(Rs) | no. of households<br>reporting consumption |                      |
|                                  |   |                   |               | per 1000<br>households                     | sample<br>households |
| (1)                              | (2)   | (3)               | (4)           | (5)  | (6)                  |
| <b>MPCE class : Rs 915-1120</b>  |   |                   |               |  |                      |
| 285                              | ginger (gm)                                       | 31.85             | 1.39          | 584  | 3468                 |
| 286                              | curry powder (gm)                                 | 18.26             | 1.59          | 285  | 1505                 |
| 287                              | oilseeds (gm)                                     | 7.45              | 0.36          | 256  | 1341                 |
| 288                              | other spices (gm)                                 | 57.91             | 5.13          | 839  | 4595                 |
| 289                              | spices : s.t. (280-288)                           | -                 | 19.43         | 937  | 5352                 |
| 290                              | tea : cups (no.)                                  | 8.00              | 14.32         | 569  | 3194                 |
| 291                              | tea : leaf (gm)                                   | 86.19             | 12.08         | 827  | 4839                 |
| 292                              | coffee : cups (no.)                               | 0.84              | 0.53          | 33   | 155                  |
| 293                              | coffee: powder (gm)                               | 10.37             | 1.67          | 124  | 624                  |
| 295                              | cold beverages: bottled/canned (no.)              | 0.24              | 1.20          | 71   | 482                  |
| 298                              | other beverages (cocoa, chocolate etc.)           | -                 | 1.36          | 72   | 360                  |
| 300                              | biscuits  | 2.45              | 5.27          | 542  | 3151                 |
| 301                              | salted refreshments                               | 1.91              | 4.89          | 460  | 2460                 |
| 302                              | prepared sweets                                   | 0.54              | 4.15          | 241  | 1378                 |
| 303                              | cooked meals (no.)                                | 1.51              | 13.41         | 138  | 755                  |
| 305                              | pickles (gm)                                      | 16.87             | 1.15          | 233  | 1269                 |
| 308                              | other processed food                              | -                 | 4.59          | 222  | 1217                 |
| 309                              | beverages etc.: s.t. (290-308)                    | -                 | 66.26         | 996  | 5652                 |
| 888                              | total food  | -                 | 498.00        | 1000                                       | 5677                 |
| <b>MPCE class : Rs 1120-1500</b> |   |                   |               |  |                      |
| 101                              | rice - P.D.S.                                     | 0.40              | 3.27          | 109  | 948                  |
| 102                              | rice - other sources                              | 4.71              | 65.18         | 872  | 5685                 |
| 103                              | chira   | 0.08              | 1.19          | 154  | 894                  |
| 105                              | muri  | 0.05              | 0.97          | 101  | 650                  |
| 107                              | wheat/atta - P.D.S.                               | 0.30              | 2.30          | 123  | 798                  |
| 108                              | wheat/atta - other sources                        | 4.06              | 36.52         | 735  | 4669                 |
| 110                              | maida   | 0.08              | 0.99          | 181  | 1100                 |
| 111                              | suji, rawa  | 0.17              | 2.21          | 422  | 2433                 |
| 113                              | bread (bakery)                                    | 0.30              | 4.54          | 351  | 2483                 |
| 115                              | jowar & products                                  | 0.12              | 1.23          | 48   | 253                  |
| 121                              | ragi & products                                   | 0.09              | 0.63          | 39   | 178                  |
| 129                              | cereal: s.t. (101-122)                            | 10.52             | 120.88        | 917  | 6150                 |
| 139                              | cereal substitutes (tapioca, jackfruit seed etc.) | 0.04              | 0.51          | 87   | 477                  |
| 140                              | arhar (tur)                                       | 0.42              | 13.02         | 707  | 4123                 |
| 141                              | gram (split)                                      | 0.12              | 2.58          | 430  | 2591                 |
| 142                              | gram (whole)                                      | 0.05              | 1.12          | 189  | 1383                 |
| 143                              | moong   | 0.24              | 5.08          | 624  | 3961                 |
| 144                              | masur   | 0.16              | 3.20          | 348  | 2629                 |
| 145                              | urd   | 0.15              | 4.43          | 430  | 2720                 |
| 150                              | other pulses                                      | 0.05              | 1.42          | 181  | 1408                 |
| 152                              | besan   | 0.09              | 1.81          | 330  | 2092                 |

(Contd.)

\* Unless otherwise specified

NSS Report No. 461: Consumption of Some Important Commodities in India, 1999-2000

**Table 1U : Monthly per capita quantity and value of consumption for food items by MPCE class for all-India**

| <b>all-India</b>                 |   | <b>Urban</b>      |               |                         |                                     |
|----------------------------------|---|-------------------|---------------|-------------------------|-------------------------------------|
| item code                        | item                                    | quantity<br>(kg*) | value<br>(Rs) | no. of households       |                                     |
|                                  |   |                   |               | reporting<br>households | consumption<br>sample<br>households |
| (1)                              | (2)                                     | (3)               | (4)           | (5)                     | (6)                                 |
| <b>MPCE class : Rs 1120-1500</b> |   |                   |               |                         |                                     |
| 159                              | pulses & pulse products: s.t. (140-153) | 1.34              | 33.92         | 910                     | 6087                                |
| 160                              | milk: liquid (litre)                    | 7.91              | 100.93        | 848                     | 5503                                |
| 161                              | baby food                               | 0.02              | 1.19          | 26                      | 168                                 |
| 162                              | milk : condensed/ powder                | 0.03              | 1.14          | 40                      | 591                                 |
| 163                              | curd                                    | 0.07              | 1.21          | 93                      | 744                                 |
| 164                              | ghee                                    | 0.11              | 14.93         | 342                     | 2320                                |
| 165                              | butter                                  | 0.07              | 1.05          | 61                      | 447                                 |
| 166                              | ice-cream                               | -                 | 0.56          | 35                      | 280                                 |
| 167                              | other milk products                     | 0.03              | 0.53          | 24                      | 267                                 |
| 169                              | milk & milk products: s.t.(160-167)     | -                 | 121.54        | 875                     | 5900                                |
| 170                              | vanaspati, margarine                    | 0.07              | 3.02          | 197                     | 1252                                |
| 171                              | mustard oil                             | 0.23              | 8.63          | 315                     | 2485                                |
| 172                              | groundnut oil                           | 0.33              | 14.23         | 336                     | 1811                                |
| 173                              | coconut oil                             | 0.02              | 1.21          | 44                      | 382                                 |
| 174                              | edible oil (others)                     | 0.24              | 10.22         | 292                     | 2015                                |
| 179                              | edible oil: s.t. (170-174)              | 0.89              | 37.31         | 906                     | 6094                                |
| 180                              | eggs (no.)                              | 3.19              | 5.16          | 403                     | 2886                                |
| 181                              | fish, prawn                             | 0.30              | 12.78         | 279                     | 2088                                |
| 182                              | goat meat/mutton                        | 0.13              | 12.63         | 285                     | 1778                                |
| 183                              | beef/ buffalo meat                      | 0.04              | 1.46          | 44                      | 498                                 |
| 185                              | chicken                                 | 0.12              | 6.97          | 249                     | 1752                                |
| 189                              | egg, fish & meat: s.t. (180-186)        | -                 | 39.42         | 520                     | 3726                                |
| 190                              | potato                                  | 1.39              | 7.38          | 876                     | 5896                                |
| 191                              | onion                                   | 0.87              | 6.25          | 876                     | 5862                                |
| 192                              | radish                                  | 0.17              | 0.96          | 275                     | 1736                                |
| 193                              | carrot                                  | 0.17              | 1.47          | 344                     | 2245                                |
| 197                              | arum                                    | 0.04              | 0.40          | 111                     | 721                                 |
| 198                              | pumpkin                                 | 0.15              | 1.00          | 246                     | 1650                                |
| 200                              | gourd                                   | 0.22              | 1.55          | 315                     | 2015                                |
| 201                              | bitter gourd                            | 0.13              | 1.53          | 335                     | 2133                                |
| 202                              | cucumber                                | 0.17              | 1.35          | 280                     | 1837                                |
| 203                              | parwal / patal                          | 0.11              | 1.20          | 173                     | 1026                                |
| 204                              | jhinga / torai                          | 0.16              | 1.43          | 257                     | 1372                                |
| 205                              | snake gourd                             | 0.04              | 0.42          | 112                     | 644                                 |
| 207                              | cauliflower                             | 0.32              | 3.16          | 440                     | 2935                                |
| 208                              | cabbage                                 | 0.33              | 2.86          | 553                     | 3791                                |
| 210                              | brinjal                                 | 0.42              | 3.74          | 701                     | 4404                                |
| 211                              | lady's finger                           | 0.29              | 3.22          | 565                     | 3491                                |
| 212                              | palak/other leafy vegetables            | 0.47              | 3.60          | 612                     | 4111                                |
| 213                              | french beans and barbati                | 0.11              | 1.20          | 253                     | 1695                                |
| 214                              | tomato                                  | 0.74              | 7.10          | 807                     | 5419                                |

(Contd.)

\* Unless otherwise specified

NSS Report No. 461: Consumption of Some Important Commodities in India, 1999-2000

**Table 1U : Monthly per capita quantity and value of consumption for food items by MPCE class for all-India**

| <b>all-India</b>                 |                                      | <b>Urban</b>      |               |                         |                                     |
|----------------------------------|--------------------------------------|-------------------|---------------|-------------------------|-------------------------------------|
| item code                        | item                                 | quantity<br>(kg*) | value<br>(Rs) | no. of households       |                                     |
|                                  |                                      |                   |               | reporting<br>households | consumption<br>sample<br>households |
| (1)                              | (2)                                  | (3)               | (4)           | (5)                     | (6)                                 |
| <b>MPCE class : Rs 1120-1500</b> |                                      |                   |               |                         |                                     |
| 215                              | peas                                 | 0.11              | 1.10          | 161                     | 1248                                |
| 216                              | chillis (green)                      | 0.19              | 2.49          | 767                     | 5017                                |
| 221                              | lemon (no.)                          | 2.30              | 1.95          | 539                     | 3309                                |
| 222                              | other vegetables                     | 0.48              | 4.54          | 437                     | 2812                                |
| 229                              | vegetables: s.t. (190-222)           | -                 | 61.21         | 910                     | 6115                                |
| 230                              | banana (no.)                         | 8.27              | 7.66          | 747                     | 4840                                |
| 234                              | coconut (no.)                        | 0.83              | 4.96          | 339                     | 2049                                |
| 235                              | guava                                | 0.09              | 0.78          | 133                     | 884                                 |
| 237                              | orange,mausami (no.)                 | 0.82              | 1.71          | 145                     | 1062                                |
| 240                              | mango                                | 0.24              | 3.90          | 185                     | 1156                                |
| 245                              | apple                                | 0.16              | 4.95          | 298                     | 2019                                |
| 246                              | grapes                               | 0.08              | 1.91          | 184                     | 1259                                |
| 247                              | other fresh fruits                   | -                 | 1.84          | 150                     | 1086                                |
| 249                              | fruits (fresh) : s.t. (230-247)      | -                 | 29.30         | 891                     | 5932                                |
| 250                              | coconut (copra)                      | 0.07              | 1.08          | 144                     | 773                                 |
| 251                              | groundnut                            | 0.10              | 2.11          | 266                     | 1466                                |
| 253                              | cashewnut                            | 0.04              | 0.94          | 76                      | 491                                 |
| 256                              | raisin (kishmish, monacca etc.)      | 0.02              | 0.79          | 77                      | 511                                 |
| 257                              | other dry fruits                     | 0.03              | 1.21          | 46                      | 335                                 |
| 259                              | fruits (dry) : s.t. (250-257)        | 0.28              | 6.69          | 391                     | 2329                                |
| 260                              | sugar - P.D.S.                       | 0.35              | 4.21          | 500                     | 3450                                |
| 261                              | sugar - other sources                | 0.82              | 13.00         | 789                     | 5289                                |
| 262                              | gur                                  | 0.06              | 0.88          | 180                     | 1054                                |
| 269                              | sugar : s.t. (260-264)               | 1.23              | 18.20         | 899                     | 6040                                |
| 279                              | salt                                 | 0.39              | 1.66          | 911                     | 6094                                |
| 280                              | turmeric (gm)                        | 39.92             | 2.43          | 865                     | 5862                                |
| 281                              | black pepper (gm)                    | 7.96              | 1.63          | 344                     | 2088                                |
| 282                              | dry chillies (gm)                    | 67.89             | 4.04          | 826                     | 5374                                |
| 283                              | garlic (gm)                          | 52.09             | 2.10          | 726                     | 4782                                |
| 284                              | tamarind (gm)                        | 43.00             | 1.55          | 343                     | 2051                                |
| 285                              | ginger (gm)                          | 39.09             | 1.73          | 596                     | 4198                                |
| 286                              | curry powder (gm)                    | 20.34             | 1.80          | 293                     | 1815                                |
| 287                              | oilseeds (gm)                        | 9.17              | 0.45          | 248                     | 1486                                |
| 288                              | other spices (gm)                    | 64.48             | 5.92          | 802                     | 5285                                |
| 289                              | spices : s.t. (280-288)              | -                 | 21.64         | 908                     | 6092                                |
| 290                              | tea : cups (no.)                     | 8.62              | 15.57         | 574                     | 3890                                |
| 291                              | tea : leaf (gm)                      | 94.44             | 13.53         | 803                     | 5511                                |
| 292                              | coffee : cups (no.)                  | 0.67              | 0.78          | 44                      | 238                                 |
| 293                              | coffee: powder (gm)                  | 14.50             | 2.38          | 160                     | 927                                 |
| 295                              | cold beverages: bottled/canned (no.) | 0.69              | 1.94          | 98                      | 764                                 |
| 296                              | fruit juice and shake (glass)        | 0.28              | 0.85          | 39                      | 297                                 |

(Contd.)

\* Unless otherwise specified

NSS Report No. 461: Consumption of Some Important Commodities in India, 1999-2000

**Table 1U : Monthly per capita quantity and value of consumption for food items by MPCE class for all-India**

| <b>all-India</b>                 |   | <b>Urban</b>      |               |                         |                                     |
|----------------------------------|---|-------------------|---------------|-------------------------|-------------------------------------|
| item code                        | item  | quantity<br>(kg*) | value<br>(Rs) | no. of households       |                                     |
|                                  |   |                   |               | reporting<br>households | consumption<br>sample<br>households |
| (1)                              | (2)   | (3)               | (4)           | (5)                     | (6)                                 |
| <b>MPCE class : Rs 1120-1500</b> |   |                   |               |                         |                                     |
| 297                              | coconut: green (no.)                              | 0.13              | 0.63          | 64                      | 395                                 |
| 298                              | other beverages (cocoa, chocolate etc.)           | -                 | 2.36          | 95                      | 572                                 |
| 300                              | biscuits  | 2.80              | 6.98          | 552                     | 3832                                |
| 301                              | salted refreshments                               | 2.41              | 6.53          | 475                     | 3018                                |
| 302                              | prepared sweets                                   | 0.79              | 5.62          | 254                     | 1755                                |
| 303                              | cooked meals (no.)                                | 2.23              | 24.45         | 189                     | 1126                                |
| 305                              | pickles (gm)                                      | 22.39             | 1.58          | 260                     | 1618                                |
| 307                              | jam, jelly (gm)                                   | 5.89              | 0.58          | 52                      | 327                                 |
| 308                              | other processed food                              | -                 | 6.88          | 252                     | 1550                                |
| 309                              | beverages etc.: s.t. (290-308)                    | -                 | 91.46         | 997                     | 6633                                |
| 888                              | total food  | -                 | 584.00        | 1000                    | 6648                                |
| <b>MPCE class : Rs 1500-1925</b> |   |                   |               |                         |                                     |
| 101                              | rice - P.D.S.                                     | 0.41              | 4.37          | 87                      | 409                                 |
| 102                              | rice - other sources                              | 4.22              | 64.08         | 855                     | 3408                                |
| 103                              | chira   | 0.07              | 1.08          | 154                     | 601                                 |
| 105                              | muri  | 0.04              | 0.82          | 86                      | 400                                 |
| 107                              | wheat/atta - P.D.S.                               | 0.23              | 2.04          | 106                     | 396                                 |
| 108                              | wheat/atta - other sources                        | 4.07              | 38.18         | 754                     | 2897                                |
| 110                              | maida   | 0.09              | 1.21          | 217                     | 758                                 |
| 111                              | suji, rawa  | 0.19              | 2.49          | 458                     | 1567                                |
| 112                              | sewai, noodles                                    | 0.03              | 0.87          | 108                     | 433                                 |
| 113                              | bread (bakery)                                    | 0.36              | 6.26          | 436                     | 1726                                |
| 115                              | jowar & products                                  | 0.09              | 0.98          | 50                      | 162                                 |
| 121                              | ragi & products                                   | 0.07              | 0.51          | 33                      | 105                                 |
| 129                              | cereal: s.t. (101 -122)                           | 9.94              | 123.69        | 906                     | 3620                                |
| 139                              | cereal substitutes (tapioca, jackfruit seed etc.) | 0.04              | 0.58          | 93                      | 310                                 |
| 140                              | arhar (tur)                                       | 0.45              | 14.07         | 735                     | 2502                                |
| 141                              | gram (split)                                      | 0.13              | 2.95          | 451                     | 1612                                |
| 142                              | gram (whole)                                      | 0.06              | 1.42          | 220                     | 958                                 |
| 143                              | moong   | 0.20              | 5.65          | 675                     | 2467                                |
| 144                              | masur   | 0.11              | 2.99          | 345                     | 1535                                |
| 145                              | urd   | 0.18              | 5.37          | 484                     | 1738                                |
| 146                              | peas  | 0.02              | 0.51          | 115                     | 369                                 |
| 150                              | other pulses                                      | 0.06              | 1.62          | 196                     | 849                                 |
| 151                              | gram products                                     | 0.02              | 0.59          | 65                      | 175                                 |
| 152                              | besan   | 0.10              | 2.13          | 361                     | 1315                                |
| 159                              | pulses & pulse products: s.t. (140-153)           | 1.36              | 37.92         | 899                     | 3593                                |
| 160                              | milk: liquid (litre)                              | 10.04             | 129.01        | 877                     | 3426                                |
| 161                              | baby food   | 0.03              | 1.34          | 23                      | 109                                 |
| 162                              | milk : condensed/ powder                          | 0.02              | 1.10          | 34                      | 282                                 |
| 163                              | curd  | 0.12              | 1.88          | 117                     | 473                                 |

(Contd.)

\* Unless otherwise specified

NSS Report No. 461: Consumption of Some Important Commodities in India, 1999-2000



**Table 1U : Monthly per capita quantity and value of consumption for food items by MPCE class for all-India**

| <b>all-India</b>                 |                                     | <b>Urban</b>      |               |                         |                                     |
|----------------------------------|-------------------------------------|-------------------|---------------|-------------------------|-------------------------------------|
| item code                        | item                                | quantity<br>(kg*) | value<br>(Rs) | no. of households       |                                     |
|                                  |                                     |                   |               | reporting<br>households | consumption<br>sample<br>households |
| (1)                              | (2)                                 | (3)               | (4)           | (5)                     | (6)                                 |
| <b>MPCE class : Rs 1500-1925</b> |                                     |                   |               |                         |                                     |
| 164                              | ghee                                | 0.18              | 21.54         | 437                     | 1701                                |
| 165                              | butter                              | 0.07              | 1.75          | 99                      | 394                                 |
| 166                              | ice-cream                           | -                 | 1.36          | 63                      | 249                                 |
| 167                              | other milk products                 | 0.02              | 0.66          | 32                      | 198                                 |
| 169                              | milk & milk products: s.t.(160-167) | -                 | 158.65        | 903                     | 3592                                |
| 170                              | vanaspati, margarine                | 0.07              | 3.18          | 171                     | 720                                 |
| 171                              | mustard oil                         | 0.20              | 7.76          | 276                     | 1394                                |
| 172                              | groundnut oil                       | 0.36              | 15.67         | 320                     | 1105                                |
| 173                              | coconut oil                         | 0.03              | 1.62          | 51                      | 258                                 |
| 174                              | edible oil (others)                 | 0.31              | 14.43         | 366                     | 1315                                |
| 179                              | edible oil: s.t.(170-174)           | 0.97              | 42.66         | 897                     | 3590                                |
| 180                              | eggs (no.)                          | 3.50              | 5.63          | 412                     | 1739                                |
| 181                              | fish, prawn                         | 0.31              | 14.00         | 267                     | 1248                                |
| 182                              | goat meat/mutton                    | 0.15              | 13.85         | 287                     | 1133                                |
| 183                              | beef/ buffalo meat                  | 0.02              | 1.08          | 30                      | 252                                 |
| 184                              | pork                                | 0.01              | 0.59          | 10                      | 174                                 |
| 185                              | chicken                             | 0.13              | 8.51          | 271                     | 1156                                |
| 189                              | egg, fish & meat: s.t. (180-186)    | -                 | 43.71         | 499                     | 2178                                |
| 190                              | potato                              | 1.38              | 7.49          | 870                     | 3481                                |
| 191                              | onion                               | 0.96              | 7.03          | 855                     | 3433                                |
| 192                              | radish                              | 0.22              | 1.23          | 324                     | 1151                                |
| 193                              | carrot                              | 0.25              | 2.06          | 390                     | 1463                                |
| 195                              | beet                                | 0.03              | 0.35          | 102                     | 389                                 |
| 197                              | arum                                | 0.05              | 0.50          | 114                     | 439                                 |
| 198                              | pumpkin                             | 0.25              | 1.01          | 228                     | 988                                 |
| 200                              | gourd                               | 0.21              | 1.62          | 313                     | 1234                                |
| 201                              | bitter gourd                        | 0.12              | 1.65          | 326                     | 1304                                |
| 202                              | cucumber                            | 0.22              | 1.95          | 308                     | 1222                                |
| 203                              | parwal / patal                      | 0.10              | 1.13          | 147                     | 622                                 |
| 204                              | jhinga / torai                      | 0.18              | 1.63          | 250                     | 867                                 |
| 205                              | snake gourd                         | 0.05              | 0.50          | 111                     | 383                                 |
| 207                              | cauliflower                         | 0.36              | 3.79          | 483                     | 1886                                |
| 208                              | cabbage                             | 0.37              | 3.36          | 568                     | 2278                                |
| 210                              | brinjal                             | 0.43              | 4.03          | 691                     | 2591                                |
| 211                              | lady's finger                       | 0.33              | 3.98          | 601                     | 2191                                |
| 212                              | palak/other leafy vegetables        | 0.49              | 3.85          | 642                     | 2445                                |
| 213                              | french beans and barbati            | 0.13              | 1.67          | 299                     | 1115                                |
| 214                              | tomato                              | 0.85              | 8.53          | 822                     | 3278                                |
| 215                              | peas                                | 0.13              | 1.40          | 206                     | 804                                 |
| 216                              | chillis (green)                     | 0.34              | 2.51          | 767                     | 2984                                |
| 221                              | lemon (no.)                         | 2.77              | 2.57          | 595                     | 2211                                |

(Contd.)

\* Unless otherwise specified

NSS Report No. 461: Consumption of Some Important Commodities in India, 1999-2000

**Table 1U : Monthly per capita quantity and value of consumption for food items by MPCE class for all-India**

| <b>all-India</b>                 |                                      | <b>Urban</b>      |               |  |                      |
|----------------------------------|--------------------------------------|-------------------|---------------|--|----------------------|
| item code                        | item                                 | quantity<br>(kg*) | value<br>(Rs) | no. of households<br>reporting consumption |                      |
|                                  |                                      |                   |               | per 1000<br>households                     | sample<br>households |
| (1)                              | (2)                                  | (3)               | (4)           | (5)  | (6)                  |
| <b>MPCE class : Rs 1500-1925</b> |                                      |                   |               |  |                      |
| 222                              | other vegetables                     | 0.52              | 5.55          | 455  | 1637                 |
| 229                              | vegetables: s.t. (190-222)           | -                 | 70.55         | 900  | 3611                 |
| 230                              | banana (no.)                         | 9.42              | 9.20          | 780  | 3054                 |
| 232                              | watermelon                           | 0.11              | 0.71          | 66   | 250                  |
| 234                              | coconut (no.)                        | 0.90              | 5.50          | 365  | 1312                 |
| 235                              | guava                                | 0.09              | 0.88          | 147  | 563                  |
| 237                              | orange,mausami (no.)                 | 1.20              | 2.64          | 186  | 759                  |
| 238                              | papaya                               | 0.07              | 0.71          | 84   | 296                  |
| 240                              | mango                                | 0.44              | 7.07          | 188  | 786                  |
| 245                              | apple                                | 0.26              | 7.63          | 377  | 1547                 |
| 246                              | grapes                               | 0.14              | 3.16          | 246  | 915                  |
| 247                              | other fresh fruits                   | -                 | 2.48          | 174  | 694                  |
| 249                              | fruits (fresh) : s.t. (230-247)      | -                 | 41.34         | 921  | 3624                 |
| 250                              | coconut (copra)                      | 0.10              | 1.42          | 169  | 569                  |
| 251                              | groundnut                            | 0.14              | 2.55          | 299  | 991                  |
| 252                              | dates                                | 0.01              | 0.54          | 63   | 248                  |
| 253                              | cashewnut                            | 0.02              | 2.33          | 146  | 485                  |
| 256                              | raisin (kishmish, monacca etc.)      | 0.13              | 1.69          | 126  | 440                  |
| 257                              | other dry fruits                     | 0.01              | 2.16          | 73   | 289                  |
| 259                              | fruits (dry) : s.t. (250-257)        | 0.41              | 11.36         | 440  | 1607                 |
| 260                              | sugar - P.D.S.                       | 0.38              | 4.60          | 485  | 1904                 |
| 261                              | sugar - other sources                | 0.85              | 13.80         | 775  | 3205                 |
| 262                              | gur                                  | 0.07              | 1.03          | 202  | 709                  |
| 269                              | sugar : s.t. (260-264)               | 1.31              | 19.60         | 904  | 3622                 |
| 279                              | salt                                 | 0.36              | 1.77          | 900  | 3594                 |
| 280                              | turmeric (gm)                        | 39.84             | 2.61          | 847  | 3447                 |
| 281                              | black pepper (gm)                    | 8.74              | 2.04          | 382  | 1387                 |
| 282                              | dry chillies (gm)                    | 67.52             | 4.21          | 805  | 3174                 |
| 283                              | garlic (gm)                          | 57.17             | 2.29          | 724  | 2846                 |
| 284                              | tamarind (gm)                        | 47.19             | 1.86          | 337  | 1209                 |
| 285                              | ginger (gm)                          | 41.10             | 1.84          | 608  | 2545                 |
| 286                              | curry powder (gm)                    | 21.29             | 1.96          | 296  | 1125                 |
| 287                              | oilseeds (gm)                        | 10.75             | 0.53          | 238  | 910                  |
| 288                              | other spices (gm)                    | 67.45             | 6.24          | 774  | 3114                 |
| 289                              | spices : s.t. (280-288)              | -                 | 23.59         | 896  | 3601                 |
| 290                              | tea : cups (no.)                     | 9.62              | 17.55         | 578  | 2317                 |
| 291                              | tea : leaf (gm)                      | 102.77            | 15.18         | 814  | 3352                 |
| 292                              | coffee : cups (no.)                  | 3.91              | 1.30          | 55   | 169                  |
| 293                              | coffee: powder (gm)                  | 20.70             | 3.69          | 197  | 709                  |
| 295                              | cold beverages: bottled/canned (no.) | 0.56              | 3.79          | 138  | 668                  |
| 296                              | fruit juice and shake (glass)        | 0.21              | 1.83          | 66   | 277                  |

(Contd.)

\* Unless otherwise specified

NSS Report No. 461: Consumption of Some Important Commodities in India, 1999-2000

**Table 1U : Monthly per capita quantity and value of consumption for food items by MPCE class for all-India**

| <b>all-India</b>                       |   | <b>Urban</b>      |               |  |                      |
|--|---|-------------------|---------------|--|----------------------|
| item code                              | item  | quantity<br>(kg*) | value<br>(Rs) | no. of households<br>reporting consumption |                      |
|  |   |                   |               | per 1000<br>households                     | sample<br>households |
| (1)                                    | (2)   | (3)               | (4)           | (5)  | (6)                  |
| <b>MPCE class : Rs 1500-1925</b>       |   |                   |               |  |                      |
| 297                                    | coconut: green (no.)                              | 0.21              | 0.96          | 80   | 306                  |
| 298                                    | other beverages (cocoa, chocolate etc.)           | -                 | 4.27          | 138  | 462                  |
| 300                                    | biscuits  | 3.07              | 8.87          | 612  | 2469                 |
| 301                                    | salted refreshments                               | 2.98              | 9.01          | 535  | 1995                 |
| 302                                    | prepared sweets                                   | 1.43              | 7.00          | 294  | 1264                 |
| 303                                    | cooked meals (no.)                                | 2.60              | 34.57         | 221  | 752                  |
| 304                                    | cake, pastry                                      | 0.56              | 0.72          | 51   | 230                  |
| 305                                    | pickles (gm)                                      | 22.68             | 1.67          | 265  | 1066                 |
| 306                                    | sauce (gm)  | 11.81             | 1.05          | 93   | 342                  |
| 307                                    | jam, jelly (gm)                                   | 10.41             | 1.02          | 90   | 341                  |
| 308                                    | other processed food                              | -                 | 8.97          | 284  | 963                  |
| 309                                    | beverages etc.: s.t. (290-308)                    | -                 | 121.45        | 999  | 3897                 |
| 888                                    | total food  | -                 | 697.00        | 1000                                       | 3901                 |
| <b>MPCE class : Rs 1925 &amp; more</b> |   |                   |               |  |                      |
| 101                                    | rice - P.D.S.                                     | 0.20              | 1.66          | 55   | 302                  |
| 102                                    | rice - other sources                              | 4.08              | 67.74         | 838  | 3553                 |
| 103                                    | chira   | 0.08              | 1.14          | 153  | 616                  |
| 105                                    | muri  | 0.04              | 0.73          | 74   | 354                  |
| 106                                    | other rice products                               | 0.06              | 1.41          | 31   | 113                  |
| 107                                    | wheat/atta - P.D.S.                               | 0.19              | 2.15          | 72   | 323                  |
| 108                                    | wheat/atta - other sources                        | 3.96              | 39.17         | 755  | 3097                 |
| 110                                    | maida   | 0.12              | 1.44          | 191  | 804                  |
| 111                                    | suji, rawa  | 0.20              | 2.66          | 448  | 1729                 |
| 112                                    | sewai, noodles                                    | 0.04              | 1.29          | 119  | 548                  |
| 113                                    | bread (bakery)                                    | 0.56              | 9.71          | 477  | 2027                 |
| 115                                    | jowar & products                                  | 0.08              | 0.79          | 42   | 154                  |
| 129                                    | cereal: s.t. (101 -122)                           | 9.72              | 131.11        | 868  | 3735                 |
| 139                                    | cereal substitutes (tapioca, jackfruit seed etc.) | 0.04              | 0.58          | 83   | 287                  |
| 140                                    | arhar (tur)                                       | 0.43              | 13.96         | 693  | 2662                 |
| 141                                    | gram (split)                                      | 0.15              | 3.16          | 446  | 1806                 |
| 142                                    | gram (whole)                                      | 0.08              | 1.78          | 233  | 1081                 |
| 143                                    | moong   | 0.22              | 6.07          | 640  | 2544                 |
| 144                                    | masur   | 0.13              | 3.61          | 369  | 1563                 |
| 145                                    | urd   | 0.18              | 5.59          | 472  | 1890                 |
| 146                                    | peas  | 0.03              | 0.64          | 103  | 355                  |
| 150                                    | other pulses                                      | 0.08              | 2.45          | 208  | 953                  |
| 152                                    | besan   | 0.13              | 2.53          | 362  | 1463                 |
| 153                                    | other pulse products                              | 0.02              | 0.61          | 70   | 286                  |
| 159                                    | pulses & pulse products: s.t. (140-153)           | 1.47              | 41.09         | 855  | 3678                 |
| 160                                    | milk: liquid (litre)                              | 12.04             | 162.35        | 858  | 3555                 |
| 161                                    | baby food   | 0.02              | 1.20          | 24   | 92                   |

(Contd.)

\* Unless otherwise specified

NSS Report No. 461: Consumption of Some Important Commodities in India, 1999-2000

**Table 1U : Monthly per capita quantity and value of consumption for food items by MPCE class for all-India**

| <b>all-India</b>                       |                                     | <b>Urban</b>      |               |  |                      |
|--|-------------------------------------|-------------------|---------------|--|----------------------|
| item code                              | item                                | quantity<br>(kg*) | value<br>(Rs) | no. of households<br>reporting consumption |                      |
|  |                                     |                   |               | per 1000<br>households                     | sample<br>households |
| (1)                                    | (2)                                 | (3)               | (4)           | (5)  | (6)                  |
| <b>MPCE class : Rs 1925 &amp; more</b> |                                     |                   |               |  |                      |
| 162                                    | milk : condensed/ powder            | 0.05              | 1.48          | 35   | 318                  |
| 163                                    | curd                                | 0.12              | 2.04          | 93   | 488                  |
| 164                                    | ghee                                | 0.19              | 26.98         | 467  | 1922                 |
| 165                                    | butter                              | 0.11              | 5.03          | 213  | 688                  |
| 166                                    | ice-cream                           | -                 | 4.14          | 109  | 404                  |
| 167                                    | other milk products                 | 0.04              | 1.53          | 51   | 286                  |
| 169                                    | milk & milk products: s.t.(160-167) | -                 | 204.75        | 893  | 3749                 |
| 170                                    | vanaspati, margarine                | 0.09              | 3.86          | 175  | 705                  |
| 171                                    | mustard oil                         | 0.23              | 7.66          | 254  | 1284                 |
| 172                                    | groundnut oil                       | 0.32              | 14.74         | 268  | 1049                 |
| 173                                    | coconut oil                         | 0.03              | 1.95          | 51   | 294                  |
| 174                                    | edible oil (others)                 | 0.39              | 19.07         | 399  | 1607                 |
| 179                                    | edible oil: s.t. (170-174)          | 1.05              | 47.29         | 857  | 3685                 |
| 180                                    | eggs (no.)                          | 4.62              | 7.64          | 391  | 1828                 |
| 181                                    | fish, prawn                         | 0.42              | 19.45         | 247  | 1199                 |
| 182                                    | goat meat/mutton                    | 0.21              | 19.81         | 255  | 1130                 |
| 183                                    | beef/ buffalo meat                  | 0.19              | 1.57          | 27   | 216                  |
| 185                                    | chicken                             | 0.19              | 12.41         | 262  | 1265                 |
| 189                                    | egg, fish & meat: s.t. (180-186)    | -                 | 61.40         | 473  | 2253                 |
| 190                                    | potato                              | 1.42              | 7.97          | 807  | 3506                 |
| 191                                    | onion                               | 1.01              | 7.67          | 811  | 3516                 |
| 192                                    | radish                              | 0.23              | 1.46          | 310  | 1240                 |
| 193                                    | carrot                              | 0.48              | 4.97          | 370  | 1594                 |
| 195                                    | beet                                | 0.05              | 0.64          | 122  | 462                  |
| 197                                    | arum                                | 0.05              | 0.54          | 115  | 493                  |
| 198                                    | pumpkin                             | 0.15              | 1.27          | 234  | 980                  |
| 200                                    | gourd                               | 0.22              | 1.76          | 307  | 1289                 |
| 201                                    | bitter gourd                        | 0.16              | 2.15          | 345  | 1433                 |
| 202                                    | cucumber                            | 0.33              | 3.34          | 357  | 1389                 |
| 203                                    | parwal / patal                      | 0.11              | 1.36          | 156  | 624                  |
| 204                                    | jhinga / torai                      | 0.17              | 1.64          | 234  | 863                  |
| 207                                    | cauliflower                         | 0.41              | 4.72          | 485  | 2032                 |
| 208                                    | cabbage                             | 0.39              | 3.60          | 533  | 2361                 |
| 210                                    | brinjal                             | 0.41              | 4.02          | 634  | 2600                 |
| 211                                    | lady's finger                       | 0.38              | 4.87          | 585  | 2378                 |
| 212                                    | palak/other leafy vegetables        | 0.52              | 4.54          | 584  | 2461                 |
| 213                                    | french beans and barbati            | 0.16              | 2.19          | 313  | 1322                 |
| 214                                    | tomato                              | 0.97              | 9.95          | 794  | 3427                 |
| 215                                    | peas                                | 0.14              | 1.90          | 212  | 971                  |
| 216                                    | chillis (green)                     | 0.21              | 2.72          | 726  | 3027                 |
| 217                                    | capsicum                            | 0.04              | 0.76          | 111  | 458                  |

(Contd.)

\* Unless otherwise specified

NSS Report No. 461: Consumption of Some Important Commodities in India, 1999-2000

**Table 1U : Monthly per capita quantity and value of consumption for food items by MPCE class for all-India**

| <b>all-India</b>                       |                                 | <b>Urban</b>      |               |                         |                                     |
|--|---------------------------------|-------------------|---------------|-------------------------|-------------------------------------|
| item code                              | item                            | quantity<br>(kg*) | value<br>(Rs) | no. of households       |                                     |
|  |                                 |                   |               | reporting<br>households | consumption<br>sample<br>households |
| (1)                                    | (2)                             | (3)               | (4)           | (5)                     | (6)                                 |
| <b>MPCE class : Rs 1925 &amp; more</b> |                                 |                   |               |                         |                                     |
| 221                                    | lemon (no.)                     | 3.65              | 3.48          | 618                     | 2459                                |
| 222                                    | other vegetables                | 0.86              | 8.74          | 415                     | 1711                                |
| 229                                    | vegetables: s.t. (190-222)      | -                 | 87.74         | 863                     | 3709                                |
| 230                                    | banana (no.)                    | 12.77             | 13.25         | 806                     | 3332                                |
| 232                                    | watermelon                      | 0.11              | 0.77          | 67                      | 280                                 |
| 233                                    | pineapple (no.)                 | 0.09              | 0.94          | 71                      | 288                                 |
| 234                                    | coconut (no.)                   | 1.08              | 6.96          | 362                     | 1405                                |
| 235                                    | guava                           | 0.12              | 1.05          | 138                     | 619                                 |
| 237                                    | orange,mausami (no.)            | 2.17              | 4.61          | 242                     | 1055                                |
| 238                                    | papaya                          | 0.11              | 1.44          | 118                     | 479                                 |
| 240                                    | mango                           | 0.49              | 10.73         | 223                     | 852                                 |
| 241                                    | kharbooza                       | 0.06              | 0.60          | 34                      | 170                                 |
| 245                                    | apple                           | 0.49              | 13.15         | 465                     | 1988                                |
| 246                                    | grapes                          | 0.21              | 5.78          | 278                     | 1167                                |
| 247                                    | other fresh fruits              | -                 | 4.51          | 194                     | 843                                 |
| 249                                    | fruits (fresh) : s.t. (230-247) | -                 | 64.84         | 925                     | 3886                                |
| 250                                    | coconut (copra)                 | 0.10              | 1.50          | 163                     | 590                                 |
| 251                                    | groundnut                       | 0.08              | 2.48          | 255                     | 1039                                |
| 252                                    | dates                           | 0.02              | 1.27          | 81                      | 373                                 |
| 253                                    | cashewnut                       | 0.03              | 5.04          | 180                     | 743                                 |
| 254                                    | walnut                          | 0.01              | 0.70          | 20                      | 80                                  |
| 255                                    | other nuts                      | -                 | 0.86          | 24                      | 148                                 |
| 256                                    | raisin (kishmish, monacca etc.) | 0.05              | 3.35          | 177                     | 698                                 |
| 257                                    | other dry fruits                | 0.03              | 5.51          | 114                     | 448                                 |
| 259                                    | fruits (dry) : s.t. (250-257)   | 0.31              | 20.71         | 471                     | 1954                                |
| 260                                    | sugar - P.D.S.                  | 0.40              | 4.72          | 401                     | 1708                                |
| 261                                    | sugar - other sources           | 1.00              | 16.04         | 785                     | 3342                                |
| 262                                    | gur                             | 0.07              | 1.08          | 188                     | 665                                 |
| 264                                    | honey                           | 0.01              | 0.57          | 34                      | 144                                 |
| 269                                    | sugar : s.t. (260-264)          | 1.48              | 22.49         | 869                     | 3733                                |
| 279                                    | salt                            | 0.47              | 2.14          | 859                     | 3697                                |
| 280                                    | turmeric (gm)                   | 42.15             | 2.83          | 796                     | 3506                                |
| 281                                    | black pepper (gm)               | 16.24             | 3.82          | 361                     | 1526                                |
| 282                                    | dry chillies (gm)               | 68.64             | 4.69          | 766                     | 3279                                |
| 283                                    | garlic (gm)                     | 54.70             | 27.19         | 639                     | 2859                                |
| 284                                    | tamarind (gm)                   | 42.83             | 1.71          | 306                     | 1290                                |
| 285                                    | ginger (gm)                     | 45.96             | 2.39          | 581                     | 2636                                |
| 286                                    | curry powder (gm)               | 22.63             | 2.18          | 298                     | 1226                                |
| 287                                    | oilseeds (gm)                   | 8.58              | 0.47          | 209                     | 887                                 |
| 288                                    | other spices (gm)               | 77.75             | 8.13          | 767                     | 3290                                |
| 289                                    | spices : s.t. (280-288)         | -                 | 53.41         | 857                     | 3693                                |

(Contd.)

\* Unless otherwise specified

NSS Report No. 461: Consumption of Some Important Commodities in India, 1999-2000

**Table 1U : Monthly per capita quantity and value of consumption for food items by MPCE class for all-India**

| <b>all-India</b>                      |  | <b>Urban</b>      |               |                         |                                     |
|---------------------------------------|--|-------------------|---------------|-------------------------|-------------------------------------|
| item code                             | item                                     | quantity<br>(kg*) | value<br>(Rs) | no. of households       |                                     |
|                                       |  |                   |               | reporting<br>households | consumption<br>sample<br>households |
| (1)                                   | (2)                                      | (3)               | (4)           | (5)                     | (6)                                 |
| <b>MPCE class : Rs 1925 and above</b> |  |                   |               |                         |                                     |
| 290                                   | tea : cups (no.)                         | 34.72             | 46.13         | 556                     | 2445                                |
| 291                                   | tea : leaf (gm)                          | 119.83            | 18.35         | 786                     | 3422                                |
| 292                                   | coffee : cups (no.)                      | 1.43              | 2.16          | 76                      | 304                                 |
| 293                                   | coffee: powder (gm)                      | 28.13             | 6.84          | 265                     | 963                                 |
| 295                                   | cold beverages: bottled/canned (no.)     | 1.57              | 11.99         | 260                     | 1015                                |
| 296                                   | fruit juice and shake (glass)            | 0.59              | 6.78          | 137                     | 508                                 |
| 297                                   | coconut: green (no.)                     | 0.22              | 1.48          | 92                      | 385                                 |
| 298                                   | other beverages (cocoa, chocolate etc.)  | -                 | 5.17          | 141                     | 551                                 |
| 300                                   | biscuits                                 | 3.79              | 13.53         | 636                     | 2743                                |
| 301                                   | salted refreshments                      | 2.54              | 10.74         | 527                     | 2210                                |
| 302                                   | prepared sweets                          | 0.61              | 13.05         | 322                     | 1406                                |
| 303                                   | cooked meals (no.)                       | 4.11              | 76.75         | 312                     | 1107                                |
| 304                                   | cake, pastry                             | 0.33              | 2.42          | 82                      | 328                                 |
| 305                                   | pickles (gm)                             | 31.14             | 2.50          | 294                     | 1211                                |
| 306                                   | sauce (gm)                               | 25.10             | 2.31          | 160                     | 585                                 |
| 307                                   | jam, jelly (gm)                          | 23.97             | 2.27          | 145                     | 578                                 |
| 308                                   | other processed food                     | -                 | 14.91         | 302                     | 1151                                |
| 309                                   | beverages etc.: s.t. (290-308)           | -                 | 237.54        | 998                     | 4103                                |
| 888                                   | total food                               | -                 | 975.00        | 1000                    | 4112                                |
| <b>MPCE class : all</b>               |  |                   |               |                         |                                     |
| 101                                   | rice - P.D.S.                            | 0.66              | 4.39          | 199                     | 10560                               |
| 102                                   | rice - other sources                     | 4.44              | 54.80         | 885                     | 42777                               |
| 103                                   | chira                                    | 0.06              | 0.77          | 129                     | 6025                                |
| 105                                   | muri                                     | 0.05              | 0.82          | 98                      | 5036                                |
| 107                                   | wheat/atta - P.D.S.                      | 0.31              | 2.22          | 153                     | 7295                                |
| 108                                   | wheat/atta - other sources               | 4.14              | 34.19         | 712                     | 33666                               |
| 110                                   | maida                                    | 0.05              | 0.55          | 125                     | 6127                                |
| 111                                   | suji, rawa                               | 0.10              | 1.27          | 334                     | 14869                               |
| 113                                   | bread (bakery)                           | 0.16              | 2.59          | 253                     | 13372                               |
| 115                                   | jowar & products                         | 0.22              | 1.89          | 64                      | 2731                                |
| 116                                   | bajra & products                         | 0.09              | 0.70          | 34                      | 1619                                |
| 129                                   | cereal: s.t. (101 -122)                  | 10.42             | 105.58        | 952                     | 46922                               |
| 140                                   | arhar (tur)                              | 0.33              | 9.87          | 708                     | 31201                               |
| 141                                   | gram (split)                             | 0.09              | 1.87          | 395                     | 18212                               |
| 142                                   | gram (whole)                             | 0.04              | 0.75          | 160                     | 8704                                |
| 143                                   | moong                                    | 0.15              | 3.65          | 555                     | 26726                               |
| 144                                   | masur                                    | 0.13              | 2.95          | 374                     | 19604                               |
| 145                                   | urd                                      | 0.11              | 3.00          | 400                     | 18708                               |
| 150                                   | other pulses                             | 0.04              | 0.98          | 152                     | 8226                                |
| 152                                   | besan                                    | 0.08              | 1.27          | 305                     | 14433                               |
| 159                                   | pulses & pulse products: s.t. (140 -153) | 1.00              | 25.20         | 943                     | 46384                               |

(Contd.)

\* Unless otherwise specified

NSS Report No. 461: Consumption of Some Important Commodities in India, 1999-2000

**Table 1U : Monthly per capita quantity and value of consumption for food items by MPCE class for all-India**

| <b>all-India</b>        |                                     | <b>Urban</b>      |               |                         |                                     |
|-------------------------|-------------------------------------|-------------------|---------------|-------------------------|-------------------------------------|
| item code               | item                                | quantity<br>(kg*) | value<br>(Rs) | no. of households       |                                     |
|                         |                                     |                   |               | reporting<br>households | consumption<br>sample<br>households |
| (1)                     | (2)                                 | (3)               | (4)           | (5)                     | (6)                                 |
| <b>MPCE class : all</b> |                                     |                   |               |                         |                                     |
| 160                     | milk: liquid (litre)                | 5.10              | 62.66         | 829                     | 39823                               |
| 161                     | baby food                           | 0.01              | 0.60          | 18                      | 990                                 |
| 162                     | milk : condensed/ powder            | 0.03              | 0.81          | 41                      | 3583                                |
| 163                     | curd                                | 0.06              | 0.83          | 89                      | 4824                                |
| 164                     | ghee                                | 0.07              | 7.98          | 234                     | 12024                               |
| 165                     | butter                              | 0.02              | 0.58          | 41                      | 2092                                |
| 169                     | milk & milk products: s.t.(160-167) | -                 | 74.17         | 869                     | 42769                               |
| 170                     | vanaspati, margarine                | 0.06              | 2.35          | 191                     | 9144                                |
| 171                     | mustard oil                         | 0.25              | 7.36          | 357                     | 19603                               |
| 172                     | groundnut oil                       | 0.23              | 9.69          | 318                     | 13748                               |
| 173                     | coconut oil                         | 0.02              | 0.83          | 41                      | 2609                                |
| 174                     | edible oil (others)                 | 0.17              | 6.58          | 287                     | 13650                               |
| 179                     | edible oil: s.t. (170-174)          | 0.72              | 26.81         | 946                     | 46569                               |
| 180                     | eggs (no.)                          | 2.06              | 3.31          | 387                     | 19956                               |
| 181                     | fish, prawn                         | 0.22              | 8.08          | 285                     | 15539                               |
| 182                     | goat meat/mutton                    | 0.10              | 8.84          | 280                     | 13162                               |
| 183                     | beef/ buffalo meat                  | 0.08              | 2.21          | 79                      | 4941                                |
| 185                     | chicken                             | 0.06              | 4.01          | 207                     | 10558                               |
| 189                     | egg, fish & meat: s.t. (180-186)    | -                 | 26.78         | 580                     | 29815                               |
| 190                     | potato                              | 1.32              | 6.33          | 902                     | 44631                               |
| 191                     | onion                               | 0.72              | 4.77          | 913                     | 44930                               |
| 192                     | radish                              | 0.15              | 0.69          | 272                     | 12824                               |
| 193                     | carrot                              | 0.12              | 1.00          | 273                     | 13605                               |
| 197                     | arum                                | 0.04              | 0.31          | 110                     | 5522                                |
| 198                     | pumpkin                             | 0.13              | 0.75          | 246                     | 12264                               |
| 200                     | gourd                               | 0.18              | 1.13          | 313                     | 15039                               |
| 201                     | bitter gourd                        | 0.08              | 0.89          | 274                     | 13067                               |
| 202                     | cucumber                            | 0.11              | 0.83          | 227                     | 11347                               |
| 203                     | parwal / patal                      | 0.08              | 0.77          | 153                     | 7030                                |
| 204                     | jhinga / torai                      | 0.14              | 1.05          | 255                     | 10798                               |
| 207                     | cauliflower                         | 0.26              | 2.13          | 392                     | 19278                               |
| 208                     | cabbage                             | 0.26              | 1.98          | 504                     | 25204                               |
| 210                     | brinjal                             | 0.38              | 2.98          | 735                     | 34353                               |
| 211                     | lady's finger                       | 0.21              | 2.16          | 525                     | 24385                               |
| 212                     | palak/other leafy vegetables        | 0.40              | 2.63          | 637                     | 30744                               |
| 213                     | french beans and barbati            | 0.07              | 0.75          | 214                     | 10524                               |
| 214                     | tomato                              | 0.55              | 4.85          | 799                     | 39279                               |
| 215                     | peas                                | 0.08              | 0.70          | 144                     | 7655                                |
| 216                     | chillis (green)                     | 0.24              | 1.98          | 802                     | 38577                               |
| 221                     | lemon (no.)                         | 1.39              | 1.14          | 448                     | 21263                               |
| 222                     | other vegetables                    | 0.34              | 3.02          | 422                     | 20851                               |

(Contd.)

\* Unless otherwise specified

NSS Report No. 461: Consumption of Some Important Commodities in India, 1999-2000

**Table 1U : Monthly per capita quantity and value of consumption for food items by MPCE class for all-India**

| <b>all-India</b>        |   | <b>Urban</b>      |               |                         |                                     |
|-------------------------|---|-------------------|---------------|-------------------------|-------------------------------------|
| item code               | item                                    | quantity<br>(kg*) | value<br>(Rs) | no. of households       |                                     |
|                         |   |                   |               | reporting<br>households | consumption<br>sample<br>households |
| (1)                     | (2)                                     | (3)               | (4)           | (5)                     | (6)                                 |
| <b>MPCE class : all</b> |   |                   |               |                         |                                     |
| 229                     | vegetables: s.t. (190-222)              | -                 | 43.90         | 949                     | 46750                               |
| 230                     | banana (no.)                            | 5.00              | 4.40          | 637                     | 31123                               |
| 234                     | coconut (no.)                           | 0.51              | 2.96          | 306                     | 14026                               |
| 235                     | guava                                   | 0.07              | 0.49          | 130                     | 6276                                |
| 237                     | orange,mausami (no.)                    | 0.41              | 0.81          | 97                      | 5244                                |
| 240                     | mango                                   | 0.16              | 2.48          | 159                     | 7315                                |
| 245                     | apple                                   | 0.08              | 2.35          | 184                     | 9965                                |
| 246                     | grapes                                  | 0.05              | 1.15          | 141                     | 7075                                |
| 247                     | other fresh fruits                      | -                 | 1.00          | 115                     | 6350                                |
| 249                     | fruits (fresh) : s.t. (230-247)         | -                 | 16.67         | 826                     | 40590                               |
| 250                     | coconut (copra)                         | 0.03              | 0.67          | 124                     | 5184                                |
| 251                     | groundnut                               | 0.06              | 1.32          | 223                     | 9740                                |
| 253                     | cashewnut                               | 0.01              | 0.56          | 47                      | 2347                                |
| 257                     | other dry fruits                        | 0.01              | 0.65          | 35                      | 1862                                |
| 259                     | fruits (dry) : s.t. (250-257)           | 0.13              | 4.01          | 314                     | 14440                               |
| 260                     | sugar - P.D.S.                          | 0.33              | 3.84          | 578                     | 28567                               |
| 261                     | sugar - other sources                   | 0.61              | 9.41          | 777                     | 38298                               |
| 262                     | gur                                     | 0.05              | 0.69          | 168                     | 7852                                |
| 269                     | sugar : s.t. (260-264)                  | 1.00              | 14.00         | 930                     | 45901                               |
| 279                     | salt                                    | 0.37              | 1.38          | 945                     | 46555                               |
| 280                     | turmeric (gm)                           | 34.67             | 1.99          | 904                     | 44714                               |
| 281                     | black pepper (gm)                       | 5.28              | 1.13          | 301                     | 14229                               |
| 282                     | dry chillies (gm)                       | 61.91             | 3.52          | 868                     | 41857                               |
| 283                     | garlic (gm)                             | 45.01             | 2.95          | 772                     | 37499                               |
| 284                     | tamarind (gm)                           | 33.37             | 1.16          | 330                     | 15173                               |
| 285                     | ginger (gm)                             | 27.20             | 1.17          | 568                     | 29022                               |
| 286                     | curry powder (gm)                       | 13.97             | 1.16          | 263                     | 12329                               |
| 287                     | oilseeds (gm)                           | 6.99              | 0.33          | 247                     | 11345                               |
| 288                     | other spices (gm)                       | 51.52             | 4.31          | 832                     | 40609                               |
| 289                     | spices : s.t. (280-288)                 | -                 | 17.73         | 947                     | 46660                               |
| 290                     | tea : cups (no.)                        | 7.13              | 11.26         | 525                     | 25959                               |
| 291                     | tea : leaf (gm)                         | 70.44             | 9.74          | 826                     | 41503                               |
| 293                     | coffee: powder (gm)                     | 7.38              | 1.29          | 107                     | 4938                                |
| 295                     | cold beverages: bottled/canned (no.)    | 0.26              | 1.25          | 64                      | 3753                                |
| 296                     | fruit juice and shake (glass)           | 0.09              | 0.62          | 30                      | 1578                                |
| 298                     | other beverages (cocoa, chocolate etc.) | -                 | 1.04          | 59                      | 2867                                |
| 300                     | biscuits                                | 2.06              | 4.14          | 504                     | 25508                               |
| 301                     | salted refreshments                     | 1.36              | 3.80          | 419                     | 19913                               |
| 302                     | prepared sweets                         | 0.40              | 3.00          | 204                     | 10383                               |
| 303                     | cooked meals (no.)                      | 1.02              | 11.85         | 122                     | 5642                                |
| 305                     | pickles (gm)                            | 12.92             | 0.86          | 199                     | 9566                                |
| 308                     | other processed food                    | -                 | 3.91          | 209                     | 10101                               |
| 309                     | beverages etc.: s.t. (290-308)          | -                 | 54.28         | 990                     | 48422                               |
| 888                     | total food                              | -                 | 411.00        | 999                     | 48885                               |

\* Unless otherwise specified

NSS Report No. 461: Consumption of Some Important Commodities in India, 1999-2000



**Table 2R: Monthly per capita quantity and value of consumption for food items for each State and UT**

| <b>Rural</b>          |   |                   |               |  |                      |
|-----------------------|---|-------------------|---------------|--|----------------------|
| item code             | item                                    | quantity<br>(kg*) | value<br>(Rs) | no. of households<br>reporting consumption |                      |
|                       |   |                   |               | per 1000<br>households                     | sample<br>households |
| (1)                   | (2)                                     | (3)               | (4)           | (5)  | (6)                  |
| <b>Andhra Pradesh</b> |   |                   |               |  |                      |
| 101                   | rice - P.D.S.                           | 2.30              | 9.07          | 627  | 3093                 |
| 102                   | rice - other sources                    | 9.35              | 94.20         | 944  | 4988                 |
| 108                   | wheat/atta - other sources              | 0.11              | 1.23          | 173  | 1053                 |
| 111                   | suji, rawa                              | 0.08              | 1.05          | 227  | 1298                 |
| 115                   | jowar & products                        | 0.44              | 3.45          | 126  | 794                  |
| 121                   | ragi & products                         | 0.18              | 1.11          | 110  | 626                  |
| 129                   | cereal: s.t. (101-122)                  | 12.65             | 111.70        | 967  | 5109                 |
| 140                   | arhar (tur)                             | 0.39              | 10.63         | 902  | 4794                 |
| 141                   | gram (split)                            | 0.07              | 1.15          | 299  | 1663                 |
| 143                   | moong                                   | 0.12              | 3.11          | 466  | 2474                 |
| 145                   | urd                                     | 0.11              | 2.24          | 337  | 1889                 |
| 159                   | pulses & pulse products: s.t. (140-153) | 0.73              | 17.86         | 958  | 5066                 |
| 160                   | milk: liquid (litre)                    | 2.87              | 26.19         | 772  | 4084                 |
| 163                   | curd                                    | 0.06              | 0.55          | 42   | 221                  |
| 169                   | milk & milk products: s.t.(160-167)     | -                 | 27.40         | 810  | 4249                 |
| 172                   | groundnut oil                           | 0.29              | 11.70         | 624  | 3326                 |
| 174                   | edible oil (others)                     | 0.17              | 5.06          | 339  | 1788                 |
| 179                   | edible oil: s.t. (170-174)              | 0.46              | 16.98         | 964  | 5092                 |
| 180                   | eggs (no.)                              | 2.07              | 2.98          | 617  | 3214                 |
| 181                   | fish, prawn                             | 0.18              | 2.45          | 250  | 1248                 |
| 182                   | goat meat/mutton                        | 0.10              | 8.02          | 377  | 2190                 |
| 183                   | beef/ buffalo meat                      | 0.05              | 1.11          | 76   | 374                  |
| 185                   | chicken                                 | 0.10              | 5.78          | 436  | 2222                 |
| 189                   | egg, fish & meat: s.t. (180-186)        | -                 | 20.61         | 839  | 4377                 |
| 190                   | potato                                  | 0.26              | 1.80          | 672  | 3617                 |
| 191                   | onion                                   | 0.69              | 3.90          | 958  | 5069                 |
| 197                   | arum                                    | 0.03              | 0.24          | 121  | 531                  |
| 200                   | gourd                                   | 0.17              | 0.85          | 403  | 2037                 |
| 201                   | bitter gourd                            | 0.05              | 0.46          | 225  | 1212                 |
| 202                   | cucumber                                | 0.18              | 0.92          | 396  | 1915                 |
| 204                   | jhinga / torai                          | 0.18              | 1.40          | 455  | 2280                 |
| 208                   | cabbage                                 | 0.08              | 0.65          | 280  | 1546                 |
| 210                   | brinjal                                 | 0.47              | 3.05          | 882  | 4637                 |
| 211                   | lady's finger                           | 0.20              | 1.63          | 633  | 3348                 |
| 212                   | palak/other leafy vegetables            | 0.45              | 2.33          | 847  | 4477                 |
| 213                   | french beans and barbati                | 0.03              | 0.27          | 122  | 736                  |
| 214                   | tomato                                  | 0.57              | 3.87          | 904  | 4774                 |
| 216                   | chillies (green)                        | 0.31              | 2.23          | 925  | 4884                 |
| 218                   | plantain (green)                        | 0.05              | 0.20          | 115  | 632                  |
| 221                   | lemon (no.)                             | 0.44              | 0.25          | 210  | 1135                 |
| 222                   | other vegetables                        | 0.25              | 1.73          | 535  | 2772                 |
| 229                   | vegetables: s.t. (190-222)              | -                 | 26.46         | 965  | 5103                 |
| 230                   | banana (no.)                            | 3.17              | 2.23          | 594  | 3261                 |
| 234                   | coconut (no.)                           | 0.22              | 1.13          | 308  | 1806                 |

\* Unless otherwise specified

(Contd.)

NSS Report No. 461: Consumption of Some Important Commodities in India, 1999-2000

**Table 2R: Monthly per capita quantity and value of consumption for food items for each State and UT**

| item code                | item  | quantity<br>(kg*) | value<br>(Rs) | Rural                                   |                   |
|--------------------------|---|-------------------|---------------|---|-------------------|
|                          |   |                   |               | no. of households reporting consumption |                   |
|                          |   |                   |               | per 1000 households                     | sample households |
| (1)                      | (2)   | (3)               | (4)           | (5)                                     | (6)               |
| <b>Andhra Pradesh</b>    |   |                   |               |   |                   |
| 235                      | guava   | 0.06              | 0.33          | 188                                     | 851               |
| 240                      | mango   | 0.06              | 0.88          | 121                                     | 580               |
| 249                      | fruits (fresh) : s.t. (230-247)                   | -                 | 5.28          | 749                                     | 3968              |
| 250                      | coconut (copra)                                   | 0.03              | 0.68          | 226                                     | 1291              |
| 251                      | groundnut   | 0.05              | 0.94          | 219                                     | 1300              |
| 259                      | fruits (dry) : s.t. (250-257)                     | 0.08              | 1.69          | 347                                     | 1977              |
| 260                      | sugar - P.D.S.                                    | 0.24              | 2.96          | 716                                     | 3878              |
| 261                      | sugar - other sources                             | 0.20              | 3.20          | 513                                     | 2787              |
| 262                      | gur   | 0.05              | 0.60          | 148                                     | 829               |
| 269                      | sugar : s.t. (260-264)                            | 0.49              | 6.76          | 875                                     | 4698              |
| 279                      | salt  | 0.38              | 1.14          | 964                                     | 5092              |
| 280                      | turmeric (gm)                                     | 19.25             | 0.96          | 872                                     | 4606              |
| 281                      | black pepper (gm)                                 | 1.40              | 0.25          | 119                                     | 700               |
| 282                      | dry chillies (gm)                                 | 77.92             | 3.01          | 951                                     | 5015              |
| 283                      | garlic (gm)                                       | 34.77             | 1.32          | 886                                     | 4708              |
| 284                      | tamarind (gm)                                     | 143.58            | 4.15          | 949                                     | 5019              |
| 285                      | ginger (gm)                                       | 26.22             | 1.03          | 777                                     | 4112              |
| 286                      | curry powder (gm)                                 | 28.62             | 1.90          | 470                                     | 2398              |
| 287                      | oilseeds (gm)                                     | 2.89              | 0.13          | 140                                     | 733               |
| 288                      | other spices (gm)                                 | 35.18             | 2.47          | 839                                     | 4434              |
| 289                      | spices : s.t. (280-288)                           | -                 | 15.21         | 966                                     | 5105              |
| 290                      | tea : cups (no.)                                  | 4.30              | 4.70          | 452                                     | 2469              |
| 291                      | tea : leaf (gm)                                   | 32.49             | 4.61          | 607                                     | 3281              |
| 293                      | coffee: powder (gm)                               | 7.07              | 0.92          | 95                                      | 580               |
| 300                      | biscuits  | 0.34              | 0.86          | 185                                     | 1002              |
| 301                      | salted refreshments                               | 0.32              | 1.56          | 235                                     | 1156              |
| 302                      | prepared sweets                                   | 0.09              | 0.69          | 90                                      | 462               |
| 303                      | cooked meals (no.)                                | 0.44              | 3.48          | 44                                      | 189               |
| 305                      | pickles (gm)                                      | 17.93             | 1.13          | 272                                     | 1483              |
| 308                      | other processed food                              | -                 | 4.55          | 344                                     | 1712              |
| 309                      | beverages etc.: s.t. (290-308)                    | -                 | 23.36         | 952                                     | 4949              |
| 888                      | total food  | -                 | 274.00        | 993                                     | 5167              |
| <b>Arunachal Pradesh</b> |   |                   |               |   |                   |
| 101                      | rice - P.D.S.                                     | 5.91              | 55.85         | 646                                     | 479               |
| 102                      | rice - other sources                              | 6.91              | 79.17         | 574                                     | 561               |
| 106                      | other rice products                               | 0.15              | 1.47          | 30                                      | 15                |
| 107                      | wheat/atta - P.D.S.                               | 0.37              | 3.09          | 223                                     | 166               |
| 108                      | wheat/atta - other sources                        | 0.23              | 2.57          | 168                                     | 131               |
| 117                      | maize & products                                  | 0.60              | 4.95          | 234                                     | 227               |
| 120                      | small millets & products                          | 0.93              | 7.09          | 155                                     | 148               |
| 122                      | other cereals                                     | 0.06              | 0.66          | 47                                      | 57                |
| 129                      | cereal: s.t. (101-122)                            | 15.56             | 156.80        | 1003                                    | 828               |
| 139                      | cereal substitutes (tapioca, jackfruit seed etc.) | 0.22              | 1.26          | 74                                      | 71                |
| 140                      | arhar (tur)                                       | 0.03              | 1.04          | 72                                      | 63                |

\* Unless otherwise specified

(Contd.)

NSS Report No. 461: Consumption of Some Important Commodities in India, 1999-2000

**Table 2R: Monthly per capita quantity and value of consumption for food items for each State and UT**

| item code                | item  | quantity<br>(kg*) | value<br>(Rs) | Rural                                     |                      |
|--------------------------|---|-------------------|---------------|---|----------------------|
|                          |   |                   |               | no.of households<br>reporting consumption |                      |
|                          |   |                   |               | per 1000<br>households                    | sample<br>households |
| (1)                      | (2)   | (3)               | (4)           | (5)                                       | (6)                  |
| <b>Arunachal Pradesh</b> |   |                   |               |   |                      |
| 143                      | moong                                       | 0.05              | 1.36          | 96  | 89                   |
| 144                      | masur                                       | 0.22              | 6.13          | 405                                       | 340                  |
| 146                      | peas  | 0.04              | 0.71          | 33  | 27                   |
| 147                      | soyabean                                    | 0.31              | 1.82          | 163                                       | 134                  |
| 150                      | other pulses                                | 0.55              | 1.92          | 174                                       | 201                  |
| 153                      | other pulse products                        | 0.06              | 0.79          | 77  | 69                   |
| 159                      | pulses & pulse products: s.t. (140-153)     | 1.29              | 14.24         | 693                                       | 605                  |
| 160                      | milk: liquid (litre)                        | 0.50              | 6.10          | 103                                       | 103                  |
| 161                      | baby food                                   | 0.18              | 0.90          | 26  | 23                   |
| 162                      | milk : condensed/ powder                    | 0.74              | 3.82          | 176                                       | 156                  |
| 164                      | ghee  | 0.10              | 1.64          | 72  | 61                   |
| 165                      | butter                                      | 0.20              | 2.72          | 98  | 75                   |
| 167                      | other milk products                         | 0.02              | 1.05          | 44  | 40                   |
| 169                      | milk & milk products: s.t.(160-167)         | -                 | 16.30         | 393                                       | 332                  |
| 170                      | vanaspati, margarine                        | 0.05              | 1.32          | 96  | 69                   |
| 171                      | mustard oil                                 | 3.72              | 10.35         | 611                                       | 562                  |
| 179                      | edible oil: s.t. (170-174)                  | 3.84              | 12.81         | 697                                       | 622                  |
| 180                      | eggs (no.)                                  | 1.84              | 4.79          | 426                                       | 350                  |
| 181                      | fish, prawn                                 | 2.18              | 16.45         | 487                                       | 465                  |
| 182                      | goat meat/mutton                            | 0.03              | 2.45          | 108                                       | 84                   |
| 183                      | beef/ buffalo meat                          | 0.48              | 15.29         | 422                                       | 324                  |
| 184                      | pork  | 0.11              | 6.24          | 195                                       | 200                  |
| 185                      | chicken                                     | 0.15              | 11.32         | 363                                       | 345                  |
| 186                      | others (birds, crab, oyster, tortoise etc.) | 0.05              | 2.22          | 80  | 90                   |
| 189                      | egg, fish & meat: s.t. (180-186)            | -                 | 58.53         | 969                                       | 804                  |
| 190                      | potato                                      | 1.17              | 7.67          | 639                                       | 581                  |
| 191                      | onion                                       | 4.78              | 2.99          | 521                                       | 450                  |
| 192                      | radish                                      | 0.48              | 1.01          | 137                                       | 179                  |
| 196                      | sweet potato                                | 0.29              | 1.79          | 168                                       | 184                  |
| 197                      | arum  | 0.40              | 1.99          | 180                                       | 207                  |
| 198                      | pumpkin                                     | 0.96              | 4.42          | 343                                       | 305                  |
| 202                      | cucumber                                    | 0.17              | 1.19          | 76  | 79                   |
| 206                      | papaya (green)                              | 0.32              | 1.17          | 176                                       | 151                  |
| 207                      | cauliflower                                 | 0.14              | 2.04          | 147                                       | 116                  |
| 208                      | cabbage                                     | 0.62              | 2.60          | 293                                       | 219                  |
| 210                      | brinjal                                     | 0.44              | 2.24          | 338                                       | 334                  |
| 212                      | palak/other leafy vegetables                | 1.41              | 8.98          | 622                                       | 526                  |
| 214                      | tomato                                      | 0.37              | 2.48          | 261                                       | 185                  |
| 216                      | chillies (green)                            | 6.09              | 5.09          | 652                                       | 596                  |
| 222                      | other vegetables                            | 0.81              | 8.32          | 461                                       | 395                  |
| 229                      | vegetables: s.t. (190-222)                  | -                 | 56.11         | 997                                       | 826                  |
| 230                      | banana (no.)                                | 2.46              | 3.58          | 257                                       | 241                  |
| 237                      | orange,mausami (no.)                        | 0.89              | 1.01          | 113                                       | 119                  |
| 238                      | papaya                                      | 0.07              | 0.52          | 59  | 73                   |

\* Unless otherwise specified

(Contd.)

NSS Report No. 461: Consumption of Some Important Commodities in India, 1999-2000

**Table 2R: Monthly per capita quantity and value of consumption for food items for each State and UT**

| item code                | item  | quantity<br>(kg*) | value<br>(Rs) | Rural                                   |                   |
|--------------------------|---|-------------------|---------------|---|-------------------|
|                          |   |                   |               | no. of households reporting consumption |                   |
|                          |   |                   |               | per 1000 households                     | sample households |
| (1)                      | (2)   | (3)               | (4)           | (5)                                     | (6)               |
| <b>Arunachal Pradesh</b> |   |                   |               |   |                   |
| 245                      | apple                                       | 0.05              | 0.57          | 48                                      | 59                |
| 247                      | other fresh fruits                          | -                 | 0.99          | 97                                      | 103               |
| 249                      | fruits (fresh) : s.t. (230-247)             | -                 | 7.62          | 391                                     | 393               |
| 260                      | sugar - P.D.S.                              | 0.51              | 4.98          | 628                                     | 526               |
| 261                      | sugar - other sources                       | 4.31              | 2.59          | 280                                     | 235               |
| 269                      | sugar : s.t. (260-264)                      | 4.83              | 7.85          | 853                                     | 709               |
| 279                      | salt  | 3.13              | 2.12          | 950                                     | 799               |
| 280                      | turmeric (gm)                               | 17.76             | 1.70          | 433                                     | 386               |
| 282                      | dry chillies (gm)                           | 18.00             | 2.15          | 345                                     | 266               |
| 283                      | garlic (gm)                                 | 16.29             | 0.99          | 244                                     | 216               |
| 285                      | ginger (gm)                                 | 36.89             | 1.10          | 308                                     | 314               |
| 288                      | other spices (gm)                           | 25.01             | 1.89          | 316                                     | 297               |
| 289                      | spices : s.t. (280-288)                     | -                 | 8.39          | 799                                     | 666               |
| 290                      | tea : cups (no.)                            | 3.77              | 5.75          | 182                                     | 140               |
| 291                      | tea : leaf (gm)                             | 47.06             | 6.93          | 782                                     | 713               |
| 300                      | biscuits                                    | 3.09              | 3.39          | 331                                     | 343               |
| 308                      | other processed food                        | -                 | 0.66          | 60                                      | 73                |
| 309                      | beverages etc.: s.t. (290-308)              | -                 | 17.64         | 848                                     | 753               |
| 888                      | total food                                  | -                 | 360.00        | 1000                                    | 827               |
| <b>Assam</b>             |   |                   |               |   |                   |
| 101                      | rice - P.D.S.                               | 0.71              | 4.08          | 342                                     | 1109              |
| 102                      | rice - other sources                        | 10.94             | 124.83        | 994                                     | 3438              |
| 103                      | chira                                       | 0.12              | 1.76          | 289                                     | 995               |
| 105                      | muri  | 0.07              | 1.47          | 266                                     | 867               |
| 106                      | other rice products                         | 0.09              | 1.31          | 118                                     | 408               |
| 108                      | wheat/atta - other sources                  | 0.57              | 3.66          | 473                                     | 1655              |
| 129                      | cereal: s.t. (101-122)                      | 12.63             | 137.85        | 997                                     | 3454              |
| 143                      | moong                                       | 0.05              | 1.46          | 213                                     | 802               |
| 144                      | masur                                       | 0.37              | 9.83          | 918                                     | 3184              |
| 145                      | urd   | 0.03              | 0.59          | 136                                     | 467               |
| 147                      | soyabean                                    | 0.01              | 0.22          | 109                                     | 326               |
| 159                      | pulses & pulse products: s.t. (140-153)     | 0.51              | 13.37         | 969                                     | 3355              |
| 160                      | milk: liquid (litre)                        | 1.11              | 13.45         | 462                                     | 1686              |
| 162                      | milk : condensed/ powder                    | 0.03              | 0.81          | 97                                      | 342               |
| 169                      | milk & milk products: s.t.(160-167)         | -                 | 15.05         | 559                                     | 2003              |
| 171                      | mustard oil                                 | 0.34              | 14.46         | 984                                     | 3406              |
| 179                      | edible oil: s.t. (170-174)                  | 0.35              | 14.78         | 992                                     | 3441              |
| 180                      | eggs (no.)                                  | 1.51              | 3.11          | 570                                     | 2020              |
| 181                      | fish, prawn                                 | 0.52              | 19.24         | 894                                     | 3084              |
| 182                      | goat meat/mutton                            | 0.03              | 2.35          | 145                                     | 537               |
| 183                      | beef/ buffalo meat                          | 0.04              | 1.67          | 107                                     | 374               |
| 184                      | pork  | 0.05              | 3.05          | 144                                     | 563               |
| 185                      | chicken                                     | 0.07              | 5.07          | 260                                     | 947               |
| 186                      | others (birds, crab, oyster, tortoise etc.) | 0.02              | 0.91          | 126                                     | 441               |

\* Unless otherwise specified

(Contd.)

NSS Report No. 461: Consumption of Some Important Commodities in India, 1999-2000

**Table 2R: Monthly per capita quantity and value of consumption for food items for each State and UT**

| <b>Rural</b> |                                  |                   |               |   |                      |
|--------------|----------------------------------|-------------------|---------------|---|----------------------|
| item code    | item                             | quantity<br>(kg*) | value<br>(Rs) | no.of households<br>reporting consumption |                      |
|              |                                  |                   |               | per 1000<br>households                    | sample<br>households |
| (1)          | (2)                              | (3)               | (4)           | (5)                                       | (6)                  |
| <b>Assam</b> |                                  |                   |               |   |                      |
| 189          | egg, fish & meat: s.t. (180-186) | -                 | 35.41         | 959                                       | 3307                 |
| 190          | potato                           | 1.17              | 7.18          | 993                                       | 3438                 |
| 191          | onion                            | 0.25              | 2.62          | 897                                       | 3137                 |
| 192          | radish                           | 0.19              | 0.85          | 275                                       | 905                  |
| 197          | arum                             | 0.22              | 1.08          | 382                                       | 1385                 |
| 198          | pumpkin                          | 0.39              | 1.69          | 515                                       | 1866                 |
| 200          | gourd                            | 0.42              | 1.57          | 473                                       | 1602                 |
| 201          | bitter gourd                     | 0.06              | 0.44          | 187                                       | 672                  |
| 202          | cucumber                         | 0.11              | 0.66          | 165                                       | 582                  |
| 203          | parwal / patal                   | 0.06              | 0.53          | 168                                       | 624                  |
| 204          | jhinga / torai                   | 0.27              | 1.74          | 333                                       | 1159                 |
| 206          | papaya (green)                   | 0.33              | 1.40          | 547                                       | 1865                 |
| 207          | cauliflower                      | 0.18              | 1.22          | 266                                       | 894                  |
| 208          | cabbage                          | 0.29              | 1.45          | 360                                       | 1190                 |
| 210          | brinjal                          | 0.40              | 2.09          | 678                                       | 2317                 |
| 211          | lady's finger                    | 0.07              | 0.47          | 181                                       | 617                  |
| 212          | palak/other leafy vegetables     | 0.60              | 2.63          | 785                                       | 2735                 |
| 213          | french beans and barbati         | 0.03              | 0.29          | 126                                       | 472                  |
| 214          | tomato                           | 0.06              | 0.53          | 218                                       | 729                  |
| 216          | chillies (green)                 | 0.14              | 2.63          | 889                                       | 3098                 |
| 221          | lemon (no.)                      | 0.57              | 0.46          | 239                                       | 896                  |
| 222          | other vegetables                 | 0.53              | 2.75          | 550                                       | 1940                 |
| 229          | vegetables: s.t. (190-222)       | -                 | 34.98         | 997                                       | 3453                 |
| 230          | banana (no.)                     | 2.48              | 1.36          | 393                                       | 1395                 |
| 234          | coconut (no.)                    | 0.09              | 0.53          | 149                                       | 446                  |
| 249          | fruits (fresh) : s.t. (230-247)  | -                 | 3.91          | 590                                       | 2060                 |
| 260          | sugar - P.D.S.                   | 0.25              | 3.49          | 728                                       | 2428                 |
| 261          | sugar - other sources            | 0.16              | 3.08          | 576                                       | 2028                 |
| 262          | gur                              | 0.05              | 0.72          | 186                                       | 678                  |
| 269          | sugar : s.t. (260-264)           | 0.46              | 7.30          | 965                                       | 3334                 |
| 279          | salt                             | 0.31              | 1.30          | 996                                       | 3450                 |
| 280          | turmeric (gm)                    | 37.65             | 2.40          | 991                                       | 3420                 |
| 282          | dry chillies (gm)                | 11.67             | 0.89          | 483                                       | 1704                 |
| 283          | garlic (gm)                      | 25.38             | 1.15          | 734                                       | 2542                 |
| 285          | ginger (gm)                      | 23.74             | 0.82          | 636                                       | 2304                 |
| 286          | curry powder (gm)                | 2.70              | 0.27          | 103                                       | 368                  |
| 287          | oilseeds (gm)                    | 2.69              | 0.12          | 123                                       | 400                  |
| 288          | other spices (gm)                | 16.63             | 1.43          | 605                                       | 2106                 |
| 289          | spices : s.t. (280-288)          | -                 | 7.23          | 996                                       | 3450                 |
| 290          | tea : cups (no.)                 | 3.38              | 3.66          | 507                                       | 1735                 |
| 291          | tea : leaf (gm)                  | 48.18             | 5.10          | 932                                       | 3229                 |
| 300          | biscuits                         | 0.70              | 4.15          | 665                                       | 2319                 |
| 301          | salted refreshments              | 0.18              | 0.98          | 228                                       | 838                  |
| 302          | prepared sweets                  | 0.14              | 0.69          | 124                                       | 435                  |

\* Unless otherwise specified

(Contd.)

NSS Report No. 461: Consumption of Some Important Commodities in India, 1999-2000

**Table 2R: Monthly per capita quantity and value of consumption for food items for each State and UT**

| item code | item                                    | quantity<br>(kg*) | value<br>(Rs) | Rural                                   |                   |
|-----------|---|-------------------|---------------|---|-------------------|
|           |   |                   |               | no. of households reporting consumption |                   |
|           |   |                   |               | per 1000 households                     | sample households |
| (1)       | (2)                                     | (3)               | (4)           | (5)                                     | (6)               |
|           | <b>Assam</b>                            |                   |               |   |                   |
| 303       | cooked meals (no.)                      | 0.08              | 1.06          | 33                                      | 109               |
| 308       | other processed food                    | -                 | 0.88          | 143                                     | 462               |
| 309       | beverages etc.: s.t. (290-308)          | -                 | 16.89         | 969                                     | 3355              |
| 888       | total food                              | -                 | 288.00        | 1000                                    | 3462              |
|           | <b>Bihar</b>                            |                   |               |   |                   |
| 102       | rice - other sources                    | 7.60              | 74.91         | 986                                     | 7214              |
| 103       | chira                                   | 0.22              | 2.52          | 310                                     | 2408              |
| 105       | muri                                    | 0.07              | 1.16          | 157                                     | 1277              |
| 107       | wheat/atta - P.D.S.                     | 0.15              | 0.76          | 82                                      | 554               |
| 108       | wheat/atta - other sources              | 5.06              | 41.38         | 847                                     | 6191              |
| 117       | maize & products                        | 0.46              | 2.76          | 173                                     | 1205              |
| 129       | cereal: s.t. (101-122)                  | 13.75             | 125.15        | 998                                     | 7297              |
| 140       | arhar (tur)                             | 0.10              | 2.74          | 223                                     | 1949              |
| 141       | gram (split)                            | 0.10              | 1.75          | 245                                     | 1780              |
| 142       | gram (whole)                            | 0.04              | 0.66          | 115                                     | 950               |
| 143       | moong                                   | 0.07              | 1.69          | 182                                     | 1393              |
| 144       | masur                                   | 0.32              | 7.05          | 720                                     | 5349              |
| 148       | khesari                                 | 0.07              | 0.89          | 165                                     | 1019              |
| 159       | pulses & pulse products: s.t. (140-153) | 0.78              | 16.32         | 977                                     | 7128              |
| 160       | milk: liquid (litre)                    | 2.41              | 23.62         | 524                                     | 4046              |
| 163       | curd                                    | 0.05              | 0.84          | 70                                      | 556               |
| 164       | ghee                                    | 0.01              | 0.91          | 41                                      | 478               |
| 169       | milk & milk products: s.t.(160-167)     | -                 | 25.77         | 555                                     | 4258              |
| 170       | vanaspati, margarine                    | 0.03              | 1.26          | 170                                     | 1491              |
| 171       | mustard oil                             | 0.35              | 14.35         | 965                                     | 7076              |
| 179       | edible oil: s.t. (170-174)              | 0.40              | 16.02         | 992                                     | 7254              |
| 180       | eggs (no.)                              | 0.46              | 0.85          | 125                                     | 1019              |
| 181       | fish, prawn                             | 0.15              | 4.96          | 454                                     | 3391              |
| 182       | goat meat/mutton                        | 0.04              | 3.45          | 166                                     | 1370              |
| 185       | chicken                                 | 0.02              | 1.18          | 76                                      | 640               |
| 189       | egg, fish & meat: s.t. (180-186)        | -                 | 10.95         | 616                                     | 4656              |
| 190       | potato                                  | 2.87              | 12.03         | 988                                     | 7228              |
| 191       | onion                                   | 0.56              | 3.66          | 901                                     | 6637              |
| 192       | radish                                  | 0.28              | 0.74          | 303                                     | 2262              |
| 198       | pumpkin                                 | 0.35              | 1.02          | 292                                     | 2174              |
| 200       | gourd                                   | 0.17              | 0.43          | 117                                     | 889               |
| 203       | parwal / patal                          | 0.11              | 0.87          | 218                                     | 1775              |
| 204       | jhinga / torai                          | 0.36              | 1.36          | 277                                     | 2064              |
| 207       | cauliflower                             | 0.28              | 1.45          | 306                                     | 2193              |
| 208       | cabbage                                 | 0.20              | 0.76          | 218                                     | 1675              |
| 210       | brinjal                                 | 0.50              | 2.30          | 612                                     | 4509              |
| 211       | lady's finger                           | 0.23              | 1.02          | 297                                     | 2289              |
| 212       | palak/other leafy vegetables            | 0.49              | 1.27          | 426                                     | 3241              |
| 214       | tomato                                  | 0.18              | 0.87          | 286                                     | 2302              |

\* Unless otherwise specified

(Contd.)

NSS Report No. 461: Consumption of Some Important Commodities in India, 1999-2000

**Table 2R: Monthly per capita quantity and value of consumption for food items for each State and UT**

| item code    | item  | quantity<br>(kg*) | value<br>(Rs) | Rural                                  |                   |
|--------------|---|-------------------|---------------|--|-------------------|
|              |   |                   |               | no.of households reporting consumption |                   |
|              |   |                   |               | per 1000 households                    | sample households |
| (1)          | (2)   | (3)               | (4)           | (5)                                    | (6)               |
| <b>Bihar</b> |   |                   |               |  |                   |
| 216          | chillies (green)                                  | 0.16              | 0.91          | 553                                    | 4221              |
| 221          | lemon (no.)                                       | 0.32              | 0.23          | 156                                    | 1350              |
| 222          | other vegetables                                  | 0.14              | 0.49          | 158                                    | 1159              |
| 229          | vegetables: s.t. (190-222)                        | -                 | 30.63         | 998                                    | 7294              |
| 230          | banana (no.)                                      | 1.84              | 0.87          | 244                                    | 1957              |
| 235          | guava   | 0.06              | 0.37          | 113                                    | 899               |
| 240          | mango   | 0.07              | 0.78          | 74                                     | 618               |
| 249          | fruits (fresh) : s.t. (230-247)                   | -                 | 3.17          | 424                                    | 3353              |
| 260          | sugar - P.D.S.                                    | 0.13              | 1.72          | 347                                    | 2578              |
| 261          | sugar - other sources                             | 0.24              | 4.08          | 622                                    | 4778              |
| 262          | gur   | 0.06              | 0.71          | 205                                    | 1550              |
| 269          | sugar : s.t. (260-264)                            | 0.44              | 6.53          | 889                                    | 6588              |
| 279          | salt  | 0.34              | 1.14          | 992                                    | 7252              |
| 280          | turmeric (gm)                                     | 42.13             | 1.87          | 926                                    | 6822              |
| 281          | black pepper (gm)                                 | 3.46              | 0.79          | 295                                    | 2296              |
| 282          | dry chillies (gm)                                 | 32.59             | 1.62          | 770                                    | 5655              |
| 283          | garlic (gm)                                       | 37.59             | 1.13          | 743                                    | 5516              |
| 285          | ginger (gm)                                       | 9.57              | 0.33          | 290                                    | 2374              |
| 287          | oilseeds (gm)                                     | 12.18             | 0.32          | 334                                    | 2439              |
| 288          | other spices (gm)                                 | 52.43             | 3.15          | 896                                    | 6624              |
| 289          | spices : s.t. (280-288)                           | -                 | 9.40          | 994                                    | 7269              |
| 290          | tea : cups (no.)                                  | 2.59              | 2.78          | 392                                    | 2935              |
| 291          | tea : leaf (gm)                                   | 17.84             | 2.22          | 476                                    | 3824              |
| 300          | biscuits  | 0.88              | 1.44          | 345                                    | 2782              |
| 301          | salted refreshments                               | 0.40              | 1.07          | 189                                    | 1560              |
| 302          | prepared sweets                                   | 0.04              | 1.00          | 143                                    | 1210              |
| 303          | cooked meals (no.)                                | 0.11              | 0.94          | 28                                     | 245               |
| 309          | beverages etc.: s.t. (290-308)                    | -                 | 10.36         | 827                                    | 6252              |
| 888          | total food  | -                 | 256.00        | 1000                                   | 7311              |
| <b>Goa</b>   |   |                   |               |  |                   |
| 101          | rice - P.D.S.                                     | 1.84              | 17.42         | 561                                    | 106               |
| 102          | rice - other sources                              | 6.60              | 82.25         | 903                                    | 170               |
| 107          | wheat/atta - P.D.S.                               | 0.92              | 6.69          | 492                                    | 87                |
| 108          | wheat/atta - other sources                        | 0.68              | 6.99          | 351                                    | 80                |
| 111          | suji, rawa  | 0.13              | 1.72          | 443                                    | 96                |
| 113          | bread (bakery)                                    | 0.71              | 13.26         | 616                                    | 119               |
| 115          | jowar & products                                  | 0.22              | 2.55          | 83                                     | 14                |
| 129          | cereal: s.t. (101-122)                            | 11.16             | 131.78        | 1000                                   | 192               |
| 139          | cereal substitutes (tapioca, jackfruit seed etc.) | 0.02              | 0.44          | 150                                    | 25                |
| 140          | arhar (tur)                                       | 0.24              | 8.18          | 724                                    | 138               |
| 141          | gram (split)                                      | 0.07              | 1.54          | 308                                    | 57                |
| 143          | moong   | 0.08              | 2.07          | 325                                    | 70                |
| 144          | masur   | 0.07              | 1.89          | 365                                    | 73                |
| 146          | peas  | 0.06              | 1.10          | 223                                    | 42                |

\* Unless otherwise specified

(Contd.)

NSS Report No. 461: Consumption of Some Important Commodities in India, 1999-2000

**Table 2R: Monthly per capita quantity and value of consumption for food items for each State and UT**

| item code | item                                    | quantity<br>(kg*) | value<br>(Rs) | Rural                                     |                      |
|-----------|---|-------------------|---------------|---|----------------------|
|           |   |                   |               | no.of households<br>reporting consumption |                      |
|           |   |                   |               | per 1000<br>households                    | sample<br>households |
| (1)       | (2)                                     | (3)               | (4)           | (5)                                       | (6)                  |
|           | <b>Goa</b>                              |                   |               |   |                      |
| 152       | besan                                   | 0.02              | 0.49          | 135                                       | 26                   |
| 159       | pulses & pulse products: s.t. (140-153) | 0.59              | 16.42         | 899                                       | 175                  |
| 160       | milk: liquid (litre)                    | 3.16              | 44.47         | 773                                       | 153                  |
| 162       | milk : condensed/ powder                | 0.01              | 0.91          | 37  | 6                    |
| 164       | ghee                                    | 0.01              | 1.23          | 59  | 19                   |
| 166       | ice-cream                               | -                 | 0.54          | 48  | 14                   |
| 169       | milk & milk products: s.t.(160-167)     | -                 | 47.65         | 805                                       | 157                  |
| 170       | vanaspati, margarine                    | 0.03              | 1.42          | 156                                       | 37                   |
| 172       | groundnut oil                           | 0.16              | 7.12          | 300                                       | 60                   |
| 174       | edible oil (others)                     | 0.30              | 10.65         | 700                                       | 124                  |
| 179       | edible oil: s.t. (170-174)              | 0.50              | 19.60         | 974                                       | 188                  |
| 180       | eggs (no.)                              | 2.50              | 3.92          | 549                                       | 112                  |
| 181       | fish, prawn                             | 2.26              | 58.62         | 957                                       | 180                  |
| 182       | goat meat/mutton                        | 0.05              | 5.23          | 186                                       | 34                   |
| 183       | beef/ buffalo meat                      | 0.07              | 3.21          | 139                                       | 30                   |
| 184       | pork                                    | 0.03              | 1.40          | 92  | 13                   |
| 185       | chicken                                 | 0.10              | 6.47          | 287                                       | 69                   |
| 189       | egg, fish & meat: s.t. (180-186)        | -                 | 78.85         | 974                                       | 184                  |
| 190       | potato                                  | 0.43              | 3.53          | 947                                       | 185                  |
| 191       | onion                                   | 0.78              | 5.90          | 1000                                      | 192                  |
| 192       | radish                                  | 0.04              | 0.47          | 156                                       | 33                   |
| 193       | carrot                                  | 0.05              | 0.72          | 176                                       | 36                   |
| 202       | cucumber                                | 0.06              | 0.79          | 212                                       | 43                   |
| 207       | cauliflower                             | 0.17              | 1.95          | 462                                       | 101                  |
| 208       | cabbage                                 | 0.29              | 3.39          | 770                                       | 154                  |
| 210       | brinjal                                 | 0.17              | 1.79          | 511                                       | 107                  |
| 211       | lady's finger                           | 0.12              | 1.77          | 409                                       | 83                   |
| 212       | palak/other leafy vegetables            | 0.25              | 2.93          | 593                                       | 114                  |
| 213       | french beans and barbati                | 0.05              | 0.63          | 194                                       | 34                   |
| 214       | tomato                                  | 0.59              | 6.36          | 931                                       | 181                  |
| 216       | chillies (green)                        | 0.16              | 3.05          | 960                                       | 182                  |
| 221       | lemon (no.)                             | 1.51              | 1.15          | 641                                       | 122                  |
| 222       | other vegetables                        | 0.17              | 0.95          | 268                                       | 40                   |
| 229       | vegetables: s.t. (190-222)              | -                 | 36.79         | 1000                                      | 192                  |
| 230       | banana (no.)                            | 4.77              | 4.36          | 762                                       | 156                  |
| 234       | coconut (no.)                           | 5.43              | 38.16         | 988                                       | 190                  |
| 237       | orange,mausami (no.)                    | 0.28              | 0.74          | 139                                       | 27                   |
| 240       | mango                                   | 0.20              | 1.52          | 82  | 20                   |
| 245       | apple                                   | 0.04              | 2.19          | 195                                       | 38                   |
| 246       | grapes                                  | 0.02              | 0.72          | 85  | 24                   |
| 247       | other fresh fruits                      | -                 | 0.92          | 118                                       | 25                   |
| 249       | fruits (fresh) : s.t. (230-247)         | -                 | 49.03         | 1000                                      | 192                  |
| 251       | groundnut                               | 0.02              | 0.60          | 131                                       | 25                   |
| 253       | cashewnut                               | 0.02              | 1.46          | 105                                       | 24                   |

\* Unless otherwise specified

(Contd.)

NSS Report No. 461: Consumption of Some Important Commodities in India, 1999-2000



**Table 2R: Monthly per capita quantity and value of consumption for food items for each State and UT**

| item code      | item                                    | quantity<br>(kg*) | value<br>(Rs) | Rural                                   |                   |
|----------------|---|-------------------|---------------|---|-------------------|
|                |   |                   |               | no. of households reporting consumption |                   |
|                |   |                   |               | per 1000 households                     | sample households |
| (1)            | (2)                                     | (3)               | (4)           | (5)                                     | (6)               |
| <b>Goa</b>     |   |                   |               |   |                   |
| 259            | fruits (dry) : s.t. (250-257)           | 0.04              | 2.51          | 257                                     | 50                |
| 260            | sugar - P.D.S.                          | 0.36              | 4.34          | 831                                     | 160               |
| 261            | sugar - other sources                   | 0.68              | 10.64         | 981                                     | 187               |
| 262            | gur                                     | 0.07              | 0.91          | 296                                     | 61                |
| 269            | sugar : s.t. (260-264)                  | 1.11              | 15.93         | 994                                     | 191               |
| 279            | salt                                    | 0.29              | 1.51          | 991                                     | 191               |
| 280            | turmeric (gm)                           | 25.71             | 1.72          | 1000                                    | 192               |
| 281            | black pepper (gm)                       | 5.12              | 1.01          | 467                                     | 102               |
| 282            | dry chillies (gm)                       | 77.71             | 5.55          | 909                                     | 179               |
| 283            | garlic (gm)                             | 50.00             | 2.24          | 968                                     | 187               |
| 284            | tamarind (gm)                           | 26.06             | 1.02          | 514                                     | 100               |
| 285            | ginger (gm)                             | 19.83             | 1.14          | 631                                     | 134               |
| 286            | curry powder (gm)                       | 9.49              | 0.99          | 281                                     | 67                |
| 287            | oilseeds (gm)                           | 11.88             | 0.59          | 363                                     | 60                |
| 288            | other spices (gm)                       | 41.24             | 3.85          | 960                                     | 172               |
| 289            | spices : s.t. (280-288)                 | -                 | 18.10         | 1000                                    | 192               |
| 290            | tea : cups (no.)                        | 5.15              | 11.29         | 552                                     | 106               |
| 291            | tea : leaf (gm)                         | 105.77            | 14.15         | 979                                     | 189               |
| 293            | coffee: powder (gm)                     | 3.59              | 1.28          | 132                                     | 25                |
| 295            | cold beverages: bottled/canned (no.)    | 0.74              | 5.29          | 304                                     | 74                |
| 298            | other beverages (cocoa, chocolate etc.) | -                 | 0.52          | 45                                      | 12                |
| 300            | biscuits                                | 2.32              | 4.19          | 489                                     | 113               |
| 301            | salted refreshments                     | 0.02              | 0.91          | 122                                     | 26                |
| 302            | prepared sweets                         | 0.02              | 1.78          | 96                                      | 27                |
| 303            | cooked meals (no.)                      | 0.49              | 8.54          | 113                                     | 23                |
| 304            | cake, pastry                            | 2.03              | 1.24          | 74                                      | 15                |
| 305            | pickles (gm)                            | 11.37             | 1.10          | 313                                     | 73                |
| 308            | other processed food                    | -                 | 1.51          | 130                                     | 23                |
| 309            | beverages etc.: s.t. (290-308)          | -                 | 52.25         | 1000                                    | 192               |
| 888            | total food                              | -                 | 471.00        | 1000                                    | 192               |
| <b>Gujarat</b> |   |                   |               |   |                   |
| 101            | rice - P.D.S.                           | 0.38              | 2.40          | 436                                     | 1076              |
| 102            | rice - other sources                    | 1.56              | 18.74         | 833                                     | 2059              |
| 103            | chira                                   | 0.12              | 1.17          | 72                                      | 189               |
| 107            | wheat/atta - P.D.S.                     | 0.55              | 1.92          | 338                                     | 813               |
| 108            | wheat/atta - other sources              | 3.04              | 24.49         | 702                                     | 1766              |
| 115            | jowar & products                        | 0.36              | 2.68          | 110                                     | 341               |
| 116            | bajra & products                        | 2.84              | 20.71         | 564                                     | 1464              |
| 117            | maize & products                        | 1.19              | 7.44          | 168                                     | 383               |
| 129            | cereal: s.t. (101-122)                  | 10.19             | 80.84         | 983                                     | 2454              |
| 140            | arhar (tur)                             | 0.38              | 11.13         | 866                                     | 2147              |
| 141            | gram (split)                            | 0.06              | 1.28          | 296                                     | 722               |
| 142            | gram (whole)                            | 0.03              | 0.60          | 175                                     | 511               |
| 143            | moong                                   | 0.28              | 6.90          | 795                                     | 2013              |

\* Unless otherwise specified

(Contd.)

**Table 2R: Monthly per capita quantity and value of consumption for food items for each State and UT**

| item code      | item                                    | quantity<br>(kg*) | value<br>(Rs) | Rural                                  |                   |
|----------------|---|-------------------|---------------|--|-------------------|
|                |   |                   |               | no.of households reporting consumption |                   |
|                |   |                   |               | per 1000 households                    | sample households |
| (1)            | (2)                                     | (3)               | (4)           | (5)                                    | (6)               |
| <b>Gujarat</b> |   |                   |               |  |                   |
| 145            | urd                                     | 0.04              | 1.04          | 178                                    | 483               |
| 150            | other pulses                            | 0.05              | 1.15          | 182                                    | 443               |
| 152            | besan                                   | 0.06              | 1.25          | 384                                    | 1007              |
| 159            | pulses & pulse products: s.t. (140-153) | 0.92              | 23.70         | 982                                    | 2453              |
| 160            | milk: liquid (litre)                    | 5.42              | 66.95         | 929                                    | 2353              |
| 164            | ghee                                    | 0.07              | 10.20         | 326                                    | 885               |
| 167            | other milk products                     | 0.62              | 0.92          | 148                                    | 380               |
| 169            | milk & milk products: s.t.(160-167)     | -                 | 78.60         | 931                                    | 2357              |
| 171            | mustard oil                             | 0.03              | 1.15          | 53                                     | 127               |
| 172            | groundnut oil                           | 0.58              | 25.98         | 690                                    | 1791              |
| 174            | edible oil (others)                     | 0.20              | 7.39          | 313                                    | 727               |
| 179            | edible oil: s.t. (170-174)              | 0.82              | 34.91         | 983                                    | 2454              |
| 180            | eggs (no.)                              | 0.37              | 0.65          | 94                                     | 241               |
| 181            | fish, prawn                             | 0.03              | 0.89          | 64                                     | 157               |
| 182            | goat meat/mutton                        | 0.03              | 1.77          | 95                                     | 254               |
| 185            | chicken                                 | 0.01              | 0.90          | 57                                     | 161               |
| 189            | egg, fish & meat: s.t. (180-186)        | -                 | 4.55          | 205                                    | 504               |
| 190            | potato                                  | 1.07              | 6.14          | 979                                    | 2440              |
| 191            | onion                                   | 0.76              | 4.73          | 961                                    | 2395              |
| 192            | radish                                  | 0.05              | 0.29          | 130                                    | 352               |
| 193            | carrot                                  | 0.04              | 0.31          | 118                                    | 322               |
| 200            | gourd                                   | 0.26              | 2.08          | 560                                    | 1450              |
| 201            | bitter gourd                            | 0.06              | 0.70          | 220                                    | 508               |
| 203            | parwal / patal                          | 0.04              | 0.46          | 143                                    | 334               |
| 204            | jhinga / torai                          | 0.05              | 0.49          | 144                                    | 335               |
| 207            | cauliflower                             | 0.17              | 1.77          | 377                                    | 1015              |
| 208            | cabbage                                 | 0.26              | 2.54          | 597                                    | 1497              |
| 210            | brinjal                                 | 0.55              | 4.09          | 902                                    | 2265              |
| 211            | lady's finger                           | 0.16              | 1.91          | 424                                    | 1072              |
| 212            | palak/other leafy vegetables            | 0.21              | 1.76          | 485                                    | 1238              |
| 214            | tomato                                  | 0.36              | 3.45          | 820                                    | 2063              |
| 216            | chillies (green)                        | 0.36              | 2.18          | 825                                    | 2108              |
| 221            | lemon (no.)                             | 1.18              | 0.79          | 400                                    | 1019              |
| 222            | other vegetables                        | 0.34              | 3.21          | 595                                    | 1493              |
| 229            | vegetables: s.t. (190-222)              | -                 | 38.03         | 982                                    | 2453              |
| 230            | banana (no.)                            | 2.36              | 1.83          | 374                                    | 979               |
| 235            | guava                                   | 0.04              | 0.36          | 102                                    | 281               |
| 240            | mango                                   | 0.13              | 2.09          | 123                                    | 329               |
| 245            | apple                                   | 0.02              | 0.58          | 69                                     | 228               |
| 247            | other fresh fruits                      | -                 | 1.04          | 209                                    | 553               |
| 249            | fruits (fresh) : s.t. (230-247)         | -                 | 6.85          | 623                                    | 1608              |
| 251            | groundnut                               | 0.04              | 0.99          | 197                                    | 549               |
| 259            | fruits (dry) : s.t. (250-257)           | 0.06              | 1.64          | 228                                    | 643               |
| 260            | sugar - P.D.S.                          | 0.32              | 3.88          | 789                                    | 2017              |

\* Unless otherwise specified

(Contd.)

NSS Report No. 461: Consumption of Some Important Commodities in India, 1999-2000

**Table 2R: Monthly per capita quantity and value of consumption for food items for each State and UT**

| item code      | item                                    | quantity<br>(kg*) | value<br>(Rs) | Rural                                   |                   |
|----------------|---|-------------------|---------------|---|-------------------|
|                |   |                   |               | no. of households reporting consumption |                   |
|                |   |                   |               | per 1000 households                     | sample households |
| (1)            | (2)                                     | (3)               | (4)           | (5)                                     | (6)               |
| <b>Gujarat</b> |   |                   |               |   |                   |
| 261            | sugar - other sources                   | 0.61              | 9.74          | 938                                     | 2345              |
| 262            | gur                                     | 0.24              | 3.48          | 644                                     | 1670              |
| 269            | sugar : s.t. (260-264)                  | 1.16              | 17.11         | 976                                     | 2443              |
| 279            | salt                                    | 0.30              | 0.71          | 983                                     | 2454              |
| 280            | turmeric (gm)                           | 35.06             | 2.11          | 981                                     | 2451              |
| 281            | black pepper (gm)                       | 2.28              | 0.54          | 233                                     | 601               |
| 282            | dry chillies (gm)                       | 61.84             | 4.08          | 967                                     | 2417              |
| 283            | garlic (gm)                             | 48.06             | 1.75          | 903                                     | 2249              |
| 284            | tamarind (gm)                           | 9.31              | 0.26          | 218                                     | 575               |
| 285            | ginger (gm)                             | 14.80             | 0.87          | 418                                     | 1114              |
| 286            | curry powder (gm)                       | 8.31              | 0.71          | 240                                     | 546               |
| 287            | oilseeds (gm)                           | 10.84             | 0.49          | 392                                     | 1011              |
| 288            | other spices (gm)                       | 36.51             | 3.21          | 855                                     | 2178              |
| 289            | spices : s.t. (280-288)                 | -                 | 14.02         | 982                                     | 2453              |
| 290            | tea : cups (no.)                        | 1.60              | 2.99          | 309                                     | 798               |
| 291            | tea : leaf (gm)                         | 103.05            | 14.67         | 968                                     | 2421              |
| 300            | biscuits                                | 0.88              | 1.79          | 387                                     | 1018              |
| 301            | salted refreshments                     | 0.72              | 1.92          | 338                                     | 897               |
| 302            | prepared sweets                         | 0.02              | 0.85          | 76                                      | 210               |
| 303            | cooked meals (no.)                      | 0.49              | 3.98          | 73                                      | 165               |
| 305            | pickles (gm)                            | 7.19              | 0.49          | 104                                     | 313               |
| 308            | other processed food                    | -                 | 0.97          | 153                                     | 388               |
| 309            | beverages etc.: s.t. (290-308)          | -                 | 28.78         | 993                                     | 2466              |
| 888            | total food                              | -                 | 330.00        | 1000                                    | 2478              |
| <b>Haryana</b> |   |                   |               |   |                   |
| 102            | rice - other sources                    | 0.99              | 11.02         | 843                                     | 954               |
| 108            | wheat/atta - other sources              | 9.90              | 64.70         | 990                                     | 1115              |
| 111            | suji, rawa                              | 0.02              | 0.22          | 116                                     | 136               |
| 116            | bajra & products                        | 0.30              | 1.75          | 114                                     | 133               |
| 129            | cereal: s.t. (101-122)                  | 11.37             | 78.89         | 1000                                    | 1129              |
| 141            | gram (split)                            | 0.20              | 3.83          | 800                                     | 904               |
| 142            | gram (whole)                            | 0.06              | 1.14          | 254                                     | 299               |
| 143            | moong                                   | 0.17              | 4.68          | 839                                     | 968               |
| 144            | masur                                   | 0.25              | 3.97          | 758                                     | 871               |
| 145            | urd                                     | 0.10              | 2.57          | 478                                     | 526               |
| 150            | other pulses                            | 0.03              | 0.86          | 151                                     | 172               |
| 152            | besan                                   | 0.17              | 3.32          | 713                                     | 836               |
| 159            | pulses & pulse products: s.t. (140-153) | 1.01              | 21.02         | 997                                     | 1126              |
| 160            | milk: liquid (litre)                    | 13.88             | 141.51        | 985                                     | 1112              |
| 164            | ghee                                    | 0.14              | 21.41         | 376                                     | 416               |
| 165            | butter                                  | 0.01              | 0.51          | 7                                       | 8                 |
| 169            | milk & milk products: s.t.(160-167)     | -                 | 164.46        | 994                                     | 1125              |
| 170            | vanaspati, margarine                    | 0.20              | 7.48          | 481                                     | 495               |
| 171            | mustard oil                             | 0.18              | 6.90          | 589                                     | 675               |

\* Unless otherwise specified

(Contd.)

NSS Report No. 461: Consumption of Some Important Commodities in India, 1999-2000

**Table 2R: Monthly per capita quantity and value of consumption for food items for each State and UT**

| item code      | item                             | quantity<br>(kg*) | value<br>(Rs) | Rural                                  |                   |
|----------------|----------------------------------|-------------------|---------------|--|-------------------|
|                |                                  |                   |               | no.of households reporting consumption |                   |
|                |                                  |                   |               | per 1000 households                    | sample households |
| (1)            | (2)                              | (3)               | (4)           | (5)                                    | (6)               |
| <b>Haryana</b> |                                  |                   |               |  |                   |
| 179            | edible oil: s.t. (170-174)       | 0.39              | 14.76         | 841                                    | 926               |
| 180            | eggs (no.)                       | 0.24              | 0.50          | 65                                     | 71                |
| 182            | goat meat/mutton                 | 0.03              | 1.27          | 40                                     | 50                |
| 189            | egg, fish & meat: s.t. (180-186) | -                 | 2.77          | 119                                    | 135               |
| 190            | potato                           | 1.39              | 6.08          | 992                                    | 1117              |
| 191            | onion                            | 0.80              | 6.00          | 976                                    | 1101              |
| 192            | radish                           | 0.14              | 0.49          | 234                                    | 269               |
| 193            | carrot                           | 0.24              | 1.00          | 330                                    | 360               |
| 197            | arum                             | 0.07              | 0.65          | 134                                    | 141               |
| 198            | pumpkin                          | 0.12              | 0.78          | 276                                    | 325               |
| 200            | gourd                            | 0.37              | 2.28          | 495                                    | 550               |
| 201            | bitter gourd                     | 0.05              | 0.57          | 154                                    | 149               |
| 204            | jhinga / torai                   | 0.06              | 0.56          | 134                                    | 150               |
| 207            | cauliflower                      | 0.28              | 1.50          | 430                                    | 484               |
| 208            | cabbage                          | 0.09              | 0.56          | 179                                    | 204               |
| 210            | brinjal                          | 0.31              | 2.01          | 591                                    | 682               |
| 211            | lady's finger                    | 0.20              | 1.91          | 393                                    | 423               |
| 212            | palak/other leafy vegetables     | 0.31              | 1.33          | 396                                    | 412               |
| 214            | tomato                           | 0.51              | 5.05          | 880                                    | 1013              |
| 215            | peas                             | 0.10              | 0.98          | 256                                    | 279               |
| 216            | chillies (green)                 | 0.10              | 1.40          | 626                                    | 734               |
| 221            | lemon (no.)                      | 1.35              | 1.47          | 338                                    | 387               |
| 222            | other vegetables                 | 0.09              | 0.60          | 88                                     | 97                |
| 229            | vegetables: s.t. (190-222)       | -                 | 35.87         | 1000                                   | 1129              |
| 230            | banana (no.)                     | 3.43              | 3.54          | 551                                    | 641               |
| 235            | guava                            | 0.07              | 0.57          | 179                                    | 210               |
| 240            | mango                            | 0.16              | 2.34          | 178                                    | 186               |
| 245            | apple                            | 0.05              | 1.29          | 163                                    | 191               |
| 247            | other fresh fruits               | -                 | 0.64          | 95                                     | 126               |
| 249            | fruits (fresh) : s.t. (230-247)  | -                 | 9.87          | 725                                    | 836               |
| 251            | groundnut                        | 0.02              | 0.69          | 122                                    | 143               |
| 257            | other dry fruits                 | -                 | 0.61          | 2                                      | 2                 |
| 259            | fruits (dry) : s.t. (250-257)    | 0.03              | 1.42          | 143                                    | 168               |
| 260            | sugar - P.D.S.                   | 0.29              | 3.43          | 746                                    | 820               |
| 261            | sugar - other sources            | 1.55              | 25.15         | 985                                    | 1109              |
| 262            | gur                              | 0.17              | 1.82          | 227                                    | 273               |
| 269            | sugar : s.t. (260-264)           | 2.01              | 30.42         | 1000                                   | 1128              |
| 279            | salt                             | 0.29              | 1.14          | 996                                    | 1120              |
| 280            | turmeric (gm)                    | 49.54             | 2.85          | 996                                    | 1126              |
| 282            | dry chillies (gm)                | 61.99             | 4.18          | 981                                    | 1111              |
| 283            | garlic (gm)                      | 47.27             | 1.71          | 713                                    | 846               |
| 285            | ginger (gm)                      | 20.55             | 0.81          | 364                                    | 410               |
| 288            | other spices (gm)                | 29.62             | 3.36          | 771                                    | 871               |
| 289            | spices : s.t. (280-288)          | -                 | 13.14         | 1000                                   | 1129              |

\* Unless otherwise specified

(Contd.)

NSS Report No. 461: Consumption of Some Important Commodities in India, 1999-2000

**Table 2R: Monthly per capita quantity and value of consumption for food items for each State and UT**

| item code               | item                                    | quantity<br>(kg*) | value<br>(Rs) | Rural                                   |                   |
|-------------------------|---|-------------------|---------------|---|-------------------|
|                         |   |                   |               | no. of households reporting consumption |                   |
|                         |   |                   |               | per 1000 households                     | sample households |
| (1)                     | (2)                                     | (3)               | (4)           | (5)                                     | (6)               |
| <b>Haryana</b>          |   |                   |               |   |                   |
| 290                     | tea : cups (no.)                        | 2.36              | 1.92          | 140                                     | 164               |
| 291                     | tea : leaf (gm)                         | 100.33            | 12.36         | 981                                     | 1102              |
| 295                     | cold beverages: bottled/canned (no.)    | 0.10              | 0.97          | 59                                      | 60                |
| 296                     | fruit juice and shake (glass)           | 0.07              | 0.67          | 20                                      | 20                |
| 300                     | biscuits                                | 0.79              | 1.53          | 382                                     | 447               |
| 301                     | salted refreshments                     | 0.14              | 0.85          | 209                                     | 214               |
| 302                     | prepared sweets                         | 0.09              | 2.09          | 149                                     | 173               |
| 303                     | cooked meals (no.)                      | 0.06              | 0.86          | 26                                      | 26                |
| 305                     | pickles (gm)                            | 20.38             | 0.76          | 210                                     | 198               |
| 308                     | other processed food                    | -                 | 0.50          | 48                                      | 67                |
| 309                     | beverages etc.: s.t. (290-308)          | -                 | 22.78         | 998                                     | 1128              |
| 888                     | total food                              | -                 | 397.00        | 1000                                    | 1132              |
| <b>Himachal Pradesh</b> |   |                   |               |   |                   |
| 101                     | rice - P.D.S.                           | 1.52              | 15.98         | 360                                     | 631               |
| 102                     | rice - other sources                    | 2.65              | 30.38         | 669                                     | 1066              |
| 107                     | wheat/atta - P.D.S.                     | 1.27              | 10.72         | 206                                     | 371               |
| 108                     | wheat/atta - other sources              | 5.14              | 43.87         | 804                                     | 1295              |
| 111                     | suji, rawa                              | 0.05              | 0.49          | 214                                     | 352               |
| 113                     | bread (bakery)                          | 0.04              | 0.62          | 101                                     | 142               |
| 117                     | maize & products                        | 2.06              | 13.93         | 478                                     | 759               |
| 129                     | cereal: s.t. (101-122)                  | 12.86             | 117.16        | 987                                     | 1617              |
| 141                     | gram (split)                            | 0.31              | 6.07          | 910                                     | 1467              |
| 142                     | gram (whole)                            | 0.14              | 2.73          | 552                                     | 915               |
| 143                     | moong                                   | 0.11              | 2.83          | 494                                     | 816               |
| 144                     | masur                                   | 0.15              | 4.11          | 645                                     | 1057              |
| 145                     | urd                                     | 0.31              | 7.87          | 888                                     | 1449              |
| 150                     | other pulses                            | 0.23              | 6.59          | 643                                     | 1099              |
| 152                     | besan                                   | 0.07              | 1.36          | 350                                     | 588               |
| 159                     | pulses & pulse products: s.t. (140-153) | 1.35              | 32.47         | 987                                     | 1616              |
| 160                     | milk: liquid (litre)                    | 7.87              | 84.00         | 906                                     | 1499              |
| 162                     | milk : condensed/ powder                | 0.31              | 1.48          | 73                                      | 109               |
| 164                     | ghee                                    | 0.09              | 9.10          | 251                                     | 444               |
| 169                     | milk & milk products: s.t.(160-167)     | -                 | 95.29         | 980                                     | 1606              |
| 170                     | vanaspati, margarine                    | 0.19              | 7.75          | 605                                     | 980               |
| 171                     | mustard oil                             | 0.33              | 15.39         | 785                                     | 1262              |
| 174                     | edible oil (others)                     | 0.09              | 3.83          | 208                                     | 388               |
| 179                     | edible oil: s.t. (170-174)              | 0.61              | 27.00         | 983                                     | 1612              |
| 180                     | eggs (no.)                              | 0.71              | 1.28          | 135                                     | 231               |
| 182                     | goat meat/mutton                        | 0.12              | 5.85          | 215                                     | 391               |
| 185                     | chicken                                 | 0.01              | 0.84          | 34                                      | 58                |
| 189                     | egg, fish & meat: s.t. (180-186)        | -                 | 8.77          | 305                                     | 535               |
| 190                     | potato                                  | 1.03              | 5.29          | 962                                     | 1591              |
| 191                     | onion                                   | 0.63              | 5.35          | 965                                     | 1576              |
| 192                     | radish                                  | 0.10              | 0.50          | 181                                     | 298               |

\* Unless otherwise specified

(Contd.)

**Table 2R: Monthly per capita quantity and value of consumption for food items for each State and UT**

| item code               | item                            | quantity<br>(kg*) | value<br>(Rs) | Rural                                   |                   |
|-------------------------|---------------------------------|-------------------|---------------|---|-------------------|
|                         |                                 |                   |               | no. of households reporting consumption |                   |
|                         |                                 |                   |               | per 1000 households                     | sample households |
| (1)                     | (2)                             | (3)               | (4)           | (5)                                     | (6)               |
| <b>Himachal Pradesh</b> |                                 |                   |               |   |                   |
| 193                     | carrot                          | 0.12              | 0.63          | 209                                     | 320               |
| 198                     | pumpkin                         | 0.08              | 0.54          | 146                                     | 258               |
| 200                     | gourd                           | 0.14              | 1.00          | 231                                     | 365               |
| 202                     | cucumber                        | 0.08              | 0.58          | 113                                     | 173               |
| 207                     | cauliflower                     | 0.43              | 2.88          | 594                                     | 974               |
| 208                     | cabbage                         | 0.23              | 1.68          | 433                                     | 740               |
| 210                     | brinjal                         | 0.13              | 1.07          | 283                                     | 450               |
| 211                     | lady's finger                   | 0.15              | 1.41          | 261                                     | 406               |
| 212                     | palak/other leafy vegetables    | 0.27              | 1.36          | 385                                     | 607               |
| 214                     | tomato                          | 0.39              | 4.23          | 691                                     | 1163              |
| 215                     | peas                            | 0.10              | 1.13          | 232                                     | 368               |
| 216                     | chillies (green)                | 0.08              | 0.56          | 297                                     | 485               |
| 221                     | lemon (no.)                     | 0.38              | 0.48          | 117                                     | 201               |
| 229                     | vegetables: s.t. (190-222)      | -                 | 29.94         | 986                                     | 1614              |
| 230                     | banana (no.)                    | 2.00              | 2.76          | 405                                     | 687               |
| 240                     | mango                           | 0.17              | 1.56          | 122                                     | 198               |
| 245                     | apple                           | 0.06              | 1.48          | 140                                     | 263               |
| 249                     | fruits (fresh) : s.t. (230-247) | -                 | 7.26          | 527                                     | 918               |
| 251                     | groundnut                       | 0.02              | 0.82          | 103                                     | 160               |
| 257                     | other dry fruits                | -                 | 0.79          | 38                                      | 71                |
| 259                     | fruits (dry) : s.t. (250-257)   | 0.03              | 2.44          | 158                                     | 272               |
| 260                     | sugar - P.D.S.                  | 0.42              | 5.15          | 837                                     | 1399              |
| 261                     | sugar - other sources           | 0.74              | 12.88         | 935                                     | 1548              |
| 262                     | gur                             | 0.05              | 0.61          | 61                                      | 96                |
| 269                     | sugar : s.t. (260-264)          | 1.21              | 18.68         | 983                                     | 1615              |
| 279                     | salt                            | 0.26              | 1.50          | 977                                     | 1600              |
| 280                     | turmeric (gm)                   | 44.23             | 3.39          | 981                                     | 1609              |
| 282                     | dry chillies (gm)               | 39.97             | 3.01          | 929                                     | 1531              |
| 283                     | garlic (gm)                     | 37.77             | 1.46          | 560                                     | 936               |
| 285                     | ginger (gm)                     | 20.37             | 0.71          | 302                                     | 494               |
| 288                     | other spices (gm)               | 38.80             | 5.21          | 891                                     | 1468              |
| 289                     | spices : s.t. (280-288)         | -                 | 14.17         | 986                                     | 1615              |
| 290                     | tea : cups (no.)                | 4.08              | 5.99          | 412                                     | 674               |
| 291                     | tea : leaf (gm)                 | 62.23             | 9.41          | 955                                     | 1568              |
| 300                     | biscuits                        | 1.08              | 2.26          | 381                                     | 648               |
| 301                     | salted refreshments             | 0.29              | 1.25          | 195                                     | 349               |
| 302                     | prepared sweets                 | 0.06              | 2.27          | 172                                     | 282               |
| 303                     | cooked meals (no.)              | 0.35              | 4.54          | 47                                      | 80                |
| 305                     | pickles (gm)                    | 18.91             | 0.98          | 295                                     | 469               |
| 308                     | other processed food            | -                 | 1.31          | 99                                      | 175               |
| 309                     | beverages etc.: s.t. (290-308)  | -                 | 28.64         | 992                                     | 1625              |
| 888                     | total food                      | -                 | 383.00        | 1000                                    | 1634              |

\* Unless otherwise specified

(Contd.)

NSS Report No. 461: Consumption of Some Important Commodities in India, 1999-2000

**Table 2R: Monthly per capita quantity and value of consumption for food items for each State and UT**

| item code                  | item                                    | quantity<br>(kg*) | value<br>(Rs) | Rural                                   |                   |
|----------------------------|---|-------------------|---------------|---|-------------------|
|                            |   |                   |               | no. of households reporting consumption |                   |
|                            |   |                   |               | per 1000 households                     | sample households |
| (1)                        | (2)                                     | (3)               | (4)           | (5)                                     | (6)               |
| <b>Jammu &amp; Kashmir</b> |   |                   |               |   |                   |
| 101                        | rice - P.D.S.                           | 2.10              | 18.75         | 314                                     | 320               |
| 102                        | rice - other sources                    | 5.65              | 62.16         | 705                                     | 1278              |
| 106                        | other rice products                     | 0.15              | 1.20          | 89                                      | 205               |
| 107                        | wheat/atta - P.D.S.                     | 0.66              | 5.52          | 175                                     | 145               |
| 108                        | wheat/atta - other sources              | 3.65              | 29.69         | 493                                     | 666               |
| 113                        | bread (bakery)                          | 0.35              | 10.99         | 317                                     | 760               |
| 116                        | bajra & products                        | 0.15              | 0.89          | 19                                      | 14                |
| 117                        | maize & products                        | 1.92              | 12.08         | 406                                     | 264               |
| 129                        | cereal: s.t. (101-122)                  | 14.68             | 141.89        | 1000                                    | 1472              |
| 141                        | gram (split)                            | 0.18              | 3.58          | 456                                     | 590               |
| 142                        | gram (whole)                            | 0.14              | 2.73          | 406                                     | 328               |
| 143                        | moong                                   | 0.08              | 2.31          | 364                                     | 554               |
| 144                        | masur                                   | 0.03              | 0.85          | 170                                     | 220               |
| 145                        | urd                                     | 0.33              | 7.91          | 618                                     | 624               |
| 147                        | soyabean                                | 0.06              | 1.25          | 277                                     | 118               |
| 150                        | other pulses                            | 0.25              | 6.74          | 669                                     | 1084              |
| 152                        | besan                                   | 0.02              | 0.39          | 147                                     | 148               |
| 159                        | pulses & pulse products: s.t. (140-153) | 1.11              | 26.33         | 925                                     | 1331              |
| 160                        | milk: liquid (litre)                    | 9.53              | 86.23         | 959                                     | 1445              |
| 163                        | curd                                    | 0.40              | 4.23          | 288                                     | 606               |
| 164                        | ghee                                    | 0.04              | 2.89          | 100                                     | 178               |
| 169                        | milk & milk products: s.t.(160-167)     | -                 | 93.91         | 967                                     | 1458              |
| 170                        | vanaspati, margarine                    | 0.05              | 2.11          | 302                                     | 242               |
| 171                        | mustard oil                             | 0.63              | 27.48         | 983                                     | 1435              |
| 179                        | edible oil: s.t. (170-174)              | 0.70              | 30.02         | 998                                     | 1467              |
| 180                        | eggs (no.)                              | 2.08              | 3.45          | 441                                     | 666               |
| 182                        | goat meat/mutton                        | 0.12              | 11.30         | 253                                     | 569               |
| 183                        | beef/ buffalo meat                      | 0.15              | 6.84          | 224                                     | 494               |
| 185                        | chicken                                 | 0.06              | 3.46          | 173                                     | 322               |
| 189                        | egg, fish & meat: s.t. (180-186)        | -                 | 25.38         | 621                                     | 1056              |
| 190                        | potato                                  | 1.15              | 5.75          | 957                                     | 1363              |
| 191                        | onion                                   | 0.64              | 5.40          | 909                                     | 1381              |
| 192                        | radish                                  | 0.23              | 1.36          | 332                                     | 650               |
| 193                        | carrot                                  | 0.14              | 0.95          | 219                                     | 260               |
| 194                        | turnip                                  | 0.10              | 0.53          | 115                                     | 271               |
| 198                        | pumpkin                                 | 0.12              | 0.72          | 173                                     | 190               |
| 200                        | gourd                                   | 0.16              | 1.11          | 256                                     | 284               |
| 202                        | cucumber                                | 0.06              | 0.46          | 115                                     | 172               |
| 207                        | cauliflower                             | 0.30              | 2.41          | 377                                     | 591               |
| 208                        | cabbage                                 | 0.24              | 1.58          | 336                                     | 455               |
| 210                        | brinjal                                 | 0.23              | 1.87          | 382                                     | 524               |
| 211                        | lady's finger                           | 0.08              | 0.85          | 122                                     | 237               |
| 212                        | palak/other leafy vegetables            | 1.21              | 6.56          | 518                                     | 871               |
| 214                        | tomato                                  | 0.42              | 4.53          | 643                                     | 996               |

\* Unless otherwise specified

(Contd.)

NSS Report No. 461: Consumption of Some Important Commodities in India, 1999-2000

**Table 2R: Monthly per capita quantity and value of consumption for food items for each State and UT**

| item code                  | item                            | quantity<br>(kg*) | value<br>(Rs) | Rural                                     |                      |
|----------------------------|---------------------------------|-------------------|---------------|---|----------------------|
|                            |                                 |                   |               | no.of households<br>reporting consumption |                      |
|                            |                                 |                   |               | per 1000<br>households                    | sample<br>households |
| (1)                        | (2)                             | (3)               | (4)           | (5)                                       | (6)                  |
| <b>Jammu &amp; Kashmir</b> |                                 |                   |               |   |                      |
| 215                        | peas                            | 0.07              | 0.77          | 159                                       | 241                  |
| 216                        | chillies (green)                | 0.03              | 0.45          | 243                                       | 330                  |
| 221                        | lemon (no.)                     | 0.29              | 0.42          | 114                                       | 152                  |
| 222                        | other vegetables                | 0.35              | 2.59          | 238                                       | 556                  |
| 229                        | vegetables: s.t. (190-222)      | -                 | 39.20         | 998                                       | 1467                 |
| 230                        | banana (no.)                    | 1.78              | 3.03          | 355                                       | 604                  |
| 237                        | orange,mausami (no.)            | 0.52              | 1.03          | 118                                       | 155                  |
| 240                        | mango                           | 0.05              | 1.01          | 96  | 150                  |
| 245                        | apple                           | 0.40              | 3.64          | 283                                       | 501                  |
| 249                        | fruits (fresh) : s.t. (230-247) | -                 | 10.06         | 609                                       | 1051                 |
| 255                        | other nuts                      | 0.01              | 0.57          | 27  | 17                   |
| 259                        | fruits (dry) : s.t. (250-257)   | 0.02              | 1.62          | 87  | 148                  |
| 260                        | sugar - P.D.S.                  | 0.35              | 4.43          | 781                                       | 1126                 |
| 261                        | sugar - other sources           | 0.45              | 8.11          | 689                                       | 861                  |
| 269                        | sugar : s.t. (260-264)          | 0.83              | 12.85         | 953                                       | 1414                 |
| 279                        | salt                            | 0.88              | 2.03          | 995                                       | 1464                 |
| 280                        | turmeric (gm)                   | 68.32             | 4.42          | 999                                       | 1470                 |
| 282                        | dry chillies (gm)               | 63.68             | 4.99          | 974                                       | 1459                 |
| 283                        | garlic (gm)                     | 29.74             | 1.05          | 445                                       | 894                  |
| 284                        | tamarind (gm)                   | 5.98              | 0.15          | 129                                       | 154                  |
| 285                        | ginger (gm)                     | 12.42             | 0.47          | 209                                       | 250                  |
| 288                        | other spices (gm)               | 38.64             | 4.17          | 803                                       | 1230                 |
| 289                        | spices : s.t. (280-288)         | -                 | 15.39         | 1000                                      | 1471                 |
| 290                        | tea : cups (no.)                | 1.84              | 2.77          | 356                                       | 293                  |
| 291                        | tea : leaf (gm)                 | 90.65             | 13.13         | 961                                       | 1455                 |
| 300                        | biscuits                        | 0.91              | 2.20          | 337                                       | 606                  |
| 301                        | salted refreshments             | 0.07              | 1.34          | 240                                       | 289                  |
| 302                        | prepared sweets                 | 0.03              | 2.05          | 165                                       | 169                  |
| 303                        | cooked meals (no.)              | 0.15              | 1.85          | 37  | 64                   |
| 305                        | pickles (gm)                    | 15.36             | 0.57          | 155                                       | 301                  |
| 309                        | beverages etc.: s.t. (290-308)  | -                 | 25.25         | 1000                                      | 1472                 |
| 888                        | total food                      | -                 | 424.00        | 1000                                      | 1472                 |
| <b>Karnataka</b>           |                                 |                   |               |   |                      |
| 101                        | rice - P.D.S.                   | 1.20              | 6.24          | 676                                       | 1776                 |
| 102                        | rice - other sources            | 4.04              | 48.92         | 848                                       | 2409                 |
| 103                        | chira                           | 0.08              | 1.07          | 201                                       | 650                  |
| 105                        | muri                            | 0.05              | 0.91          | 239                                       | 667                  |
| 107                        | wheat/atta - P.D.S.             | 0.30              | 1.26          | 608                                       | 1610                 |
| 108                        | wheat/atta - other sources      | 0.43              | 4.04          | 268                                       | 844                  |
| 110                        | maida                           | 0.04              | 0.46          | 108                                       | 298                  |
| 111                        | suji, rawa                      | 0.20              | 2.59          | 524                                       | 1544                 |
| 113                        | bread (bakery)                  | 0.04              | 0.76          | 155                                       | 488                  |
| 115                        | jowar & products                | 3.05              | 24.51         | 456                                       | 1248                 |
| 116                        | bajra & products                | 0.10              | 0.65          | 23  | 63                   |

\* Unless otherwise specified

(Contd.)

NSS Report No. 461: Consumption of Some Important Commodities in India, 1999-2000



**Table 2R: Monthly per capita quantity and value of consumption for food items for each State and UT**

| item code | item                                    | quantity<br>(kg*) | value<br>(Rs) | Rural                                   |                   |
|-----------|---|-------------------|---------------|---|-------------------|
|           |   |                   |               | no. of households reporting consumption |                   |
|           |   |                   |               | per 1000 households                     | sample households |
| (1)       | (2)                                     | (3)               | (4)           | (5)                                     | (6)               |
|           | <b>Karnataka</b>                        |                   |               |   |                   |
| 117       | maize & products                        | 0.17              | 0.83          | 29                                      | 69                |
| 121       | ragi & products                         | 1.74              | 9.95          | 384                                     | 961               |
| 129       | cereal: s.t. (101-122)                  | 11.53             | 102.87        | 976                                     | 2709              |
| 140       | arhar (tur)                             | 0.45              | 12.35         | 921                                     | 2573              |
| 141       | gram (split)                            | 0.10              | 1.96          | 450                                     | 1275              |
| 142       | gram (whole)                            | 0.05              | 0.96          | 262                                     | 738               |
| 143       | moong                                   | 0.12              | 2.53          | 443                                     | 1267              |
| 145       | urd                                     | 0.07              | 2.08          | 346                                     | 1080              |
| 150       | other pulses                            | 0.17              | 3.20          | 471                                     | 1321              |
| 159       | pulses & pulse products: s.t. (140-153) | 1.01              | 24.19         | 974                                     | 2704              |
| 160       | milk: liquid (litre)                    | 3.45              | 31.57         | 874                                     | 2447              |
| 163       | curd                                    | 0.08              | 0.80          | 73                                      | 211               |
| 164       | ghee                                    | 0.01              | 0.80          | 50                                      | 196               |
| 169       | milk & milk products: s.t.(160-167)     | -                 | 33.75         | 890                                     | 2489              |
| 172       | groundnut oil                           | 0.32              | 12.24         | 712                                     | 1879              |
| 173       | coconut oil                             | 0.02              | 1.37          | 84                                      | 288               |
| 174       | edible oil (others)                     | 0.10              | 3.48          | 240                                     | 739               |
| 179       | edible oil: s.t. (170-174)              | 0.44              | 17.27         | 976                                     | 2708              |
| 180       | eggs (no.)                              | 1.46              | 2.10          | 335                                     | 955               |
| 181       | fish, prawn                             | 0.13              | 2.74          | 116                                     | 407               |
| 182       | goat meat/mutton                        | 0.12              | 9.78          | 343                                     | 907               |
| 183       | beef/ buffalo meat                      | 0.03              | 0.92          | 68                                      | 182               |
| 185       | chicken                                 | 0.05              | 2.63          | 163                                     | 460               |
| 189       | egg, fish & meat: s.t. (180-186)        | -                 | 18.36         | 581                                     | 1585              |
| 190       | potato                                  | 0.25              | 1.58          | 653                                     | 1863              |
| 191       | onion                                   | 0.68              | 3.44          | 963                                     | 2677              |
| 192       | radish                                  | 0.11              | 0.60          | 388                                     | 1095              |
| 193       | carrot                                  | 0.06              | 0.54          | 266                                     | 819               |
| 195       | beet                                    | 0.03              | 0.25          | 145                                     | 430               |
| 198       | pumpkin                                 | 0.04              | 0.23          | 138                                     | 355               |
| 200       | gourd                                   | 0.03              | 0.22          | 104                                     | 293               |
| 202       | cucumber                                | 0.19              | 1.14          | 472                                     | 1385              |
| 204       | jhinga / torai                          | 0.07              | 0.53          | 204                                     | 602               |
| 208       | cabbage                                 | 0.14              | 0.92          | 418                                     | 1188              |
| 210       | brinjal                                 | 0.36              | 2.31          | 809                                     | 2262              |
| 211       | lady's finger                           | 0.09              | 0.72          | 347                                     | 1005              |
| 212       | palak/other leafy vegetables            | 0.49              | 2.62          | 755                                     | 2120              |
| 213       | french beans and barbati                | 0.04              | 0.40          | 183                                     | 552               |
| 214       | tomato                                  | 0.53              | 3.27          | 914                                     | 2556              |
| 216       | chillies (green)                        | 0.35              | 1.95          | 920                                     | 2556              |
| 221       | lemon (no.)                             | 0.86              | 0.58          | 482                                     | 1383              |
| 222       | other vegetables                        | 0.22              | 1.46          | 473                                     | 1314              |
| 229       | vegetables: s.t. (190-222)              | -                 | 23.58         | 975                                     | 2707              |
| 230       | banana (no.)                            | 4.31              | 3.21          | 694                                     | 2008              |

\* Unless otherwise specified

(Contd.)

NSS Report No. 461: Consumption of Some Important Commodities in India, 1999-2000

**Table 2R: Monthly per capita quantity and value of consumption for food items for each State and UT**

| <b>Rural</b>     |   |                   |               |  |                      |
|------------------|---|-------------------|---------------|--|----------------------|
| item code        | item  | quantity<br>(kg*) | value<br>(Rs) | no. of households<br>reporting consumption |                      |
|                  |   |                   |               | per 1000<br>households                     | sample<br>households |
| (1)              | (2)   | (3)               | (4)           | (5)  | (6)                  |
| <b>Karnataka</b> |   |                   |               |  |                      |
| 234              | coconut (no.)                                     | 1.32              | 6.94          | 811  | 2292                 |
| 240              | mango   | 0.06              | 0.81          | 89   | 297                  |
| 249              | fruits (fresh) : s.t. (230-247)                   | -                 | 12.48         | 908  | 2548                 |
| 250              | coconut (copra)                                   | 0.01              | 0.46          | 108  | 334                  |
| 251              | groundnut   | 0.12              | 2.33          | 454  | 1293                 |
| 259              | fruits (dry) : s.t. (250-257)                     | 0.23              | 3.13          | 510  | 1474                 |
| 260              | sugar - P.D.S.                                    | 0.22              | 2.73          | 772  | 2118                 |
| 261              | sugar - other sources                             | 0.41              | 6.40          | 727  | 2103                 |
| 262              | gur   | 0.24              | 2.80          | 577  | 1648                 |
| 269              | sugar : s.t. (260-264)                            | 0.87              | 11.94         | 962  | 2684                 |
| 279              | salt  | 0.33              | 1.09          | 976  | 2708                 |
| 280              | turmeric (gm)                                     | 18.41             | 1.04          | 849  | 2396                 |
| 281              | black pepper (gm)                                 | 3.40              | 0.64          | 280  | 824                  |
| 282              | dry chillies (gm)                                 | 93.49             | 4.19          | 912  | 2520                 |
| 283              | garlic (gm)                                       | 40.11             | 1.50          | 857  | 2387                 |
| 284              | tamarind (gm)                                     | 56.17             | 1.62          | 835  | 2339                 |
| 285              | ginger (gm)                                       | 9.07              | 0.35          | 344  | 937                  |
| 286              | curry powder (gm)                                 | 20.11             | 1.66          | 321  | 894                  |
| 287              | oilseeds (gm)                                     | 11.24             | 0.46          | 401  | 1194                 |
| 288              | other spices (gm)                                 | 39.42             | 3.05          | 784  | 2156                 |
| 289              | spices : s.t. (280-288)                           | -                 | 14.50         | 976  | 2708                 |
| 290              | tea : cups (no.)                                  | 4.47              | 5.59          | 564  | 1617                 |
| 291              | tea : leaf (gm)                                   | 65.07             | 7.73          | 796  | 2242                 |
| 292              | coffee : cups (no.)                               | 0.79              | 0.89          | 101  | 276                  |
| 293              | coffee: powder (gm)                               | 16.74             | 1.97          | 235  | 686                  |
| 300              | biscuits  | 1.52              | 1.39          | 317  | 932                  |
| 301              | salted refreshments                               | 0.94              | 2.19          | 336  | 982                  |
| 302              | prepared sweets                                   | 0.33              | 1.40          | 176  | 514                  |
| 303              | cooked meals (no.)                                | 0.47              | 4.36          | 65   | 192                  |
| 305              | pickles (gm)                                      | 8.95              | 0.52          | 169  | 495                  |
| 308              | other processed food                              | -                 | 5.12          | 393  | 1106                 |
| 309              | beverages etc.: s.t. (290-308)                    | -                 | 32.07         | 993  | 2746                 |
| 888              | total food  | -                 | 295.00        | 999  | 2761                 |
| <b>Kerala</b>    |   |                   |               |  |                      |
| 101              | rice - P.D.S.                                     | 4.14              | 38.18         | 682  | 1709                 |
| 102              | rice - other sources                              | 4.75              | 61.29         | 748  | 2001                 |
| 107              | wheat/atta - P.D.S.                               | 0.44              | 3.61          | 359  | 916                  |
| 108              | wheat/atta - other sources                        | 0.26              | 3.28          | 275  | 735                  |
| 110              | maida   | 0.12              | 1.47          | 209  | 607                  |
| 111              | suji, rawa  | 0.09              | 1.15          | 216  | 619                  |
| 113              | bread (bakery)                                    | 0.05              | 0.97          | 162  | 464                  |
| 129              | cereal: s.t. (101-122)                            | 9.89              | 110.68        | 989  | 2572                 |
| 139              | cereal substitutes (tapioca, jackfruit seed etc.) | 0.96              | 4.78          | 525  | 1279                 |
| 140              | arhar (tur)                                       | 0.11              | 3.33          | 629  | 1669                 |

\* Unless otherwise specified

(Contd.)

NSS Report No. 461: Consumption of Some Important Commodities in India, 1999-2000

**Table 2R: Monthly per capita quantity and value of consumption for food items for each State and UT**

| item code | item                                    | quantity<br>(kg*) | value<br>(Rs) | Rural                                   |                   |
|-----------|---|-------------------|---------------|---|-------------------|
|           |   |                   |               | no. of households reporting consumption |                   |
|           |   |                   |               | per 1000 households                     | sample households |
| (1)       | (2)                                     | (3)               | (4)           | (5)                                     | (6)               |
|           | <b>Kerala</b>                           |                   |               |   |                   |
| 142       | gram (whole)                            | 0.08              | 1.83          | 375                                     | 1034              |
| 143       | moong                                   | 0.12              | 3.19          | 568                                     | 1508              |
| 145       | urd                                     | 0.13              | 3.88          | 479                                     | 1300              |
| 146       | peas                                    | 0.02              | 0.54          | 127                                     | 288               |
| 153       | other pulse products                    | 0.04              | 1.61          | 453                                     | 1193              |
| 159       | pulses & pulse products: s.t. (140-153) | 0.55              | 15.33         | 893                                     | 2349              |
| 160       | milk: liquid (litre)                    | 2.97              | 35.91         | 717                                     | 1879              |
| 162       | milk : condensed/ powder                | 0.01              | 0.77          | 40                                      | 149               |
| 169       | milk & milk products: s.t.(160-167)     | -                 | 37.88         | 752                                     | 1993              |
| 173       | coconut oil                             | 0.31              | 16.61         | 888                                     | 2329              |
| 174       | edible oil (others)                     | 0.10              | 3.19          | 370                                     | 942               |
| 179       | edible oil: s.t. (170-174)              | 0.42              | 20.22         | 982                                     | 2556              |
| 180       | eggs (no.)                              | 2.58              | 4.26          | 517                                     | 1389              |
| 181       | fish, prawn                             | 1.75              | 43.50         | 916                                     | 2381              |
| 182       | goat meat/mutton                        | 0.03              | 2.12          | 57                                      | 170               |
| 183       | beef/ buffalo meat                      | 0.16              | 7.80          | 319                                     | 870               |
| 185       | chicken                                 | 0.07              | 3.48          | 163                                     | 493               |
| 189       | egg, fish & meat: s.t. (180-186)        | -                 | 61.33         | 945                                     | 2455              |
| 190       | potato                                  | 0.28              | 2.35          | 748                                     | 1976              |
| 191       | onion                                   | 0.50              | 4.06          | 963                                     | 2513              |
| 193       | carrot                                  | 0.09              | 0.80          | 348                                     | 915               |
| 195       | beet                                    | 0.04              | 0.22          | 128                                     | 335               |
| 197       | arum                                    | 0.07              | 0.40          | 185                                     | 482               |
| 198       | pumpkin                                 | 0.07              | 0.32          | 179                                     | 484               |
| 200       | gourd                                   | 0.12              | 0.65          | 214                                     | 620               |
| 201       | bitter gourd                            | 0.10              | 1.20          | 344                                     | 963               |
| 202       | cucumber                                | 0.16              | 0.92          | 373                                     | 1012              |
| 205       | snake gourd                             | 0.09              | 0.62          | 300                                     | 777               |
| 206       | papaya (green)                          | 0.07              | 0.31          | 118                                     | 330               |
| 208       | cabbage                                 | 0.16              | 1.57          | 525                                     | 1427              |
| 210       | brinjal                                 | 0.13              | 0.96          | 414                                     | 1081              |
| 211       | lady's finger                           | 0.22              | 1.98          | 752                                     | 1985              |
| 212       | palak/other leafy vegetables            | 0.11              | 0.85          | 357                                     | 972               |
| 213       | french beans and barbati                | 0.08              | 0.93          | 286                                     | 746               |
| 214       | tomato                                  | 0.39              | 4.00          | 862                                     | 2270              |
| 215       | peas                                    | 0.06              | 0.51          | 162                                     | 420               |
| 216       | chillies (green)                        | 0.30              | 1.74          | 903                                     | 2359              |
| 218       | plantain (green)                        | 0.18              | 1.29          | 398                                     | 1109              |
| 220       | jackfruit (green)                       | 0.13              | 0.32          | 101                                     | 262               |
| 221       | lemon (no.)                             | 0.70              | 0.51          | 188                                     | 500               |
| 222       | other vegetables                        | 0.31              | 2.88          | 602                                     | 1503              |
| 229       | vegetables: s.t. (190-222)              | -                 | 29.53         | 985                                     | 2566              |
| 230       | banana (no.)                            | 4.49              | 5.63          | 603                                     | 1618              |
| 234       | coconut (no.)                           | 4.89              | 27.05         | 972                                     | 2539              |

\* Unless otherwise specified

(Contd.)

NSS Report No. 461: Consumption of Some Important Commodities in India, 1999-2000

**Table 2R: Monthly per capita quantity and value of consumption for food items for each State and UT**

| <b>Rural</b>          |   |                   |               |  |                      |
|-----------------------|---|-------------------|---------------|--|----------------------|
| item code             | item                                    | quantity<br>(kg*) | value<br>(Rs) | no. of households<br>reporting consumption |                      |
|                       |   |                   |               | per 1000<br>households                     | sample<br>households |
| (1)                   | (2)                                     | (3)               | (4)           | (5)  | (6)                  |
| <b>Kerala</b>         |   |                   |               |  |                      |
| 237                   | orange,mausami (no.)                    | 0.16              | 0.50          | 62   | 187                  |
| 240                   | mango                                   | 0.04              | 0.52          | 62   | 172                  |
| 245                   | apple                                   | 0.02              | 0.52          | 59   | 211                  |
| 246                   | grapes                                  | 0.05              | 1.01          | 159  | 500                  |
| 247                   | other fresh fruits                      | -                 | 1.50          | 160  | 359                  |
| 249                   | fruits (fresh) : s.t. (230-247)         | -                 | 37.54         | 987  | 2574                 |
| 251                   | groundnut                               | 0.02              | 0.64          | 161  | 374                  |
| 259                   | fruits (dry) : s.t. (250-257)           | 0.02              | 0.97          | 190  | 468                  |
| 260                   | sugar - P.D.S.                          | 0.38              | 4.74          | 882  | 2287                 |
| 261                   | sugar - other sources                   | 0.43              | 6.81          | 848  | 2262                 |
| 262                   | gur                                     | 0.03              | 0.49          | 154  | 403                  |
| 269                   | sugar : s.t. (260-264)                  | 0.85              | 12.07         | 986  | 2567                 |
| 279                   | salt                                    | 0.27              | 1.02          | 984  | 2563                 |
| 280                   | turmeric (gm)                           | 24.26             | 1.23          | 938  | 2451                 |
| 281                   | black pepper (gm)                       | 6.07              | 1.18          | 419  | 1093                 |
| 282                   | dry chillies (gm)                       | 118.51            | 5.82          | 959  | 2494                 |
| 283                   | garlic (gm)                             | 25.87             | 1.01          | 816  | 2128                 |
| 284                   | tamarind (gm)                           | 72.82             | 3.35          | 928  | 2416                 |
| 285                   | ginger (gm)                             | 20.94             | 0.79          | 620  | 1625                 |
| 286                   | curry powder (gm)                       | 22.42             | 1.42          | 374  | 1044                 |
| 287                   | oilseeds (gm)                           | 11.20             | 0.49          | 521  | 1325                 |
| 288                   | other spices (gm)                       | 105.42            | 4.39          | 934  | 2424                 |
| 289                   | spices : s.t. (280-288)                 | -                 | 19.69         | 987  | 2569                 |
| 290                   | tea : cups (no.)                        | 7.19              | 14.18         | 630  | 1624                 |
| 291                   | tea : leaf (gm)                         | 88.71             | 9.67          | 922  | 2434                 |
| 293                   | coffee: powder (gm)                     | 17.48             | 1.95          | 278  | 683                  |
| 298                   | other beverages (cocoa, chocolate etc.) | -                 | 0.51          | 38   | 110                  |
| 300                   | biscuits                                | 0.61              | 3.03          | 367  | 1036                 |
| 301                   | salted refreshments                     | 1.52              | 4.48          | 418  | 1176                 |
| 302                   | prepared sweets                         | 0.09              | 0.91          | 103  | 322                  |
| 303                   | cooked meals (no.)                      | 1.36              | 18.36         | 241  | 626                  |
| 308                   | other processed food                    | -                 | 5.42          | 285  | 697                  |
| 309                   | beverages etc.: s.t. (290-308)          | -                 | 60.16         | 998  | 2598                 |
| 888                   | total food                              | -                 | 411.00        | 1000                                       | 2603                 |
| <b>Madhya Pradesh</b> |   |                   |               |  |                      |
| 101                   | rice - P.D.S.                           | 0.22              | 1.33          | 152  | 754                  |
| 102                   | rice - other sources                    | 5.22              | 50.45         | 811  | 4224                 |
| 107                   | wheat/atta - P.D.S.                     | 0.16              | 0.73          | 100  | 499                  |
| 108                   | wheat/atta - other sources              | 6.04              | 40.48         | 653  | 3415                 |
| 115                   | jowar & products                        | 0.30              | 1.57          | 60   | 297                  |
| 116                   | bajra & products                        | 0.11              | 0.65          | 12   | 68                   |
| 117                   | maize & products                        | 0.68              | 3.64          | 130  | 642                  |
| 129                   | cereal: s.t. (101-122)                  | 12.94             | 100.29        | 993  | 5124                 |
| 140                   | arhar (tur)                             | 0.29              | 7.52          | 540  | 2948                 |

\* Unless otherwise specified

(Contd.)

NSS Report No. 461: Consumption of Some Important Commodities in India, 1999-2000

**Table 2R: Monthly per capita quantity and value of consumption for food items for each State and UT**

| <b>Rural</b>          |   |                   |               |  |                      |
|-----------------------|---|-------------------|---------------|--|----------------------|
| item code             | item                                    | quantity<br>(kg*) | value<br>(Rs) | no. of households<br>reporting consumption |                      |
|                       |   |                   |               | per 1000<br>households                     | sample<br>households |
| (1)                   | (2)                                     | (3)               | (4)           | (5)  | (6)                  |
| <b>Madhya Pradesh</b> |   |                   |               |  |                      |
| 141                   | gram (split)                            | 0.08              | 1.34          | 222  | 1205                 |
| 143                   | moong                                   | 0.07              | 1.69          | 266  | 1463                 |
| 144                   | masur                                   | 0.10              | 1.94          | 276  | 1391                 |
| 145                   | urd                                     | 0.10              | 1.96          | 293  | 1548                 |
| 148                   | khesari                                 | 0.05              | 0.69          | 117  | 581                  |
| 150                   | other pulses                            | 0.06              | 0.87          | 127  | 627                  |
| 152                   | besan                                   | 0.07              | 1.20          | 277  | 1512                 |
| 159                   | pulses & pulse products: s.t. (140-153) | 0.87              | 17.96         | 970  | 5013                 |
| 160                   | milk: liquid (litre)                    | 2.71              | 27.39         | 607  | 3328                 |
| 164                   | ghee                                    | 0.06              | 4.16          | 142  | 917                  |
| 169                   | milk & milk products: s.t.(160-167)     | -                 | 31.97         | 618  | 3384                 |
| 170                   | vanaspati, margarine                    | 0.02              | 0.66          | 68   | 379                  |
| 171                   | mustard oil                             | 0.12              | 4.23          | 316  | 1497                 |
| 172                   | groundnut oil                           | 0.08              | 3.10          | 196  | 1096                 |
| 174                   | edible oil (others)                     | 0.22              | 6.87          | 485  | 2556                 |
| 179                   | edible oil: s.t. (170-174)              | 0.43              | 14.92         | 988  | 5097                 |
| 180                   | eggs (no.)                              | 0.32              | 0.56          | 101  | 530                  |
| 181                   | fish, prawn                             | 0.05              | 1.58          | 190  | 959                  |
| 182                   | goat meat/mutton                        | 0.03              | 1.85          | 99   | 504                  |
| 185                   | chicken                                 | 0.02              | 1.30          | 100  | 543                  |
| 189                   | egg, fish & meat: s.t. (180-186)        | -                 | 5.45          | 352  | 1781                 |
| 190                   | potato                                  | 1.15              | 4.84          | 964  | 4989                 |
| 191                   | onion                                   | 0.54              | 2.95          | 936  | 4853                 |
| 192                   | radish                                  | 0.15              | 0.42          | 217  | 1168                 |
| 198                   | pumpkin                                 | 0.16              | 0.72          | 296  | 1561                 |
| 200                   | gourd                                   | 0.23              | 1.00          | 338  | 1782                 |
| 201                   | bitter gourd                            | 0.03              | 0.30          | 111  | 603                  |
| 204                   | jhinga / torai                          | 0.10              | 0.65          | 207  | 1107                 |
| 207                   | cauliflower                             | 0.13              | 0.78          | 242  | 1338                 |
| 208                   | cabbage                                 | 0.13              | 0.59          | 239  | 1292                 |
| 210                   | brinjal                                 | 0.38              | 1.96          | 698  | 3646                 |
| 211                   | lady's finger                           | 0.11              | 0.87          | 266  | 1444                 |
| 212                   | palak/other leafy vegetables            | 0.42              | 1.56          | 489  | 2548                 |
| 213                   | french beans and barbati                | 0.06              | 0.42          | 144  | 818                  |
| 214                   | tomato                                  | 0.40              | 2.19          | 639  | 3442                 |
| 216                   | chillies (green)                        | 0.30              | 1.36          | 761  | 3952                 |
| 222                   | other vegetables                        | 0.24              | 1.26          | 359  | 1931                 |
| 229                   | vegetables: s.t. (190-222)              | -                 | 22.88         | 993  | 5121                 |
| 230                   | banana (no.)                            | 1.66              | 1.05          | 281  | 1567                 |
| 234                   | coconut (no.)                           | 0.09              | 0.59          | 206  | 1161                 |
| 235                   | guava                                   | 0.06              | 0.29          | 121  | 635                  |
| 240                   | mango                                   | 0.06              | 0.63          | 96   | 502                  |
| 249                   | fruits (fresh) : s.t. (230-247)         | -                 | 3.60          | 624  | 3315                 |
| 260                   | sugar - P.D.S.                          | 0.27              | 3.25          | 597  | 3136                 |

\* Unless otherwise specified

(Contd.)

NSS Report No. 461: Consumption of Some Important Commodities in India, 1999-2000

**Table 2R: Monthly per capita quantity and value of consumption for food items for each State and UT**

| item code             | item  | quantity<br>(kg*) | value<br>(Rs) | Rural                                   |                   |
|-----------------------|---|-------------------|---------------|---|-------------------|
|                       |   |                   |               | no. of households reporting consumption |                   |
|                       |   |                   |               | per 1000 households                     | sample households |
| (1)                   | (2)   | (3)               | (4)           | (5)                                     | (6)               |
| <b>Madhya Pradesh</b> |   |                   |               |   |                   |
| 261                   | sugar - other sources                             | 0.39              | 6.31          | 610                                     | 3290              |
| 262                   | gur   | 0.16              | 1.74          | 387                                     | 1958              |
| 269                   | sugar : s.t. (260-264)                            | 0.82              | 11.31         | 930                                     | 4801              |
| 279                   | salt  | 0.30              | 0.99          | 991                                     | 5105              |
| 280                   | turmeric (gm)                                     | 34.08             | 1.60          | 976                                     | 5049              |
| 282                   | dry chillies (gm)                                 | 65.05             | 3.30          | 954                                     | 4921              |
| 283                   | garlic (gm)                                       | 34.28             | 1.19          | 745                                     | 3879              |
| 285                   | ginger (gm)                                       | 8.34              | 0.33          | 211                                     | 1147              |
| 286                   | curry powder (gm)                                 | 4.21              | 0.28          | 127                                     | 664               |
| 288                   | other spices (gm)                                 | 39.32             | 3.11          | 887                                     | 4588              |
| 289                   | spices : s.t. (280-288)                           | -                 | 10.25         | 992                                     | 5117              |
| 290                   | tea : cups (no.)                                  | 1.92              | 2.08          | 256                                     | 1371              |
| 291                   | tea : leaf (gm)                                   | 40.73             | 5.35          | 774                                     | 4148              |
| 300                   | biscuits  | 1.45              | 0.99          | 313                                     | 1694              |
| 301                   | salted refreshments                               | 1.12              | 1.28          | 344                                     | 1821              |
| 302                   | prepared sweets                                   | 0.15              | 0.57          | 96                                      | 555               |
| 303                   | cooked meals (no.)                                | 0.21              | 1.71          | 24                                      | 113               |
| 305                   | pickles (gm)                                      | 11.38             | 0.56          | 150                                     | 875               |
| 309                   | beverages etc.: s.t. (290-308)                    | -                 | 12.94         | 899                                     | 4695              |
| 888                   | total food  | -                 | 233.00        | 1000                                    | 5144              |
| <b>Maharashtra</b>    |   |                   |               |   |                   |
| 101                   | rice - P.D.S.                                     | 0.47              | 2.67          | 438                                     | 1762              |
| 102                   | rice - other sources                              | 2.60              | 27.09         | 807                                     | 3450              |
| 103                   | chira   | 0.05              | 0.81          | 203                                     | 873               |
| 107                   | wheat/atta - P.D.S.                               | 0.67              | 2.86          | 431                                     | 1716              |
| 108                   | wheat/atta - other sources                        | 2.72              | 21.83         | 658                                     | 2764              |
| 111                   | suji, rawa  | 0.06              | 0.70          | 226                                     | 997               |
| 113                   | bread (bakery)                                    | 0.03              | 0.58          | 95                                      | 416               |
| 115                   | jowar & products                                  | 3.27              | 21.91         | 521                                     | 2184              |
| 116                   | bajra & products                                  | 1.06              | 6.69          | 185                                     | 735               |
| 121                   | ragi & products                                   | 0.20              | 1.25          | 54                                      | 222               |
| 129                   | cereal: s.t. (101-122)                            | 11.32             | 87.83         | 970                                     | 4053              |
| 139                   | cereal substitutes (tapioca, jackfruit seed etc.) | 0.13              | 2.01          | 457                                     | 1931              |
| 140                   | arhar (tur)                                       | 0.43              | 11.85         | 878                                     | 3660              |
| 141                   | gram (split)                                      | 0.14              | 2.64          | 541                                     | 2308              |
| 143                   | moong   | 0.15              | 3.74          | 589                                     | 2423              |
| 144                   | masur   | 0.04              | 1.09          | 209                                     | 850               |
| 145                   | urd   | 0.05              | 1.30          | 213                                     | 870               |
| 150                   | other pulses                                      | 0.04              | 0.90          | 185                                     | 712               |
| 152                   | besan   | 0.08              | 1.73          | 478                                     | 1900              |
| 159                   | pulses & pulse products: s.t. (140-153)           | 1.00              | 24.40         | 969                                     | 4048              |
| 160                   | milk: liquid (litre)                              | 2.66              | 28.69         | 802                                     | 3352              |
| 164                   | ghee  | 0.01              | 0.57          | 34                                      | 193               |
| 169                   | milk & milk products: s.t.(160-167)               | -                 | 29.93         | 819                                     | 3422              |

\* Unless otherwise specified

(Contd.)

NSS Report No. 461: Consumption of Some Important Commodities in India, 1999-2000

**Table 2R: Monthly per capita quantity and value of consumption for food items for each State and UT**

| item code | item                             | quantity<br>(kg*) | value<br>(Rs) | Rural                                  |                   |
|-----------|----------------------------------|-------------------|---------------|--|-------------------|
|           |                                  |                   |               | no.of households reporting consumption |                   |
|           |                                  |                   |               | per 1000 households                    | sample households |
| (1)       | (2)                              | (3)               | (4)           | (5)                                    | (6)               |
|           | <b>Maharashtra</b>               |                   |               |  |                   |
| 170       | vanaspati, margarine             | 0.02              | 0.67          | 101                                    | 459               |
| 172       | groundnut oil                    | 0.32              | 13.17         | 494                                    | 2160              |
| 174       | edible oil (others)              | 0.25              | 7.57          | 497                                    | 1964              |
| 179       | edible oil: s.t. (170-174)       | 0.59              | 21.66         | 969                                    | 4052              |
| 180       | eggs (no.)                       | 1.08              | 1.71          | 276                                    | 1128              |
| 181       | fish, prawn                      | 0.10              | 3.02          | 196                                    | 860               |
| 182       | goat meat/mutton                 | 0.08              | 7.72          | 343                                    | 1399              |
| 183       | beef/ buffalo meat               | 0.02              | 0.55          | 26                                     | 104               |
| 185       | chicken                          | 0.02              | 1.43          | 94                                     | 442               |
| 189       | egg, fish & meat: s.t. (180-186) | -                 | 14.55         | 538                                    | 2228              |
| 190       | potato                           | 0.50              | 3.08          | 918                                    | 3833              |
| 191       | onion                            | 0.62              | 3.25          | 960                                    | 4004              |
| 192       | radish                           | 0.03              | 0.19          | 112                                    | 475               |
| 198       | pumpkin                          | 0.03              | 0.25          | 117                                    | 415               |
| 200       | gourd                            | 0.03              | 0.22          | 104                                    | 377               |
| 201       | bitter gourd                     | 0.04              | 0.40          | 178                                    | 760               |
| 202       | cucumber                         | 0.04              | 0.34          | 127                                    | 514               |
| 204       | jhinga / torai                   | 0.05              | 0.44          | 152                                    | 653               |
| 207       | cauliflower                      | 0.13              | 1.49          | 433                                    | 1770              |
| 208       | cabbage                          | 0.18              | 1.64          | 533                                    | 2189              |
| 210       | brinjal                          | 0.45              | 3.28          | 860                                    | 3579              |
| 211       | lady's finger                    | 0.08              | 0.87          | 335                                    | 1441              |
| 212       | palak/other leafy vegetables     | 0.41              | 2.96          | 777                                    | 3196              |
| 213       | french beans and barbati         | 0.06              | 0.53          | 200                                    | 849               |
| 214       | tomato                           | 0.33              | 2.57          | 815                                    | 3422              |
| 216       | chillies (green)                 | 0.18              | 2.12          | 839                                    | 3530              |
| 221       | lemon (no.)                      | 0.85              | 0.51          | 360                                    | 1492              |
| 222       | other vegetables                 | 0.16              | 1.25          | 333                                    | 1385              |
| 229       | vegetables: s.t. (190-222)       | -                 | 25.86         | 970                                    | 4052              |
| 230       | banana (no.)                     | 3.72              | 2.34          | 588                                    | 2458              |
| 234       | coconut (no.)                    | 0.23              | 1.51          | 355                                    | 1588              |
| 235       | guava                            | 0.04              | 0.25          | 108                                    | 389               |
| 240       | mango                            | 0.08              | 1.16          | 136                                    | 562               |
| 246       | grapes                           | 0.02              | 0.50          | 93                                     | 417               |
| 249       | fruits (fresh) : s.t. (230-247)  | -                 | 7.17          | 796                                    | 3340              |
| 250       | coconut (copra)                  | 0.03              | 1.65          | 364                                    | 1531              |
| 251       | groundnut                        | 0.21              | 4.81          | 723                                    | 3043              |
| 259       | fruits (dry) : s.t. (250-257)    | 0.24              | 6.64          | 785                                    | 3270              |
| 260       | sugar - P.D.S.                   | 0.26              | 2.69          | 610                                    | 2562              |
| 261       | sugar - other sources            | 0.74              | 11.21         | 912                                    | 3808              |
| 262       | gur                              | 0.08              | 0.99          | 267                                    | 1169              |
| 269       | sugar : s.t. (260-264)           | 1.07              | 14.91         | 968                                    | 4042              |
| 279       | salt                             | 0.26              | 1.08          | 967                                    | 4042              |
| 280       | turmeric (gm)                    | 24.70             | 1.49          | 930                                    | 3885              |

\* Unless otherwise specified

(Contd.)

NSS Report No. 461: Consumption of Some Important Commodities in India, 1999-2000

**Table 2R: Monthly per capita quantity and value of consumption for food items for each State and UT**

| <b>Rural</b>   |   |                   |               |   |                      |
|----------------|---|-------------------|---------------|---|----------------------|
| item code      | item  | quantity<br>(kg*) | value<br>(Rs) | no.of households<br>reporting consumption |                      |
|                |   |                   |               | per 1000<br>households                    | sample<br>households |
| (1)            | (2)   | (3)               | (4)           | (5)                                       | (6)                  |
| 282            | dry chillies (gm)                           | 94.67             | 4.69          | 875                                       | 3615                 |
| 283            | garlic (gm)                                 | 53.01             | 2.04          | 906                                       | 3783                 |
| 285            | ginger (gm)                                 | 18.66             | 0.86          | 554                                       | 2311                 |
| 286            | curry powder (gm)                           | 7.03              | 0.56          | 157                                       | 753                  |
| 287            | oilseeds (gm)                               | 4.78              | 0.28          | 194                                       | 728                  |
| 288            | other spices (gm)                           | 40.85             | 3.77          | 861                                       | 3589                 |
| 289            | spices : s.t. (280-288)                     | -                 | 13.86         | 970                                       | 4053                 |
| 290            | tea : cups (no.)                            | 2.13              | 3.32          | 359                                       | 1618                 |
| 291            | tea : leaf (gm)                             | 64.62             | 9.01          | 953                                       | 3983                 |
| 300            | biscuits                                    | 0.45              | 1.57          | 357                                       | 1534                 |
| 301            | salted refreshments                         | 0.56              | 2.44          | 396                                       | 1612                 |
| 302            | prepared sweets                             | 0.14              | 0.89          | 115                                       | 504                  |
| 303            | cooked meals (no.)                          | 0.45              | 3.63          | 44  | 153                  |
| 305            | pickles (gm)                                | 6.39              | 0.36          | 130                                       | 581                  |
| 309            | beverages etc.: s.t. (290-308)              | -                 | 21.90         | 987                                       | 4087                 |
| 888            | total food                                  | -                 | 272.00        | 997                                       | 4117                 |
| <b>Manipur</b> |   |                   |               |   |                      |
| 101            | rice - P.D.S.                               | 0.42              | 3.47          | 60  | 42                   |
| 102            | rice - other sources                        | 15.21             | 197.69        | 985                                       | 730                  |
| 106            | other rice products                         | 0.23              | 3.67          | 16  | 10                   |
| 129            | cereal: s.t. (101-122)                      | 16.09             | 205.25        | 1000                                      | 738                  |
| 143            | moong                                       | 0.16              | 0.66          | 108                                       | 74                   |
| 144            | masur                                       | 2.94              | 3.11          | 511                                       | 368                  |
| 145            | urd   | 0.02              | 0.62          | 131                                       | 87                   |
| 146            | peas  | 0.14              | 2.29          | 415                                       | 308                  |
| 150            | other pulses                                | 0.13              | 2.13          | 254                                       | 229                  |
| 152            | besan                                       | 1.10              | 0.43          | 175                                       | 126                  |
| 153            | other pulse products                        | 0.02              | 0.40          | 103                                       | 72                   |
| 159            | pulses & pulse products: s.t. (140-153)     | 5.41              | 10.52         | 942                                       | 703                  |
| 160            | milk: liquid (litre)                        | 0.32              | 3.33          | 176                                       | 133                  |
| 162            | milk : condensed/ powder                    | 1.35              | 1.69          | 94  | 79                   |
| 169            | milk & milk products: s.t.(160-167)         | -                 | 5.46          | 284                                       | 231                  |
| 171            | mustard oil                                 | 12.23             | 10.64         | 917                                       | 676                  |
| 179            | edible oil: s.t. (170-174)                  | 12.80             | 10.80         | 939                                       | 691                  |
| 180            | eggs (no.)                                  | 0.98              | 2.75          | 322                                       | 250                  |
| 181            | fish, prawn                                 | 1.01              | 15.06         | 708                                       | 480                  |
| 182            | goat meat/mutton                            | 0.01              | 0.53          | 27  | 20                   |
| 183            | beef/ buffalo meat                          | 0.11              | 4.61          | 250                                       | 210                  |
| 184            | pork  | 0.06              | 3.53          | 167                                       | 131                  |
| 185            | chicken                                     | 0.03              | 2.62          | 107                                       | 80                   |
| 186            | others (birds, crab, oyster, tortoise etc.) | 0.07              | 4.69          | 244                                       | 155                  |
| 189            | egg, fish & meat: s.t. (180-186)            | -                 | 33.79         | 982                                       | 722                  |
| 190            | potato                                      | 0.81              | 6.13          | 971                                       | 707                  |
| 191            | onion                                       | 6.67              | 2.05          | 686                                       | 502                  |
| 197            | arum  | 0.81              | 3.00          | 524                                       | 397                  |

\* Unless otherwise specified

(Contd.)



**Table 2R: Monthly per capita quantity and value of consumption for food items for each State and UT**

| <b>Rural</b>     |   |                   |               |   |                      |
|------------------|---|-------------------|---------------|---|----------------------|
| item code        | item  | quantity<br>(kg*) | value<br>(Rs) | no.of households<br>reporting consumption |                      |
|                  |   |                   |               | per 1000<br>households                    | sample<br>households |
| (1)              | (2)   | (3)               | (4)           | (5)                                       | (6)                  |
| <b>Manipur</b>   |   |                   |               |   |                      |
| 198              | pumpkin   | 0.25              | 1.50          | 402                                       | 320                  |
| 200              | gourd   | 0.08              | 0.34          | 108                                       | 80                   |
| 207              | cauliflower                                       | 0.15              | 1.32          | 206                                       | 125                  |
| 208              | cabbage   | 0.44              | 2.42          | 479                                       | 347                  |
| 210              | brinjal   | 0.12              | 0.89          | 309                                       | 224                  |
| 212              | palak/other leafy vegetables                      | 0.88              | 5.19          | 614                                       | 446                  |
| 214              | tomato  | 0.06              | 0.56          | 235                                       | 159                  |
| 215              | peas  | 0.05              | 0.65          | 131                                       | 96                   |
| 216              | chillies (green)                                  | 4.84              | 1.35          | 325                                       | 251                  |
| 222              | other vegetables                                  | 0.95              | 6.32          | 700                                       | 507                  |
| 229              | vegetables: s.t. (190-222)                        | -                 | 33.59         | 1000                                      | 738                  |
| 230              | banana (no.)                                      | 2.36              | 1.88          | 364                                       | 297                  |
| 237              | orange,mausami (no.)                              | 0.26              | 0.59          | 126                                       | 87                   |
| 247              | other fresh fruits                                | -                 | 1.39          | 365                                       | 267                  |
| 249              | fruits (fresh) : s.t. (230-247)                   | -                 | 4.70          | 695                                       | 535                  |
| 260              | sugar - P.D.S.                                    | 3.17              | 0.83          | 162                                       | 118                  |
| 261              | sugar - other sources                             | 7.30              | 4.56          | 712                                       | 525                  |
| 269              | sugar : s.t. (260-264)                            | 10.48             | 5.42          | 831                                       | 616                  |
| 279              | salt  | 9.00              | 1.82          | 989                                       | 732                  |
| 280              | turmeric (gm)                                     | 28.30             | 1.34          | 835                                       | 579                  |
| 282              | dry chillies (gm)                                 | 56.63             | 5.31          | 829                                       | 616                  |
| 283              | garlic (gm)                                       | 28.90             | 1.22          | 604                                       | 443                  |
| 285              | ginger (gm)                                       | 49.35             | 0.68          | 515                                       | 373                  |
| 288              | other spices (gm)                                 | 31.50             | 2.57          | 724                                       | 522                  |
| 289              | spices : s.t. (280-288)                           | -                 | 11.42         | 969                                       | 724                  |
| 290              | tea : cups (no.)                                  | 4.98              | 6.79          | 626                                       | 456                  |
| 291              | tea : leaf (gm)                                   | 25.76             | 3.04          | 754                                       | 570                  |
| 300              | biscuits  | 3.81              | 1.18          | 216                                       | 160                  |
| 301              | salted refreshments                               | 0.75              | 0.56          | 85  | 60                   |
| 303              | cooked meals (no.)                                | 0.14              | 0.88          | 36  | 33                   |
| 308              | other processed food                              | -                 | 3.18          | 468                                       | 323                  |
| 309              | beverages etc.: s.t. (290-308)                    | -                 | 16.41         | 951                                       | 696                  |
| 888              | total food  | -                 | 339.00        | 1000                                      | 738                  |
| <b>Meghalaya</b> |   |                   |               |   |                      |
| 101              | rice - P.D.S.                                     | 2.07              | 21.58         | 568                                       | 522                  |
| 102              | rice - other sources                              | 9.18              | 111.23        | 989                                       | 913                  |
| 105              | muri  | 0.02              | 0.52          | 173                                       | 187                  |
| 113              | bread (bakery)                                    | 0.05              | 1.20          | 255                                       | 247                  |
| 117              | maize & products                                  | 0.19              | 1.26          | 140                                       | 129                  |
| 129              | cereal: s.t. (101-122)                            | 11.58             | 136.71        | 1000                                      | 932                  |
| 139              | cereal substitutes (tapioca, jackfruit seed etc.) | 0.40              | 1.19          | 192                                       | 205                  |
| 143              | moong   | 0.02              | 0.55          | 107                                       | 85                   |
| 144              | masur   | 0.22              | 6.13          | 790                                       | 764                  |
| 159              | pulses & pulse products: s.t. (140-153)           | 0.26              | 7.20          | 838                                       | 803                  |

\* Unless otherwise specified

(Contd.)

NSS Report No. 461: Consumption of Some Important Commodities in India, 1999-2000

**Table 2R: Monthly per capita quantity and value of consumption for food items for each State and UT**

| <b>Rural</b>     |   |                   |               |   |                      |
|------------------|---|-------------------|---------------|---|----------------------|
| item code        | item  | quantity<br>(kg*) | value<br>(Rs) | no.of households<br>reporting consumption |                      |
|                  |   |                   |               | per 1000<br>households                    | sample<br>households |
| (1)              | (2)   | (3)               | (4)           | (5)                                       | (6)                  |
| <b>Meghalaya</b> |   |                   |               |   |                      |
| 160              | milk: liquid (litre)                        | 0.92              | 8.81          | 292                                       | 313                  |
| 162              | milk : condensed/ powder                    | 0.02              | 0.59          | 46  | 45                   |
| 169              | milk & milk products: s.t.(160-167)         | -                 | 10.00         | 352                                       | 367                  |
| 171              | mustard oil                                 | 0.25              | 11.60         | 972                                       | 907                  |
| 174              | edible oil (others)                         | 0.05              | 0.60          | 301                                       | 333                  |
| 179              | edible oil: s.t. (170-174)                  | 0.31              | 12.46         | 995                                       | 928                  |
| 180              | eggs (no.)                                  | 1.46              | 3.00          | 404                                       | 410                  |
| 181              | fish, prawn                                 | 0.26              | 14.19         | 810                                       | 759                  |
| 183              | beef/ buffalo meat                          | 0.46              | 23.86         | 882                                       | 800                  |
| 184              | pork  | 0.17              | 13.56         | 628                                       | 574                  |
| 185              | chicken                                     | 0.17              | 3.24          | 189                                       | 207                  |
| 186              | others (birds, crab, oyster, tortoise etc.) | 0.07              | 4.12          | 332                                       | 352                  |
| 189              | egg, fish & meat: s.t. (180-186)            | -                 | 62.33         | 996                                       | 928                  |
| 190              | potato                                      | 1.16              | 7.74          | 985                                       | 914                  |
| 191              | onion                                       | 0.34              | 4.19          | 974                                       | 910                  |
| 192              | radish                                      | 0.07              | 0.36          | 125                                       | 142                  |
| 193              | carrot                                      | 0.04              | 0.54          | 148                                       | 126                  |
| 196              | sweet potato                                | 0.19              | 0.76          | 164                                       | 158                  |
| 197              | arum  | 0.55              | 2.66          | 459                                       | 457                  |
| 198              | pumpkin                                     | 0.64              | 3.40          | 626                                       | 603                  |
| 200              | gourd                                       | 0.25              | 1.19          | 238                                       | 226                  |
| 201              | bitter gourd                                | 0.09              | 0.96          | 214                                       | 198                  |
| 202              | cucumber                                    | 0.16              | 1.28          | 234                                       | 191                  |
| 204              | jhinga / torai                              | 0.08              | 0.60          | 124                                       | 134                  |
| 206              | papaya (green)                              | 0.21              | 1.01          | 265                                       | 259                  |
| 207              | cauliflower                                 | 0.12              | 1.16          | 204                                       | 214                  |
| 208              | cabbage                                     | 0.39              | 2.87          | 507                                       | 467                  |
| 210              | brinjal                                     | 0.28              | 2.00          | 362                                       | 355                  |
| 211              | lady's finger                               | 0.06              | 0.52          | 161                                       | 161                  |
| 212              | palak/other leafy vegetables                | 1.02              | 6.74          | 873                                       | 807                  |
| 213              | french beans and barbati                    | 0.12              | 1.06          | 234                                       | 232                  |
| 214              | tomato                                      | 0.17              | 1.84          | 446                                       | 393                  |
| 216              | chillies (green)                            | 0.16              | 3.72          | 979                                       | 913                  |
| 221              | lemon (no.)                                 | 0.65              | 0.61          | 214                                       | 212                  |
| 222              | other vegetables                            | 0.77              | 4.37          | 673                                       | 648                  |
| 229              | vegetables: s.t. (190-222)                  | -                 | 50.17         | 1000                                      | 932                  |
| 230              | banana (no.)                                | 2.89              | 2.14          | 354                                       | 342                  |
| 233              | pineapple (no.)                             | 0.18              | 0.63          | 112                                       | 100                  |
| 237              | orange,mausami (no.)                        | 0.39              | 0.69          | 99  | 113                  |
| 247              | other fresh fruits                          | -                 | 3.29          | 444                                       | 432                  |
| 249              | fruits (fresh) : s.t. (230-247)             | -                 | 8.77          | 740                                       | 718                  |
| 260              | sugar - P.D.S.                              | 0.20              | 2.80          | 695                                       | 652                  |
| 261              | sugar - other sources                       | 0.38              | 7.35          | 866                                       | 784                  |
| 269              | sugar : s.t. (260-264)                      | 0.58              | 10.16         | 995                                       | 928                  |

\* Unless otherwise specified

(Contd.)

NSS Report No. 461: Consumption of Some Important Commodities in India, 1999-2000

**Table 2R: Monthly per capita quantity and value of consumption for food items for each State and UT**

| item code | item  | quantity<br>(kg*) | value<br>(Rs) | Rural                                   |                   |
|-----------|---|-------------------|---------------|---|-------------------|
|           |   |                   |               | no. of households reporting consumption |                   |
|           |   |                   |               | per 1000 households                     | sample households |
| (1)       | (2)   | (3)               | (4)           | (5)                                     | (6)               |
|           | <b>Meghalaya</b>                            |                   |               |   |                   |
| 279       | salt  | 0.26              | 1.41          | 994                                     | 928               |
| 280       | turmeric (gm)                               | 21.55             | 1.63          | 985                                     | 922               |
| 281       | black pepper (gm)                           | 2.75              | 0.72          | 263                                     | 224               |
| 282       | dry chillies (gm)                           | 1.98              | 0.13          | 104                                     | 107               |
| 283       | garlic (gm)                                 | 28.54             | 1.47          | 820                                     | 754               |
| 285       | ginger (gm)                                 | 50.23             | 1.44          | 912                                     | 858               |
| 288       | other spices (gm)                           | 4.51              | 0.42          | 250                                     | 246               |
| 289       | spices : s.t. (280-288)                     | -                 | 5.87          | 998                                     | 931               |
| 290       | tea : cups (no.)                            | 5.39              | 9.00          | 838                                     | 791               |
| 291       | tea : leaf (gm)                             | 61.63             | 8.18          | 987                                     | 922               |
| 300       | biscuits                                    | 0.11              | 6.53          | 615                                     | 585               |
| 301       | salted refreshments                         | 0.05              | 1.62          | 287                                     | 307               |
| 303       | cooked meals (no.)                          | 0.13              | 1.74          | 65                                      | 59                |
| 308       | other processed food                        | -                 | 6.26          | 526                                     | 534               |
| 309       | beverages etc.: s.t. (290-308)              | -                 | 34.12         | 999                                     | 932               |
| 888       | total food                                  | -                 | 341.00        | 1000                                    | 933               |
|           | <b>Mizoram</b>                              |                   |               |   |                   |
| 101       | rice - P.D.S.                               | 6.13              | 62.13         | 738                                     | 316               |
| 102       | rice - other sources                        | 6.12              | 74.23         | 829                                     | 349               |
| 108       | wheat/atta - other sources                  | 0.07              | 0.83          | 18                                      | 7                 |
| 113       | bread (bakery)                              | 0.22              | 3.29          | 224                                     | 82                |
| 129       | cereal: s.t. (101-122)                      | 12.64             | 142.02        | 1000                                    | 428               |
| 143       | moong                                       | 0.04              | 1.28          | 90                                      | 70                |
| 144       | masur                                       | 0.45              | 13.45         | 767                                     | 290               |
| 146       | peas  | 0.12              | 1.85          | 228                                     | 105               |
| 147       | soyabean                                    | 0.07              | 1.60          | 292                                     | 115               |
| 150       | other pulses                                | 0.10              | 1.32          | 164                                     | 66                |
| 153       | other pulse products                        | 0.05              | 0.92          | 72                                      | 32                |
| 159       | pulses & pulse products: s.t. (140-153)     | 0.84              | 20.63         | 962                                     | 410               |
| 160       | milk: liquid (litre)                        | 0.44              | 5.35          | 144                                     | 67                |
| 161       | baby food                                   | 0.06              | 0.85          | 31                                      | 14                |
| 162       | milk : condensed/ powder                    | 3.72              | 11.63         | 656                                     | 270               |
| 167       | other milk products                         | 0.01              | 0.57          | 4                                       | 1                 |
| 169       | milk & milk products: s.t.(160-167)         | -                 | 18.79         | 738                                     | 310               |
| 171       | mustard oil                                 | 3.71              | 16.45         | 858                                     | 368               |
| 172       | groundnut oil                               | 0.02              | 1.29          | 39                                      | 14                |
| 174       | edible oil (others)                         | 0.04              | 1.82          | 100                                     | 47                |
| 179       | edible oil: s.t. (170-174)                  | 3.77              | 19.65         | 994                                     | 426               |
| 180       | eggs (no.)                                  | 1.75              | 4.89          | 633                                     | 268               |
| 181       | fish, prawn                                 | 0.20              | 14.18         | 411                                     | 219               |
| 183       | beef/ buffalo meat                          | 0.15              | 11.07         | 299                                     | 131               |
| 184       | pork  | 0.26              | 21.75         | 537                                     | 198               |
| 185       | chicken                                     | 0.11              | 11.37         | 375                                     | 179               |
| 186       | others (birds, crab, oyster, tortoise etc.) | 0.21              | 7.74          | 373                                     | 150               |

\* Unless otherwise specified

(Contd.)

NSS Report No. 461: Consumption of Some Important Commodities in India, 1999-2000

**Table 2R: Monthly per capita quantity and value of consumption for food items for each State and UT**

| item code       | item                             | quantity<br>(kg*) | value<br>(Rs) | Rural                                  |                   |
|-----------------|----------------------------------|-------------------|---------------|--|-------------------|
|                 |                                  |                   |               | no.of households reporting consumption |                   |
|                 |                                  |                   |               | per 1000 households                    | sample households |
| (1)             | (2)                              | (3)               | (4)           | (5)                                    | (6)               |
| <b>Mizoram</b>  |                                  |                   |               |  |                   |
| 189             | egg, fish & meat: s.t. (180-186) | -                 | 71.40         | 1000                                   | 428               |
| 190             | potato                           | 0.60              | 6.87          | 813                                    | 336               |
| 191             | onion                            | 1.33              | 4.38          | 951                                    | 407               |
| 198             | pumpkin                          | 0.81              | 5.99          | 718                                    | 308               |
| 200             | gourd                            | 0.17              | 1.48          | 165                                    | 89                |
| 201             | bitter gourd                     | 0.23              | 2.19          | 338                                    | 168               |
| 202             | cucumber                         | 0.30              | 0.63          | 91                                     | 53                |
| 205             | snake gourd                      | 0.19              | 1.73          | 167                                    | 103               |
| 208             | cabbage                          | 0.18              | 1.61          | 249                                    | 116               |
| 210             | brinjal                          | 0.76              | 6.07          | 834                                    | 354               |
| 211             | lady's finger                    | 0.09              | 1.00          | 178                                    | 92                |
| 212             | palak/other leafy vegetables     | 5.14              | 35.24         | 928                                    | 391               |
| 213             | french beans and barbati         | 0.03              | 0.60          | 73                                     | 38                |
| 214             | tomato                           | 0.49              | 2.41          | 346                                    | 155               |
| 215             | peas                             | 0.09              | 0.89          | 105                                    | 50                |
| 216             | chillies (green)                 | 0.49              | 4.22          | 801                                    | 339               |
| 222             | other vegetables                 | 1.20              | 9.61          | 748                                    | 321               |
| 229             | vegetables: s.t. (190-222)       | -                 | 87.11         | 1000                                   | 427               |
| 230             | banana (no.)                     | 2.63              | 2.74          | 370                                    | 181               |
| 232             | watermelon                       | 0.07              | 0.72          | 59                                     | 35                |
| 247             | other fresh fruits               | -                 | 2.99          | 452                                    | 211               |
| 249             | fruits (fresh) : s.t. (230-247)  | -                 | 8.27          | 708                                    | 325               |
| 260             | sugar - P.D.S.                   | 6.48              | 3.63          | 664                                    | 269               |
| 261             | sugar - other sources            | 0.41              | 9.25          | 783                                    | 357               |
| 262             | gur                              | 0.10              | 1.69          | 201                                    | 68                |
| 269             | sugar : s.t. (260-264)           | 7.00              | 14.65         | 983                                    | 419               |
| 279             | salt                             | 3.29              | 3.24          | 995                                    | 425               |
| 280             | turmeric (gm)                    | 41.89             | 3.40          | 969                                    | 413               |
| 282             | dry chillies (gm)                | 5.28              | 0.93          | 307                                    | 109               |
| 283             | garlic (gm)                      | 15.34             | 1.42          | 359                                    | 148               |
| 285             | ginger (gm)                      | 42.33             | 2.93          | 762                                    | 298               |
| 286             | curry powder (gm)                | 6.48              | 0.58          | 111                                    | 53                |
| 288             | other spices (gm)                | 13.31             | 1.43          | 320                                    | 131               |
| 289             | spices : s.t. (280-288)          | -                 | 10.84         | 995                                    | 425               |
| 290             | tea : cups (no.)                 | 10.45             | 10.39         | 292                                    | 122               |
| 291             | tea : leaf (gm)                  | 105.93            | 12.58         | 972                                    | 417               |
| 300             | biscuits                         | 0.30              | 3.16          | 340                                    | 151               |
| 303             | cooked meals (no.)               | 0.19              | 2.38          | 95                                     | 45                |
| 308             | other processed food             | -                 | 0.80          | 95                                     | 29                |
| 309             | beverages etc.: s.t. (290-308)   | -                 | 31.02         | 999                                    | 426               |
| 888             | total food                       | -                 | 428.00        | 1000                                   | 428               |
| <b>Nagaland</b> |                                  |                   |               |  |                   |
| 101             | rice - P.D.S.                    | 0.21              | 1.31          | 23                                     | 11                |
| 102             | rice - other sources             | 13.87             | 196.39        | 988                                    | 471               |

\* Unless otherwise specified

(Contd.)

NSS Report No. 461: Consumption of Some Important Commodities in India, 1999-2000

**Table 2R: Monthly per capita quantity and value of consumption for food items for each State and UT**

| item code       | item  | quantity<br>(kg*) | value<br>(Rs) | Rural                                   |                   |
|-----------------|---|-------------------|---------------|---|-------------------|
|                 |   |                   |               | no. of households reporting consumption |                   |
|                 |   |                   |               | per 1000 households                     | sample households |
| (1)             | (2)   | (3)               | (4)           | (5)                                     | (6)               |
| <b>Nagaland</b> |   |                   |               |   |                   |
| 108             | wheat/atta - other sources                  | 0.13              | 1.53          | 177                                     | 94                |
| 113             | bread (bakery)                              | 0.24              | 6.15          | 373                                     | 191               |
| 117             | maize & products                            | 0.31              | 3.41          | 254                                     | 122               |
| 129             | cereal: s.t. (101-122)                      | 14.82             | 209.70        | 990                                     | 473               |
| 140             | arhar (tur)                                 | 0.02              | 0.58          | 38                                      | 17                |
| 142             | gram (whole)                                | 0.05              | 1.07          | 110                                     | 44                |
| 144             | masur                                       | 0.38              | 11.27         | 775                                     | 371               |
| 146             | peas  | 0.08              | 1.30          | 122                                     | 51                |
| 147             | soyabean                                    | 0.05              | 1.29          | 222                                     | 119               |
| 150             | other pulses                                | 0.19              | 3.24          | 418                                     | 194               |
| 159             | pulses & pulse products: s.t. (140-153)     | 0.82              | 19.71         | 949                                     | 451               |
| 160             | milk: liquid (litre)                        | 0.86              | 11.13         | 202                                     | 110               |
| 162             | milk : condensed/ powder                    | 0.20              | 24.54         | 697                                     | 340               |
| 169             | milk & milk products: s.t.(160-167)         | -                 | 36.58         | 804                                     | 388               |
| 170             | vanaspati, margarine                        | 0.01              | 0.62          | 37                                      | 17                |
| 171             | mustard oil                                 | 0.20              | 10.95         | 864                                     | 413               |
| 179             | edible oil: s.t. (170-174)                  | 0.21              | 11.85         | 875                                     | 419               |
| 180             | eggs (no.)                                  | 3.80              | 9.23          | 581                                     | 274               |
| 181             | fish, prawn                                 | 0.32              | 15.38         | 685                                     | 320               |
| 182             | goat meat/mutton                            | 0.01              | 1.03          | 48                                      | 24                |
| 183             | beef/ buffalo meat                          | 0.70              | 26.71         | 790                                     | 376               |
| 184             | pork  | 0.59              | 34.26         | 820                                     | 397               |
| 185             | chicken                                     | 0.11              | 10.70         | 369                                     | 173               |
| 186             | others (birds, crab, oyster, tortoise etc.) | 0.07              | 4.75          | 212                                     | 102               |
| 189             | egg, fish & meat: s.t. (180-186)            | -                 | 102.06        | 985                                     | 470               |
| 190             | potato                                      | 1.19              | 10.49         | 829                                     | 395               |
| 191             | onion                                       | 0.28              | 4.41          | 807                                     | 381               |
| 197             | arum  | 1.04              | 8.88          | 668                                     | 294               |
| 198             | pumpkin                                     | 0.58              | 3.65          | 547                                     | 254               |
| 200             | gourd                                       | 0.14              | 0.89          | 130                                     | 61                |
| 201             | bitter gourd                                | 0.10              | 1.16          | 181                                     | 90                |
| 202             | cucumber                                    | 0.25              | 2.30          | 226                                     | 108               |
| 204             | jhinga / torai                              | 0.08              | 0.76          | 97                                      | 56                |
| 206             | papaya (green)                              | 0.29              | 1.88          | 173                                     | 62                |
| 207             | cauliflower                                 | 0.24              | 2.94          | 305                                     | 144               |
| 208             | cabbage                                     | 0.54              | 5.35          | 572                                     | 266               |
| 210             | brinjal                                     | 0.34              | 3.24          | 598                                     | 287               |
| 211             | lady's finger                               | 0.05              | 0.57          | 103                                     | 53                |
| 212             | palak/other leafy vegetables                | 1.53              | 13.08         | 882                                     | 423               |
| 213             | french beans and barbati                    | 0.25              | 3.45          | 379                                     | 178               |
| 214             | tomato                                      | 0.34              | 5.67          | 664                                     | 319               |
| 216             | chillies (green)                            | 0.33              | 7.12          | 928                                     | 442               |
| 222             | other vegetables                            | 0.82              | 6.20          | 588                                     | 293               |
| 229             | vegetables: s.t. (190-222)                  | -                 | 83.58         | 988                                     | 472               |

\* Unless otherwise specified

(Contd.)

NSS Report No. 461: Consumption of Some Important Commodities in India, 1999-2000

**Table 2R: Monthly per capita quantity and value of consumption for food items for each State and UT**

| item code       | item                                    | quantity<br>(kg*) | value<br>(Rs) | Rural                                   |                   |
|-----------------|---|-------------------|---------------|---|-------------------|
|                 |   |                   |               | no. of households reporting consumption |                   |
|                 |   |                   |               | per 1000 households                     | sample households |
| (1)             | (2)                                     | (3)               | (4)           | (5)                                     | (6)               |
| <b>Nagaland</b> |   |                   |               |   |                   |
| 230             | banana (no.)                            | 5.96              | 5.26          | 541                                     | 260               |
| 233             | pineapple (no.)                         | 0.54              | 0.91          | 116                                     | 56                |
| 235             | guava                                   | 0.36              | 2.87          | 162                                     | 71                |
| 237             | orange,mausami (no.)                    | 0.53              | 1.24          | 135                                     | 71                |
| 238             | papaya                                  | 0.14              | 1.54          | 116                                     | 43                |
| 240             | mango                                   | 0.03              | 0.88          | 47                                      | 30                |
| 242             | pears (naspati)                         | 0.07              | 0.70          | 98                                      | 47                |
| 245             | apple                                   | 0.04              | 2.12          | 138                                     | 83                |
| 247             | other fresh fruits                      | -                 | 1.90          | 198                                     | 71                |
| 249             | fruits (fresh) : s.t. (230-247)         | -                 | 18.40         | 740                                     | 356               |
| 261             | sugar - other sources                   | 0.61              | 12.43         | 947                                     | 450               |
| 269             | sugar : s.t. (260-264)                  | 0.65              | 13.40         | 987                                     | 471               |
| 279             | salt                                    | 1.34              | 2.50          | 979                                     | 466               |
| 280             | turmeric (gm)                           | 10.33             | 0.83          | 396                                     | 204               |
| 282             | dry chillies (gm)                       | 35.76             | 2.82          | 551                                     | 283               |
| 283             | garlic (gm)                             | 55.63             | 2.66          | 744                                     | 358               |
| 285             | ginger (gm)                             | 145.13            | 3.62          | 926                                     | 433               |
| 288             | other spices (gm)                       | 15.29             | 1.02          | 244                                     | 143               |
| 289             | spices : s.t. (280-288)                 | -                 | 11.12         | 988                                     | 472               |
| 290             | tea : cups (no.)                        | 4.27              | 11.87         | 447                                     | 223               |
| 291             | tea : leaf (gm)                         | 100.78            | 14.58         | 982                                     | 469               |
| 298             | other beverages (cocoa, chocolate etc.) | -                 | 1.06          | 112                                     | 57                |
| 300             | biscuits                                | 2.28              | 10.62         | 658                                     | 326               |
| 301             | salted refreshments                     | 0.01              | 0.62          | 61                                      | 25                |
| 302             | prepared sweets                         | 0.23              | 1.14          | 177                                     | 82                |
| 303             | cooked meals (no.)                      | 0.18              | 2.84          | 30                                      | 22                |
| 304             | cake, pastry                            | 0.01              | 1.17          | 92                                      | 56                |
| 308             | other processed food                    | -                 | 0.88          | 102                                     | 52                |
| 309             | beverages etc.: s.t. (290-308)          | -                 | 45.66         | 995                                     | 478               |
| 888             | total food                              | -                 | 555.00        | 1000                                    | 480               |
| <b>Orissa</b>   |   |                   |               |   |                   |
| 101             | rice - P.D.S.                           | 1.53              | 5.76          | 500                                     | 1613              |
| 102             | rice - other sources                    | 12.09             | 113.16        | 971                                     | 3397              |
| 103             | chira                                   | 0.23              | 2.48          | 227                                     | 893               |
| 105             | muri                                    | 0.31              | 5.13          | 482                                     | 1648              |
| 108             | wheat/atta - other sources              | 0.49              | 5.07          | 262                                     | 1085              |
| 111             | suji, rawa                              | 0.04              | 0.53          | 145                                     | 677               |
| 121             | ragi & products                         | 0.28              | 1.46          | 159                                     | 556               |
| 129             | cereal: s.t. (101-122)                  | 15.09             | 134.38        | 990                                     | 3452              |
| 140             | arhar (tur)                             | 0.08              | 2.52          | 210                                     | 933               |
| 143             | moong                                   | 0.16              | 3.99          | 419                                     | 1545              |
| 144             | masur                                   | 0.09              | 2.09          | 314                                     | 1000              |
| 150             | other pulses                            | 0.05              | 0.71          | 150                                     | 480               |
| 159             | pulses & pulse products: s.t. (140-153) | 0.46              | 10.74         | 900                                     | 3167              |

\* Unless otherwise specified

(Contd.)

NSS Report No. 461: Consumption of Some Important Commodities in India, 1999-2000

**Table 2R: Monthly per capita quantity and value of consumption for food items for each State and UT**

| <b>Rural</b>  |                                     |                   |               |  |                      |
|---------------|-------------------------------------|-------------------|---------------|--|----------------------|
| item code     | item                                | quantity<br>(kg*) | value<br>(Rs) | no. of households<br>reporting consumption |                      |
|               |                                     |                   |               | per 1000<br>households                     | sample<br>households |
| (1)           | (2)                                 | (3)               | (4)           | (5)  | (6)                  |
| <b>Orissa</b> |                                     |                   |               |  |                      |
| 160           | milk: liquid (litre)                | 0.64              | 6.19          | 214  | 946                  |
| 162           | milk : condensed/ powder            | 0.04              | 0.87          | 56   | 259                  |
| 169           | milk & milk products: s.t.(160-167) | -                 | 7.81          | 275  | 1195                 |
| 171           | mustard oil                         | 0.17              | 7.54          | 654  | 2318                 |
| 172           | groundnut oil                       | 0.01              | 0.51          | 54   | 172                  |
| 174           | edible oil (others)                 | 0.07              | 2.36          | 314  | 1121                 |
| 179           | edible oil: s.t. (170-174)          | 0.26              | 10.83         | 979  | 3423                 |
| 180           | eggs (no.)                          | 0.49              | 0.89          | 187  | 705                  |
| 181           | fish, prawn                         | 0.31              | 7.77          | 701  | 2528                 |
| 182           | goat meat/mutton                    | 0.03              | 2.47          | 132  | 501                  |
| 185           | chicken                             | 0.03              | 1.76          | 108  | 394                  |
| 189           | egg, fish & meat: s.t. (180-186)    | -                 | 13.57         | 815  | 2879                 |
| 190           | potato                              | 1.86              | 8.96          | 953  | 3332                 |
| 191           | onion                               | 0.43              | 2.94          | 944  | 3299                 |
| 192           | radish                              | 0.15              | 0.43          | 196  | 686                  |
| 197           | arum                                | 0.11              | 0.58          | 212  | 842                  |
| 198           | pumpkin                             | 0.33              | 1.17          | 467  | 1762                 |
| 201           | bitter gourd                        | 0.08              | 0.52          | 230  | 922                  |
| 202           | cucumber                            | 0.11              | 0.51          | 186  | 750                  |
| 203           | parwal / patal                      | 0.07              | 0.57          | 175  | 705                  |
| 204           | jhinga / torai                      | 0.10              | 0.50          | 197  | 790                  |
| 206           | papaya (green)                      | 0.16              | 0.60          | 207  | 820                  |
| 207           | cauliflower                         | 0.12              | 0.65          | 166  | 578                  |
| 208           | cabbage                             | 0.19              | 0.75          | 211  | 772                  |
| 210           | brinjal                             | 0.58              | 3.46          | 791  | 2833                 |
| 211           | lady's finger                       | 0.10              | 0.67          | 299  | 1118                 |
| 212           | palak/other leafy vegetables        | 0.82              | 2.92          | 840  | 2984                 |
| 213           | french beans and barbati            | 0.04              | 0.25          | 100  | 431                  |
| 214           | tomato                              | 0.34              | 1.73          | 507  | 1793                 |
| 216           | chillies (green)                    | 0.07              | 1.10          | 801  | 2869                 |
| 221           | lemon (no.)                         | 0.66              | 0.42          | 346  | 1390                 |
| 222           | other vegetables                    | 0.35              | 1.76          | 469  | 1711                 |
| 229           | vegetables: s.t. (190-222)          | -                 | 31.02         | 985  | 3442                 |
| 230           | banana (no.)                        | 1.42              | 1.00          | 334  | 1371                 |
| 234           | coconut (no.)                       | 0.20              | 1.32          | 355  | 1418                 |
| 240           | mango                               | 0.06              | 0.52          | 104  | 377                  |
| 249           | fruits (fresh) : s.t. (230-247)     | -                 | 3.49          | 541  | 2038                 |
| 260           | sugar - P.D.S.                      | 0.18              | 2.31          | 615  | 2196                 |
| 261           | sugar - other sources               | 0.18              | 3.16          | 531  | 1931                 |
| 262           | gur                                 | 0.03              | 0.38          | 150  | 605                  |
| 269           | sugar : s.t. (260-264)              | 0.39              | 5.91          | 859  | 3054                 |
| 279           | salt                                | 0.42              | 1.14          | 983  | 3433                 |
| 280           | turmeric (gm)                       | 32.29             | 1.57          | 979  | 3414                 |
| 282           | dry chillies (gm)                   | 28.24             | 1.55          | 931  | 3280                 |

\* Unless otherwise specified

(Contd.)

**Table 2R: Monthly per capita quantity and value of consumption for food items for each State and UT**

| item code     | item                                    | quantity<br>(kg*) | value<br>(Rs) | Rural                                   |                   |
|---------------|---|-------------------|---------------|---|-------------------|
|               |   |                   |               | no. of households reporting consumption |                   |
|               |   |                   |               | per 1000 households                     | sample households |
| (1)           | (2)                                     | (3)               | (4)           | (5)                                     | (6)               |
| <b>Orissa</b> |   |                   |               |   |                   |
| 283           | garlic (gm)                             | 36.48             | 1.28          | 793                                     | 2783              |
| 284           | tamarind (gm)                           | 14.95             | 0.14          | 139                                     | 534               |
| 285           | ginger (gm)                             | 16.29             | 0.61          | 451                                     | 1805              |
| 287           | oilseeds (gm)                           | 21.97             | 0.60          | 562                                     | 1965              |
| 288           | other spices (gm)                       | 29.55             | 1.93          | 850                                     | 3068              |
| 289           | spices : s.t. (280-288)                 | -                 | 7.94          | 984                                     | 3438              |
| 290           | tea : cups (no.)                        | 1.30              | 1.21          | 181                                     | 773               |
| 291           | tea : leaf (gm)                         | 21.24             | 2.71          | 654                                     | 2268              |
| 300           | biscuits                                | 0.36              | 1.47          | 328                                     | 1278              |
| 301           | salted refreshments                     | 0.12              | 1.83          | 320                                     | 1247              |
| 303           | cooked meals (no.)                      | 0.36              | 2.46          | 57                                      | 232               |
| 308           | other processed food                    | -                 | 1.93          | 190                                     | 808               |
| 309           | beverages etc.: s.t. (290-308)          | -                 | 12.18         | 844                                     | 2977              |
| 888           | total food                              | -                 | 239.00        | 999                                     | 3475              |
| <b>Punjab</b> |   |                   |               |   |                   |
| 102           | rice - other sources                    | 0.69              | 8.11          | 710                                     | 1537              |
| 108           | wheat/atta - other sources              | 9.54              | 62.70         | 986                                     | 2122              |
| 117           | maize & products                        | 0.18              | 1.51          | 143                                     | 302               |
| 129           | cereal: s.t. (101-122)                  | 10.58             | 73.86         | 996                                     | 2142              |
| 141           | gram (split)                            | 0.17              | 3.38          | 649                                     | 1421              |
| 142           | gram (whole)                            | 0.15              | 2.98          | 577                                     | 1298              |
| 143           | moong                                   | 0.24              | 6.60          | 905                                     | 1951              |
| 144           | masur                                   | 0.20              | 5.42          | 848                                     | 1800              |
| 145           | urd                                     | 0.11              | 2.84          | 484                                     | 1077              |
| 150           | other pulses                            | 0.07              | 2.05          | 289                                     | 672               |
| 152           | besan                                   | 0.09              | 1.81          | 429                                     | 949               |
| 159           | pulses & pulse products: s.t. (140-153) | 1.06              | 25.61         | 995                                     | 2141              |
| 160           | milk: liquid (litre)                    | 11.67             | 118.60        | 989                                     | 2129              |
| 163           | curd                                    | 0.07              | 1.07          | 27                                      | 85                |
| 164           | ghee                                    | 0.09              | 7.62          | 166                                     | 396               |
| 169           | milk & milk products: s.t.(160-167)     | -                 | 127.90        | 992                                     | 2138              |
| 170           | vanaspati, margarine                    | 0.45              | 17.48         | 891                                     | 1901              |
| 171           | mustard oil                             | 0.09              | 3.78          | 424                                     | 872               |
| 174           | edible oil (others)                     | 0.02              | 0.71          | 45                                      | 101               |
| 179           | edible oil: s.t. (170-174)              | 0.56              | 22.05         | 977                                     | 2097              |
| 180           | eggs (no.)                              | 0.95              | 1.58          | 155                                     | 322               |
| 182           | goat meat/mutton                        | 0.02              | 1.91          | 76                                      | 153               |
| 185           | chicken                                 | 0.03              | 1.98          | 74                                      | 167               |
| 189           | egg, fish & meat: s.t. (180-186)        | -                 | 5.64          | 211                                     | 444               |
| 190           | potato                                  | 1.46              | 5.18          | 989                                     | 2130              |
| 191           | onion                                   | 0.95              | 6.58          | 987                                     | 2127              |
| 192           | radish                                  | 0.35              | 1.07          | 368                                     | 800               |
| 193           | carrot                                  | 0.28              | 1.16          | 355                                     | 725               |
| 198           | pumpkin                                 | 0.15              | 0.91          | 259                                     | 562               |

\* Unless otherwise specified

(Contd.)

NSS Report No. 461: Consumption of Some Important Commodities in India, 1999-2000



**Table 2R: Monthly per capita quantity and value of consumption for food items for each State and UT**

| <b>Rural</b>  |                                      |                   |               |  |                      |
|---------------|--------------------------------------|-------------------|---------------|--|----------------------|
| item code     | item                                 | quantity<br>(kg*) | value<br>(Rs) | no. of households<br>reporting consumption |                      |
|               |                                      |                   |               | per 1000<br>households                     | sample<br>households |
| (1)           | (2)                                  | (3)               | (4)           | (5)  | (6)                  |
| <b>Punjab</b> |                                      |                   |               |  |                      |
| 200           | gourd                                | 0.17              | 1.02          | 277  | 604                  |
| 201           | bitter gourd                         | 0.06              | 0.59          | 186  | 408                  |
| 202           | cucumber                             | 0.10              | 0.52          | 109  | 250                  |
| 204           | jhinga / torai                       | 0.04              | 0.34          | 111  | 246                  |
| 207           | cauliflower                          | 0.45              | 2.10          | 487  | 1021                 |
| 208           | cabbage                              | 0.20              | 0.96          | 279  | 636                  |
| 210           | brinjal                              | 0.36              | 2.28          | 611  | 1356                 |
| 211           | lady's finger                        | 0.17              | 1.39          | 317  | 749                  |
| 212           | palak/other leafy vegetables         | 0.62              | 2.10          | 492  | 1038                 |
| 214           | tomato                               | 0.48              | 4.60          | 800  | 1729                 |
| 215           | peas                                 | 0.16              | 1.28          | 277  | 568                  |
| 216           | chillies (green)                     | 0.26              | 0.82          | 426  | 905                  |
| 221           | lemon (no.)                          | 0.80              | 0.78          | 223  | 533                  |
| 222           | other vegetables                     | 0.19              | 1.33          | 235  | 518                  |
| 229           | vegetables: s.t. (190-222)           | -                 | 35.83         | 995  | 2141                 |
| 230           | banana (no.)                         | 3.09              | 3.59          | 441  | 1050                 |
| 237           | orange,mausami (no.)                 | 0.31              | 0.55          | 75   | 181                  |
| 240           | mango                                | 0.08              | 1.37          | 121  | 321                  |
| 245           | apple                                | 0.11              | 2.33          | 213  | 540                  |
| 249           | fruits (fresh) : s.t. (230-247)      | -                 | 9.45          | 595  | 1389                 |
| 251           | groundnut                            | 0.03              | 0.88          | 105  | 237                  |
| 259           | fruits (dry) : s.t. (250-257)        | 0.05              | 1.75          | 125  | 296                  |
| 260           | sugar - P.D.S.                       | 0.22              | 2.75          | 546  | 1184                 |
| 261           | sugar - other sources                | 1.55              | 25.84         | 976  | 2104                 |
| 262           | gur                                  | 0.26              | 3.11          | 208  | 446                  |
| 269           | sugar : s.t. (260-264)               | 2.03              | 31.72         | 992  | 2137                 |
| 279           | salt                                 | 0.21              | 1.32          | 991  | 2132                 |
| 280           | turmeric (gm)                        | 55.21             | 3.11          | 991  | 2133                 |
| 281           | black pepper (gm)                    | 4.10              | 0.50          | 125  | 310                  |
| 282           | dry chillies (gm)                    | 56.53             | 3.75          | 948  | 2039                 |
| 283           | garlic (gm)                          | 39.74             | 1.44          | 609  | 1334                 |
| 285           | ginger (gm)                          | 38.69             | 8.12          | 520  | 1105                 |
| 288           | other spices (gm)                    | 39.20             | 3.99          | 781  | 1686                 |
| 289           | spices : s.t. (280-288)              | -                 | 21.18         | 994  | 2140                 |
| 290           | tea : cups (no.)                     | 1.72              | 2.70          | 173  | 380                  |
| 291           | tea : leaf (gm)                      | 127.14            | 16.65         | 987  | 2121                 |
| 295           | cold beverages: bottled/canned (no.) | 0.07              | 0.65          | 47   | 132                  |
| 300           | biscuits                             | 1.33              | 3.07          | 411  | 958                  |
| 301           | salted refreshments                  | 0.66              | 1.38          | 235  | 548                  |
| 302           | prepared sweets                      | 0.10              | 2.72          | 180  | 426                  |
| 303           | cooked meals (no.)                   | 0.38              | 2.64          | 50   | 102                  |
| 305           | pickles (gm)                         | 34.45             | 1.25          | 344  | 765                  |
| 309           | beverages etc.: s.t. (290-308)       | -                 | 31.93         | 997  | 2146                 |
| 888           | total food                           | -                 | 388.00        | 1000                                       | 2152                 |

\* Unless otherwise specified

(Contd.)

NSS Report No. 461: Consumption of Some Important Commodities in India, 1999-2000

**Table 2R: Monthly per capita quantity and value of consumption for food items for each State and UT**

| item code | item                                    | quantity<br>(kg*) | value<br>(Rs) | Rural                                   |                   |
|-----------|---|-------------------|---------------|---|-------------------|
|           |   |                   |               | no. of households reporting consumption |                   |
|           |   |                   |               | per 1000 households                     | sample households |
| (1)       | (2)                                     | (3)               | (4)           | (5)                                     | (6)               |
|           | <b>Rajasthan</b>                        |                   |               |   |                   |
| 102       | rice - other sources                    | 0.22              | 2.90          | 443                                     | 1501              |
| 107       | wheat/atta - P.D.S.                     | 0.20              | 1.00          | 54                                      | 172               |
| 108       | wheat/atta - other sources              | 9.59              | 66.82         | 821                                     | 2705              |
| 116       | bajra & products                        | 2.42              | 16.75         | 243                                     | 781               |
| 117       | maize & products                        | 1.63              | 9.65          | 204                                     | 604               |
| 129       | cereal: s.t. (101-122)                  | 14.19             | 98.14         | 993                                     | 3212              |
| 141       | gram (split)                            | 0.17              | 2.93          | 587                                     | 1887              |
| 143       | moong                                   | 0.19              | 4.75          | 763                                     | 2484              |
| 144       | masur                                   | 0.04              | 1.04          | 241                                     | 784               |
| 145       | urd                                     | 0.08              | 1.94          | 359                                     | 1157              |
| 152       | besan                                   | 0.11              | 2.19          | 554                                     | 1834              |
| 159       | pulses & pulse products: s.t. (140-153) | 0.67              | 14.20         | 982                                     | 3175              |
| 160       | milk: liquid (litre)                    | 9.62              | 95.91         | 961                                     | 3113              |
| 164       | ghee                                    | 0.10              | 13.10         | 318                                     | 1069              |
| 169       | milk & milk products: s.t.(160-167)     | -                 | 109.86        | 979                                     | 3166              |
| 171       | mustard oil                             | 0.24              | 9.21          | 561                                     | 1954              |
| 172       | groundnut oil                           | 0.09              | 4.44          | 222                                     | 668               |
| 174       | edible oil (others)                     | 0.09              | 3.83          | 209                                     | 578               |
| 179       | edible oil: s.t. (170-174)              | 0.43              | 17.96         | 983                                     | 3165              |
| 182       | goat meat/mutton                        | 0.08              | 3.83          | 145                                     | 445               |
| 189       | egg, fish & meat: s.t. (180-186)        | -                 | 4.66          | 169                                     | 527               |
| 190       | potato                                  | 0.70              | 3.29          | 937                                     | 3031              |
| 191       | onion                                   | 0.60              | 3.76          | 886                                     | 2869              |
| 192       | radish                                  | 0.13              | 0.45          | 195                                     | 650               |
| 193       | carrot                                  | 0.09              | 0.39          | 151                                     | 508               |
| 198       | pumpkin                                 | 0.05              | 0.32          | 128                                     | 431               |
| 200       | gourd                                   | 0.11              | 0.71          | 209                                     | 747               |
| 204       | jhinga / torai                          | 0.05              | 0.35          | 113                                     | 344               |
| 207       | cauliflower                             | 0.17              | 1.17          | 320                                     | 1089              |
| 208       | cabbage                                 | 0.09              | 0.62          | 219                                     | 749               |
| 210       | brinjal                                 | 0.27              | 1.80          | 598                                     | 1899              |
| 211       | lady's finger                           | 0.07              | 0.77          | 208                                     | 698               |
| 212       | palak/other leafy vegetables            | 0.22              | 1.21          | 371                                     | 1269              |
| 214       | tomato                                  | 0.32              | 2.84          | 648                                     | 2142              |
| 216       | chillies (green)                        | 0.33              | 2.13          | 681                                     | 2197              |
| 221       | lemon (no.)                             | 0.54              | 0.41          | 149                                     | 533               |
| 222       | other vegetables                        | 0.51              | 4.27          | 550                                     | 1735              |
| 229       | vegetables: s.t. (190-222)              | -                 | 25.37         | 993                                     | 3212              |
| 230       | banana (no.)                            | 1.77              | 1.46          | 300                                     | 1058              |
| 249       | fruits (fresh) : s.t. (230-247)         | -                 | 3.93          | 510                                     | 1731              |
| 251       | groundnut                               | 0.03              | 0.53          | 56                                      | 200               |
| 259       | fruits (dry) : s.t. (250-257)           | 0.05              | 1.28          | 112                                     | 404               |
| 260       | sugar - P.D.S.                          | 0.23              | 2.87          | 561                                     | 1801              |
| 261       | sugar - other sources                   | 0.76              | 12.49         | 946                                     | 3039              |

\* Unless otherwise specified

(Contd.)

NSS Report No. 461: Consumption of Some Important Commodities in India, 1999-2000

**Table 2R: Monthly per capita quantity and value of consumption for food items for each State and UT**

| item code        | item                                    | quantity<br>(kg*) | value<br>(Rs) | Rural                                   |                   |
|------------------|---|-------------------|---------------|---|-------------------|
|                  |   |                   |               | no. of households reporting consumption |                   |
|                  |   |                   |               | per 1000 households                     | sample households |
| (1)              | (2)                                     | (3)               | (4)           | (5)                                     | (6)               |
| <b>Rajasthan</b> |   |                   |               |   |                   |
| 262              | gur                                     | 0.17              | 2.10          | 329                                     | 1088              |
| 269              | sugar : s.t. (260-264)                  | 1.17              | 17.48         | 994                                     | 3208              |
| 279              | salt                                    | 0.39              | 1.09          | 993                                     | 3211              |
| 280              | turmeric (gm)                           | 37.70             | 1.84          | 973                                     | 3150              |
| 282              | dry chillies (gm)                       | 107.22            | 6.31          | 988                                     | 3197              |
| 283              | garlic (gm)                             | 66.01             | 2.09          | 840                                     | 2699              |
| 285              | ginger (gm)                             | 6.63              | 0.27          | 149                                     | 534               |
| 288              | other spices (gm)                       | 54.08             | 3.86          | 854                                     | 2783              |
| 289              | spices : s.t. (280-288)                 | -                 | 14.94         | 993                                     | 3211              |
| 290              | tea : cups (no.)                        | 2.14              | 2.75          | 247                                     | 829               |
| 291              | tea : leaf (gm)                         | 80.74             | 10.65         | 964                                     | 3120              |
| 300              | biscuits                                | 1.34              | 1.05          | 233                                     | 822               |
| 301              | salted refreshments                     | 0.37              | 0.64          | 119                                     | 427               |
| 302              | prepared sweets                         | 0.02              | 0.52          | 38                                      | 173               |
| 303              | cooked meals (no.)                      | 0.13              | 1.14          | 11                                      | 33                |
| 308              | other processed food                    | -                 | 0.57          | 67                                      | 211               |
| 309              | beverages etc.: s.t. (290-308)          | -                 | 17.67         | 988                                     | 3193              |
| 888              | total food                              | -                 | 327.00        | 1000                                    | 3228              |
| <b>Sikkim</b>    |   |                   |               |   |                   |
| 101              | rice - P.D.S.                           | 8.60              | 58.69         | 762                                     | 818               |
| 102              | rice - other sources                    | 1.64              | 17.86         | 234                                     | 290               |
| 103              | chira                                   | 0.03              | 0.59          | 114                                     | 137               |
| 108              | wheat/atta - other sources              | 0.63              | 6.68          | 530                                     | 595               |
| 110              | maida                                   | 0.05              | 0.60          | 80                                      | 117               |
| 112              | sewai, noodles                          | 0.02              | 0.99          | 123                                     | 140               |
| 117              | maize & products                        | 0.89              | 5.28          | 470                                     | 503               |
| 120              | small millets & products                | 0.07              | 0.58          | 79                                      | 106               |
| 129              | cereal: s.t. (101-122)                  | 11.97             | 91.76         | 933                                     | 1022              |
| 142              | gram (whole)                            | 0.03              | 0.51          | 111                                     | 114               |
| 143              | moong                                   | 0.02              | 0.54          | 85                                      | 100               |
| 144              | masur                                   | 0.27              | 7.16          | 700                                     | 766               |
| 150              | other pulses                            | 0.11              | 3.42          | 418                                     | 485               |
| 153              | other pulse products                    | 0.03              | 0.71          | 115                                     | 105               |
| 159              | pulses & pulse products: s.t. (140-153) | 0.50              | 13.42         | 843                                     | 925               |
| 160              | milk: liquid (litre)                    | 4.27              | 40.30         | 793                                     | 869               |
| 161              | baby food                               | 0.01              | 0.68          | 21                                      | 13                |
| 163              | curd                                    | 0.04              | 0.57          | 89                                      | 86                |
| 164              | ghee                                    | 0.02              | 2.48          | 120                                     | 146               |
| 165              | butter                                  | 0.01              | 1.25          | 72                                      | 86                |
| 169              | milk & milk products: s.t.(160-167)     | -                 | 45.62         | 809                                     | 886               |
| 171              | mustard oil                             | 0.58              | 18.48         | 916                                     | 1006              |
| 179              | edible oil: s.t. (170-174)              | 0.60              | 19.34         | 934                                     | 1023              |
| 180              | eggs (no.)                              | 1.59              | 3.74          | 467                                     | 525               |
| 181              | fish, prawn                             | 0.03              | 1.72          | 141                                     | 152               |

\* Unless otherwise specified

(Contd.)

NSS Report No. 461: Consumption of Some Important Commodities in India, 1999-2000

**Table 2R: Monthly per capita quantity and value of consumption for food items for each State and UT**

| item code     | item                             | quantity<br>(kg*) | value<br>(Rs) | Rural                                   |                   |
|---------------|----------------------------------|-------------------|---------------|---|-------------------|
|               |                                  |                   |               | no. of households reporting consumption |                   |
|               |                                  |                   |               | per 1000 households                     | sample households |
| (1)           | (2)                              | (3)               | (4)           | (5)                                     | (6)               |
| <b>Sikkim</b> |                                  |                   |               |   |                   |
| 182           | goat meat/mutton                 | 0.05              | 4.42          | 160                                     | 190               |
| 183           | beef/ buffalo meat               | 0.23              | 9.42          | 326                                     | 368               |
| 184           | pork                             | 0.13              | 8.43          | 357                                     | 395               |
| 185           | chicken                          | 0.15              | 6.79          | 260                                     | 291               |
| 189           | egg, fish & meat: s.t. (180-186) | -                 | 34.58         | 812                                     | 902               |
| 190           | potato                           | 1.56              | 10.82         | 926                                     | 1015              |
| 191           | onion                            | 0.30              | 3.19          | 870                                     | 951               |
| 192           | radish                           | 0.17              | 1.35          | 348                                     | 348               |
| 198           | pumpkin                          | 0.48              | 3.56          | 626                                     | 668               |
| 200           | gourd                            | 0.11              | 1.01          | 236                                     | 245               |
| 201           | bitter gourd                     | 0.07              | 0.80          | 238                                     | 274               |
| 202           | cucumber                         | 0.13              | 1.10          | 232                                     | 207               |
| 207           | cauliflower                      | 0.13              | 1.26          | 240                                     | 302               |
| 208           | cabbage                          | 0.27              | 2.57          | 507                                     | 567               |
| 210           | brinjal                          | 0.11              | 1.11          | 356                                     | 401               |
| 212           | palak/other leafy vegetables     | 1.24              | 7.71          | 921                                     | 1006              |
| 213           | french beans and barbati         | 0.12              | 1.48          | 407                                     | 478               |
| 214           | tomato                           | 0.28              | 3.64          | 752                                     | 831               |
| 215           | peas                             | 0.03              | 0.55          | 126                                     | 156               |
| 216           | chillies (green)                 | 0.06              | 1.40          | 722                                     | 817               |
| 222           | other vegetables                 | 0.95              | 6.64          | 869                                     | 945               |
| 229           | vegetables: s.t. (190-222)       | -                 | 49.45         | 933                                     | 1022              |
| 230           | banana (no.)                     | 0.92              | 1.14          | 197                                     | 240               |
| 237           | orange,mausami (no.)             | 0.92              | 0.88          | 120                                     | 150               |
| 240           | mango                            | 0.02              | 0.61          | 71                                      | 61                |
| 249           | fruits (fresh) : s.t. (230-247)  | -                 | 3.88          | 347                                     | 402               |
| 260           | sugar - P.D.S.                   | 0.26              | 3.47          | 656                                     | 711               |
| 261           | sugar - other sources            | 0.08              | 1.46          | 255                                     | 292               |
| 269           | sugar : s.t. (260-264)           | 0.34              | 4.96          | 766                                     | 844               |
| 279           | salt                             | 0.27              | 1.26          | 934                                     | 1022              |
| 280           | turmeric (gm)                    | 18.76             | 1.31          | 925                                     | 1014              |
| 281           | black pepper (gm)                | 1.22              | 0.30          | 151                                     | 154               |
| 282           | dry chillies (gm)                | 4.91              | 0.46          | 344                                     | 398               |
| 283           | garlic (gm)                      | 28.71             | 1.47          | 761                                     | 848               |
| 285           | ginger (gm)                      | 59.64             | 2.50          | 896                                     | 976               |
| 288           | other spices (gm)                | 17.92             | 1.58          | 683                                     | 773               |
| 289           | spices : s.t. (280-288)          | -                 | 7.89          | 934                                     | 1022              |
| 290           | tea : cups (no.)                 | 1.40              | 3.31          | 453                                     | 518               |
| 291           | tea : leaf (gm)                  | 73.74             | 7.74          | 924                                     | 1009              |
| 300           | biscuits                         | 2.57              | 2.51          | 420                                     | 499               |
| 301           | salted refreshments              | 0.58              | 1.14          | 220                                     | 260               |
| 303           | cooked meals (no.)               | 0.97              | 10.24         | 164                                     | 169               |
| 308           | other processed food             | -                 | 3.20          | 304                                     | 339               |
| 309           | beverages etc.: s.t. (290-308)   | -                 | 29.46         | 998                                     | 1053              |

\* Unless otherwise specified

(Contd.)

NSS Report No. 461: Consumption of Some Important Commodities in India, 1999-2000

**Table 2R: Monthly per capita quantity and value of consumption for food items for each State and UT**

| <b>Rural</b> |   |                   |               |  |                      |
|--------------|---|-------------------|---------------|--|----------------------|
| item code    | item                                    | quantity<br>(kg*) | value<br>(Rs) | no. of households<br>reporting consumption |                      |
|              |   |                   |               | per 1000<br>households                     | sample<br>households |
| (1)          | (2)                                     | (3)               | (4)           | (5)  | (6)                  |
|              | <b>Sikkim</b>                           |                   |               |  |                      |
| 888          | total food                              | -                 | 302.00        | 1000                                       | 1056                 |
|              | <b>Tamil Nadu</b>                       |                   |               |  |                      |
| 101          | rice - P.D.S.                           | 3.16              | 11.52         | 742  | 2909                 |
| 102          | rice - other sources                    | 6.65              | 74.05         | 917  | 3889                 |
| 107          | wheat/atta - P.D.S.                     | 0.14              | 1.08          | 145  | 616                  |
| 108          | wheat/atta - other sources              | 0.06              | 0.59          | 75   | 410                  |
| 110          | maida                                   | 0.05              | 0.64          | 145  | 662                  |
| 111          | suji, rawa                              | 0.09              | 1.21          | 269  | 1252                 |
| 121          | ragi & products                         | 0.42              | 2.63          | 162  | 636                  |
| 129          | cereal: s.t. (101-122)                  | 10.66             | 92.62         | 984  | 4117                 |
| 140          | arhar (tur)                             | 0.35              | 10.79         | 925  | 3901                 |
| 141          | gram (split)                            | 0.07              | 1.54          | 411  | 1775                 |
| 143          | moong                                   | 0.07              | 1.95          | 386  | 1703                 |
| 145          | urd                                     | 0.21              | 6.23          | 747  | 3269                 |
| 150          | other pulses                            | 0.06              | 1.32          | 269  | 1088                 |
| 151          | gram products                           | 0.02              | 0.58          | 173  | 733                  |
| 153          | other pulse products                    | 0.02              | 0.57          | 135  | 627                  |
| 159          | pulses & pulse products: s.t. (140-153) | 0.83              | 23.63         | 981  | 4107                 |
| 160          | milk: liquid (litre)                    | 2.39              | 24.21         | 601  | 2684                 |
| 169          | milk & milk products: s.t.(160-167)     | -                 | 25.22         | 620  | 2777                 |
| 172          | groundnut oil                           | 0.27              | 10.35         | 669  | 2767                 |
| 173          | coconut oil                             | 0.01              | 0.51          | 52   | 226                  |
| 174          | edible oil (others)                     | 0.14              | 5.80          | 425  | 1906                 |
| 179          | edible oil: s.t. (170-174)              | 0.43              | 16.81         | 979  | 4095                 |
| 180          | eggs (no.)                              | 2.19              | 3.21          | 478  | 2096                 |
| 181          | fish, prawn                             | 0.17              | 5.65          | 322  | 1365                 |
| 182          | goat meat/mutton                        | 0.13              | 9.80          | 389  | 1737                 |
| 183          | beef/ buffalo meat                      | 0.04              | 1.77          | 99   | 338                  |
| 185          | chicken                                 | 0.07              | 3.83          | 240  | 1073                 |
| 189          | egg, fish & meat: s.t. (180-186)        | -                 | 24.52         | 765  | 3226                 |
| 190          | potato                                  | 0.35              | 3.05          | 874  | 3714                 |
| 191          | onion                                   | 0.58              | 4.60          | 977  | 4091                 |
| 192          | radish                                  | 0.10              | 0.68          | 366  | 1569                 |
| 193          | carrot                                  | 0.12              | 1.23          | 504  | 2270                 |
| 195          | beet                                    | 0.04              | 0.30          | 192  | 871                  |
| 197          | arum                                    | 0.05              | 0.37          | 221  | 954                  |
| 198          | pumpkin                                 | 0.03              | 0.18          | 127  | 494                  |
| 200          | gourd                                   | 0.07              | 0.26          | 140  | 539                  |
| 201          | bitter gourd                            | 0.06              | 0.64          | 286  | 1330                 |
| 205          | snake gourd                             | 0.08              | 0.58          | 285  | 1247                 |
| 208          | cabbage                                 | 0.23              | 1.84          | 699  | 2947                 |
| 210          | brinjal                                 | 0.46              | 3.65          | 907  | 3792                 |
| 211          | lady's finger                           | 0.23              | 1.93          | 735  | 3129                 |
| 212          | palak/other leafy vegetables            | 0.30              | 2.05          | 764  | 3166                 |

\* Unless otherwise specified

(Contd.)

NSS Report No. 461: Consumption of Some Important Commodities in India, 1999-2000

**Table 2R: Monthly per capita quantity and value of consumption for food items for each State and UT**

| item code         | item                                    | quantity<br>(kg*) | value<br>(Rs) | Rural                                   |                   |
|-------------------|---|-------------------|---------------|---|-------------------|
|                   |   |                   |               | no. of households reporting consumption |                   |
|                   |   |                   |               | per 1000 households                     | sample households |
| (1)               | (2)                                     | (3)               | (4)           | (5)                                     | (6)               |
| <b>Tamil Nadu</b> |   |                   |               |   |                   |
| 213               | french beans and barbati                | 0.05              | 0.45          | 207                                     | 845               |
| 214               | tomato                                  | 0.62              | 5.14          | 954                                     | 4012              |
| 216               | chillies (green)                        | 0.12              | 1.79          | 890                                     | 3743              |
| 218               | plantain (green)                        | 0.06              | 0.32          | 188                                     | 845               |
| 221               | lemon (no.)                             | 0.38              | 0.31          | 194                                     | 951               |
| 222               | other vegetables                        | 0.30              | 2.70          | 639                                     | 2646              |
| 229               | vegetables: s.t. (190-222)              | -                 | 32.58         | 983                                     | 4113              |
| 230               | banana (no.)                            | 3.21              | 2.69          | 546                                     | 2458              |
| 234               | coconut (no.)                           | 1.66              | 6.67          | 868                                     | 3661              |
| 240               | mango                                   | 0.11              | 0.61          | 91                                      | 401               |
| 249               | fruits (fresh) : s.t. (230-247)         | -                 | 11.30         | 911                                     | 3843              |
| 260               | sugar - P.D.S.                          | 0.35              | 4.20          | 716                                     | 3097              |
| 261               | sugar - other sources                   | 0.17              | 2.51          | 349                                     | 1632              |
| 269               | sugar : s.t. (260-264)                  | 0.53              | 7.03          | 800                                     | 3447              |
| 279               | salt                                    | 0.68              | 1.12          | 980                                     | 4102              |
| 280               | turmeric (gm)                           | 24.23             | 1.26          | 955                                     | 4001              |
| 281               | black pepper (gm)                       | 13.71             | 2.92          | 776                                     | 3364              |
| 282               | dry chillies (gm)                       | 86.54             | 3.58          | 964                                     | 4038              |
| 283               | garlic (gm)                             | 52.42             | 2.19          | 911                                     | 3836              |
| 284               | tamarind (gm)                           | 130.36            | 4.25          | 970                                     | 4061              |
| 285               | ginger (gm)                             | 18.99             | 0.82          | 610                                     | 2620              |
| 286               | curry powder (gm)                       | 36.10             | 2.40          | 570                                     | 2443              |
| 287               | oils eeds (gm)                          | 17.92             | 7.74          | 650                                     | 2742              |
| 288               | other spices (gm)                       | 80.66             | 4.40          | 937                                     | 3938              |
| 289               | spices : s.t. (280-288)                 | -                 | 29.57         | 983                                     | 4111              |
| 290               | tea : cups (no.)                        | 8.65              | 13.36         | 648                                     | 2684              |
| 291               | tea : leaf (gm)                         | 25.22             | 4.01          | 463                                     | 2038              |
| 292               | coffee : cups (no.)                     | 1.56              | 0.52          | 44                                      | 177               |
| 293               | coffee: powder (gm)                     | 15.48             | 2.38          | 286                                     | 1382              |
| 298               | other beverages (cocoa, chocolate etc.) | -                 | 0.72          | 33                                      | 195               |
| 300               | biscuits                                | 1.50              | 1.30          | 200                                     | 942               |
| 301               | salted refreshments                     | 2.87              | 3.15          | 473                                     | 2079              |
| 302               | prepared sweets                         | 0.17              | 0.97          | 127                                     | 663               |
| 303               | cooked meals (no.)                      | 0.62              | 6.06          | 106                                     | 472               |
| 305               | pickles (gm)                            | 5.14              | 0.42          | 164                                     | 739               |
| 308               | other processed food                    | -                 | 3.60          | 227                                     | 962               |
| 309               | beverages etc.: s.t. (290-308)          | -                 | 36.89         | 964                                     | 4058              |
| 888               | total food                              | -                 | 302.00        | 997                                     | 4164              |
| <b>Tripura</b>    |   |                   |               |   |                   |
| 101               | rice - P.D.S.                           | 2.63              | 22.30         | 642                                     | 653               |
| 102               | rice - other sources                    | 9.68              | 122.51        | 956                                     | 993               |
| 103               | chira                                   | 0.08              | 1.31          | 154                                     | 162               |
| 105               | muri                                    | 0.35              | 7.85          | 815                                     | 834               |
| 108               | wheat/atta - other sources              | 0.25              | 2.67          | 303                                     | 313               |

\* Unless otherwise specified

(Contd.)

NSS Report No. 461: Consumption of Some Important Commodities in India, 1999-2000

**Table 2R: Monthly per capita quantity and value of consumption for food items for each State and UT**

| item code | item  | quantity<br>(kg*) | value<br>(Rs) | Rural                                   |                   |
|-----------|---|-------------------|---------------|---|-------------------|
|           |   |                   |               | no. of households reporting consumption |                   |
|           |   |                   |               | per 1000 households                     | sample households |
| (1)       | (2)   | (3)               | (4)           | (5)                                     | (6)               |
|           | <b>Tripura</b>                              |                   |               |   |                   |
| 110       | maida                                       | 0.01              | 0.16          | 100                                     | 101               |
| 111       | suji, rawa                                  | 0.02              | 0.26          | 157                                     | 151               |
| 129       | cereal: s.t. (101-122)                      | 13.09             | 157.65        | 999                                     | 1030              |
| 143       | moong                                       | 0.03              | 0.86          | 192                                     | 186               |
| 144       | masur                                       | 0.39              | 9.61          | 930                                     | 937               |
| 147       | soyabean                                    | 0.01              | 0.52          | 263                                     | 230               |
| 159       | pulses & pulse products: s.t. (140-153)     | 0.46              | 11.62         | 966                                     | 976               |
| 160       | milk: liquid (litre)                        | 1.32              | 16.75         | 379                                     | 411               |
| 161       | baby food                                   | 0.01              | 0.72          | 36                                      | 36                |
| 162       | milk : condensed/ powder                    | 0.26              | 2.15          | 441                                     | 436               |
| 169       | milk & milk products: s.t.(160-167)         | -                 | 19.92         | 751                                     | 763               |
| 171       | mustard oil                                 | 0.58              | 16.48         | 961                                     | 992               |
| 179       | edible oil: s.t. (170-174)                  | 1.14              | 17.42         | 992                                     | 1023              |
| 180       | eggs (no.)                                  | 1.94              | 4.61          | 699                                     | 710               |
| 181       | fish, prawn                                 | 0.85              | 36.09         | 963                                     | 1000              |
| 182       | goat meat/mutton                            | 0.03              | 2.17          | 82                                      | 134               |
| 183       | beef/ buffalo meat                          | 0.02              | 1.19          | 98                                      | 93                |
| 184       | pork  | 0.03              | 2.01          | 122                                     | 143               |
| 185       | chicken                                     | 0.07              | 4.85          | 237                                     | 235               |
| 186       | others (birds, crab, oyster, tortoise etc.) | 0.02              | 1.40          | 232                                     | 196               |
| 189       | egg, fish & meat: s.t. (180-186)            | -                 | 52.31         | 993                                     | 1025              |
| 190       | potato                                      | 1.03              | 7.06          | 989                                     | 1017              |
| 191       | onion                                       | 0.33              | 3.44          | 957                                     | 985               |
| 192       | radish                                      | 0.50              | 1.02          | 273                                     | 281               |
| 196       | sweet potato                                | 0.13              | 0.51          | 143                                     | 172               |
| 197       | arum  | 0.17              | 0.51          | 170                                     | 234               |
| 198       | pumpkin                                     | 0.68              | 2.23          | 548                                     | 604               |
| 200       | gourd                                       | 0.36              | 1.19          | 337                                     | 385               |
| 201       | bitter gourd                                | 0.06              | 0.57          | 156                                     | 162               |
| 203       | parwal / patal                              | 0.05              | 0.53          | 124                                     | 132               |
| 204       | jhinga / torai                              | 0.25              | 2.13          | 387                                     | 396               |
| 206       | papaya (green)                              | 0.22              | 0.82          | 301                                     | 332               |
| 207       | cauliflower                                 | 0.23              | 1.52          | 240                                     | 229               |
| 208       | cabbage                                     | 0.37              | 1.53          | 338                                     | 337               |
| 210       | brinjal                                     | 0.66              | 4.83          | 934                                     | 963               |
| 211       | lady's finger                               | 0.12              | 0.93          | 201                                     | 200               |
| 212       | palak/other leafy vegetables                | 0.81              | 3.17          | 706                                     | 703               |
| 213       | french beans and barbati                    | 0.31              | 2.52          | 586                                     | 603               |
| 214       | tomato                                      | 0.15              | 0.98          | 242                                     | 245               |
| 216       | chillies (green)                            | 1.30              | 3.52          | 980                                     | 1010              |
| 221       | lemon (no.)                                 | 0.52              | 0.43          | 265                                     | 240               |
| 222       | other vegetables                            | 1.58              | 5.33          | 857                                     | 885               |
| 229       | vegetables: s.t. (190-222)                  | -                 | 45.34         | 1000                                    | 1031              |
| 230       | banana (no.)                                | 5.42              | 2.51          | 660                                     | 703               |

\* Unless otherwise specified

(Contd.)

NSS Report No. 461: Consumption of Some Important Commodities in India, 1999-2000

**Table 2R: Monthly per capita quantity and value of consumption for food items for each State and UT**

| <b>Rural</b>         |   |                   |               |  |                      |
|----------------------|---|-------------------|---------------|--|----------------------|
| item code            | item                                    | quantity<br>(kg*) | value<br>(Rs) | no. of households<br>reporting consumption |                      |
|                      |   |                   |               | per 1000<br>households                     | sample<br>households |
| (1)                  | (2)                                     | (3)               | (4)           | (5)  | (6)                  |
| <b>Tripura</b>       |   |                   |               |  |                      |
| 231                  | jackfruit                               | 0.49              | 0.75          | 115  | 114                  |
| 234                  | coconut (no.)                           | 0.12              | 0.67          | 219  | 223                  |
| 247                  | other fresh fruits                      | -                 | 1.66          | 329  | 265                  |
| 249                  | fruits (fresh) : s.t. (230-247)         | -                 | 7.19          | 726  | 774                  |
| 260                  | sugar - P.D.S.                          | 0.29              | 3.34          | 852  | 866                  |
| 261                  | sugar - other sources                   | 0.13              | 2.45          | 497  | 472                  |
| 262                  | gur                                     | 0.04              | 0.76          | 224  | 226                  |
| 269                  | sugar : s.t. (260-264)                  | 0.46              | 6.56          | 951  | 948                  |
| 279                  | salt                                    | 0.43              | 1.67          | 992  | 1022                 |
| 280                  | turmeric (gm)                           | 39.07             | 2.55          | 988  | 1023                 |
| 281                  | black pepper (gm)                       | 3.17              | 0.27          | 185  | 175                  |
| 282                  | dry chillies (gm)                       | 31.29             | 2.25          | 976  | 1005                 |
| 283                  | garlic (gm)                             | 27.67             | 1.24          | 890  | 905                  |
| 285                  | ginger (gm)                             | 32.41             | 1.00          | 735  | 735                  |
| 286                  | curry powder (gm)                       | 2.55              | 0.30          | 126  | 109                  |
| 288                  | other spices (gm)                       | 25.35             | 1.91          | 762  | 754                  |
| 289                  | spices : s.t. (280-288)                 | -                 | 9.63          | 993  | 1027                 |
| 290                  | tea : cups (no.)                        | 4.84              | 5.31          | 703  | 738                  |
| 291                  | tea : leaf (gm)                         | 31.00             | 3.83          | 843  | 850                  |
| 300                  | biscuits                                | 1.06              | 2.37          | 534  | 574                  |
| 302                  | prepared sweets                         | 0.05              | 0.67          | 75   | 91                   |
| 308                  | other processed food                    | -                 | 2.33          | 330  | 304                  |
| 309                  | beverages etc.: s.t. (290-308)          | -                 | 14.86         | 974  | 1005                 |
| 888                  | total food                              | -                 | 345.00        | 1000                                       | 1031                 |
| <b>Uttar Pradesh</b> |   |                   |               |  |                      |
| 101                  | rice - P.D.S.                           | 0.11              | 0.75          | 81   | 731                  |
| 102                  | rice - other sources                    | 4.17              | 36.55         | 906  | 8577                 |
| 107                  | wheat/atta - P.D.S.                     | 0.18              | 0.99          | 74   | 692                  |
| 108                  | wheat/atta - other sources              | 8.71              | 56.50         | 966  | 9070                 |
| 111                  | suji, rawa                              | 0.03              | 0.30          | 142  | 1573                 |
| 116                  | bajra & products                        | 0.10              | 0.51          | 25   | 219                  |
| 117                  | maize & products                        | 0.12              | 0.59          | 39   | 372                  |
| 129                  | cereal: s.t. (101-122)                  | 13.62             | 98.03         | 995  | 9393                 |
| 140                  | arhar (tur)                             | 0.34              | 9.58          | 667  | 6439                 |
| 141                  | gram (split)                            | 0.05              | 0.94          | 190  | 1899                 |
| 143                  | moong                                   | 0.03              | 0.79          | 151  | 1492                 |
| 144                  | masur                                   | 0.17              | 3.18          | 441  | 4128                 |
| 145                  | urd                                     | 0.18              | 3.49          | 473  | 4541                 |
| 146                  | peas                                    | 0.20              | 2.54          | 323  | 3080                 |
| 152                  | besan                                   | 0.06              | 1.13          | 308  | 3131                 |
| 159                  | pulses & pulse products: s.t. (140-153) | 1.07              | 22.50         | 972  | 9206                 |
| 160                  | milk: liquid (litre)                    | 4.52              | 43.48         | 732  | 7120                 |
| 164                  | ghee                                    | 0.02              | 2.46          | 92   | 1016                 |
| 169                  | milk & milk products: s.t.(160-167)     | -                 | 46.66         | 751  | 7305                 |

\* Unless otherwise specified

(Contd.)

NSS Report No. 461: Consumption of Some Important Commodities in India, 1999-2000



**Table 2R: Monthly per capita quantity and value of consumption for food items for each State and UT**

| <b>Rural</b>         |                                  |                   |               |   |                      |
|----------------------|----------------------------------|-------------------|---------------|---|----------------------|
| item code            | item                             | quantity<br>(kg*) | value<br>(Rs) | no.of households<br>reporting consumption |                      |
|                      |                                  |                   |               | per 1000<br>households                    | sample<br>households |
| (1)                  | (2)                              | (3)               | (4)           | (5)                                       | (6)                  |
| <b>Uttar Pradesh</b> |                                  |                   |               |   |                      |
| 170                  | vanaspati, margarine             | 0.07              | 2.68          | 323                                       | 3357                 |
| 171                  | mustard oil                      | 0.41              | 14.55         | 955                                       | 9034                 |
| 179                  | edible oil: s.t. (170-174)       | 0.50              | 17.62         | 992                                       | 9363                 |
| 180                  | eggs (no.)                       | 0.47              | 0.87          | 134                                       | 1334                 |
| 181                  | fish, prawn                      | 0.06              | 1.86          | 165                                       | 1456                 |
| 182                  | goat meat/mutton                 | 0.09              | 3.66          | 173                                       | 1742                 |
| 183                  | beef/ buffalo meat               | 0.06              | 1.02          | 60  | 619                  |
| 189                  | egg, fish & meat: s.t. (180-186) | -                 | 7.89          | 368                                       | 3510                 |
| 190                  | potato                           | 2.87              | 9.02          | 989                                       | 9338                 |
| 191                  | onion                            | 0.49              | 3.23          | 888                                       | 8437                 |
| 192                  | radish                           | 0.22              | 0.64          | 310                                       | 3071                 |
| 197                  | arum                             | 0.07              | 0.40          | 130                                       | 1190                 |
| 198                  | pumpkin                          | 0.18              | 0.65          | 292                                       | 2774                 |
| 200                  | gourd                            | 0.27              | 0.98          | 362                                       | 3540                 |
| 203                  | parwal / patal                   | 0.06              | 0.59          | 165                                       | 1652                 |
| 204                  | jhinga / torai                   | 0.19              | 0.88          | 267                                       | 2560                 |
| 207                  | cauliflower                      | 0.30              | 1.22          | 339                                       | 3217                 |
| 208                  | cabbage                          | 0.12              | 0.47          | 207                                       | 1950                 |
| 210                  | brinjal                          | 0.29              | 1.44          | 583                                       | 5574                 |
| 211                  | lady's finger                    | 0.12              | 0.76          | 260                                       | 2554                 |
| 212                  | palak/other leafy vegetables     | 0.33              | 1.05          | 408                                       | 3937                 |
| 214                  | tomato                           | 0.32              | 2.15          | 603                                       | 5839                 |
| 215                  | peas                             | 0.11              | 0.66          | 173                                       | 1635                 |
| 216                  | chillies (green)                 | 0.30              | 1.47          | 833                                       | 7922                 |
| 221                  | lemon (no.)                      | 0.42              | 0.33          | 177                                       | 1849                 |
| 222                  | other vegetables                 | 0.15              | 0.74          | 204                                       | 1981                 |
| 229                  | vegetables: s.t. (190-222)       | -                 | 27.70         | 995                                       | 9391                 |
| 230                  | banana (no.)                     | 2.00              | 1.55          | 326                                       | 3313                 |
| 235                  | guava                            | 0.18              | 0.60          | 194                                       | 1887                 |
| 240                  | mango                            | 0.18              | 1.53          | 119                                       | 1169                 |
| 249                  | fruits (fresh) : s.t. (230-247)  | -                 | 5.50          | 634                                       | 6248                 |
| 251                  | groundnut                        | 0.06              | 0.45          | 111                                       | 1005                 |
| 259                  | fruits (dry) : s.t. (250-257)    | 0.10              | 1.29          | 186                                       | 1828                 |
| 260                  | sugar - P.D.S.                   | 0.16              | 2.00          | 441                                       | 4236                 |
| 261                  | sugar - other sources            | 0.49              | 7.92          | 770                                       | 7396                 |
| 262                  | gur                              | 0.30              | 3.05          | 508                                       | 4828                 |
| 269                  | sugar : s.t. (260-264)           | 0.95              | 13.04         | 978                                       | 9265                 |
| 279                  | salt                             | 0.43              | 0.86          | 990                                       | 9340                 |
| 280                  | turmeric (gm)                    | 42.90             | 1.92          | 910                                       | 8652                 |
| 281                  | black pepper (gm)                | 3.94              | 0.76          | 288                                       | 2902                 |
| 282                  | dry chillies (gm)                | 50.04             | 2.85          | 853                                       | 8108                 |
| 283                  | garlic (gm)                      | 42.92             | 1.28          | 735                                       | 7013                 |
| 285                  | ginger (gm)                      | 11.37             | 0.39          | 261                                       | 2667                 |
| 288                  | other spices (gm)                | 63.22             | 4.56          | 958                                       | 9072                 |

\* Unless otherwise specified

(Contd.)

**Table 2R: Monthly per capita quantity and value of consumption for food items for each State and UT**

| item code            | item                                    | quantity<br>(kg*) | value<br>(Rs) | Rural                                     |                      |
|----------------------|---|-------------------|---------------|---|----------------------|
|                      |   |                   |               | no.of households<br>reporting consumption |                      |
|                      |   |                   |               | per 1000<br>households                    | sample<br>households |
| (1)                  | (2)                                     | (3)               | (4)           | (5)                                       | (6)                  |
| <b>Uttar Pradesh</b> |   |                   |               |   |                      |
| 289                  | spices : s.t. (280-288)                 | -                 | 12.04         | 992                                       | 9376                 |
| 290                  | tea : cups (no.)                        | 2.09              | 2.11          | 295                                       | 2842                 |
| 291                  | tea : leaf (gm)                         | 31.56             | 4.19          | 684                                       | 6760                 |
| 300                  | biscuits                                | 1.28              | 2.30          | 527                                       | 5241                 |
| 301                  | salted refreshments                     | 0.74              | 1.40          | 302                                       | 3054                 |
| 302                  | prepared sweets                         | 0.09              | 1.64          | 195                                       | 2011                 |
| 303                  | cooked meals (no.)                      | 0.20              | 1.68          | 30  | 298                  |
| 308                  | other processed food                    | -                 | 0.56          | 76  | 756                  |
| 309                  | beverages etc.: s.t. (290-308)          | -                 | 14.75         | 881                                       | 8461                 |
| 888                  | total food                              | -                 | 268.00        | 1000                                      | 9432                 |
| <b>West Bengal</b>   |   |                   |               |   |                      |
| 101                  | rice - P.D.S.                           | 0.23              | 1.35          | 168                                       | 729                  |
| 102                  | rice - other sources                    | 11.39             | 117.98        | 990                                       | 4507                 |
| 105                  | muri                                    | 0.84              | 13.33         | 675                                       | 3091                 |
| 107                  | wheat/atta - P.D.S.                     | 0.15              | 0.82          | 139                                       | 620                  |
| 108                  | wheat/atta - other sources              | 0.89              | 8.12          | 441                                       | 1994                 |
| 129                  | cereal: s.t. (101-122)                  | 13.59             | 142.76        | 998                                       | 4538                 |
| 143                  | moong                                   | 0.05              | 1.62          | 289                                       | 1590                 |
| 144                  | masur                                   | 0.28              | 7.65          | 859                                       | 4074                 |
| 148                  | khesari                                 | 0.06              | 0.95          | 174                                       | 566                  |
| 159                  | pulses & pulse products: s.t. (140-153) | 0.46              | 11.68         | 979                                       | 4466                 |
| 160                  | milk: liquid (litre)                    | 1.31              | 13.13         | 423                                       | 2165                 |
| 162                  | milk : condensed/ powder                | 0.02              | 0.65          | 90  | 428                  |
| 169                  | milk & milk products: s.t.(160-167)     | -                 | 14.65         | 508                                       | 2533                 |
| 171                  | mustard oil                             | 0.41              | 17.83         | 969                                       | 4397                 |
| 179                  | edible oil: s.t. (170-174)              | 0.43              | 18.48         | 991                                       | 4511                 |
| 180                  | eggs (no.)                              | 2.96              | 5.00          | 677                                       | 3076                 |
| 181                  | fish, prawn                             | 0.59              | 21.48         | 938                                       | 4267                 |
| 182                  | goat meat/mutton                        | 0.03              | 2.82          | 120                                       | 631                  |
| 183                  | beef/ buffalo meat                      | 0.07              | 2.60          | 176                                       | 645                  |
| 185                  | chicken                                 | 0.06              | 3.27          | 222                                       | 1142                 |
| 189                  | egg, fish & meat: s.t. (180-186)        | -                 | 35.46         | 970                                       | 4414                 |
| 190                  | potato                                  | 3.05              | 12.58         | 994                                       | 4518                 |
| 191                  | onion                                   | 0.42              | 3.47          | 936                                       | 4259                 |
| 192                  | radish                                  | 0.10              | 0.33          | 143                                       | 676                  |
| 197                  | arum                                    | 0.12              | 0.58          | 186                                       | 789                  |
| 198                  | pumpkin                                 | 0.33              | 1.47          | 546                                       | 2537                 |
| 200                  | gourd                                   | 0.19              | 0.78          | 311                                       | 1488                 |
| 201                  | bitter gourd                            | 0.08              | 0.77          | 300                                       | 1521                 |
| 202                  | cucumber                                | 0.06              | 0.35          | 153                                       | 817                  |
| 203                  | parwal / patal                          | 0.24              | 1.84          | 410                                       | 1941                 |
| 204                  | jhinga / torai                          | 0.21              | 1.35          | 377                                       | 1758                 |
| 206                  | papaya (green)                          | 0.21              | 0.85          | 340                                       | 1625                 |
| 207                  | cauliflower                             | 0.30              | 1.29          | 270                                       | 1292                 |

\* Unless otherwise specified

(Contd.)

**Table 2R: Monthly per capita quantity and value of consumption for food items for each State and UT**

| item code                  | item  | quantity<br>(kg*) | value<br>(Rs) | Rural                                   |                   |
|----------------------------|---|-------------------|---------------|---|-------------------|
|                            |   |                   |               | no. of households reporting consumption |                   |
|                            |   |                   |               | per 1000 households                     | sample households |
| (1)                        | (2)   | (3)               | (4)           | (5)                                     | (6)               |
| <b>West Bengal</b>         |   |                   |               |   |                   |
| 208                        | cabbage   | 0.40              | 1.38          | 348                                     | 1629              |
| 210                        | brinjal   | 0.40              | 2.68          | 684                                     | 3188              |
| 211                        | lady's finger                                     | 0.17              | 1.13          | 370                                     | 1726              |
| 212                        | palak/other leafy vegetables                      | 0.86              | 2.79          | 832                                     | 3754              |
| 213                        | french beans and barbati                          | 0.03              | 0.27          | 112                                     | 591               |
| 214                        | tomato  | 0.11              | 0.66          | 262                                     | 1310              |
| 216                        | chillies (green)                                  | 0.28              | 2.35          | 913                                     | 4163              |
| 221                        | lemon (no.)                                       | 0.48              | 0.35          | 219                                     | 1132              |
| 222                        | other vegetables                                  | 0.35              | 1.87          | 388                                     | 1850              |
| 229                        | vegetables: s.t. (190-222)                        | -                 | 39.71         | 995                                     | 4526              |
| 230                        | banana (no.)                                      | 1.54              | 1.19          | 271                                     | 1477              |
| 240                        | mango   | 0.07              | 1.05          | 103                                     | 512               |
| 249                        | fruits (fresh) : s.t. (230-247)                   | -                 | 4.22          | 433                                     | 2211              |
| 260                        | sugar - P.D.S.                                    | 0.22              | 2.52          | 724                                     | 3231              |
| 261                        | sugar - other sources                             | 0.21              | 3.67          | 682                                     | 3081              |
| 262                        | gur   | 0.04              | 0.53          | 139                                     | 716               |
| 269                        | sugar : s.t. (260-264)                            | 0.47              | 6.73          | 971                                     | 4422              |
| 279                        | salt  | 0.39              | 1.32          | 994                                     | 4521              |
| 280                        | turmeric (gm)                                     | 42.50             | 2.27          | 987                                     | 4486              |
| 281                        | black pepper (gm)                                 | 1.58              | 0.27          | 100                                     | 356               |
| 282                        | dry chillies (gm)                                 | 24.77             | 1.58          | 839                                     | 3849              |
| 283                        | garlic (gm)                                       | 25.34             | 1.02          | 770                                     | 3481              |
| 285                        | ginger (gm)                                       | 43.84             | 1.81          | 905                                     | 4093              |
| 287                        | oilseeds (gm)                                     | 12.62             | 0.37          | 379                                     | 1827              |
| 288                        | other spices (gm)                                 | 38.35             | 2.70          | 877                                     | 3953              |
| 289                        | spices : s.t. (280-288)                           | -                 | 10.19         | 995                                     | 4525              |
| 290                        | tea : cups (no.)                                  | 3.61              | 3.08          | 394                                     | 1748              |
| 291                        | tea : leaf (gm)                                   | 27.79             | 3.10          | 601                                     | 2885              |
| 300                        | biscuits  | 2.90              | 2.70          | 566                                     | 2668              |
| 301                        | salted refreshments                               | 0.11              | 0.81          | 257                                     | 1243              |
| 302                        | prepared sweets                                   | 0.08              | 0.92          | 170                                     | 924               |
| 303                        | cooked meals (no.)                                | 0.28              | 2.15          | 31                                      | 139               |
| 308                        | other processed food                              | -                 | 1.03          | 125                                     | 719               |
| 309                        | beverages etc.: s.t. (290-308)                    | -                 | 14.11         | 860                                     | 3900              |
| 888                        | total food  | -                 | 300.00        | 1000                                    | 4550              |
| <b>A. &amp; N. Islands</b> |   |                   |               |   |                   |
| 101                        | rice - P.D.S.                                     | 4.23              | 43.94         | 675                                     | 211               |
| 102                        | rice - other sources                              | 5.51              | 67.07         | 802                                     | 213               |
| 105                        | muri  | 0.05              | 1.00          | 153                                     | 27                |
| 107                        | wheat/atta - P.D.S.                               | 0.08              | 0.77          | 41                                      | 16                |
| 108                        | wheat/atta - other sources                        | 1.02              | 10.24         | 578                                     | 173               |
| 111                        | suji, rawa  | 0.04              | 0.66          | 130                                     | 39                |
| 129                        | cereal: s.t. (101-122)                            | 11.00             | 125.00        | 963                                     | 265               |
| 139                        | cereal substitutes (tapioca, jackfruit seed etc.) | 0.16              | 0.90          | 134                                     | 68                |

\* Unless otherwise specified

(Contd.)

**Table 2R: Monthly per capita quantity and value of consumption for food items for each State and UT**

| item code                  | item  | quantity<br>(kg*) | value<br>(Rs) | Rural                                   |                   |
|----------------------------|---|-------------------|---------------|---|-------------------|
|                            |   |                   |               | no. of households reporting consumption |                   |
|                            |   |                   |               | per 1000 households                     | sample households |
| (1)                        | (2)   | (3)               | (4)           | (5)                                     | (6)               |
| <b>A. &amp; N. Islands</b> |   |                   |               |   |                   |
| 140                        | arhar (tur)                                 | 0.30              | 10.48         | 592                                     | 183               |
| 143                        | moong                                       | 0.34              | 8.15          | 519                                     | 110               |
| 144                        | masur                                       | 0.28              | 8.50          | 618                                     | 184               |
| 145                        | urd   | 0.06              | 1.97          | 180                                     | 40                |
| 146                        | peas  | 0.03              | 0.76          | 136                                     | 49                |
| 152                        | besan                                       | 0.02              | 0.59          | 139                                     | 29                |
| 159                        | pulses & pulse products: s.t. (140-153)     | 1.04              | 31.11         | 955                                     | 257               |
| 160                        | milk: liquid (litre)                        | 1.10              | 13.84         | 208                                     | 52                |
| 161                        | baby food                                   | -                 | 0.74          | 24                                      | 8                 |
| 162                        | milk : condensed/ powder                    | 0.17              | 23.24         | 641                                     | 182               |
| 163                        | curd  | 0.01              | 0.72          | 18                                      | 3                 |
| 169                        | milk & milk products: s.t.(160-167)         | -                 | 38.60         | 751                                     | 212               |
| 170                        | vanaspati, margarine                        | 0.01              | 0.74          | 43                                      | 12                |
| 171                        | mustard oil                                 | 0.46              | 26.14         | 695                                     | 151               |
| 172                        | groundnut oil                               | 0.04              | 2.36          | 89                                      | 24                |
| 173                        | coconut oil                                 | 0.09              | 3.52          | 87                                      | 80                |
| 174                        | edible oil (others)                         | 0.10              | 5.64          | 198                                     | 48                |
| 179                        | edible oil: s.t. (170-174)                  | 0.71              | 38.40         | 955                                     | 264               |
| 180                        | eggs (no.)                                  | 4.00              | 10.44         | 776                                     | 214               |
| 181                        | fish, prawn                                 | 1.24              | 31.56         | 920                                     | 252               |
| 182                        | goat meat/mutton                            | 0.04              | 1.55          | 81                                      | 17                |
| 183                        | beef/ buffalo meat                          | 0.02              | 1.21          | 52                                      | 9                 |
| 184                        | pork  | 0.04              | 2.48          | 61                                      | 44                |
| 185                        | chicken                                     | 0.24              | 19.65         | 571                                     | 148               |
| 186                        | others (birds, crab, oyster, tortoise etc.) | 0.09              | 3.11          | 177                                     | 39                |
| 189                        | egg, fish & meat: s.t. (180-186)            | -                 | 70.00         | 962                                     | 264               |
| 190                        | potato                                      | 0.75              | 9.24          | 954                                     | 262               |
| 191                        | onion                                       | 0.70              | 9.57          | 930                                     | 259               |
| 192                        | radish                                      | 0.04              | 0.53          | 126                                     | 26                |
| 198                        | pumpkin                                     | 0.22              | 2.61          | 517                                     | 132               |
| 200                        | gourd                                       | 0.17              | 2.07          | 410                                     | 90                |
| 201                        | bitter gourd                                | 0.13              | 2.45          | 377                                     | 94                |
| 202                        | cucumber                                    | 0.13              | 1.86          | 276                                     | 53                |
| 203                        | parwal / patal                              | 0.04              | 0.77          | 148                                     | 37                |
| 204                        | jhinga / torai                              | 0.13              | 2.19          | 395                                     | 79                |
| 205                        | snake gourd                                 | 0.09              | 1.42          | 265                                     | 68                |
| 206                        | papaya (green)                              | 0.12              | 0.85          | 227                                     | 90                |
| 208                        | cabbage                                     | 0.12              | 1.99          | 302                                     | 83                |
| 210                        | brinjal                                     | 0.29              | 4.71          | 700                                     | 182               |
| 211                        | lady's finger                               | 0.22              | 3.85          | 644                                     | 152               |
| 212                        | palak/other leafy vegetables                | 0.37              | 3.66          | 667                                     | 202               |
| 213                        | french beans and barbati                    | 0.10              | 1.59          | 341                                     | 81                |
| 214                        | tomato                                      | 0.18              | 3.16          | 505                                     | 130               |
| 216                        | chillies (green)                            | 0.09              | 4.42          | 918                                     | 243               |

\* Unless otherwise specified

(Contd.)

NSS Report No. 461: Consumption of Some Important Commodities in India, 1999-2000

**Table 2R: Monthly per capita quantity and value of consumption for food items for each State and UT**

| item code                  | item                                 | quantity<br>(kg*) | value<br>(Rs) | Rural                                   |                   |
|----------------------------|--------------------------------------|-------------------|---------------|---|-------------------|
|                            |                                      |                   |               | no. of households reporting consumption |                   |
|                            |                                      |                   |               | per 1000 households                     | sample households |
| (1)                        | (2)                                  | (3)               | (4)           | (5)                                     | (6)               |
| <b>A. &amp; N. Islands</b> |                                      |                   |               |   |                   |
| 218                        | plantain (green)                     | 0.23              | 1.95          | 387                                     | 139               |
| 221                        | lemon (no.)                          | 1.01              | 0.71          | 335                                     | 68                |
| 222                        | other vegetables                     | 0.13              | 1.29          | 210                                     | 98                |
| 229                        | vegetables: s.t. (190-222)           | -                 | 61.71         | 957                                     | 264               |
| 230                        | banana (no.)                         | 15.48             | 7.69          | 779                                     | 226               |
| 234                        | coconut (no.)                        | 0.81              | 4.16          | 560                                     | 181               |
| 235                        | guava                                | 0.22              | 0.57          | 112                                     | 21                |
| 238                        | papaya                               | 0.09              | 0.75          | 156                                     | 74                |
| 240                        | mango                                | 0.07              | 0.78          | 143                                     | 35                |
| 249                        | fruits (fresh) : s.t. (230-247)      | -                 | 15.58         | 911                                     | 253               |
| 260                        | sugar - P.D.S.                       | 0.60              | 7.40          | 869                                     | 247               |
| 261                        | sugar - other sources                | 0.25              | 4.97          | 609                                     | 183               |
| 269                        | sugar : s.t. (260-264)               | 0.85              | 12.47         | 946                                     | 262               |
| 279                        | salt                                 | 0.29              | 2.54          | 960                                     | 264               |
| 280                        | turmeric (gm)                        | 40.67             | 3.03          | 963                                     | 265               |
| 281                        | black pepper (gm)                    | 7.73              | 1.96          | 348                                     | 95                |
| 282                        | dry chillies (gm)                    | 34.53             | 2.49          | 943                                     | 255               |
| 283                        | garlic (gm)                          | 44.66             | 2.66          | 935                                     | 255               |
| 284                        | tamarind (gm)                        | 21.13             | 1.34          | 472                                     | 127               |
| 285                        | ginger (gm)                          | 38.75             | 2.58          | 832                                     | 212               |
| 286                        | curry powder (gm)                    | 18.71             | 2.29          | 564                                     | 143               |
| 287                        | oilseeds (gm)                        | 14.54             | 0.76          | 754                                     | 180               |
| 288                        | other spices (gm)                    | 32.75             | 4.18          | 843                                     | 232               |
| 289                        | spices : s.t. (280-288)              | -                 | 21.28         | 963                                     | 265               |
| 290                        | tea : cups (no.)                     | 7.24              | 15.98         | 680                                     | 194               |
| 291                        | tea : leaf (gm)                      | 63.23             | 9.87          | 899                                     | 251               |
| 295                        | cold beverages: bottled/canned (no.) | 0.64              | 1.26          | 76                                      | 27                |
| 297                        | coconut: green (no.)                 | 1.17              | 4.02          | 288                                     | 122               |
| 300                        | biscuits                             | 0.66              | 3.55          | 493                                     | 146               |
| 301                        | salted refreshments                  | 0.77              | 2.65          | 395                                     | 106               |
| 302                        | prepared sweets                      | 0.45              | 2.51          | 259                                     | 60                |
| 303                        | cooked meals (no.)                   | 0.98              | 12.79         | 110                                     | 24                |
| 308                        | other processed food                 | -                 | 8.69          | 363                                     | 113               |
| 309                        | beverages etc.: s.t. (290-308)       | -                 | 62.52         | 998                                     | 272               |
| 888                        | total food                           | -                 | 480.00        | 1000                                    | 273               |
| <b>Chandigarh</b>          |                                      |                   |               |   |                   |
| 102                        | rice - other sources                 | 2.49              | 29.38         | 838                                     | 171               |
| 108                        | wheat/atta - other sources           | 6.70              | 53.26         | 974                                     | 172               |
| 113                        | bread (bakery)                       | 0.07              | 1.25          | 145                                     | 40                |
| 129                        | cereal: s.t. (101-122)               | 9.37              | 84.90         | 987                                     | 175               |
| 140                        | arhar (tur)                          | 0.22              | 6.69          | 339                                     | 63                |
| 141                        | gram (split)                         | 0.21              | 4.20          | 738                                     | 132               |
| 142                        | gram (whole)                         | 0.10              | 2.31          | 405                                     | 80                |
| 143                        | moong                                | 0.21              | 6.00          | 740                                     | 133               |

\* Unless otherwise specified

(Contd.)

NSS Report No. 461: Consumption of Some Important Commodities in India, 1999-2000

**Table 2R: Monthly per capita quantity and value of consumption for food items for each State and UT**

| item code | item                                    | quantity<br>(kg*) | value<br>(Rs) | Rural                                   |                   |
|-----------|---|-------------------|---------------|---|-------------------|
|           |   |                   |               | no. of households reporting consumption |                   |
|           |   |                   |               | per 1000 households                     | sample households |
| (1)       | (2)                                     | (3)               | (4)           | (5)                                     | (6)               |
|           | <b>Chandigarh</b>                       |                   |               |   |                   |
| 144       | masur                                   | 0.21              | 5.88          | 797                                     | 142               |
| 145       | urd                                     | 0.09              | 2.57          | 369                                     | 82                |
| 150       | other pulses                            | 0.07              | 2.23          | 226                                     | 61                |
| 152       | besan                                   | 0.07              | 1.50          | 344                                     | 83                |
| 159       | pulses & pulse products: s.t. (140-153) | 1.21              | 31.78         | 987                                     | 175               |
| 160       | milk: liquid (litre)                    | 9.92              | 131.52        | 902                                     | 160               |
| 163       | curd                                    | 0.07              | 1.32          | 100                                     | 20                |
| 164       | ghee                                    | 0.08              | 11.20         | 250                                     | 37                |
| 169       | milk & milk products: s.t.(160-167)     | -                 | 144.96        | 902                                     | 160               |
| 170       | vanaspati, margarine                    | 0.22              | 8.66          | 349                                     | 75                |
| 171       | mustard oil                             | 0.33              | 13.87         | 728                                     | 118               |
| 172       | groundnut oil                           | 0.04              | 1.45          | 45                                      | 12                |
| 174       | edible oil (others)                     | 0.11              | 4.12          | 261                                     | 32                |
| 179       | edible oil: s.t. (170-174)              | 0.69              | 28.11         | 988                                     | 176               |
| 180       | eggs (no.)                              | 1.52              | 2.37          | 269                                     | 56                |
| 181       | fish, prawn                             | 0.04              | 1.69          | 82                                      | 10                |
| 182       | goat meat/mutton                        | 0.05              | 4.35          | 103                                     | 23                |
| 185       | chicken                                 | 0.07              | 4.97          | 129                                     | 28                |
| 189       | egg, fish & meat: s.t. (180-186)        | -                 | 13.52         | 364                                     | 73                |
| 190       | potato                                  | 1.89              | 7.77          | 987                                     | 175               |
| 191       | onion                                   | 1.09              | 7.72          | 961                                     | 168               |
| 192       | radish                                  | 0.23              | 0.91          | 326                                     | 61                |
| 193       | carrot                                  | 0.27              | 1.41          | 252                                     | 44                |
| 198       | pumpkin                                 | 0.14              | 0.96          | 366                                     | 44                |
| 200       | gourd                                   | 0.49              | 3.41          | 638                                     | 115               |
| 201       | bitter gourd                            | 0.04              | 0.42          | 100                                     | 36                |
| 202       | cucumber                                | 0.09              | 0.57          | 116                                     | 34                |
| 207       | cauliflower                             | 0.70              | 4.18          | 569                                     | 101               |
| 208       | cabbage                                 | 0.27              | 1.78          | 377                                     | 79                |
| 210       | brinjal                                 | 0.38              | 2.53          | 688                                     | 122               |
| 211       | lady's finger                           | 0.14              | 1.82          | 352                                     | 65                |
| 212       | palak/other leafy vegetables            | 0.37              | 1.79          | 417                                     | 83                |
| 214       | tomato                                  | 0.72              | 7.67          | 970                                     | 170               |
| 215       | peas                                    | 0.29              | 3.10          | 320                                     | 72                |
| 216       | chillies (green)                        | 1.49              | 1.29          | 672                                     | 108               |
| 221       | lemon (no.)                             | 1.47              | 1.03          | 296                                     | 64                |
| 222       | other vegetables                        | 0.07              | 0.41          | 110                                     | 15                |
| 229       | vegetables: s.t. (190-222)              | -                 | 50.04         | 987                                     | 175               |
| 230       | banana (no.)                            | 6.00              | 6.73          | 615                                     | 126               |
| 235       | guava                                   | 0.08              | 0.55          | 130                                     | 25                |
| 237       | orange,mausami (no.)                    | 0.33              | 0.93          | 70                                      | 18                |
| 240       | mango                                   | 0.66              | 9.13          | 210                                     | 28                |
| 241       | kharbooza                               | 0.14              | 0.97          | 151                                     | 9                 |
| 245       | apple                                   | 0.16              | 3.60          | 306                                     | 67                |

\* Unless otherwise specified

(Contd.)

NSS Report No. 461: Consumption of Some Important Commodities in India, 1999-2000

**Table 2R: Monthly per capita quantity and value of consumption for food items for each State and UT**

| item code                       | item                                    | quantity<br>(kg*) | value<br>(Rs) | Rural                                   |                   |
|---------------------------------|---|-------------------|---------------|---|-------------------|
|                                 |   |                   |               | no. of households reporting consumption |                   |
|                                 |   |                   |               | per 1000 households                     | sample households |
| (1)                             | (2)                                     | (3)               | (4)           | (5)                                     | (6)               |
| <b>Chandigarh</b>               |   |                   |               |   |                   |
| 246                             | grapes                                  | 0.02              | 0.63          | 84                                      | 29                |
| 247                             | other fresh fruits                      | -                 | 0.62          | 53                                      | 11                |
| 249                             | fruits (fresh) : s.t. (230-247)         | -                 | 23.83         | 824                                     | 148               |
| 260                             | sugar - P.D.S.                          | 0.21              | 2.60          | 270                                     | 62                |
| 261                             | sugar - other sources                   | 1.45              | 23.75         | 925                                     | 165               |
| 269                             | sugar : s.t. (260-264)                  | 1.69              | 26.74         | 953                                     | 168               |
| 279                             | salt                                    | 0.23              | 3.11          | 820                                     | 170               |
| 280                             | turmeric (gm)                           | 53.05             | 3.50          | 972                                     | 173               |
| 282                             | dry chillies (gm)                       | 47.73             | 3.88          | 923                                     | 159               |
| 283                             | garlic (gm)                             | 55.69             | 1.47          | 696                                     | 123               |
| 285                             | ginger (gm)                             | 56.96             | 1.90          | 626                                     | 122               |
| 288                             | other spices (gm)                       | 42.31             | 5.29          | 909                                     | 165               |
| 289                             | spices : s.t. (280-288)                 | -                 | 16.24         | 982                                     | 175               |
| 290                             | tea : cups (no.)                        | 6.49              | 12.97         | 506                                     | 107               |
| 291                             | tea : leaf (gm)                         | 82.59             | 13.73         | 848                                     | 151               |
| 296                             | fruit juice and shake (glass)           | 0.13              | 0.92          | 106                                     | 24                |
| 300                             | biscuits                                | 1.75              | 3.29          | 379                                     | 91                |
| 301                             | salted refreshments                     | 1.25              | 5.06          | 600                                     | 105               |
| 302                             | prepared sweets                         | 0.08              | 4.52          | 321                                     | 61                |
| 303                             | cooked meals (no.)                      | 0.67              | 6.99          | 45                                      | 11                |
| 305                             | pickles (gm)                            | 10.08             | 0.50          | 95                                      | 26                |
| 308                             | other processed food                    | -                 | 1.07          | 95                                      | 14                |
| 309                             | beverages etc.: s.t. (290-308)          | -                 | 49.44         | 993                                     | 178               |
| 888                             | total food                              | -                 | 473.00        | 1000                                    | 180               |
| <b>Dadra &amp; Nagar Haveli</b> |   |                   |               |   |                   |
| 101                             | rice - P.D.S.                           | 1.08              | 7.73          | 385                                     | 76                |
| 102                             | rice - other sources                    | 4.65              | 48.30         | 756                                     | 149               |
| 103                             | chira                                   | 0.34              | 3.05          | 65                                      | 13                |
| 106                             | other rice products                     | 1.06              | 8.14          | 217                                     | 42                |
| 107                             | wheat/atta - P.D.S.                     | 0.45              | 2.45          | 157                                     | 34                |
| 108                             | wheat/atta - other sources              | 0.99              | 9.33          | 274                                     | 58                |
| 115                             | jowar & products                        | 1.14              | 11.02         | 229                                     | 39                |
| 118                             | barley & products                       | 0.47              | 3.29          | 53                                      | 12                |
| 121                             | ragi & products                         | 1.36              | 9.69          | 161                                     | 29                |
| 122                             | other cereals                           | 0.08              | 0.64          | 52                                      | 12                |
| 129                             | cereal: s.t. (101-122)                  | 11.69             | 104.48        | 910                                     | 180               |
| 140                             | arhar (tur)                             | 0.49              | 13.72         | 862                                     | 171               |
| 142                             | gram (whole)                            | 0.02              | 0.38          | 103                                     | 18                |
| 143                             | moong                                   | 0.17              | 4.34          | 524                                     | 98                |
| 144                             | masur                                   | 0.05              | 1.45          | 168                                     | 36                |
| 145                             | urd                                     | 0.31              | 6.75          | 579                                     | 115               |
| 150                             | other pulses                            | 0.15              | 3.48          | 480                                     | 90                |
| 152                             | besan                                   | 0.02              | 0.53          | 215                                     | 42                |
| 159                             | pulses & pulse products: s.t. (140-153) | 1.24              | 31.10         | 910                                     | 180               |

\* Unless otherwise specified

(Contd.)

NSS Report No. 461: Consumption of Some Important Commodities in India, 1999-2000

**Table 2R: Monthly per capita quantity and value of consumption for food items for each State and UT**

| <b>Rural</b>                    |                                     |                   |               |  |                      |
|---------------------------------|-------------------------------------|-------------------|---------------|--|----------------------|
| item code                       | item                                | quantity<br>(kg*) | value<br>(Rs) | no. of households<br>reporting consumption |                      |
|                                 |                                     |                   |               | per 1000<br>households                     | sample<br>households |
| (1)                             | (2)                                 | (3)               | (4)           | (5)  | (6)                  |
| <b>Dadra &amp; Nagar Haveli</b> |                                     |                   |               |  |                      |
| 160                             | milk: liquid (litre)                | 1.43              | 19.19         | 387  | 79                   |
| 164                             | ghee                                | 0.01              | 1.86          | 96   | 22                   |
| 169                             | milk & milk products: s.t.(160-167) | -                 | 21.53         | 394  | 82                   |
| 170                             | vanaspati, margarine                | 0.02              | 0.61          | 53   | 12                   |
| 171                             | mustard oil                         | 0.03              | 1.04          | 90   | 20                   |
| 172                             | groundnut oil                       | 0.37              | 16.65         | 505  | 104                  |
| 174                             | edible oil (others)                 | 0.17              | 5.02          | 363  | 71                   |
| 179                             | edible oil: s.t. (170-174)          | 0.58              | 23.32         | 899  | 177                  |
| 180                             | eggs (no.)                          | 1.45              | 2.27          | 376  | 82                   |
| 181                             | fish, prawn                         | 0.08              | 3.08          | 229  | 45                   |
| 182                             | goat meat/mutton                    | 0.03              | 2.86          | 138  | 33                   |
| 185                             | chicken                             | 0.17              | 11.97         | 556  | 113                  |
| 189                             | egg, fish & meat: s.t. (180-186)    | -                 | 20.31         | 656  | 138                  |
| 190                             | potato                              | 0.76              | 4.59          | 887  | 176                  |
| 191                             | onion                               | 0.78              | 5.01          | 896  | 177                  |
| 200                             | gourd                               | 0.07              | 0.64          | 267  | 46                   |
| 202                             | cucumber                            | 0.06              | 0.54          | 219  | 41                   |
| 207                             | cauliflower                         | 0.12              | 1.19          | 277  | 62                   |
| 208                             | cabbage                             | 0.19              | 1.88          | 518  | 107                  |
| 210                             | brinjal                             | 0.58              | 4.41          | 882  | 175                  |
| 211                             | lady's finger                       | 0.15              | 2.00          | 375  | 70                   |
| 212                             | palak/other leafy vegetables        | 0.20              | 1.55          | 365  | 65                   |
| 213                             | french beans and barbati            | 0.24              | 1.46          | 284  | 61                   |
| 214                             | tomato                              | 0.56              | 6.11          | 783  | 159                  |
| 215                             | peas                                | 0.07              | 0.84          | 182  | 38                   |
| 216                             | chillies (green)                    | 0.09              | 1.73          | 616  | 117                  |
| 221                             | lemon (no.)                         | 1.51              | 2.07          | 405  | 77                   |
| 222                             | other vegetables                    | 0.19              | 2.34          | 426  | 74                   |
| 229                             | vegetables: s.t. (190-222)          | -                 | 37.34         | 910  | 180                  |
| 230                             | banana (no.)                        | 3.01              | 2.64          | 605  | 116                  |
| 234                             | coconut (no.)                       | 0.09              | 0.68          | 216  | 47                   |
| 235                             | guava                               | 0.04              | 0.38          | 141  | 20                   |
| 246                             | grapes                              | 0.01              | 0.36          | 108  | 26                   |
| 247                             | other fresh fruits                  | -                 | 1.03          | 128  | 19                   |
| 249                             | fruits (fresh) : s.t. (230-247)     | -                 | 6.58          | 708  | 136                  |
| 259                             | fruits (dry) : s.t. (250-257)       | 0.02              | 0.94          | 188  | 36                   |
| 260                             | sugar - P.D.S.                      | 0.22              | 2.60          | 394  | 90                   |
| 261                             | sugar - other sources               | 0.27              | 4.36          | 487  | 91                   |
| 262                             | gur                                 | 0.03              | 0.46          | 183  | 39                   |
| 269                             | sugar : s.t. (260-264)              | 0.52              | 7.42          | 681  | 140                  |
| 279                             | salt                                | 0.19              | 0.96          | 910  | 180                  |
| 280                             | turmeric (gm)                       | 37.23             | 2.34          | 910  | 180                  |
| 282                             | dry chillies (gm)                   | 36.30             | 2.16          | 740  | 142                  |
| 283                             | garlic (gm)                         | 46.03             | 1.70          | 772  | 151                  |

\* Unless otherwise specified

(Contd.)



**Table 2R: Monthly per capita quantity and value of consumption for food items for each State and UT**

| item code                       | item                                    | quantity<br>(kg*) | value<br>(Rs) | Rural                                  |                   |
|---------------------------------|---|-------------------|---------------|--|-------------------|
|                                 |   |                   |               | no.of households reporting consumption |                   |
|                                 |   |                   |               | per 1000 households                    | sample households |
| (1)                             | (2)                                     | (3)               | (4)           | (5)                                    | (6)               |
| <b>Dadra &amp; Nagar Haveli</b> |   |                   |               |  |                   |
| 284                             | tamarind (gm)                           | 26.70             | 0.39          | 318                                    | 61                |
| 285                             | ginger (gm)                             | 51.94             | 2.51          | 648                                    | 131               |
| 286                             | curry powder (gm)                       | 11.64             | 1.14          | 257                                    | 61                |
| 287                             | oilseeds (gm)                           | 5.08              | 0.34          | 284                                    | 60                |
| 288                             | other spices (gm)                       | 39.71             | 3.86          | 789                                    | 155               |
| 289                             | spices : s.t. (280-288)                 | -                 | 14.48         | 910                                    | 180               |
| 290                             | tea : cups (no.)                        | 2.29              | 3.68          | 305                                    | 58                |
| 291                             | tea : leaf (gm)                         | 28.60             | 3.99          | 517                                    | 106               |
| 295                             | cold beverages: bottled/canned (no.)    | 0.39              | 1.74          | 278                                    | 51                |
| 300                             | biscuits                                | 1.00              | 1.86          | 353                                    | 74                |
| 301                             | salted refreshments                     | 0.03              | 1.84          | 254                                    | 47                |
| 302                             | prepared sweets                         | 0.01              | 1.31          | 171                                    | 32                |
| 303                             | cooked meals (no.)                      | 4.00              | 50.88         | 245                                    | 45                |
| 305                             | pickles (gm)                            | 6.40              | 0.43          | 119                                    | 25                |
| 308                             | other processed food                    | -                 | 2.34          | 372                                    | 66                |
| 309                             | beverages etc.: s.t. (290-308)          | -                 | 68.77         | 795                                    | 155               |
| 888                             | total food                              | -                 | 337.00        | 1000                                   | 192               |
| <b>Daman &amp; Diu</b>          |   |                   |               |  |                   |
| 101                             | rice - P.D.S.                           | 1.45              | 14.99         | 369                                    | 72                |
| 102                             | rice - other sources                    | 4.60              | 60.06         | 835                                    | 146               |
| 103                             | chira                                   | 2.38              | 20.85         | 503                                    | 88                |
| 106                             | other rice products                     | 0.45              | 4.31          | 62                                     | 16                |
| 107                             | wheat/atta - P.D.S.                     | 0.37              | 2.96          | 175                                    | 36                |
| 108                             | wheat/atta - other sources              | 2.03              | 20.98         | 554                                    | 97                |
| 111                             | suji, rawa                              | 0.06              | 0.90          | 140                                    | 24                |
| 113                             | bread (bakery)                          | 0.05              | 1.68          | 108                                    | 24                |
| 115                             | jowar & products                        | 0.26              | 2.74          | 99                                     | 21                |
| 129                             | cereal: s.t. (101-122)                  | 11.68             | 129.87        | 936                                    | 167               |
| 140                             | arhar (tur)                             | 0.53              | 16.41         | 903                                    | 162               |
| 141                             | gram (split)                            | 0.02              | 0.48          | 126                                    | 21                |
| 142                             | gram (whole)                            | 0.03              | 0.65          | 118                                    | 22                |
| 143                             | moong                                   | 0.17              | 4.51          | 646                                    | 112               |
| 144                             | masur                                   | 0.05              | 1.40          | 159                                    | 22                |
| 145                             | urd                                     | 0.07              | 1.85          | 308                                    | 56                |
| 150                             | other pulses                            | 0.22              | 5.51          | 556                                    | 107               |
| 152                             | besan                                   | 0.08              | 1.83          | 377                                    | 73                |
| 159                             | pulses & pulse products: s.t. (140-153) | 1.19              | 33.30         | 936                                    | 167               |
| 160                             | milk: liquid (litre)                    | 3.13              | 45.16         | 702                                    | 132               |
| 162                             | milk : condensed/ powder                | 0.01              | 0.69          | 32                                     | 4                 |
| 163                             | curd                                    | 0.05              | 1.34          | 120                                    | 25                |
| 164                             | ghee                                    | 0.07              | 6.80          | 266                                    | 50                |
| 166                             | ice-cream                               | -                 | 0.86          | 87                                     | 13                |
| 169                             | milk & milk products: s.t.(160-167)     | -                 | 55.15         | 729                                    | 135               |
| 170                             | vanaspati, margarine                    | 0.03              | 1.25          | 53                                     | 10                |

\* Unless otherwise specified

(Contd.)

**Table 2R: Monthly per capita quantity and value of consumption for food items for each State and UT**

| item code | item                             | quantity<br>(kg*) | value<br>(Rs) | Rural                                  |                   |
|-----------|----------------------------------|-------------------|---------------|--|-------------------|
|           |                                  |                   |               | no.of households reporting consumption |                   |
|           |                                  |                   |               | per 1000 households                    | sample households |
| (1)       | (2)                              | (3)               | (4)           | (5)                                    | (6)               |
|           | <b>Daman &amp; Diu</b>           |                   |               |  |                   |
| 171       | mustard oil                      | 0.06              | 2.76          | 89                                     | 12                |
| 172       | groundnut oil                    | 0.40              | 19.04         | 523                                    | 102               |
| 174       | edible oil (others)              | 0.36              | 12.34         | 521                                    | 86                |
| 179       | edible oil: s.t. (170-174)       | 0.87              | 35.56         | 936                                    | 167               |
| 180       | eggs (no.)                       | 2.70              | 4.78          | 539                                    | 94                |
| 181       | fish, prawn                      | 0.54              | 16.13         | 591                                    | 109               |
| 182       | goat meat/mutton                 | 0.10              | 8.75          | 266                                    | 48                |
| 185       | chicken                          | 0.19              | 13.89         | 463                                    | 82                |
| 189       | egg, fish & meat: s.t. (180-186) | -                 | 43.64         | 778                                    | 141               |
| 190       | potato                           | 0.99              | 6.41          | 936                                    | 167               |
| 191       | onion                            | 0.87              | 5.82          | 936                                    | 167               |
| 192       | radish                           | 0.04              | 0.32          | 133                                    | 28                |
| 193       | carrot                           | 0.07              | 0.57          | 178                                    | 31                |
| 200       | gourd                            | 0.07              | 0.76          | 207                                    | 42                |
| 201       | bitter gourd                     | 0.03              | 0.35          | 111                                    | 21                |
| 202       | cucumber                         | 0.09              | 0.98          | 176                                    | 42                |
| 203       | parwal / patal                   | 0.05              | 0.66          | 195                                    | 43                |
| 204       | jhinga / torai                   | 0.06              | 0.74          | 166                                    | 31                |
| 207       | cauliflower                      | 0.26              | 3.20          | 543                                    | 102               |
| 208       | cabbage                          | 0.28              | 3.01          | 594                                    | 103               |
| 210       | brinjal                          | 0.48              | 4.55          | 870                                    | 155               |
| 211       | lady's finger                    | 0.20              | 2.42          | 537                                    | 99                |
| 212       | palak/other leafy vegetables     | 0.19              | 2.11          | 537                                    | 101               |
| 213       | french beans and barbati         | 0.03              | 0.40          | 119                                    | 24                |
| 214       | tomato                           | 0.69              | 6.05          | 923                                    | 164               |
| 215       | peas                             | 0.05              | 0.61          | 158                                    | 29                |
| 216       | chillies (green)                 | 0.13              | 2.35          | 802                                    | 140               |
| 221       | lemon (no.)                      | 1.49              | 1.40          | 409                                    | 83                |
| 222       | other vegetables                 | 0.17              | 2.16          | 382                                    | 73                |
| 229       | vegetables: s.t. (190-222)       | -                 | 45.13         | 936                                    | 167               |
| 230       | banana (no.)                     | 4.22              | 5.15          | 606                                    | 117               |
| 237       | orange,mausami (no.)             | 0.36              | 0.74          | 109                                    | 24                |
| 240       | mango                            | 0.17              | 2.64          | 105                                    | 22                |
| 245       | apple                            | 0.06              | 2.24          | 138                                    | 38                |
| 246       | grapes                           | 0.04              | 1.21          | 152                                    | 26                |
| 247       | other fresh fruits               | -                 | 1.79          | 238                                    | 45                |
| 249       | fruits (fresh) : s.t. (230-247)  | -                 | 15.36         | 751                                    | 141               |
| 251       | groundnut                        | 0.03              | 1.32          | 177                                    | 33                |
| 257       | other dry fruits                 | -                 | 0.54          | 63                                     | 8                 |
| 259       | fruits (dry) : s.t. (250-257)    | 0.03              | 2.27          | 233                                    | 39                |
| 260       | sugar - P.D.S.                   | 0.21              | 2.56          | 474                                    | 89                |
| 261       | sugar - other sources            | 0.57              | 9.20          | 861                                    | 158               |

\* Unless otherwise specified

(Contd.)

NSS Report No. 461: Consumption of Some Important Commodities in India, 1999-2000

**Table 2R: Monthly per capita quantity and value of consumption for food items for each State and UT**

| item code              | item                                    | quantity<br>(kg*) | value<br>(Rs) | Rural                                   |                   |
|------------------------|---|-------------------|---------------|---|-------------------|
|                        |   |                   |               | no. of households reporting consumption |                   |
|                        |   |                   |               | per 1000 households                     | sample households |
| (1)                    | (2)                                     | (3)               | (4)           | (5)                                     | (6)               |
| <b>Daman &amp; Diu</b> |   |                   |               |   |                   |
| 269                    | sugar : s.t. (260-264)                  | 0.80              | 11.90         | 930                                     | 167               |
| 279                    | salt                                    | 0.25              | 1.22          | 927                                     | 166               |
| 280                    | turmeric (gm)                           | 41.26             | 3.16          | 936                                     | 167               |
| 282                    | dry chillies (gm)                       | 51.26             | 4.00          | 904                                     | 163               |
| 283                    | garlic (gm)                             | 64.41             | 3.29          | 901                                     | 161               |
| 284                    | tamarind (gm)                           | 87.30             | 1.36          | 478                                     | 87                |
| 285                    | ginger (gm)                             | 42.82             | 2.38          | 742                                     | 131               |
| 286                    | curry powder (gm)                       | 27.40             | 4.05          | 611                                     | 107               |
| 287                    | oilseeds (gm)                           | 23.12             | 1.77          | 502                                     | 84                |
| 288                    | other spices (gm)                       | 48.25             | 4.73          | 856                                     | 153               |
| 289                    | spices : s.t. (280-288)                 | -                 | 25.14         | 936                                     | 167               |
| 290                    | tea : cups (no.)                        | 7.84              | 15.63         | 596                                     | 113               |
| 291                    | tea : leaf (gm)                         | 72.82             | 11.04         | 925                                     | 166               |
| 295                    | cold beverages: bottled/canned (no.)    | 0.48              | 4.17          | 264                                     | 54                |
| 297                    | coconut: green (no.)                    | 0.31              | 2.25          | 182                                     | 35                |
| 298                    | other beverages (cocoa, chocolate etc.) | -                 | 1.92          | 174                                     | 31                |
| 300                    | biscuits                                | 0.18              | 4.44          | 525                                     | 96                |
| 301                    | salted refreshments                     | 0.04              | 2.01          | 178                                     | 32                |
| 302                    | prepared sweets                         | 0.02              | 1.48          | 90                                      | 21                |
| 303                    | cooked meals (no.)                      | 2.11              | 36.96         | 122                                     | 28                |
| 305                    | pickles (gm)                            | 16.61             | 1.15          | 205                                     | 42                |
| 308                    | other processed food                    | -                 | 3.99          | 272                                     | 53                |
| 309                    | beverages etc.: s.t. (290-308)          | -                 | 86.08         | 991                                     | 179               |
| 888                    | total food                              | -                 | 485.00        | 1000                                    | 180               |
| <b>Delhi</b>           |   |                   |               |   |                   |
| 101                    | rice - P.D.S.                           | 0.27              | 2.74          | 160                                     | 27                |
| 102                    | rice - other sources                    | 1.48              | 17.66         | 817                                     | 151               |
| 107                    | wheat/atta - P.D.S.                     | 0.19              | 1.49          | 23                                      | 7                 |
| 108                    | wheat/atta - other sources              | 5.56              | 43.98         | 972                                     | 171               |
| 111                    | suji, rawa                              | 0.02              | 0.30          | 132                                     | 24                |
| 113                    | bread (bakery)                          | 0.34              | 3.68          | 477                                     | 83                |
| 129                    | cereal: s.t. (101-122)                  | 7.86              | 70.01         | 996                                     | 183               |
| 140                    | arhar (tur)                             | 0.14              | 5.01          | 736                                     | 130               |
| 141                    | gram (split)                            | 0.15              | 3.14          | 808                                     | 144               |
| 142                    | gram (whole)                            | 0.06              | 1.64          | 461                                     | 70                |
| 143                    | moong                                   | 0.20              | 5.65          | 882                                     | 166               |
| 144                    | masur                                   | 0.16              | 4.52          | 920                                     | 156               |
| 145                    | urd                                     | 0.08              | 2.25          | 406                                     | 104               |
| 150                    | other pulses                            | 0.01              | 0.51          | 56                                      | 29                |
| 152                    | besan                                   | 0.09              | 2.15          | 549                                     | 127               |
| 159                    | pulses & pulse products: s.t. (140-153) | 0.92              | 25.59         | 996                                     | 183               |
| 160                    | milk: liquid (litre)                    | 6.34              | 91.32         | 783                                     | 156               |

\* Unless otherwise specified

(Contd.)

NSS Report No. 461: Consumption of Some Important Commodities in India, 1999-2000

**Table 2R: Monthly per capita quantity and value of consumption for food items for each State and UT**

| item code | item                                | quantity<br>(kg*) | value<br>(Rs) | Rural                                  |                   |
|-----------|-------------------------------------|-------------------|---------------|--|-------------------|
|           |                                     |                   |               | no.of households reporting consumption |                   |
|           |                                     |                   |               | per 1000 households                    | sample households |
| (1)       | (2)                                 | (3)               | (4)           | (5)                                    | (6)               |
|           | <b>Delhi</b>                        |                   |               |  |                   |
| 162       | milk : condensed/ powder            | 0.32              | 5.36          | 34                                     | 5                 |
| 163       | curd                                | 0.02              | 0.51          | 17                                     | 6                 |
| 164       | ghee                                | 0.19              | 32.31         | 654                                    | 104               |
| 165       | butter                              | 0.03              | 2.46          | 60                                     | 15                |
| 166       | ice-cream                           | -                 | 0.90          | 177                                    | 18                |
| 169       | milk & milk products: s.t.(160-167) | -                 | 133.02        | 814                                    | 160               |
| 170       | vanaspati, margarine                | 0.10              | 3.86          | 455                                    | 41                |
| 171       | mustard oil                         | 0.37              | 15.56         | 928                                    | 148               |
| 174       | edible oil (others)                 | 0.06              | 3.44          | 131                                    | 53                |
| 179       | edible oil: s.t. (170-174)          | 0.53              | 23.08         | 980                                    | 169               |
| 180       | eggs (no.)                          | 1.34              | 2.34          | 197                                    | 37                |
| 182       | goat meat/mutton                    | 0.03              | 2.60          | 92                                     | 20                |
| 185       | chicken                             | 0.04              | 2.75          | 153                                    | 17                |
| 189       | egg, fish & meat: s.t. (180-186)    | -                 | 7.96          | 254                                    | 55                |
| 190       | potato                              | 1.87              | 7.46          | 918                                    | 155               |
| 191       | onion                               | 0.61              | 5.19          | 898                                    | 153               |
| 192       | radish                              | 0.23              | 1.22          | 237                                    | 78                |
| 193       | carrot                              | 0.21              | 1.50          | 228                                    | 65                |
| 198       | pumpkin                             | 0.08              | 0.67          | 114                                    | 47                |
| 200       | gourd                               | 0.08              | 0.68          | 124                                    | 63                |
| 202       | cucumber                            | 0.20              | 1.30          | 171                                    | 42                |
| 204       | jhinga / torai                      | 0.29              | 2.12          | 595                                    | 47                |
| 207       | cauliflower                         | 0.25              | 1.62          | 260                                    | 79                |
| 208       | cabbage                             | 0.19              | 1.39          | 266                                    | 86                |
| 210       | brinjal                             | 0.30              | 2.70          | 557                                    | 113               |
| 211       | lady's finger                       | 0.24              | 3.17          | 516                                    | 73                |
| 212       | palak/other leafy vegetables        | 0.21              | 1.45          | 258                                    | 88                |
| 214       | tomato                              | 0.59              | 6.39          | 916                                    | 153               |
| 215       | peas                                | 0.14              | 1.53          | 186                                    | 63                |
| 216       | chillies (green)                    | 0.17              | 1.31          | 463                                    | 90                |
| 221       | lemon (no.)                         | 3.79              | 1.89          | 521                                    | 98                |
| 222       | other vegetables                    | 0.79              | 7.91          | 167                                    | 48                |
| 229       | vegetables: s.t. (190-222)          | -                 | 50.22         | 995                                    | 181               |
| 230       | banana (no.)                        | 5.73              | 6.05          | 720                                    | 164               |
| 235       | guava                               | 0.15              | 1.51          | 194                                    | 51                |
| 237       | orange,mausami (no.)                | 0.50              | 0.94          | 47                                     | 25                |
| 240       | mango                               | 0.62              | 5.70          | 358                                    | 34                |
| 245       | apple                               | 0.12              | 3.15          | 221                                    | 73                |
| 246       | grapes                              | 0.03              | 0.99          | 80                                     | 29                |
| 249       | fruits (fresh) : s.t. (230-247)     | -                 | 20.29         | 769                                    | 177               |
| 251       | groundnut                           | 0.04              | 1.00          | 106                                    | 28                |
| 259       | fruits (dry) : s.t. (250-257)       | 0.04              | 1.69          | 132                                    | 42                |

\* Unless otherwise specified

(Contd.)

NSS Report No. 461: Consumption of Some Important Commodities in India, 1999-2000

**Table 2R: Monthly per capita quantity and value of consumption for food items for each State and UT**

| item code          | item                                    | quantity<br>(kg*) | value<br>(Rs) | Rural                                   |                   |
|--------------------|---|-------------------|---------------|---|-------------------|
|                    |   |                   |               | no. of households reporting consumption |                   |
|                    |   |                   |               | per 1000 households                     | sample households |
| (1)                | (2)                                     | (3)               | (4)           | (5)                                     | (6)               |
| <b>Delhi</b>       |   |                   |               |   |                   |
| 260                | sugar - P.D.S.                          | 0.59              | 7.52          | 734                                     | 142               |
| 261                | sugar - other sources                   | 0.37              | 6.27          | 719                                     | 158               |
| 269                | sugar : s.t. (260-264)                  | 1.00              | 14.22         | 840                                     | 177               |
| 279                | salt                                    | 0.22              | 1.52          | 996                                     | 183               |
| 280                | turmeric (gm)                           | 38.52             | 2.33          | 910                                     | 158               |
| 281                | black pepper (gm)                       | 4.36              | 1.25          | 348                                     | 46                |
| 282                | dry chillies (gm)                       | 35.85             | 3.26          | 910                                     | 159               |
| 283                | garlic (gm)                             | 24.76             | 0.90          | 439                                     | 78                |
| 285                | ginger (gm)                             | 28.19             | 1.23          | 443                                     | 76                |
| 286                | curry powder (gm)                       | 19.87             | 3.02          | 624                                     | 35                |
| 288                | other spices (gm)                       | 40.33             | 6.03          | 887                                     | 133               |
| 289                | spices : s.t. (280-288)                 | -                 | 18.11         | 991                                     | 181               |
| 290                | tea : cups (no.)                        | 6.44              | 11.38         | 622                                     | 51                |
| 291                | tea : leaf (gm)                         | 71.74             | 9.70          | 801                                     | 168               |
| 295                | cold beverages: bottled/canned (no.)    | 0.17              | 1.66          | 141                                     | 26                |
| 300                | biscuits                                | 2.29              | 5.49          | 876                                     | 142               |
| 301                | salted refreshments                     | 0.07              | 2.58          | 438                                     | 48                |
| 302                | prepared sweets                         | 0.03              | 2.70          | 110                                     | 52                |
| 303                | cooked meals (no.)                      | 0.08              | 0.86          | 13                                      | 7                 |
| 305                | pickles (gm)                            | 20.26             | 1.10          | 165                                     | 46                |
| 306                | sauce (gm)                              | 27.65             | 1.09          | 247                                     | 10                |
| 307                | jam, jelly (gm)                         | 8.05              | 0.67          | 67                                      | 31                |
| 308                | other processed food                    | -                 | 3.12          | 187                                     | 41                |
| 309                | beverages etc.: s.t. (290-308)          | -                 | 41.65         | 996                                     | 185               |
| 888                | total food                              | -                 | 407.00        | 1000                                    | 187               |
| <b>Lakshadweep</b> |   |                   |               |   |                   |
| 101                | rice - P.D.S.                           | 9.88              | 95.74         | 838                                     | 74                |
| 102                | rice - other sources                    | 0.32              | 3.44          | 71                                      | 6                 |
| 103                | chira                                   | 0.03              | 0.56          | 99                                      | 6                 |
| 106                | other rice products                     | 0.12              | 1.49          | 124                                     | 8                 |
| 107                | wheat/atta - P.D.S.                     | 0.27              | 2.57          | 205                                     | 24                |
| 108                | wheat/atta - other sources              | 0.18              | 2.82          | 288                                     | 24                |
| 110                | maida                                   | 0.33              | 4.33          | 402                                     | 32                |
| 111                | suji, rawa                              | 0.06              | 0.96          | 116                                     | 13                |
| 129                | cereal: s.t. (101-122)                  | 11.19             | 112.03        | 882                                     | 76                |
| 140                | arhar (tur)                             | 0.09              | 3.38          | 354                                     | 35                |
| 142                | gram (whole)                            | 0.11              | 3.08          | 296                                     | 29                |
| 143                | moong                                   | 0.14              | 4.63          | 473                                     | 43                |
| 150                | other pulses                            | 0.03              | 0.73          | 106                                     | 9                 |
| 153                | other pulse products                    | 0.02              | 1.36          | 260                                     | 24                |
| 159                | pulses & pulse products: s.t. (140-153) | 0.43              | 14.03         | 651                                     | 61                |
| 160                | milk: liquid (litre)                    | 0.36              | 5.63          | 142                                     | 19                |

\* Unless otherwise specified

(Contd.)

NSS Report No. 461: Consumption of Some Important Commodities in India, 1999-2000

**Table 2R: Monthly per capita quantity and value of consumption for food items for each State and UT**

| item code          | item                                | quantity<br>(kg*) | value<br>(Rs) | Rural                                  |                   |
|--------------------|-------------------------------------|-------------------|---------------|--|-------------------|
|                    |                                     |                   |               | no.of households reporting consumption |                   |
|                    |                                     |                   |               | per 1000 households                    | sample households |
| (1)                | (2)                                 | (3)               | (4)           | (5)                                    | (6)               |
| <b>Lakshadweep</b> |                                     |                   |               |  |                   |
| 161                | baby food                           | 0.02              | 3.24          | 63                                     | 3                 |
| 162                | milk : condensed/ powder            | 0.15              | 20.43         | 559                                    | 44                |
| 169                | milk & milk products: s.t.(160-167) | -                 | 29.30         | 685                                    | 60                |
| 173                | coconut oil                         | 0.20              | 12.62         | 534                                    | 51                |
| 174                | edible oil (others)                 | 0.56              | 17.82         | 672                                    | 53                |
| 179                | edible oil: s.t. (170-174)          | 0.76              | 30.54         | 870                                    | 75                |
| 180                | eggs (no.)                          | 3.44              | 7.16          | 524                                    | 47                |
| 181                | fish, prawn                         | 2.39              | 79.56         | 882                                    | 76                |
| 182                | goat meat/mutton                    | 0.02              | 1.89          | 47                                     | 6                 |
| 183                | beef/ buffalo meat                  | 0.38              | 18.87         | 489                                    | 46                |
| 189                | egg, fish & meat: s.t. (180-186)    | -                 | 107.86        | 882                                    | 76                |
| 190                | potato                              | 0.39              | 5.30          | 730                                    | 65                |
| 191                | onion                               | 0.56              | 6.78          | 878                                    | 75                |
| 193                | carrot                              | 0.07              | 1.36          | 203                                    | 19                |
| 208                | cabbage                             | 0.24              | 3.32          | 468                                    | 43                |
| 210                | brinjal                             | 0.07              | 0.93          | 128                                    | 14                |
| 211                | lady's finger                       | 0.17              | 2.48          | 437                                    | 43                |
| 213                | french beans and barbati            | 0.06              | 1.17          | 163                                    | 16                |
| 214                | tomato                              | 0.59              | 7.72          | 843                                    | 71                |
| 216                | chillies (green)                    | 0.20              | 3.08          | 787                                    | 70                |
| 221                | lemon (no.)                         | 1.19              | 1.55          | 329                                    | 30                |
| 222                | other vegetables                    | 0.15              | 1.78          | 234                                    | 21                |
| 229                | vegetables: s.t. (190-222)          | -                 | 36.14         | 882                                    | 76                |
| 230                | banana (no.)                        | 4.18              | 9.02          | 730                                    | 59                |
| 234                | coconut (no.)                       | 11.03             | 36.84         | 882                                    | 76                |
| 237                | orange,mausami (no.)                | 0.31              | 1.20          | 82                                     | 6                 |
| 245                | apple                               | 0.12              | 4.62          | 236                                    | 20                |
| 246                | grapes                              | 0.07              | 1.99          | 224                                    | 16                |
| 247                | other fresh fruits                  | -                 | 3.47          | 230                                    | 21                |
| 249                | fruits (fresh) : s.t. (230-247)     | -                 | 57.47         | 950                                    | 81                |
| 251                | groundnut                           | 0.04              | 0.82          | 71                                     | 4                 |
| 252                | dates                               | 0.04              | 1.61          | 199                                    | 16                |
| 259                | fruits (dry) : s.t. (250-257)       | 0.09              | 2.97          | 283                                    | 22                |
| 260                | sugar - P.D.S.                      | 1.08              | 13.24         | 917                                    | 78                |
| 261                | sugar - other sources               | 1.03              | 19.15         | 722                                    | 59                |
| 269                | sugar : s.t. (260-264)              | 2.10              | 32.42         | 962                                    | 81                |
| 279                | salt                                | 0.30              | 1.47          | 882                                    | 76                |
| 280                | turmeric (gm)                       | 26.99             | 1.44          | 734                                    | 64                |
| 281                | black pepper (gm)                   | 2.47              | 0.71          | 347                                    | 27                |
| 282                | dry chillies (gm)                   | 114.40            | 8.37          | 788                                    | 69                |
| 283                | garlic (gm)                         | 41.64             | 1.87          | 688                                    | 62                |
| 284                | tamarind (gm)                       | 12.88             | 1.31          | 330                                    | 31                |

\* Unless otherwise specified

(Contd.)

NSS Report No. 461: Consumption of Some Important Commodities in India, 1999-2000

**Table 2R: Monthly per capita quantity and value of consumption for food items for each State and UT**

| item code | item                                    | quantity<br>(kg*) | value<br>(Rs) | Rural                                  |                   |
|-----------|---|-------------------|---------------|--|-------------------|
|           |   |                   |               | no.of households reporting consumption |                   |
|           |   |                   |               | per 1000 households                    | sample households |
| (1)       | (2)                                     | (3)               | (4)           | (5)                                    | (6)               |
|           | <b>Lakshadweep</b>                      |                   |               |  |                   |
| 285       | ginger (gm)                             | 31.98             | 1.54          | 593                                    | 50                |
| 286       | curry powder (gm)                       | 61.28             | 3.89          | 561                                    | 51                |
| 287       | oilseeds (gm)                           | 3.15              | 0.21          | 140                                    | 17                |
| 288       | other spices (gm)                       | 103.67            | 4.57          | 840                                    | 70                |
| 289       | spices : s.t. (280-288)                 | -                 | 23.91         | 882                                    | 76                |
| 290       | tea : cups (no.)                        | 5.14              | 10.35         | 588                                    | 56                |
| 291       | tea : leaf (gm)                         | 176.83            | 19.25         | 950                                    | 80                |
| 297       | coconut: green (no.)                    | 2.72              | 8.25          | 448                                    | 39                |
| 298       | other beverages (cocoa, chocolate etc.) | -                 | 0.62          | 49                                     | 6                 |
| 300       | biscuits                                | 0.15              | 7.94          | 609                                    | 49                |
| 301       | salted refreshments                     | 2.10              | 6.62          | 432                                    | 40                |
| 302       | prepared sweets                         | 0.07              | 4.41          | 263                                    | 26                |
| 303       | cooked meals (no.)                      | 2.78              | 26.21         | 184                                    | 13                |
| 305       | pickles (gm)                            | 11.71             | 1.01          | 156                                    | 18                |
| 308       | other processed food                    | -                 | 10.92         | 447                                    | 45                |
| 309       | beverages etc.: s.t. (290-308)          | -                 | 95.89         | 1000                                   | 84                |
| 888       | total food                              | -                 | 544.00        | 1000                                   | 84                |
|           | <b>Pondicherry</b>                      |                   |               |  |                   |
| 101       | rice - P.D.S.                           | 2.04              | 10.03         | 698                                    | 186               |
| 102       | rice - other sources                    | 8.52              | 91.61         | 925                                    | 271               |
| 107       | wheat/atta - P.D.S.                     | 0.14              | 1.02          | 140                                    | 42                |
| 108       | wheat/atta - other sources              | 0.07              | 0.85          | 94                                     | 40                |
| 110       | maida                                   | 0.06              | 0.77          | 161                                    | 57                |
| 111       | suji, rawa                              | 0.08              | 1.15          | 277                                    | 98                |
| 121       | ragi & products                         | 0.09              | 0.68          | 81                                     | 26                |
| 129       | cereal: s.t. (101-122)                  | 11.04             | 106.63        | 964                                    | 282               |
| 140       | arhar (tur)                             | 0.35              | 11.63         | 964                                    | 282               |
| 141       | gram (split)                            | 0.08              | 2.10          | 634                                    | 194               |
| 143       | moong                                   | 0.02              | 0.57          | 181                                    | 58                |
| 145       | urd                                     | 0.27              | 7.91          | 849                                    | 256               |
| 150       | other pulses                            | 0.02              | 0.45          | 105                                    | 31                |
| 151       | gram products                           | 0.05              | 1.30          | 329                                    | 107               |
| 159       | pulses & pulse products: s.t. (140-153) | 0.82              | 24.68         | 964                                    | 282               |
| 160       | milk: liquid (litre)                    | 2.65              | 27.52         | 752                                    | 231               |
| 162       | milk : condensed/ powder                | 0.03              | 0.59          | 20                                     | 4                 |
| 163       | curd                                    | 0.09              | 1.19          | 206                                    | 60                |
| 169       | milk & milk products: s.t.(160-167)     | -                 | 29.62         | 774                                    | 236               |
| 172       | groundnut oil                           | 0.05              | 1.98          | 147                                    | 46                |
| 174       | edible oil (others)                     | 0.48              | 13.15         | 899                                    | 262               |
| 179       | edible oil: s.t. (170-174)              | 0.53              | 15.21         | 960                                    | 281               |
| 180       | eggs (no.)                              | 3.72              | 5.39          | 715                                    | 215               |
| 181       | fish, prawn                             | 0.44              | 18.06         | 829                                    | 238               |

\* Unless otherwise specified

(Contd.)

NSS Report No. 461: Consumption of Some Important Commodities in India, 1999-2000

**Table 2R: Monthly per capita quantity and value of consumption for food items for each State and UT**

| item code | item                             | quantity<br>(kg*) | value<br>(Rs) | Rural                                     |                      |
|-----------|----------------------------------|-------------------|---------------|---|----------------------|
|           |                                  |                   |               | no.of households<br>reporting consumption |                      |
|           |                                  |                   |               | per 1000<br>households                    | sample<br>households |
| (1)       | (2)                              | (3)               | (4)           | (5)                                       | (6)                  |
|           | <b>Pondicherry</b>               |                   |               |   |                      |
| 182       | goat meat/mutton                 | 0.09              | 8.80          | 301                                       | 105                  |
| 183       | beef/ buffalo meat               | 0.03              | 1.16          | 75  | 24                   |
| 185       | chicken                          | 0.09              | 5.25          | 363                                       | 117                  |
| 189       | egg, fish & meat: s.t. (180-186) | -                 | 38.66         | 894                                       | 258                  |
| 190       | potato                           | 0.47              | 3.49          | 894                                       | 265                  |
| 191       | onion                            | 0.78              | 5.00          | 960                                       | 281                  |
| 192       | radish                           | 0.09              | 0.57          | 303                                       | 89                   |
| 193       | carrot                           | 0.17              | 1.70          | 614                                       | 185                  |
| 195       | beet                             | 0.11              | 0.77          | 368                                       | 109                  |
| 196       | sweet potato                     | 0.05              | 0.28          | 116                                       | 33                   |
| 197       | arum                             | 0.05              | 0.39          | 215                                       | 67                   |
| 201       | bitter gourd                     | 0.02              | 0.20          | 148                                       | 45                   |
| 202       | cucumber                         | 0.02              | 0.26          | 130                                       | 38                   |
| 208       | cabbage                          | 0.27              | 1.88          | 695                                       | 205                  |
| 210       | brinjal                          | 0.49              | 3.81          | 917                                       | 270                  |
| 211       | lady's finger                    | 0.32              | 2.45          | 825                                       | 245                  |
| 212       | palak/other leafy vegetables     | 0.59              | 3.03          | 922                                       | 273                  |
| 213       | french beans and barbati         | 0.10              | 1.07          | 372                                       | 118                  |
| 214       | tomato                           | 0.65              | 4.15          | 964                                       | 282                  |
| 216       | chillies (green)                 | 0.12              | 1.94          | 949                                       | 278                  |
| 218       | plantain (green)                 | 0.10              | 0.80          | 388                                       | 121                  |
| 221       | lemon (no.)                      | 0.74              | 0.76          | 369                                       | 112                  |
| 222       | other vegetables                 | 0.29              | 2.90          | 759                                       | 222                  |
| 229       | vegetables: s.t. (190-222)       | -                 | 35.88         | 964                                       | 282                  |
| 230       | banana (no.)                     | 3.91              | 3.06          | 694                                       | 213                  |
| 234       | coconut (no.)                    | 1.15              | 5.04          | 773                                       | 234                  |
| 237       | orange,mausami (no.)             | 0.40              | 0.49          | 103                                       | 43                   |
| 240       | mango                            | 0.17              | 1.18          | 170                                       | 52                   |
| 246       | grapes                           | 0.03              | 0.90          | 130                                       | 54                   |
| 247       | other fresh fruits               | -                 | 0.72          | 83  | 31                   |
| 249       | fruits (fresh) : s.t. (230-247)  | -                 | 12.41         | 892                                       | 264                  |
| 251       | groundnut                        | 0.02              | 0.62          | 110                                       | 42                   |
| 259       | fruits (dry) : s.t. (250-257)    | 0.03              | 1.18          | 188                                       | 65                   |
| 260       | sugar - P.D.S.                   | 0.28              | 3.45          | 690                                       | 213                  |
| 261       | sugar - other sources            | 0.20              | 3.09          | 455                                       | 147                  |
| 262       | gur                              | 0.02              | 0.35          | 110                                       | 45                   |
| 269       | sugar : s.t. (260-264)           | 0.50              | 6.90          | 822                                       | 248                  |
| 279       | salt                             | 0.57              | 1.59          | 964                                       | 282                  |
| 280       | turmeric (gm)                    | 22.83             | 1.01          | 964                                       | 282                  |
| 281       | black pepper (gm)                | 15.10             | 3.73          | 749                                       | 233                  |
| 282       | dry chillies (gm)                | 95.34             | 3.62          | 964                                       | 282                  |
| 283       | garlic (gm)                      | 67.74             | 2.29          | 904                                       | 266                  |

\* Unless otherwise specified

(Contd.)

NSS Report No. 461: Consumption of Some Important Commodities in India, 1999-2000



**Table 2R: Monthly per capita quantity and value of consumption for food items for each State and UT**

| item code | item                                    | quantity<br>(kg*) | value<br>(Rs) | Rural                                   |                   |
|-----------|---|-------------------|---------------|---|-------------------|
|           |   |                   |               | no. of households reporting consumption |                   |
|           |   |                   |               | per 1000 households                     | sample households |
| (1)       | (2)                                     | (3)               | (4)           | (5)                                     | (6)               |
|           | <b>Pondicherry</b>                      |                   |               |   |                   |
| 284       | tamarind (gm)                           | 154.82            | 5.40          | 964                                     | 282               |
| 285       | ginger (gm)                             | 34.35             | 1.29          | 845                                     | 254               |
| 286       | curry powder (gm)                       | 52.21             | 3.10          | 763                                     | 228               |
| 287       | oilseeds (gm)                           | 7.06              | 0.31          | 306                                     | 84                |
| 288       | other spices (gm)                       | 38.55             | 2.68          | 872                                     | 253               |
| 289       | spices : s.t. (280-288)                 | -                 | 23.44         | 964                                     | 282               |
| 290       | tea : cups (no.)                        | 6.64              | 10.46         | 594                                     | 163               |
| 291       | tea : leaf (gm)                         | 18.61             | 2.69          | 478                                     | 152               |
| 293       | coffee: powder (gm)                     | 12.18             | 1.78          | 276                                     | 86                |
| 298       | other beverages (cocoa, chocolate etc.) | -                 | 0.98          | 50                                      | 27                |
| 300       | biscuits                                | 0.21              | 1.58          | 209                                     | 69                |
| 301       | salted refreshments                     | 0.45              | 4.32          | 431                                     | 138               |
| 302       | prepared sweets                         | 0.03              | 2.24          | 210                                     | 76                |
| 303       | cooked meals (no.)                      | 2.05              | 13.57         | 224                                     | 68                |
| 305       | pickles (gm)                            | 10.52             | 0.77          | 217                                     | 75                |
| 308       | other processed food                    | -                 | 2.78          | 151                                     | 47                |
| 309       | beverages etc.: s.t. (290-308)          | -                 | 42.04         | 968                                     | 281               |
| 888       | total food                              | -                 | 338.00        | 1000                                    | 288               |

\* Unless otherwise specified

**Table 2R: Monthly per capita quantity and value of consumption for food items for each State and UT**

| <b>Rural</b>          |   |                   |               |  |                      |
|-----------------------|---|-------------------|---------------|--|----------------------|
| item code             | item                                    | quantity<br>(kg*) | value<br>(Rs) | no. of households<br>reporting consumption |                      |
|                       |   |                   |               | per 1000<br>households                     | sample<br>households |
| (1)                   | (2)                                     | (3)               | (4)           | (5)  | (6)                  |
| <b>Andhra Pradesh</b> |   |                   |               |  |                      |
| 101                   | rice - P.D.S.                           | 2.30              | 9.07          | 627  | 3093                 |
| 102                   | rice - other sources                    | 9.35              | 94.20         | 944  | 4988                 |
| 108                   | wheat/atta - other sources              | 0.11              | 1.23          | 173  | 1053                 |
| 111                   | suji, rawa                              | 0.08              | 1.05          | 227  | 1298                 |
| 115                   | jowar & products                        | 0.44              | 3.45          | 126  | 794                  |
| 121                   | ragi & products                         | 0.18              | 1.11          | 110  | 626                  |
| 129                   | cereal: s.t. (101-122)                  | 12.65             | 111.70        | 967  | 5109                 |
| 140                   | arhar (tur)                             | 0.39              | 10.63         | 902  | 4794                 |
| 141                   | gram (split)                            | 0.07              | 1.15          | 299  | 1663                 |
| 143                   | moong                                   | 0.12              | 3.11          | 466  | 2474                 |
| 145                   | urd                                     | 0.11              | 2.24          | 337  | 1889                 |
| 159                   | pulses & pulse products: s.t. (140-153) | 0.73              | 17.86         | 958  | 5066                 |
| 160                   | milk: liquid (litre)                    | 2.87              | 26.19         | 772  | 4084                 |
| 163                   | curd                                    | 0.06              | 0.55          | 42   | 221                  |
| 169                   | milk & milk products: s.t.(160-167)     | -                 | 27.40         | 810  | 4249                 |
| 172                   | groundnut oil                           | 0.29              | 11.70         | 624  | 3326                 |
| 174                   | edible oil (others)                     | 0.17              | 5.06          | 339  | 1788                 |
| 179                   | edible oil: s.t. (170-174)              | 0.46              | 16.98         | 964  | 5092                 |
| 180                   | eggs (no.)                              | 2.07              | 2.98          | 617  | 3214                 |
| 181                   | fish, prawn                             | 0.18              | 2.45          | 250  | 1248                 |
| 182                   | goat meat/mutton                        | 0.10              | 8.02          | 377  | 2190                 |
| 183                   | beef/ buffalo meat                      | 0.05              | 1.11          | 76   | 374                  |
| 185                   | chicken                                 | 0.10              | 5.78          | 436  | 2222                 |
| 189                   | egg, fish & meat: s.t. (180-186)        | -                 | 20.61         | 839  | 4377                 |
| 190                   | potato                                  | 0.26              | 1.80          | 672  | 3617                 |
| 191                   | onion                                   | 0.69              | 3.90          | 958  | 5069                 |
| 197                   | arum                                    | 0.03              | 0.24          | 121  | 531                  |
| 200                   | gourd                                   | 0.17              | 0.85          | 403  | 2037                 |
| 201                   | bitter gourd                            | 0.05              | 0.46          | 225  | 1212                 |
| 202                   | cucumber                                | 0.18              | 0.92          | 396  | 1915                 |
| 204                   | jhinga / torai                          | 0.18              | 1.40          | 455  | 2280                 |
| 208                   | cabbage                                 | 0.08              | 0.65          | 280  | 1546                 |
| 210                   | brinjal                                 | 0.47              | 3.05          | 882  | 4637                 |
| 211                   | lady's finger                           | 0.20              | 1.63          | 633  | 3348                 |
| 212                   | palak/other leafy vegetables            | 0.45              | 2.33          | 847  | 4477                 |
| 213                   | french beans and barbati                | 0.03              | 0.27          | 122  | 736                  |
| 214                   | tomato                                  | 0.57              | 3.87          | 904  | 4774                 |
| 216                   | chillies (green)                        | 0.31              | 2.23          | 925  | 4884                 |
| 218                   | plantain (green)                        | 0.05              | 0.20          | 115  | 632                  |
| 221                   | lemon (no.)                             | 0.44              | 0.25          | 210  | 1135                 |
| 222                   | other vegetables                        | 0.25              | 1.73          | 535  | 2772                 |
| 229                   | vegetables: s.t. (190-222)              | -                 | 26.46         | 965  | 5103                 |
| 230                   | banana (no.)                            | 3.17              | 2.23          | 594  | 3261                 |
| 234                   | coconut (no.)                           | 0.22              | 1.13          | 308  | 1806                 |

\* Unless otherwise specified

(Contd.)

NSS Report No. 461: Consumption of Some Important Commodities in India, 1999-2000

**Table 2R: Monthly per capita quantity and value of consumption for food items for each State and UT**

| item code                | item  | quantity<br>(kg*) | value<br>(Rs) | Rural                                   |                   |
|--------------------------|---|-------------------|---------------|---|-------------------|
|                          |   |                   |               | no. of households reporting consumption |                   |
|                          |   |                   |               | per 1000 households                     | sample households |
| (1)                      | (2)   | (3)               | (4)           | (5)                                     | (6)               |
| <b>Andhra Pradesh</b>    |   |                   |               |   |                   |
| 235                      | guava   | 0.06              | 0.33          | 188                                     | 851               |
| 240                      | mango   | 0.06              | 0.88          | 121                                     | 580               |
| 249                      | fruits (fresh) : s.t. (230-247)                   | -                 | 5.28          | 749                                     | 3968              |
| 250                      | coconut (copra)                                   | 0.03              | 0.68          | 226                                     | 1291              |
| 251                      | groundnut   | 0.05              | 0.94          | 219                                     | 1300              |
| 259                      | fruits (dry) : s.t. (250-257)                     | 0.08              | 1.69          | 347                                     | 1977              |
| 260                      | sugar - P.D.S.                                    | 0.24              | 2.96          | 716                                     | 3878              |
| 261                      | sugar - other sources                             | 0.20              | 3.20          | 513                                     | 2787              |
| 262                      | gur   | 0.05              | 0.60          | 148                                     | 829               |
| 269                      | sugar : s.t. (260-264)                            | 0.49              | 6.76          | 875                                     | 4698              |
| 279                      | salt  | 0.38              | 1.14          | 964                                     | 5092              |
| 280                      | turmeric (gm)                                     | 19.25             | 0.96          | 872                                     | 4606              |
| 281                      | black pepper (gm)                                 | 1.40              | 0.25          | 119                                     | 700               |
| 282                      | dry chillies (gm)                                 | 77.92             | 3.01          | 951                                     | 5015              |
| 283                      | garlic (gm)                                       | 34.77             | 1.32          | 886                                     | 4708              |
| 284                      | tamarind (gm)                                     | 143.58            | 4.15          | 949                                     | 5019              |
| 285                      | ginger (gm)                                       | 26.22             | 1.03          | 777                                     | 4112              |
| 286                      | curry powder (gm)                                 | 28.62             | 1.90          | 470                                     | 2398              |
| 287                      | oilseeds (gm)                                     | 2.89              | 0.13          | 140                                     | 733               |
| 288                      | other spices (gm)                                 | 35.18             | 2.47          | 839                                     | 4434              |
| 289                      | spices : s.t. (280-288)                           | -                 | 15.21         | 966                                     | 5105              |
| 290                      | tea : cups (no.)                                  | 4.30              | 4.70          | 452                                     | 2469              |
| 291                      | tea : leaf (gm)                                   | 32.49             | 4.61          | 607                                     | 3281              |
| 293                      | coffee: powder (gm)                               | 7.07              | 0.92          | 95                                      | 580               |
| 300                      | biscuits  | 0.34              | 0.86          | 185                                     | 1002              |
| 301                      | salted refreshments                               | 0.32              | 1.56          | 235                                     | 1156              |
| 302                      | prepared sweets                                   | 0.09              | 0.69          | 90                                      | 462               |
| 303                      | cooked meals (no.)                                | 0.44              | 3.48          | 44                                      | 189               |
| 305                      | pickles (gm)                                      | 17.93             | 1.13          | 272                                     | 1483              |
| 308                      | other processed food                              | -                 | 4.55          | 344                                     | 1712              |
| 309                      | beverages etc.: s.t. (290-308)                    | -                 | 23.36         | 952                                     | 4949              |
| 888                      | total food  | -                 | 274.00        | 993                                     | 5167              |
| <b>Arunachal Pradesh</b> |   |                   |               |   |                   |
| 101                      | rice - P.D.S.                                     | 5.91              | 55.85         | 646                                     | 479               |
| 102                      | rice - other sources                              | 6.91              | 79.17         | 574                                     | 561               |
| 106                      | other rice products                               | 0.15              | 1.47          | 30                                      | 15                |
| 107                      | wheat/atta - P.D.S.                               | 0.37              | 3.09          | 223                                     | 166               |
| 108                      | wheat/atta - other sources                        | 0.23              | 2.57          | 168                                     | 131               |
| 117                      | maize & products                                  | 0.60              | 4.95          | 234                                     | 227               |
| 120                      | small millets & products                          | 0.93              | 7.09          | 155                                     | 148               |
| 122                      | other cereals                                     | 0.06              | 0.66          | 47                                      | 57                |
| 129                      | cereal: s.t. (101-122)                            | 15.56             | 156.80        | 1003                                    | 828               |
| 139                      | cereal substitutes (tapioca, jackfruit seed etc.) | 0.22              | 1.26          | 74                                      | 71                |
| 140                      | arhar (tur)                                       | 0.03              | 1.04          | 72                                      | 63                |

\* Unless otherwise specified

(Contd.)

**Table 2R: Monthly per capita quantity and value of consumption for food items for each State and UT**

| item code                | item  | quantity<br>(kg*) | value<br>(Rs) | Rural                                  |                   |
|--------------------------|---|-------------------|---------------|--|-------------------|
|                          |   |                   |               | no.of households reporting consumption |                   |
|                          |   |                   |               | per 1000 households                    | sample households |
| (1)                      | (2)   | (3)               | (4)           | (5)                                    | (6)               |
| <b>Arunachal Pradesh</b> |   |                   |               |  |                   |
| 143                      | moong                                       | 0.05              | 1.36          | 96                                     | 89                |
| 144                      | masur                                       | 0.22              | 6.13          | 405                                    | 340               |
| 146                      | peas  | 0.04              | 0.71          | 33                                     | 27                |
| 147                      | soyabean                                    | 0.31              | 1.82          | 163                                    | 134               |
| 150                      | other pulses                                | 0.55              | 1.92          | 174                                    | 201               |
| 153                      | other pulse products                        | 0.06              | 0.79          | 77                                     | 69                |
| 159                      | pulses & pulse products: s.t. (140-153)     | 1.29              | 14.24         | 693                                    | 605               |
| 160                      | milk: liquid (litre)                        | 0.50              | 6.10          | 103                                    | 103               |
| 161                      | baby food                                   | 0.18              | 0.90          | 26                                     | 23                |
| 162                      | milk : condensed/ powder                    | 0.74              | 3.82          | 176                                    | 156               |
| 164                      | ghee  | 0.10              | 1.64          | 72                                     | 61                |
| 165                      | butter                                      | 0.20              | 2.72          | 98                                     | 75                |
| 167                      | other milk products                         | 0.02              | 1.05          | 44                                     | 40                |
| 169                      | milk & milk products: s.t.(160-167)         | -                 | 16.30         | 393                                    | 332               |
| 170                      | vanaspati, margarine                        | 0.05              | 1.32          | 96                                     | 69                |
| 171                      | mustard oil                                 | -                 | 10.35         | 611                                    | 562               |
| 179                      | edible oil: s.t. (170-174)                  | -                 | 12.81         | 697                                    | 622               |
| 180                      | eggs (no.)                                  | 1.84              | 4.79          | 426                                    | 350               |
| 181                      | fish, prawn                                 | 2.18              | 16.45         | 487                                    | 465               |
| 182                      | goat meat/mutton                            | 0.03              | 2.45          | 108                                    | 84                |
| 183                      | beef/ buffalo meat                          | 0.48              | 15.29         | 422                                    | 324               |
| 184                      | pork  | 0.11              | 6.24          | 195                                    | 200               |
| 185                      | chicken                                     | 0.15              | 11.32         | 363                                    | 345               |
| 186                      | others (birds, crab, oyster, tortoise etc.) | 0.05              | 2.22          | 80                                     | 90                |
| 189                      | egg, fish & meat: s.t. (180-186)            | -                 | 58.53         | 969                                    | 804               |
| 190                      | potato                                      | 1.17              | 7.67          | 639                                    | 581               |
| 191                      | onion                                       | 4.78              | 2.99          | 521                                    | 450               |
| 192                      | radish                                      | 0.48              | 1.01          | 137                                    | 179               |
| 196                      | sweet potato                                | 0.29              | 1.79          | 168                                    | 184               |
| 197                      | arum  | 0.40              | 1.99          | 180                                    | 207               |
| 198                      | pumpkin                                     | 0.96              | 4.42          | 343                                    | 305               |
| 202                      | cucumber                                    | 0.17              | 1.19          | 76                                     | 79                |
| 206                      | papaya (green)                              | 0.32              | 1.17          | 176                                    | 151               |
| 207                      | cauliflower                                 | 0.14              | 2.04          | 147                                    | 116               |
| 208                      | cabbage                                     | 0.62              | 2.60          | 293                                    | 219               |
| 210                      | brinjal                                     | 0.44              | 2.24          | 338                                    | 334               |
| 212                      | palak/other leafy vegetables                | 1.41              | 8.98          | 622                                    | 526               |
| 214                      | tomato                                      | 0.37              | 2.48          | 261                                    | 185               |
| 216                      | chillies (green)                            | 6.09              | 5.09          | 652                                    | 596               |
| 222                      | other vegetables                            | 0.81              | 8.32          | 461                                    | 395               |
| 229                      | vegetables: s.t. (190-222)                  | -                 | 56.11         | 997                                    | 826               |
| 230                      | banana (no.)                                | 2.46              | 3.58          | 257                                    | 241               |
| 237                      | orange,mausami (no.)                        | 0.89              | 1.01          | 113                                    | 119               |
| 238                      | papaya                                      | 0.07              | 0.52          | 59                                     | 73                |

\* Unless otherwise specified

(Contd.)

NSS Report No. 461: Consumption of Some Important Commodities in India, 1999-2000

**Table 2R: Monthly per capita quantity and value of consumption for food items for each State and UT**

| item code                | item  | quantity<br>(kg*) | value<br>(Rs) | Rural                                  |                   |
|--------------------------|---|-------------------|---------------|--|-------------------|
|                          |   |                   |               | no.of households reporting consumption |                   |
|                          |   |                   |               | per 1000 households                    | sample households |
| (1)                      | (2)   | (3)               | (4)           | (5)                                    | (6)               |
| <b>Arunachal Pradesh</b> |   |                   |               |  |                   |
| 245                      | apple                                       | 0.05              | 0.57          | 48                                     | 59                |
| 247                      | other fresh fruits                          | -                 | 0.99          | 97                                     | 103               |
| 249                      | fruits (fresh) : s.t. (230-247)             | -                 | 7.62          | 391                                    | 393               |
| 260                      | sugar - P.D.S.                              | 0.51              | 4.98          | 628                                    | 526               |
| 261                      | sugar - other sources                       | 4.31              | 2.59          | 280                                    | 235               |
| 269                      | sugar : s.t. (260-264)                      | 4.83              | 7.85          | 853                                    | 709               |
| 279                      | salt  | 3.13              | 2.12          | 950                                    | 799               |
| 280                      | turmeric (gm)                               | 17.76             | 1.70          | 433                                    | 386               |
| 282                      | dry chillies (gm)                           | 18.00             | 2.15          | 345                                    | 266               |
| 283                      | garlic (gm)                                 | 16.29             | 0.99          | 244                                    | 216               |
| 285                      | ginger (gm)                                 | 36.89             | 1.10          | 308                                    | 314               |
| 288                      | other spices (gm)                           | 25.01             | 1.89          | 316                                    | 297               |
| 289                      | spices : s.t. (280-288)                     | -                 | 8.39          | 799                                    | 666               |
| 290                      | tea : cups (no.)                            | 3.77              | 5.75          | 182                                    | 140               |
| 291                      | tea : leaf (gm)                             | 47.06             | 6.93          | 782                                    | 713               |
| 300                      | biscuits                                    | 3.09              | 3.39          | 331                                    | 343               |
| 308                      | other processed food                        | -                 | 0.66          | 60                                     | 73                |
| 309                      | beverages etc.: s.t. (290-308)              | -                 | 17.64         | 848                                    | 753               |
| 888                      | total food                                  | -                 | 360.00        | 1000                                   | 827               |
| <b>Assam</b>             |   |                   |               |  |                   |
| 101                      | rice - P.D.S.                               | 0.71              | 4.08          | 342                                    | 1109              |
| 102                      | rice - other sources                        | 10.94             | 124.83        | 994                                    | 3438              |
| 103                      | chira                                       | 0.12              | 1.76          | 289                                    | 995               |
| 105                      | muri  | 0.07              | 1.47          | 266                                    | 867               |
| 106                      | other rice products                         | 0.09              | 1.31          | 118                                    | 408               |
| 108                      | wheat/atta - other sources                  | 0.57              | 3.66          | 473                                    | 1655              |
| 129                      | cereal: s.t. (101-122)                      | 12.63             | 137.85        | 997                                    | 3454              |
| 143                      | moong                                       | 0.05              | 1.46          | 213                                    | 802               |
| 144                      | masur                                       | 0.37              | 9.83          | 918                                    | 3184              |
| 145                      | urd   | 0.03              | 0.59          | 136                                    | 467               |
| 147                      | soyabean                                    | 0.01              | 0.22          | 109                                    | 326               |
| 159                      | pulses & pulse products: s.t. (140-153)     | 0.51              | 13.37         | 969                                    | 3355              |
| 160                      | milk: liquid (litre)                        | 1.11              | 13.45         | 462                                    | 1686              |
| 162                      | milk : condensed/ powder                    | 0.03              | 0.81          | 97                                     | 342               |
| 169                      | milk & milk products: s.t.(160-167)         | -                 | 15.05         | 559                                    | 2003              |
| 171                      | mustard oil                                 | 0.34              | 14.46         | 984                                    | 3406              |
| 179                      | edible oil: s.t. (170-174)                  | 0.35              | 14.78         | 992                                    | 3441              |
| 180                      | eggs (no.)                                  | 1.51              | 3.11          | 570                                    | 2020              |
| 181                      | fish, prawn                                 | 0.52              | 19.24         | 894                                    | 3084              |
| 182                      | goat meat/mutton                            | 0.03              | 2.35          | 145                                    | 537               |
| 183                      | beef/ buffalo meat                          | 0.04              | 1.67          | 107                                    | 374               |
| 184                      | pork  | 0.05              | 3.05          | 144                                    | 563               |
| 185                      | chicken                                     | 0.07              | 5.07          | 260                                    | 947               |
| 186                      | others (birds, crab, oyster, tortoise etc.) | 0.02              | 0.91          | 126                                    | 441               |

\* Unless otherwise specified

(Contd.)

NSS Report No. 461: Consumption of Some Important Commodities in India, 1999-2000

**Table 2R: Monthly per capita quantity and value of consumption for food items for each State and UT**

| <b>Rural</b> |                                  |                   |               |   |                      |
|--------------|----------------------------------|-------------------|---------------|---|----------------------|
| item code    | item                             | quantity<br>(kg*) | value<br>(Rs) | no.of households<br>reporting consumption |                      |
|              |                                  |                   |               | per 1000<br>households                    | sample<br>households |
| (1)          | (2)                              | (3)               | (4)           | (5)                                       | (6)                  |
| <b>Assam</b> |                                  |                   |               |   |                      |
| 189          | egg, fish & meat: s.t. (180-186) | -                 | 35.41         | 959                                       | 3307                 |
| 190          | potato                           | 1.17              | 7.18          | 993                                       | 3438                 |
| 191          | onion                            | 0.25              | 2.62          | 897                                       | 3137                 |
| 192          | radish                           | 0.19              | 0.85          | 275                                       | 905                  |
| 197          | arum                             | 0.22              | 1.08          | 382                                       | 1385                 |
| 198          | pumpkin                          | 0.39              | 1.69          | 515                                       | 1866                 |
| 200          | gourd                            | 0.42              | 1.57          | 473                                       | 1602                 |
| 201          | bitter gourd                     | 0.06              | 0.44          | 187                                       | 672                  |
| 202          | cucumber                         | 0.11              | 0.66          | 165                                       | 582                  |
| 203          | parwal / patal                   | 0.06              | 0.53          | 168                                       | 624                  |
| 204          | jhinga / torai                   | 0.27              | 1.74          | 333                                       | 1159                 |
| 206          | papaya (green)                   | 0.33              | 1.40          | 547                                       | 1865                 |
| 207          | cauliflower                      | 0.18              | 1.22          | 266                                       | 894                  |
| 208          | cabbage                          | 0.29              | 1.45          | 360                                       | 1190                 |
| 210          | brinjal                          | 0.40              | 2.09          | 678                                       | 2317                 |
| 211          | lady's finger                    | 0.07              | 0.47          | 181                                       | 617                  |
| 212          | palak/other leafy vegetables     | 0.60              | 2.63          | 785                                       | 2735                 |
| 213          | french beans and barbati         | 0.03              | 0.29          | 126                                       | 472                  |
| 214          | tomato                           | 0.06              | 0.53          | 218                                       | 729                  |
| 216          | chillies (green)                 | 0.14              | 2.63          | 889                                       | 3098                 |
| 221          | lemon (no.)                      | 0.57              | 0.46          | 239                                       | 896                  |
| 222          | other vegetables                 | 0.53              | 2.75          | 550                                       | 1940                 |
| 229          | vegetables: s.t. (190-222)       | -                 | 34.98         | 997                                       | 3453                 |
| 230          | banana (no.)                     | 2.48              | 1.36          | 393                                       | 1395                 |
| 234          | coconut (no.)                    | 0.09              | 0.53          | 149                                       | 446                  |
| 249          | fruits (fresh) : s.t. (230-247)  | -                 | 3.91          | 590                                       | 2060                 |
| 260          | sugar - P.D.S.                   | 0.25              | 3.49          | 728                                       | 2428                 |
| 261          | sugar - other sources            | 0.16              | 3.08          | 576                                       | 2028                 |
| 262          | gur                              | 0.05              | 0.72          | 186                                       | 678                  |
| 269          | sugar : s.t. (260-264)           | 0.46              | 7.30          | 965                                       | 3334                 |
| 279          | salt                             | 0.31              | 1.30          | 996                                       | 3450                 |
| 280          | turmeric (gm)                    | 37.65             | 2.40          | 991                                       | 3420                 |
| 282          | dry chillies (gm)                | 11.67             | 0.89          | 483                                       | 1704                 |
| 283          | garlic (gm)                      | 25.38             | 1.15          | 734                                       | 2542                 |
| 285          | ginger (gm)                      | 23.74             | 0.82          | 636                                       | 2304                 |
| 286          | curry powder (gm)                | 2.70              | 0.27          | 103                                       | 368                  |
| 287          | oilseeds (gm)                    | 2.69              | 0.12          | 123                                       | 400                  |
| 288          | other spices (gm)                | 16.63             | 1.43          | 605                                       | 2106                 |
| 289          | spices : s.t. (280-288)          | -                 | 7.23          | 996                                       | 3450                 |
| 290          | tea : cups (no.)                 | 3.38              | 3.66          | 507                                       | 1735                 |
| 291          | tea : leaf (gm)                  | 48.18             | 5.10          | 932                                       | 3229                 |
| 300          | biscuits                         | 0.70              | 4.15          | 665                                       | 2319                 |
| 301          | salted refreshments              | 0.18              | 0.98          | 228                                       | 838                  |
| 302          | prepared sweets                  | 0.14              | 0.69          | 124                                       | 435                  |

\* Unless otherwise specified

(Contd.)

NSS Report No. 461: Consumption of Some Important Commodities in India, 1999-2000

**Table 2R: Monthly per capita quantity and value of consumption for food items for each State and UT**

| item code | item                                    | quantity<br>(kg*) | value<br>(Rs) | Rural                                   |                   |
|-----------|---|-------------------|---------------|---|-------------------|
|           |   |                   |               | no. of households reporting consumption |                   |
|           |   |                   |               | per 1000 households                     | sample households |
| (1)       | (2)                                     | (3)               | (4)           | (5)                                     | (6)               |
|           | <b>Assam</b>                            |                   |               |   |                   |
| 303       | cooked meals (no.)                      | 0.08              | 1.06          | 33                                      | 109               |
| 308       | other processed food                    | -                 | 0.88          | 143                                     | 462               |
| 309       | beverages etc.: s.t. (290-308)          | -                 | 16.89         | 969                                     | 3355              |
| 888       | total food                              | -                 | 288.00        | 1000                                    | 3462              |
|           | <b>Bihar</b>                            |                   |               |   |                   |
| 102       | rice - other sources                    | 7.60              | 74.91         | 986                                     | 7214              |
| 103       | chira                                   | 0.22              | 2.52          | 310                                     | 2408              |
| 105       | muri                                    | 0.07              | 1.16          | 157                                     | 1277              |
| 107       | wheat/atta - P.D.S.                     | 0.15              | 0.76          | 82                                      | 554               |
| 108       | wheat/atta - other sources              | 5.06              | 41.38         | 847                                     | 6191              |
| 117       | maize & products                        | 0.46              | 2.76          | 173                                     | 1205              |
| 129       | cereal: s.t. (101-122)                  | 13.75             | 125.15        | 998                                     | 7297              |
| 140       | arhar (tur)                             | 0.10              | 2.74          | 223                                     | 1949              |
| 141       | gram (split)                            | 0.10              | 1.75          | 245                                     | 1780              |
| 142       | gram (whole)                            | 0.04              | 0.66          | 115                                     | 950               |
| 143       | moong                                   | 0.07              | 1.69          | 182                                     | 1393              |
| 144       | masur                                   | 0.32              | 7.05          | 720                                     | 5349              |
| 148       | khesari                                 | 0.07              | 0.89          | 165                                     | 1019              |
| 159       | pulses & pulse products: s.t. (140-153) | 0.78              | 16.32         | 977                                     | 7128              |
| 160       | milk: liquid (litre)                    | 2.41              | 23.62         | 524                                     | 4046              |
| 163       | curd                                    | 0.05              | 0.84          | 70                                      | 556               |
| 164       | ghee                                    | 0.01              | 0.91          | 41                                      | 478               |
| 169       | milk & milk products: s.t.(160-167)     | -                 | 25.77         | 555                                     | 4258              |
| 170       | vanaspati, margarine                    | 0.03              | 1.26          | 170                                     | 1491              |
| 171       | mustard oil                             | 0.35              | 14.35         | 965                                     | 7076              |
| 179       | edible oil: s.t. (170-174)              | 0.40              | 16.02         | 992                                     | 7254              |
| 180       | eggs (no.)                              | 0.46              | 0.85          | 125                                     | 1019              |
| 181       | fish, prawn                             | 0.15              | 4.96          | 454                                     | 3391              |
| 182       | goat meat/mutton                        | 0.04              | 3.45          | 166                                     | 1370              |
| 185       | chicken                                 | 0.02              | 1.18          | 76                                      | 640               |
| 189       | egg, fish & meat: s.t. (180-186)        | -                 | 10.95         | 616                                     | 4656              |
| 190       | potato                                  | 2.87              | 12.03         | 988                                     | 7228              |
| 191       | onion                                   | 0.56              | 3.66          | 901                                     | 6637              |
| 192       | radish                                  | 0.28              | 0.74          | 303                                     | 2262              |
| 198       | pumpkin                                 | 0.35              | 1.02          | 292                                     | 2174              |
| 200       | gourd                                   | 0.17              | 0.43          | 117                                     | 889               |
| 203       | parwal / patal                          | 0.11              | 0.87          | 218                                     | 1775              |
| 204       | jhinga / torai                          | 0.36              | 1.36          | 277                                     | 2064              |
| 207       | cauliflower                             | 0.28              | 1.45          | 306                                     | 2193              |
| 208       | cabbage                                 | 0.20              | 0.76          | 218                                     | 1675              |
| 210       | brinjal                                 | 0.50              | 2.30          | 612                                     | 4509              |
| 211       | lady's finger                           | 0.23              | 1.02          | 297                                     | 2289              |
| 212       | palak/other leafy vegetables            | 0.49              | 1.27          | 426                                     | 3241              |
| 214       | tomato                                  | 0.18              | 0.87          | 286                                     | 2302              |

\* Unless otherwise specified

(Contd.)

NSS Report No. 461: Consumption of Some Important Commodities in India, 1999-2000

**Table 2R: Monthly per capita quantity and value of consumption for food items for each State and UT**

| item code    | item  | quantity<br>(kg*) | value<br>(Rs) | Rural                                  |                   |
|--------------|---|-------------------|---------------|--|-------------------|
|              |   |                   |               | no.of households reporting consumption |                   |
|              |   |                   |               | per 1000 households                    | sample households |
| (1)          | (2)   | (3)               | (4)           | (5)                                    | (6)               |
| <b>Bihar</b> |   |                   |               |  |                   |
| 216          | chillies (green)                                  | 0.16              | 0.91          | 553                                    | 4221              |
| 221          | lemon (no.)                                       | 0.32              | 0.23          | 156                                    | 1350              |
| 222          | other vegetables                                  | 0.14              | 0.49          | 158                                    | 1159              |
| 229          | vegetables: s.t. (190-222)                        | -                 | 30.63         | 998                                    | 7294              |
| 230          | banana (no.)                                      | 1.84              | 0.87          | 244                                    | 1957              |
| 235          | guava   | 0.06              | 0.37          | 113                                    | 899               |
| 240          | mango   | 0.07              | 0.78          | 74                                     | 618               |
| 249          | fruits (fresh) : s.t. (230-247)                   | -                 | 3.17          | 424                                    | 3353              |
| 260          | sugar - P.D.S.                                    | 0.13              | 1.72          | 347                                    | 2578              |
| 261          | sugar - other sources                             | 0.24              | 4.08          | 622                                    | 4778              |
| 262          | gur   | 0.06              | 0.71          | 205                                    | 1550              |
| 269          | sugar : s.t. (260-264)                            | 0.44              | 6.53          | 889                                    | 6588              |
| 279          | salt  | 0.34              | 1.14          | 992                                    | 7252              |
| 280          | turmeric (gm)                                     | 42.13             | 1.87          | 926                                    | 6822              |
| 281          | black pepper (gm)                                 | 3.46              | 0.79          | 295                                    | 2296              |
| 282          | dry chillies (gm)                                 | 32.59             | 1.62          | 770                                    | 5655              |
| 283          | garlic (gm)                                       | 37.59             | 1.13          | 743                                    | 5516              |
| 285          | ginger (gm)                                       | 9.57              | 0.33          | 290                                    | 2374              |
| 287          | oilseeds (gm)                                     | 12.18             | 0.32          | 334                                    | 2439              |
| 288          | other spices (gm)                                 | 52.43             | 3.15          | 896                                    | 6624              |
| 289          | spices : s.t. (280-288)                           | -                 | 9.40          | 994                                    | 7269              |
| 290          | tea : cups (no.)                                  | 2.59              | 2.78          | 392                                    | 2935              |
| 291          | tea : leaf (gm)                                   | 17.84             | 2.22          | 476                                    | 3824              |
| 300          | biscuits  | 0.88              | 1.44          | 345                                    | 2782              |
| 301          | salted refreshments                               | 0.40              | 1.07          | 189                                    | 1560              |
| 302          | prepared sweets                                   | 0.04              | 1.00          | 143                                    | 1210              |
| 303          | cooked meals (no.)                                | 0.11              | 0.94          | 28                                     | 245               |
| 309          | beverages etc.: s.t. (290-308)                    | -                 | 10.36         | 827                                    | 6252              |
| 888          | total food  | -                 | 256.00        | 1000                                   | 7311              |
| <b>Goa</b>   |   |                   |               |  |                   |
| 101          | rice - P.D.S.                                     | 1.84              | 17.42         | 561                                    | 106               |
| 102          | rice - other sources                              | 6.60              | 82.25         | 903                                    | 170               |
| 107          | wheat/atta - P.D.S.                               | 0.92              | 6.69          | 492                                    | 87                |
| 108          | wheat/atta - other sources                        | 0.68              | 6.99          | 351                                    | 80                |
| 111          | suji, rawa  | 0.13              | 1.72          | 443                                    | 96                |
| 113          | bread (bakery)                                    | 0.71              | 13.26         | 616                                    | 119               |
| 115          | jowar & products                                  | 0.22              | 2.55          | 83                                     | 14                |
| 129          | cereal: s.t. (101-122)                            | 11.16             | 131.78        | 1000                                   | 192               |
| 139          | cereal substitutes (tapioca, jackfruit seed etc.) | 0.02              | 0.44          | 150                                    | 25                |
| 140          | arhar (tur)                                       | 0.24              | 8.18          | 724                                    | 138               |
| 141          | gram (split)                                      | 0.07              | 1.54          | 308                                    | 57                |
| 143          | moong   | 0.08              | 2.07          | 325                                    | 70                |
| 144          | masur   | 0.07              | 1.89          | 365                                    | 73                |
| 146          | peas  | 0.06              | 1.10          | 223                                    | 42                |

\* Unless otherwise specified

(Contd.)

NSS Report No. 461: Consumption of Some Important Commodities in India, 1999-2000



**Table 2R: Monthly per capita quantity and value of consumption for food items for each State and UT**

| item code | item                                    | quantity<br>(kg*) | value<br>(Rs) | Rural                                  |                   |
|-----------|---|-------------------|---------------|--|-------------------|
|           |   |                   |               | no.of households reporting consumption |                   |
|           |   |                   |               | per 1000 households                    | sample households |
| (1)       | (2)                                     | (3)               | (4)           | (5)                                    | (6)               |
|           | <b>Goa</b>                              |                   |               |  |                   |
| 152       | besan                                   | 0.02              | 0.49          | 135                                    | 26                |
| 159       | pulses & pulse products: s.t. (140-153) | 0.59              | 16.42         | 899                                    | 175               |
| 160       | milk: liquid (litre)                    | 3.16              | 44.47         | 773                                    | 153               |
| 162       | milk : condensed/ powder                | 0.01              | 0.91          | 37                                     | 6                 |
| 164       | ghee                                    | 0.01              | 1.23          | 59                                     | 19                |
| 166       | ice-cream                               | -                 | 0.54          | 48                                     | 14                |
| 169       | milk & milk products: s.t.(160-167)     | -                 | 47.65         | 805                                    | 157               |
| 170       | vanaspati, margarine                    | 0.03              | 1.42          | 156                                    | 37                |
| 172       | groundnut oil                           | 0.16              | 7.12          | 300                                    | 60                |
| 174       | edible oil (others)                     | 0.30              | 10.65         | 700                                    | 124               |
| 179       | edible oil: s.t. (170-174)              | 0.50              | 19.60         | 974                                    | 188               |
| 180       | eggs (no.)                              | 2.50              | 3.92          | 549                                    | 112               |
| 181       | fish, prawn                             | 2.26              | 58.62         | 957                                    | 180               |
| 182       | goat meat/mutton                        | 0.05              | 5.23          | 186                                    | 34                |
| 183       | beef/ buffalo meat                      | 0.07              | 3.21          | 139                                    | 30                |
| 184       | pork                                    | 0.03              | 1.40          | 92                                     | 13                |
| 185       | chicken                                 | 0.10              | 6.47          | 287                                    | 69                |
| 189       | egg, fish & meat: s.t. (180-186)        | -                 | 78.85         | 974                                    | 184               |
| 190       | potato                                  | 0.43              | 3.53          | 947                                    | 185               |
| 191       | onion                                   | 0.78              | 5.90          | 1000                                   | 192               |
| 192       | radish                                  | 0.04              | 0.47          | 156                                    | 33                |
| 193       | carrot                                  | 0.05              | 0.72          | 176                                    | 36                |
| 202       | cucumber                                | 0.06              | 0.79          | 212                                    | 43                |
| 207       | cauliflower                             | 0.17              | 1.95          | 462                                    | 101               |
| 208       | cabbage                                 | 0.29              | 3.39          | 770                                    | 154               |
| 210       | brinjal                                 | 0.17              | 1.79          | 511                                    | 107               |
| 211       | lady's finger                           | 0.12              | 1.77          | 409                                    | 83                |
| 212       | palak/other leafy vegetables            | 0.25              | 2.93          | 593                                    | 114               |
| 213       | french beans and barbati                | 0.05              | 0.63          | 194                                    | 34                |
| 214       | tomato                                  | 0.59              | 6.36          | 931                                    | 181               |
| 216       | chillies (green)                        | 0.16              | 3.05          | 960                                    | 182               |
| 221       | lemon (no.)                             | 1.51              | 1.15          | 641                                    | 122               |
| 222       | other vegetables                        | 0.17              | 0.95          | 268                                    | 40                |
| 229       | vegetables: s.t. (190-222)              | -                 | 36.79         | 1000                                   | 192               |
| 230       | banana (no.)                            | 4.77              | 4.36          | 762                                    | 156               |
| 234       | coconut (no.)                           | 5.43              | 38.16         | 988                                    | 190               |
| 237       | orange,mausami (no.)                    | 0.28              | 0.74          | 139                                    | 27                |
| 240       | mango                                   | 0.20              | 1.52          | 82                                     | 20                |
| 245       | apple                                   | 0.04              | 2.19          | 195                                    | 38                |
| 246       | grapes                                  | 0.02              | 0.72          | 85                                     | 24                |
| 247       | other fresh fruits                      | -                 | 0.92          | 118                                    | 25                |
| 249       | fruits (fresh) : s.t. (230-247)         | -                 | 49.03         | 1000                                   | 192               |
| 251       | groundnut                               | 0.02              | 0.60          | 131                                    | 25                |
| 253       | cashewnut                               | 0.02              | 1.46          | 105                                    | 24                |

\* Unless otherwise specified

(Contd.)

NSS Report No. 461: Consumption of Some Important Commodities in India, 1999-2000

**Table 2R: Monthly per capita quantity and value of consumption for food items for each State and UT**

| <b>Rural</b>   |   |                   |               |  |                      |
|----------------|---|-------------------|---------------|--|----------------------|
| item code      | item                                    | quantity<br>(kg*) | value<br>(Rs) | no. of households<br>reporting consumption |                      |
|                |   |                   |               | per 1000<br>households                     | sample<br>households |
| (1)            | (2)                                     | (3)               | (4)           | (5)  | (6)                  |
| <b>Goa</b>     |   |                   |               |  |                      |
| 259            | fruits (dry) : s.t. (250-257)           | 0.04              | 2.51          | 257  | 50                   |
| 260            | sugar - P.D.S.                          | 0.36              | 4.34          | 831  | 160                  |
| 261            | sugar - other sources                   | 0.68              | 10.64         | 981  | 187                  |
| 262            | gur                                     | 0.07              | 0.91          | 296  | 61                   |
| 269            | sugar : s.t. (260-264)                  | 1.11              | 15.93         | 994  | 191                  |
| 279            | salt                                    | 0.29              | 1.51          | 991  | 191                  |
| 280            | turmeric (gm)                           | 25.71             | 1.72          | 1000                                       | 192                  |
| 281            | black pepper (gm)                       | 5.12              | 1.01          | 467  | 102                  |
| 282            | dry chillies (gm)                       | 77.71             | 5.55          | 909  | 179                  |
| 283            | garlic (gm)                             | 50.00             | 2.24          | 968  | 187                  |
| 284            | tamarind (gm)                           | 26.06             | 1.02          | 514  | 100                  |
| 285            | ginger (gm)                             | 19.83             | 1.14          | 631  | 134                  |
| 286            | curry powder (gm)                       | 9.49              | 0.99          | 281  | 67                   |
| 287            | oilseeds (gm)                           | 11.88             | 0.59          | 363  | 60                   |
| 288            | other spices (gm)                       | 41.24             | 3.85          | 960  | 172                  |
| 289            | spices : s.t. (280-288)                 | -                 | 18.10         | 1000                                       | 192                  |
| 290            | tea : cups (no.)                        | 5.15              | 11.29         | 552  | 106                  |
| 291            | tea : leaf (gm)                         | 105.77            | 14.15         | 979  | 189                  |
| 293            | coffee: powder (gm)                     | 3.59              | 1.28          | 132  | 25                   |
| 295            | cold beverages: bottled/canned (no.)    | 0.74              | 5.29          | 304  | 74                   |
| 298            | other beverages (cocoa, chocolate etc.) | -                 | 0.52          | 45   | 12                   |
| 300            | biscuits                                | 2.32              | 4.19          | 489  | 113                  |
| 301            | salted refreshments                     | 0.02              | 0.91          | 122  | 26                   |
| 302            | prepared sweets                         | 0.02              | 1.78          | 96   | 27                   |
| 303            | cooked meals (no.)                      | 0.49              | 8.54          | 113  | 23                   |
| 304            | cake, pastry                            | 2.03              | 1.24          | 74   | 15                   |
| 305            | pickles (gm)                            | 11.37             | 1.10          | 313  | 73                   |
| 308            | other processed food                    | -                 | 1.51          | 130  | 23                   |
| 309            | beverages etc.: s.t. (290-308)          | -                 | 52.25         | 1000                                       | 192                  |
| 888            | total food                              | -                 | 471.00        | 1000                                       | 192                  |
| <b>Gujarat</b> |   |                   |               |  |                      |
| 101            | rice - P.D.S.                           | 0.38              | 2.40          | 436  | 1076                 |
| 102            | rice - other sources                    | 1.56              | 18.74         | 833  | 2059                 |
| 103            | chira                                   | 0.12              | 1.17          | 72   | 189                  |
| 107            | wheat/atta - P.D.S.                     | 0.55              | 1.92          | 338  | 813                  |
| 108            | wheat/atta - other sources              | 3.04              | 24.49         | 702  | 1766                 |
| 115            | jowar & products                        | 0.36              | 2.68          | 110  | 341                  |
| 116            | bajra & products                        | 2.84              | 20.71         | 564  | 1464                 |
| 117            | maize & products                        | 1.19              | 7.44          | 168  | 383                  |
| 129            | cereal: s.t. (101-122)                  | 10.19             | 80.84         | 983  | 2454                 |
| 140            | arhar (tur)                             | 0.38              | 11.13         | 866  | 2147                 |
| 141            | gram (split)                            | 0.06              | 1.28          | 296  | 722                  |
| 142            | gram (whole)                            | 0.03              | 0.60          | 175  | 511                  |
| 143            | moong                                   | 0.28              | 6.90          | 795  | 2013                 |

\* Unless otherwise specified

(Contd.)

**Table 2R: Monthly per capita quantity and value of consumption for food items for each State and UT**

| item code      | item                                    | quantity<br>(kg*) | value<br>(Rs) | Rural                                     |                      |
|----------------|---|-------------------|---------------|---|----------------------|
|                |   |                   |               | no.of households<br>reporting consumption |                      |
|                |   |                   |               | per 1000<br>households                    | sample<br>households |
| (1)            | (2)                                     | (3)               | (4)           | (5)                                       | (6)                  |
| <b>Gujarat</b> |   |                   |               |   |                      |
| 145            | urd                                     | 0.04              | 1.04          | 178                                       | 483                  |
| 150            | other pulses                            | 0.05              | 1.15          | 182                                       | 443                  |
| 152            | besan                                   | 0.06              | 1.25          | 384                                       | 1007                 |
| 159            | pulses & pulse products: s.t. (140-153) | 0.92              | 23.70         | 982                                       | 2453                 |
| 160            | milk: liquid (litre)                    | 5.42              | 66.95         | 929                                       | 2353                 |
| 164            | ghee                                    | 0.07              | 10.20         | 326                                       | 885                  |
| 167            | other milk products                     | 0.62              | 0.92          | 148                                       | 380                  |
| 169            | milk & milk products: s.t.(160-167)     | -                 | 78.60         | 931                                       | 2357                 |
| 171            | mustard oil                             | 0.03              | 1.15          | 53  | 127                  |
| 172            | groundnut oil                           | 0.58              | 25.98         | 690                                       | 1791                 |
| 174            | edible oil (others)                     | 0.20              | 7.39          | 313                                       | 727                  |
| 179            | edible oil: s.t. (170-174)              | 0.82              | 34.91         | 983                                       | 2454                 |
| 180            | eggs (no.)                              | 0.37              | 0.65          | 94  | 241                  |
| 181            | fish, prawn                             | 0.03              | 0.89          | 64  | 157                  |
| 182            | goat meat/mutton                        | 0.03              | 1.77          | 95  | 254                  |
| 185            | chicken                                 | 0.01              | 0.90          | 57  | 161                  |
| 189            | egg, fish & meat: s.t. (180-186)        | -                 | 4.55          | 205                                       | 504                  |
| 190            | potato                                  | 1.07              | 6.14          | 979                                       | 2440                 |
| 191            | onion                                   | 0.76              | 4.73          | 961                                       | 2395                 |
| 192            | radish                                  | 0.05              | 0.29          | 130                                       | 352                  |
| 193            | carrot                                  | 0.04              | 0.31          | 118                                       | 322                  |
| 200            | gourd                                   | 0.26              | 2.08          | 560                                       | 1450                 |
| 201            | bitter gourd                            | 0.06              | 0.70          | 220                                       | 508                  |
| 203            | parwal / patal                          | 0.04              | 0.46          | 143                                       | 334                  |
| 204            | jhinga / torai                          | 0.05              | 0.49          | 144                                       | 335                  |
| 207            | cauliflower                             | 0.17              | 1.77          | 377                                       | 1015                 |
| 208            | cabbage                                 | 0.26              | 2.54          | 597                                       | 1497                 |
| 210            | brinjal                                 | 0.55              | 4.09          | 902                                       | 2265                 |
| 211            | lady's finger                           | 0.16              | 1.91          | 424                                       | 1072                 |
| 212            | palak/other leafy vegetables            | 0.21              | 1.76          | 485                                       | 1238                 |
| 214            | tomato                                  | 0.36              | 3.45          | 820                                       | 2063                 |
| 216            | chillies (green)                        | 0.36              | 2.18          | 825                                       | 2108                 |
| 221            | lemon (no.)                             | 1.18              | 0.79          | 400                                       | 1019                 |
| 222            | other vegetables                        | 0.34              | 3.21          | 595                                       | 1493                 |
| 229            | vegetables: s.t. (190-222)              | -                 | 38.03         | 982                                       | 2453                 |
| 230            | banana (no.)                            | 2.36              | 1.83          | 374                                       | 979                  |
| 235            | guava                                   | 0.04              | 0.36          | 102                                       | 281                  |
| 240            | mango                                   | 0.13              | 2.09          | 123                                       | 329                  |
| 245            | apple                                   | 0.02              | 0.58          | 69  | 228                  |
| 247            | other fresh fruits                      | -                 | 1.04          | 209                                       | 553                  |
| 249            | fruits (fresh) : s.t. (230-247)         | -                 | 6.85          | 623                                       | 1608                 |
| 251            | groundnut                               | 0.04              | 0.99          | 197                                       | 549                  |
| 259            | fruits (dry) : s.t. (250-257)           | 0.06              | 1.64          | 228                                       | 643                  |
| 260            | sugar - P.D.S.                          | 0.32              | 3.88          | 789                                       | 2017                 |

\* Unless otherwise specified

(Contd.)

NSS Report No. 461: Consumption of Some Important Commodities in India, 1999-2000

**Table 2R: Monthly per capita quantity and value of consumption for food items for each State and UT**

| item code      | item                                    | quantity<br>(kg*) | value<br>(Rs) | Rural                                   |                   |
|----------------|---|-------------------|---------------|---|-------------------|
|                |   |                   |               | no. of households reporting consumption |                   |
|                |   |                   |               | per 1000 households                     | sample households |
| (1)            | (2)                                     | (3)               | (4)           | (5)                                     | (6)               |
| <b>Gujarat</b> |   |                   |               |   |                   |
| 261            | sugar - other sources                   | 0.61              | 9.74          | 938                                     | 2345              |
| 262            | gur                                     | 0.24              | 3.48          | 644                                     | 1670              |
| 269            | sugar : s.t. (260-264)                  | 1.16              | 17.11         | 976                                     | 2443              |
| 279            | salt                                    | 0.30              | 0.71          | 983                                     | 2454              |
| 280            | turmeric (gm)                           | 35.06             | 2.11          | 981                                     | 2451              |
| 281            | black pepper (gm)                       | 2.28              | 0.54          | 233                                     | 601               |
| 282            | dry chillies (gm)                       | 61.84             | 4.08          | 967                                     | 2417              |
| 283            | garlic (gm)                             | 48.06             | 1.75          | 903                                     | 2249              |
| 284            | tamarind (gm)                           | 9.31              | 0.26          | 218                                     | 575               |
| 285            | ginger (gm)                             | 14.80             | 0.87          | 418                                     | 1114              |
| 286            | curry powder (gm)                       | 8.31              | 0.71          | 240                                     | 546               |
| 287            | oilseeds (gm)                           | 10.84             | 0.49          | 392                                     | 1011              |
| 288            | other spices (gm)                       | 36.51             | 3.21          | 855                                     | 2178              |
| 289            | spices : s.t. (280-288)                 | -                 | 14.02         | 982                                     | 2453              |
| 290            | tea : cups (no.)                        | 1.60              | 2.99          | 309                                     | 798               |
| 291            | tea : leaf (gm)                         | 103.05            | 14.67         | 968                                     | 2421              |
| 300            | biscuits                                | 0.88              | 1.79          | 387                                     | 1018              |
| 301            | salted refreshments                     | 0.72              | 1.92          | 338                                     | 897               |
| 302            | prepared sweets                         | 0.02              | 0.85          | 76                                      | 210               |
| 303            | cooked meals (no.)                      | 0.49              | 3.98          | 73                                      | 165               |
| 305            | pickles (gm)                            | 7.19              | 0.49          | 104                                     | 313               |
| 308            | other processed food                    | -                 | 0.97          | 153                                     | 388               |
| 309            | beverages etc.: s.t. (290-308)          | -                 | 28.78         | 993                                     | 2466              |
| 888            | total food                              | -                 | 330.00        | 1000                                    | 2478              |
| <b>Haryana</b> |   |                   |               |   |                   |
| 102            | rice - other sources                    | 0.99              | 11.02         | 843                                     | 954               |
| 108            | wheat/atta - other sources              | 9.90              | 64.70         | 990                                     | 1115              |
| 111            | suji, rawa                              | 0.02              | 0.22          | 116                                     | 136               |
| 116            | bajra & products                        | 0.30              | 1.75          | 114                                     | 133               |
| 129            | cereal: s.t. (101-122)                  | 11.37             | 78.89         | 1000                                    | 1129              |
| 141            | gram (split)                            | 0.20              | 3.83          | 800                                     | 904               |
| 142            | gram (whole)                            | 0.06              | 1.14          | 254                                     | 299               |
| 143            | moong                                   | 0.17              | 4.68          | 839                                     | 968               |
| 144            | masur                                   | 0.25              | 3.97          | 758                                     | 871               |
| 145            | urd                                     | 0.10              | 2.57          | 478                                     | 526               |
| 150            | other pulses                            | 0.03              | 0.86          | 151                                     | 172               |
| 152            | besan                                   | 0.17              | 3.32          | 713                                     | 836               |
| 159            | pulses & pulse products: s.t. (140-153) | 1.01              | 21.02         | 997                                     | 1126              |
| 160            | milk: liquid (litre)                    | 13.88             | 141.51        | 985                                     | 1112              |
| 164            | ghee                                    | 0.14              | 21.41         | 376                                     | 416               |
| 165            | butter                                  | 0.01              | 0.51          | 7                                       | 8                 |
| 169            | milk & milk products: s.t.(160-167)     | -                 | 164.46        | 994                                     | 1125              |
| 170            | vanaspati, margarine                    | 0.20              | 7.48          | 481                                     | 495               |
| 171            | mustard oil                             | 0.18              | 6.90          | 589                                     | 675               |

\* Unless otherwise specified

(Contd.)

**Table 2R: Monthly per capita quantity and value of consumption for food items for each State and UT**

| item code      | item                             | quantity<br>(kg*) | value<br>(Rs) | Rural                                  |                   |
|----------------|----------------------------------|-------------------|---------------|--|-------------------|
|                |                                  |                   |               | no.of households reporting consumption |                   |
|                |                                  |                   |               | per 1000 households                    | sample households |
| (1)            | (2)                              | (3)               | (4)           | (5)                                    | (6)               |
| <b>Haryana</b> |                                  |                   |               |  |                   |
| 179            | edible oil: s.t. (170-174)       | 0.39              | 14.76         | 841                                    | 926               |
| 180            | eggs (no.)                       | 0.24              | 0.50          | 65                                     | 71                |
| 182            | goat meat/mutton                 | 0.03              | 1.27          | 40                                     | 50                |
| 189            | egg, fish & meat: s.t. (180-186) | -                 | 2.77          | 119                                    | 135               |
| 190            | potato                           | 1.39              | 6.08          | 992                                    | 1117              |
| 191            | onion                            | 0.80              | 6.00          | 976                                    | 1101              |
| 192            | radish                           | 0.14              | 0.49          | 234                                    | 269               |
| 193            | carrot                           | 0.24              | 1.00          | 330                                    | 360               |
| 197            | arum                             | 0.07              | 0.65          | 134                                    | 141               |
| 198            | pumpkin                          | 0.12              | 0.78          | 276                                    | 325               |
| 200            | gourd                            | 0.37              | 2.28          | 495                                    | 550               |
| 201            | bitter gourd                     | 0.05              | 0.57          | 154                                    | 149               |
| 204            | jhinga / torai                   | 0.06              | 0.56          | 134                                    | 150               |
| 207            | cauliflower                      | 0.28              | 1.50          | 430                                    | 484               |
| 208            | cabbage                          | 0.09              | 0.56          | 179                                    | 204               |
| 210            | brinjal                          | 0.31              | 2.01          | 591                                    | 682               |
| 211            | lady's finger                    | 0.20              | 1.91          | 393                                    | 423               |
| 212            | palak/other leafy vegetables     | 0.31              | 1.33          | 396                                    | 412               |
| 214            | tomato                           | 0.51              | 5.05          | 880                                    | 1013              |
| 215            | peas                             | 0.10              | 0.98          | 256                                    | 279               |
| 216            | chillies (green)                 | 0.10              | 1.40          | 626                                    | 734               |
| 221            | lemon (no.)                      | 1.35              | 1.47          | 338                                    | 387               |
| 222            | other vegetables                 | 0.09              | 0.60          | 88                                     | 97                |
| 229            | vegetables: s.t. (190-222)       | -                 | 35.87         | 1000                                   | 1129              |
| 230            | banana (no.)                     | 3.43              | 3.54          | 551                                    | 641               |
| 235            | guava                            | 0.07              | 0.57          | 179                                    | 210               |
| 240            | mango                            | 0.16              | 2.34          | 178                                    | 186               |
| 245            | apple                            | 0.05              | 1.29          | 163                                    | 191               |
| 247            | other fresh fruits               | -                 | 0.64          | 95                                     | 126               |
| 249            | fruits (fresh) : s.t. (230-247)  | -                 | 9.87          | 725                                    | 836               |
| 251            | groundnut                        | 0.02              | 0.69          | 122                                    | 143               |
| 257            | other dry fruits                 | -                 | 0.61          | 2                                      | 2                 |
| 259            | fruits (dry) : s.t. (250-257)    | 0.03              | 1.42          | 143                                    | 168               |
| 260            | sugar - P.D.S.                   | 0.29              | 3.43          | 746                                    | 820               |
| 261            | sugar - other sources            | 1.55              | 25.15         | 985                                    | 1109              |
| 262            | gur                              | 0.17              | 1.82          | 227                                    | 273               |
| 269            | sugar : s.t. (260-264)           | 2.01              | 30.42         | 1000                                   | 1128              |
| 279            | salt                             | 0.29              | 1.14          | 996                                    | 1120              |
| 280            | turmeric (gm)                    | 49.54             | 2.85          | 996                                    | 1126              |
| 282            | dry chillies (gm)                | 61.99             | 4.18          | 981                                    | 1111              |
| 283            | garlic (gm)                      | 47.27             | 1.71          | 713                                    | 846               |
| 285            | ginger (gm)                      | 20.55             | 0.81          | 364                                    | 410               |
| 288            | other spices (gm)                | 29.62             | 3.36          | 771                                    | 871               |
| 289            | spices : s.t. (280-288)          | -                 | 13.14         | 1000                                   | 1129              |

\* Unless otherwise specified

(Contd.)

NSS Report No. 461: Consumption of Some Important Commodities in India, 1999-2000

**Table 2R: Monthly per capita quantity and value of consumption for food items for each State and UT**

| item code               | item                                    | quantity<br>(kg*) | value<br>(Rs) | Rural                                  |                   |
|-------------------------|---|-------------------|---------------|--|-------------------|
|                         |   |                   |               | no.of households reporting consumption |                   |
|                         |   |                   |               | per 1000 households                    | sample households |
| (1)                     | (2)                                     | (3)               | (4)           | (5)                                    | (6)               |
| <b>Haryana</b>          |   |                   |               |  |                   |
| 290                     | tea : cups (no.)                        | 2.36              | 1.92          | 140                                    | 164               |
| 291                     | tea : leaf (gm)                         | 100.33            | 12.36         | 981                                    | 1102              |
| 295                     | cold beverages: bottled/canned (no.)    | 0.10              | 0.97          | 59                                     | 60                |
| 296                     | fruit juice and shake (glass)           | 0.07              | 0.67          | 20                                     | 20                |
| 300                     | biscuits                                | 0.79              | 1.53          | 382                                    | 447               |
| 301                     | salted refreshments                     | 0.14              | 0.85          | 209                                    | 214               |
| 302                     | prepared sweets                         | 0.09              | 2.09          | 149                                    | 173               |
| 303                     | cooked meals (no.)                      | 0.06              | 0.86          | 26                                     | 26                |
| 305                     | pickles (gm)                            | 20.38             | 0.76          | 210                                    | 198               |
| 308                     | other processed food                    | -                 | 0.50          | 48                                     | 67                |
| 309                     | beverages etc.: s.t. (290-308)          | -                 | 22.78         | 998                                    | 1128              |
| 888                     | total food                              | -                 | 397.00        | 1000                                   | 1132              |
| <b>Himachal Pradesh</b> |   |                   |               |  |                   |
| 101                     | rice - P.D.S.                           | 1.52              | 15.98         | 360                                    | 631               |
| 102                     | rice - other sources                    | 2.65              | 30.38         | 669                                    | 1066              |
| 107                     | wheat/atta - P.D.S.                     | 1.27              | 10.72         | 206                                    | 371               |
| 108                     | wheat/atta -other sources               | 5.14              | 43.87         | 804                                    | 1295              |
| 111                     | suji, rawa                              | 0.05              | 0.49          | 214                                    | 352               |
| 113                     | bread (bakery)                          | 0.04              | 0.62          | 101                                    | 142               |
| 117                     | maize & products                        | 2.06              | 13.93         | 478                                    | 759               |
| 129                     | cereal: s.t. (101-122)                  | 12.86             | 117.16        | 987                                    | 1617              |
| 141                     | gram (split)                            | 0.31              | 6.07          | 910                                    | 1467              |
| 142                     | gram (whole)                            | 0.14              | 2.73          | 552                                    | 915               |
| 143                     | moong                                   | 0.11              | 2.83          | 494                                    | 816               |
| 144                     | masur                                   | 0.15              | 4.11          | 645                                    | 1057              |
| 145                     | urd                                     | 0.31              | 7.87          | 888                                    | 1449              |
| 150                     | other pulses                            | 0.23              | 6.59          | 643                                    | 1099              |
| 152                     | besan                                   | 0.07              | 1.36          | 350                                    | 588               |
| 159                     | pulses & pulse products: s.t. (140-153) | 1.35              | 32.47         | 987                                    | 1616              |
| 160                     | milk: liquid (litre)                    | 7.87              | 84.00         | 906                                    | 1499              |
| 162                     | milk : condensed/ powder                | 0.31              | 1.48          | 73                                     | 109               |
| 164                     | ghee                                    | 0.09              | 9.10          | 251                                    | 444               |
| 169                     | milk & milk products: s.t.(160-167)     | -                 | 95.29         | 980                                    | 1606              |
| 170                     | vanaspati, margarine                    | 0.19              | 7.75          | 605                                    | 980               |
| 171                     | mustard oil                             | 0.33              | 15.39         | 785                                    | 1262              |
| 174                     | edible oil (others)                     | 0.09              | 3.83          | 208                                    | 388               |
| 179                     | edible oil: s.t. (170-174)              | 0.61              | 27.00         | 983                                    | 1612              |
| 180                     | eggs (no.)                              | 0.71              | 1.28          | 135                                    | 231               |
| 182                     | goat meat/mutton                        | 0.12              | 5.85          | 215                                    | 391               |
| 185                     | chicken                                 | 0.01              | 0.84          | 34                                     | 58                |
| 189                     | egg, fish & meat: s.t. (180-186)        | -                 | 8.77          | 305                                    | 535               |
| 190                     | potato                                  | 1.03              | 5.29          | 962                                    | 1591              |
| 191                     | onion                                   | 0.63              | 5.35          | 965                                    | 1576              |
| 192                     | radish                                  | 0.10              | 0.50          | 181                                    | 298               |

\* Unless otherwise specified

(Contd.)

NSS Report No. 461: Consumption of Some Important Commodities in India, 1999-2000

**Table 2R: Monthly per capita quantity and value of consumption for food items for each State and UT**

| item code               | item                            | quantity<br>(kg*) | value<br>(Rs) | Rural                                   |                   |
|-------------------------|---------------------------------|-------------------|---------------|---|-------------------|
|                         |                                 |                   |               | no. of households reporting consumption |                   |
|                         |                                 |                   |               | per 1000 households                     | sample households |
| (1)                     | (2)                             | (3)               | (4)           | (5)                                     | (6)               |
| <b>Himachal Pradesh</b> |                                 |                   |               |   |                   |
| 193                     | carrot                          | 0.12              | 0.63          | 209                                     | 320               |
| 198                     | pumpkin                         | 0.08              | 0.54          | 146                                     | 258               |
| 200                     | gourd                           | 0.14              | 1.00          | 231                                     | 365               |
| 202                     | cucumber                        | 0.08              | 0.58          | 113                                     | 173               |
| 207                     | cauliflower                     | 0.43              | 2.88          | 594                                     | 974               |
| 208                     | cabbage                         | 0.23              | 1.68          | 433                                     | 740               |
| 210                     | brinjal                         | 0.13              | 1.07          | 283                                     | 450               |
| 211                     | lady's finger                   | 0.15              | 1.41          | 261                                     | 406               |
| 212                     | palak/other leafy vegetables    | 0.27              | 1.36          | 385                                     | 607               |
| 214                     | tomato                          | 0.39              | 4.23          | 691                                     | 1163              |
| 215                     | peas                            | 0.10              | 1.13          | 232                                     | 368               |
| 216                     | chillies (green)                | 0.08              | 0.56          | 297                                     | 485               |
| 221                     | lemon (no.)                     | 0.38              | 0.48          | 117                                     | 201               |
| 229                     | vegetables: s.t. (190-222)      | -                 | 29.94         | 986                                     | 1614              |
| 230                     | banana (no.)                    | 2.00              | 2.76          | 405                                     | 687               |
| 240                     | mango                           | 0.17              | 1.56          | 122                                     | 198               |
| 245                     | apple                           | 0.06              | 1.48          | 140                                     | 263               |
| 249                     | fruits (fresh) : s.t. (230-247) | -                 | 7.26          | 527                                     | 918               |
| 251                     | groundnut                       | 0.02              | 0.82          | 103                                     | 160               |
| 257                     | other dry fruits                | -                 | 0.79          | 38                                      | 71                |
| 259                     | fruits (dry) : s.t. (250-257)   | 0.03              | 2.44          | 158                                     | 272               |
| 260                     | sugar - P.D.S.                  | 0.42              | 5.15          | 837                                     | 1399              |
| 261                     | sugar - other sources           | 0.74              | 12.88         | 935                                     | 1548              |
| 262                     | gur                             | 0.05              | 0.61          | 61                                      | 96                |
| 269                     | sugar : s.t. (260-264)          | 1.21              | 18.68         | 983                                     | 1615              |
| 279                     | salt                            | 0.26              | 1.50          | 977                                     | 1600              |
| 280                     | turmeric (gm)                   | 44.23             | 3.39          | 981                                     | 1609              |
| 282                     | dry chillies (gm)               | 39.97             | 3.01          | 929                                     | 1531              |
| 283                     | garlic (gm)                     | 37.77             | 1.46          | 560                                     | 936               |
| 285                     | ginger (gm)                     | 20.37             | 0.71          | 302                                     | 494               |
| 288                     | other spices (gm)               | 38.80             | 5.21          | 891                                     | 1468              |
| 289                     | spices : s.t. (280-288)         | -                 | 14.17         | 986                                     | 1615              |
| 290                     | tea : cups (no.)                | 4.08              | 5.99          | 412                                     | 674               |
| 291                     | tea : leaf (gm)                 | 62.23             | 9.41          | 955                                     | 1568              |
| 300                     | biscuits                        | 1.08              | 2.26          | 381                                     | 648               |
| 301                     | salted refreshments             | 0.29              | 1.25          | 195                                     | 349               |
| 302                     | prepared sweets                 | 0.06              | 2.27          | 172                                     | 282               |
| 303                     | cooked meals (no.)              | 0.35              | 4.54          | 47                                      | 80                |
| 305                     | pickles (gm)                    | 18.91             | 0.98          | 295                                     | 469               |
| 308                     | other processed food            | -                 | 1.31          | 99                                      | 175               |
| 309                     | beverages etc.: s.t. (290-308)  | -                 | 28.64         | 992                                     | 1625              |
| 888                     | total food                      | -                 | 383.00        | 1000                                    | 1634              |

\* Unless otherwise specified

(Contd.)

NSS Report No. 461: Consumption of Some Important Commodities in India, 1999-2000

**Table 2R: Monthly per capita quantity and value of consumption for food items for each State and UT**

| item code                  | item                                    | quantity<br>(kg*) | value<br>(Rs) | Rural                                   |                   |
|----------------------------|---|-------------------|---------------|---|-------------------|
|                            |   |                   |               | no. of households reporting consumption |                   |
|                            |   |                   |               | per 1000 households                     | sample households |
| (1)                        | (2)                                     | (3)               | (4)           | (5)                                     | (6)               |
| <b>Jammu &amp; Kashmir</b> |   |                   |               |   |                   |
| 101                        | rice - P.D.S.                           | 2.10              | 18.75         | 314                                     | 320               |
| 102                        | rice - other sources                    | 5.65              | 62.16         | 705                                     | 1278              |
| 106                        | other rice products                     | 0.15              | 1.20          | 89                                      | 205               |
| 107                        | wheat/atta - P.D.S.                     | 0.66              | 5.52          | 175                                     | 145               |
| 108                        | wheat/atta - other sources              | 3.65              | 29.69         | 493                                     | 666               |
| 113                        | bread (bakery)                          | 0.35              | 10.99         | 317                                     | 760               |
| 116                        | bajra & products                        | 0.15              | 0.89          | 19                                      | 14                |
| 117                        | maize & products                        | 1.92              | 12.08         | 406                                     | 264               |
| 129                        | cereal: s.t. (101-122)                  | 14.68             | 141.89        | 1000                                    | 1472              |
| 141                        | gram (split)                            | 0.18              | 3.58          | 456                                     | 590               |
| 142                        | gram (whole)                            | 0.14              | 2.73          | 406                                     | 328               |
| 143                        | moong                                   | 0.08              | 2.31          | 364                                     | 554               |
| 144                        | masur                                   | 0.03              | 0.85          | 170                                     | 220               |
| 145                        | urd                                     | 0.33              | 7.91          | 618                                     | 624               |
| 147                        | soyabean                                | 0.06              | 1.25          | 277                                     | 118               |
| 150                        | other pulses                            | 0.25              | 6.74          | 669                                     | 1084              |
| 152                        | besan                                   | 0.02              | 0.39          | 147                                     | 148               |
| 159                        | pulses & pulse products: s.t. (140-153) | 1.11              | 26.33         | 925                                     | 1331              |
| 160                        | milk: liquid (litre)                    | 9.53              | 86.23         | 959                                     | 1445              |
| 163                        | curd                                    | 0.40              | 4.23          | 288                                     | 606               |
| 164                        | ghee                                    | 0.04              | 2.89          | 100                                     | 178               |
| 169                        | milk & milk products: s.t.(160-167)     | -                 | 93.91         | 967                                     | 1458              |
| 170                        | vanaspati, margarine                    | 0.05              | 2.11          | 302                                     | 242               |
| 171                        | mustard oil                             | 0.63              | 27.48         | 983                                     | 1435              |
| 179                        | edible oil: s.t. (170-174)              | 0.70              | 30.02         | 998                                     | 1467              |
| 180                        | eggs (no.)                              | 2.08              | 3.45          | 441                                     | 666               |
| 182                        | goat meat/mutton                        | 0.12              | 11.30         | 253                                     | 569               |
| 183                        | beef/ buffalo meat                      | 0.15              | 6.84          | 224                                     | 494               |
| 185                        | chicken                                 | 0.06              | 3.46          | 173                                     | 322               |
| 189                        | egg, fish & meat: s.t. (180-186)        | -                 | 25.38         | 621                                     | 1056              |
| 190                        | potato                                  | 1.15              | 5.75          | 957                                     | 1363              |
| 191                        | onion                                   | 0.64              | 5.40          | 909                                     | 1381              |
| 192                        | radish                                  | 0.23              | 1.36          | 332                                     | 650               |
| 193                        | carrot                                  | 0.14              | 0.95          | 219                                     | 260               |
| 194                        | turnip                                  | 0.10              | 0.53          | 115                                     | 271               |
| 198                        | pumpkin                                 | 0.12              | 0.72          | 173                                     | 190               |
| 200                        | gourd                                   | 0.16              | 1.11          | 256                                     | 284               |
| 202                        | cucumber                                | 0.06              | 0.46          | 115                                     | 172               |
| 207                        | cauliflower                             | 0.30              | 2.41          | 377                                     | 591               |
| 208                        | cabbage                                 | 0.24              | 1.58          | 336                                     | 455               |
| 210                        | brinjal                                 | 0.23              | 1.87          | 382                                     | 524               |
| 211                        | lady's finger                           | 0.08              | 0.85          | 122                                     | 237               |
| 212                        | palak/other leafy vegetables            | 1.21              | 6.56          | 518                                     | 871               |
| 214                        | tomato                                  | 0.42              | 4.53          | 643                                     | 996               |

\* Unless otherwise specified

(Contd.)



**Table 2R: Monthly per capita quantity and value of consumption for food items for each State and UT**

| item code                  | item                            | quantity<br>(kg*) | value<br>(Rs) | Rural                                     |                      |
|----------------------------|---------------------------------|-------------------|---------------|---|----------------------|
|                            |                                 |                   |               | no.of households<br>reporting consumption |                      |
|                            |                                 |                   |               | per 1000<br>households                    | sample<br>households |
| (1)                        | (2)                             | (3)               | (4)           | (5)                                       | (6)                  |
| <b>Jammu &amp; Kashmir</b> |                                 |                   |               |   |                      |
| 215                        | peas                            | 0.07              | 0.77          | 159                                       | 241                  |
| 216                        | chillies (green)                | 0.03              | 0.45          | 243                                       | 330                  |
| 221                        | lemon (no.)                     | 0.29              | 0.42          | 114                                       | 152                  |
| 222                        | other vegetables                | 0.35              | 2.59          | 238                                       | 556                  |
| 229                        | vegetables: s.t. (190-222)      | -                 | 39.20         | 998                                       | 1467                 |
| 230                        | banana (no.)                    | 1.78              | 3.03          | 355                                       | 604                  |
| 237                        | orange,mausami (no.)            | 0.52              | 1.03          | 118                                       | 155                  |
| 240                        | mango                           | 0.05              | 1.01          | 96  | 150                  |
| 245                        | apple                           | 0.40              | 3.64          | 283                                       | 501                  |
| 249                        | fruits (fresh) : s.t. (230-247) | -                 | 10.06         | 609                                       | 1051                 |
| 255                        | other nuts                      | 0.01              | 0.57          | 27  | 17                   |
| 259                        | fruits (dry) : s.t. (250-257)   | 0.02              | 1.62          | 87  | 148                  |
| 260                        | sugar - P.D.S.                  | 0.35              | 4.43          | 781                                       | 1126                 |
| 261                        | sugar - other sources           | 0.45              | 8.11          | 689                                       | 861                  |
| 269                        | sugar : s.t. (260-264)          | 0.83              | 12.85         | 953                                       | 1414                 |
| 279                        | salt                            | 0.88              | 2.03          | 995                                       | 1464                 |
| 280                        | turmeric (gm)                   | 68.32             | 4.42          | 999                                       | 1470                 |
| 282                        | dry chillies (gm)               | 63.68             | 4.99          | 974                                       | 1459                 |
| 283                        | garlic (gm)                     | 29.74             | 1.05          | 445                                       | 894                  |
| 284                        | tamarind (gm)                   | 5.98              | 0.15          | 129                                       | 154                  |
| 285                        | ginger (gm)                     | 12.42             | 0.47          | 209                                       | 250                  |
| 288                        | other spices (gm)               | 38.64             | 4.17          | 803                                       | 1230                 |
| 289                        | spices : s.t. (280-288)         | -                 | 15.39         | 1000                                      | 1471                 |
| 290                        | tea : cups (no.)                | 1.84              | 2.77          | 356                                       | 293                  |
| 291                        | tea : leaf (gm)                 | 90.65             | 13.13         | 961                                       | 1455                 |
| 300                        | biscuits                        | 0.91              | 2.20          | 337                                       | 606                  |
| 301                        | salted refreshments             | 0.07              | 1.34          | 240                                       | 289                  |
| 302                        | prepared sweets                 | 0.03              | 2.05          | 165                                       | 169                  |
| 303                        | cooked meals (no.)              | 0.15              | 1.85          | 37  | 64                   |
| 305                        | pickles (gm)                    | 15.36             | 0.57          | 155                                       | 301                  |
| 309                        | beverages etc.: s.t. (290-308)  | -                 | 25.25         | 1000                                      | 1472                 |
| 888                        | total food                      | -                 | 424.00        | 1000                                      | 1472                 |
| <b>Karnataka</b>           |                                 |                   |               |   |                      |
| 101                        | rice - P.D.S.                   | 1.20              | 6.24          | 676                                       | 1776                 |
| 102                        | rice - other sources            | 4.04              | 48.92         | 848                                       | 2409                 |
| 103                        | chira                           | 0.08              | 1.07          | 201                                       | 650                  |
| 105                        | muri                            | 0.05              | 0.91          | 239                                       | 667                  |
| 107                        | wheat/atta - P.D.S.             | 0.30              | 1.26          | 608                                       | 1610                 |
| 108                        | wheat/atta - other sources      | 0.43              | 4.04          | 268                                       | 844                  |
| 110                        | maida                           | 0.04              | 0.46          | 108                                       | 298                  |
| 111                        | suji, rawa                      | 0.20              | 2.59          | 524                                       | 1544                 |
| 113                        | bread (bakery)                  | 0.04              | 0.76          | 155                                       | 488                  |
| 115                        | jowar & products                | 3.05              | 24.51         | 456                                       | 1248                 |
| 116                        | bajra & products                | 0.10              | 0.65          | 23  | 63                   |

\* Unless otherwise specified

(Contd.)

NSS Report No. 461: Consumption of Some Important Commodities in India, 1999-2000

**Table 2R: Monthly per capita quantity and value of consumption for food items for each State and UT**

| item code | item                                    | quantity<br>(kg*) | value<br>(Rs) | Rural                                   |                   |
|-----------|---|-------------------|---------------|---|-------------------|
|           |   |                   |               | no. of households reporting consumption |                   |
|           |   |                   |               | per 1000 households                     | sample households |
| (1)       | (2)                                     | (3)               | (4)           | (5)                                     | (6)               |
|           | <b>Karnataka</b>                        |                   |               |   |                   |
| 117       | maize & products                        | 0.17              | 0.83          | 29                                      | 69                |
| 121       | ragi & products                         | 1.74              | 9.95          | 384                                     | 961               |
| 129       | cereal: s.t. (101-122)                  | 11.53             | 102.87        | 976                                     | 2709              |
| 140       | arhar (tur)                             | 0.45              | 12.35         | 921                                     | 2573              |
| 141       | gram (split)                            | 0.10              | 1.96          | 450                                     | 1275              |
| 142       | gram (whole)                            | 0.05              | 0.96          | 262                                     | 738               |
| 143       | moong                                   | 0.12              | 2.53          | 443                                     | 1267              |
| 145       | urd                                     | 0.07              | 2.08          | 346                                     | 1080              |
| 150       | other pulses                            | 0.17              | 3.20          | 471                                     | 1321              |
| 159       | pulses & pulse products: s.t. (140-153) | 1.01              | 24.19         | 974                                     | 2704              |
| 160       | milk: liquid (litre)                    | 3.45              | 31.57         | 874                                     | 2447              |
| 163       | curd                                    | 0.08              | 0.80          | 73                                      | 211               |
| 164       | ghee                                    | 0.01              | 0.80          | 50                                      | 196               |
| 169       | milk & milk products: s.t.(160-167)     | -                 | 33.75         | 890                                     | 2489              |
| 172       | groundnut oil                           | 0.32              | 12.24         | 712                                     | 1879              |
| 173       | coconut oil                             | 0.02              | 1.37          | 84                                      | 288               |
| 174       | edible oil (others)                     | 0.10              | 3.48          | 240                                     | 739               |
| 179       | edible oil: s.t. (170-174)              | 0.44              | 17.27         | 976                                     | 2708              |
| 180       | eggs (no.)                              | 1.46              | 2.10          | 335                                     | 955               |
| 181       | fish, prawn                             | 0.13              | 2.74          | 116                                     | 407               |
| 182       | goat meat/mutton                        | 0.12              | 9.78          | 343                                     | 907               |
| 183       | beef/ buffalo meat                      | 0.03              | 0.92          | 68                                      | 182               |
| 185       | chicken                                 | 0.05              | 2.63          | 163                                     | 460               |
| 189       | egg, fish & meat: s.t. (180-186)        | -                 | 18.36         | 581                                     | 1585              |
| 190       | potato                                  | 0.25              | 1.58          | 653                                     | 1863              |
| 191       | onion                                   | 0.68              | 3.44          | 963                                     | 2677              |
| 192       | radish                                  | 0.11              | 0.60          | 388                                     | 1095              |
| 193       | carrot                                  | 0.06              | 0.54          | 266                                     | 819               |
| 195       | beet                                    | 0.03              | 0.25          | 145                                     | 430               |
| 198       | pumpkin                                 | 0.04              | 0.23          | 138                                     | 355               |
| 200       | gourd                                   | 0.03              | 0.22          | 104                                     | 293               |
| 202       | cucumber                                | 0.19              | 1.14          | 472                                     | 1385              |
| 204       | jhinga / torai                          | 0.07              | 0.53          | 204                                     | 602               |
| 208       | cabbage                                 | 0.14              | 0.92          | 418                                     | 1188              |
| 210       | brinjal                                 | 0.36              | 2.31          | 809                                     | 2262              |
| 211       | lady's finger                           | 0.09              | 0.72          | 347                                     | 1005              |
| 212       | palak/other leafy vegetables            | 0.49              | 2.62          | 755                                     | 2120              |
| 213       | french beans and barbati                | 0.04              | 0.40          | 183                                     | 552               |
| 214       | tomato                                  | 0.53              | 3.27          | 914                                     | 2556              |
| 216       | chillies (green)                        | 0.35              | 1.95          | 920                                     | 2556              |
| 221       | lemon (no.)                             | 0.86              | 0.58          | 482                                     | 1383              |
| 222       | other vegetables                        | 0.22              | 1.46          | 473                                     | 1314              |
| 229       | vegetables: s.t. (190-222)              | -                 | 23.58         | 975                                     | 2707              |
| 230       | banana (no.)                            | 4.31              | 3.21          | 694                                     | 2008              |

\* Unless otherwise specified

(Contd.)

NSS Report No. 461: Consumption of Some Important Commodities in India, 1999-2000

**Table 2R: Monthly per capita quantity and value of consumption for food items for each State and UT**

| <b>Rural</b>     |   |                   |               |  |                      |
|------------------|---|-------------------|---------------|--|----------------------|
| item code        | item  | quantity<br>(kg*) | value<br>(Rs) | no. of households<br>reporting consumption |                      |
|                  |   |                   |               | per 1000<br>households                     | sample<br>households |
| (1)              | (2)   | (3)               | (4)           | (5)  | (6)                  |
| <b>Karnataka</b> |   |                   |               |  |                      |
| 234              | coconut (no.)                                     | 1.32              | 6.94          | 811  | 2292                 |
| 240              | mango   | 0.06              | 0.81          | 89   | 297                  |
| 249              | fruits (fresh) : s.t. (230-247)                   | -                 | 12.48         | 908  | 2548                 |
| 250              | coconut (copra)                                   | 0.01              | 0.46          | 108  | 334                  |
| 251              | groundnut   | 0.12              | 2.33          | 454  | 1293                 |
| 259              | fruits (dry) : s.t. (250-257)                     | 0.23              | 3.13          | 510  | 1474                 |
| 260              | sugar - P.D.S.                                    | 0.22              | 2.73          | 772  | 2118                 |
| 261              | sugar - other sources                             | 0.41              | 6.40          | 727  | 2103                 |
| 262              | gur   | 0.24              | 2.80          | 577  | 1648                 |
| 269              | sugar : s.t. (260-264)                            | 0.87              | 11.94         | 962  | 2684                 |
| 279              | salt  | 0.33              | 1.09          | 976  | 2708                 |
| 280              | turmeric (gm)                                     | 18.41             | 1.04          | 849  | 2396                 |
| 281              | black pepper (gm)                                 | 3.40              | 0.64          | 280  | 824                  |
| 282              | dry chillies (gm)                                 | 93.49             | 4.19          | 912  | 2520                 |
| 283              | garlic (gm)                                       | 40.11             | 1.50          | 857  | 2387                 |
| 284              | tamarind (gm)                                     | 56.17             | 1.62          | 835  | 2339                 |
| 285              | ginger (gm)                                       | 9.07              | 0.35          | 344  | 937                  |
| 286              | curry powder (gm)                                 | 20.11             | 1.66          | 321  | 894                  |
| 287              | oilseeds (gm)                                     | 11.24             | 0.46          | 401  | 1194                 |
| 288              | other spices (gm)                                 | 39.42             | 3.05          | 784  | 2156                 |
| 289              | spices : s.t. (280-288)                           | -                 | 14.50         | 976  | 2708                 |
| 290              | tea : cups (no.)                                  | 4.47              | 5.59          | 564  | 1617                 |
| 291              | tea : leaf (gm)                                   | 65.07             | 7.73          | 796  | 2242                 |
| 292              | coffee : cups (no.)                               | 0.79              | 0.89          | 101  | 276                  |
| 293              | coffee: powder (gm)                               | 16.74             | 1.97          | 235  | 686                  |
| 300              | biscuits  | 1.52              | 1.39          | 317  | 932                  |
| 301              | salted refreshments                               | 0.94              | 2.19          | 336  | 982                  |
| 302              | prepared sweets                                   | 0.33              | 1.40          | 176  | 514                  |
| 303              | cooked meals (no.)                                | 0.47              | 4.36          | 65   | 192                  |
| 305              | pickles (gm)                                      | 8.95              | 0.52          | 169  | 495                  |
| 308              | other processed food                              | -                 | 5.12          | 393  | 1106                 |
| 309              | beverages etc.: s.t. (290-308)                    | -                 | 32.07         | 993  | 2746                 |
| 888              | total food  | -                 | 295.00        | 999  | 2761                 |
| <b>Kerala</b>    |   |                   |               |  |                      |
| 101              | rice - P.D.S.                                     | 4.14              | 38.18         | 682  | 1709                 |
| 102              | rice - other sources                              | 4.75              | 61.29         | 748  | 2001                 |
| 107              | wheat/atta - P.D.S.                               | 0.44              | 3.61          | 359  | 916                  |
| 108              | wheat/atta - other sources                        | 0.26              | 3.28          | 275  | 735                  |
| 110              | maida   | 0.12              | 1.47          | 209  | 607                  |
| 111              | suji, rawa  | 0.09              | 1.15          | 216  | 619                  |
| 113              | bread (bakery)                                    | 0.05              | 0.97          | 162  | 464                  |
| 129              | cereal: s.t. (101-122)                            | 9.89              | 110.68        | 989  | 2572                 |
| 139              | cereal substitutes (tapioca, jackfruit seed etc.) | 0.96              | 4.78          | 525  | 1279                 |
| 140              | arhar (tur)                                       | 0.11              | 3.33          | 629  | 1669                 |

\* Unless otherwise specified

(Contd.)

NSS Report No. 461: Consumption of Some Important Commodities in India, 1999-2000

**Table 2R: Monthly per capita quantity and value of consumption for food items for each State and UT**

| item code | item                                    | quantity<br>(kg*) | value<br>(Rs) | Rural                                   |                   |
|-----------|---|-------------------|---------------|---|-------------------|
|           |   |                   |               | no. of households reporting consumption |                   |
|           |   |                   |               | per 1000 households                     | sample households |
| (1)       | (2)                                     | (3)               | (4)           | (5)                                     | (6)               |
|           | <b>Kerala</b>                           |                   |               |   |                   |
| 142       | gram (whole)                            | 0.08              | 1.83          | 375                                     | 1034              |
| 143       | moong                                   | 0.12              | 3.19          | 568                                     | 1508              |
| 145       | urd                                     | 0.13              | 3.88          | 479                                     | 1300              |
| 146       | peas                                    | 0.02              | 0.54          | 127                                     | 288               |
| 153       | other pulse products                    | 0.04              | 1.61          | 453                                     | 1193              |
| 159       | pulses & pulse products: s.t. (140-153) | 0.55              | 15.33         | 893                                     | 2349              |
| 160       | milk: liquid (litre)                    | 2.97              | 35.91         | 717                                     | 1879              |
| 162       | milk : condensed/ powder                | 0.01              | 0.77          | 40                                      | 149               |
| 169       | milk & milk products: s.t.(160-167)     | -                 | 37.88         | 752                                     | 1993              |
| 173       | coconut oil                             | 0.31              | 16.61         | 888                                     | 2329              |
| 174       | edible oil (others)                     | 0.10              | 3.19          | 370                                     | 942               |
| 179       | edible oil: s.t. (170-174)              | 0.42              | 20.22         | 982                                     | 2556              |
| 180       | eggs (no.)                              | 2.58              | 4.26          | 517                                     | 1389              |
| 181       | fish, prawn                             | 1.75              | 43.50         | 916                                     | 2381              |
| 182       | goat meat/mutton                        | 0.03              | 2.12          | 57                                      | 170               |
| 183       | beef/ buffalo meat                      | 0.16              | 7.80          | 319                                     | 870               |
| 185       | chicken                                 | 0.07              | 3.48          | 163                                     | 493               |
| 189       | egg, fish & meat: s.t. (180-186)        | -                 | 61.33         | 945                                     | 2455              |
| 190       | potato                                  | 0.28              | 2.35          | 748                                     | 1976              |
| 191       | onion                                   | 0.50              | 4.06          | 963                                     | 2513              |
| 193       | carrot                                  | 0.09              | 0.80          | 348                                     | 915               |
| 195       | beet                                    | 0.04              | 0.22          | 128                                     | 335               |
| 197       | arum                                    | 0.07              | 0.40          | 185                                     | 482               |
| 198       | pumpkin                                 | 0.07              | 0.32          | 179                                     | 484               |
| 200       | gourd                                   | 0.12              | 0.65          | 214                                     | 620               |
| 201       | bitter gourd                            | 0.10              | 1.20          | 344                                     | 963               |
| 202       | cucumber                                | 0.16              | 0.92          | 373                                     | 1012              |
| 205       | snake gourd                             | 0.09              | 0.62          | 300                                     | 777               |
| 206       | papaya (green)                          | 0.07              | 0.31          | 118                                     | 330               |
| 208       | cabbage                                 | 0.16              | 1.57          | 525                                     | 1427              |
| 210       | brinjal                                 | 0.13              | 0.96          | 414                                     | 1081              |
| 211       | lady's finger                           | 0.22              | 1.98          | 752                                     | 1985              |
| 212       | palak/other leafy vegetables            | 0.11              | 0.85          | 357                                     | 972               |
| 213       | french beans and barbati                | 0.08              | 0.93          | 286                                     | 746               |
| 214       | tomato                                  | 0.39              | 4.00          | 862                                     | 2270              |
| 215       | peas                                    | 0.06              | 0.51          | 162                                     | 420               |
| 216       | chillies (green)                        | 0.30              | 1.74          | 903                                     | 2359              |
| 218       | plantain (green)                        | 0.18              | 1.29          | 398                                     | 1109              |
| 220       | jackfruit (green)                       | 0.13              | 0.32          | 101                                     | 262               |
| 221       | lemon (no.)                             | 0.70              | 0.51          | 188                                     | 500               |
| 222       | other vegetables                        | 0.31              | 2.88          | 602                                     | 1503              |
| 229       | vegetables: s.t. (190-222)              | -                 | 29.53         | 985                                     | 2566              |
| 230       | banana (no.)                            | 4.49              | 5.63          | 603                                     | 1618              |
| 234       | coconut (no.)                           | 4.89              | 27.05         | 972                                     | 2539              |

\* Unless otherwise specified

(Contd.)

NSS Report No. 461: Consumption of Some Important Commodities in India, 1999-2000

**Table 2R: Monthly per capita quantity and value of consumption for food items for each State and UT**

| item code | item                                    | quantity<br>(kg*) | value<br>(Rs) | Rural                                   |                   |
|-----------|---|-------------------|---------------|---|-------------------|
|           |   |                   |               | no. of households reporting consumption |                   |
|           |   |                   |               | per 1000 households                     | sample households |
| (1)       | (2)                                     | (3)               | (4)           | (5)                                     | (6)               |
|           | <b>Kerala</b>                           |                   |               |   |                   |
| 237       | orange,mausami (no.)                    | 0.16              | 0.50          | 62                                      | 187               |
| 240       | mango                                   | 0.04              | 0.52          | 62                                      | 172               |
| 245       | apple                                   | 0.02              | 0.52          | 59                                      | 211               |
| 246       | grapes                                  | 0.05              | 1.01          | 159                                     | 500               |
| 247       | other fresh fruits                      | -                 | 1.50          | 160                                     | 359               |
| 249       | fruits (fresh) : s.t. (230-247)         | -                 | 37.54         | 987                                     | 2574              |
| 251       | groundnut                               | 0.02              | 0.64          | 161                                     | 374               |
| 259       | fruits (dry) : s.t. (250-257)           | 0.02              | 0.97          | 190                                     | 468               |
| 260       | sugar - P.D.S.                          | 0.38              | 4.74          | 882                                     | 2287              |
| 261       | sugar - other sources                   | 0.43              | 6.81          | 848                                     | 2262              |
| 262       | gur                                     | 0.03              | 0.49          | 154                                     | 403               |
| 269       | sugar : s.t. (260-264)                  | 0.85              | 12.07         | 986                                     | 2567              |
| 279       | salt                                    | 0.27              | 1.02          | 984                                     | 2563              |
| 280       | turmeric (gm)                           | 24.26             | 1.23          | 938                                     | 2451              |
| 281       | black pepper (gm)                       | 6.07              | 1.18          | 419                                     | 1093              |
| 282       | dry chillies (gm)                       | 118.51            | 5.82          | 959                                     | 2494              |
| 283       | garlic (gm)                             | 25.87             | 1.01          | 816                                     | 2128              |
| 284       | tamarind (gm)                           | 72.82             | 3.35          | 928                                     | 2416              |
| 285       | ginger (gm)                             | 20.94             | 0.79          | 620                                     | 1625              |
| 286       | curry powder (gm)                       | 22.42             | 1.42          | 374                                     | 1044              |
| 287       | oilseeds (gm)                           | 11.20             | 0.49          | 521                                     | 1325              |
| 288       | other spices (gm)                       | 105.42            | 4.39          | 934                                     | 2424              |
| 289       | spices : s.t. (280-288)                 | -                 | 19.69         | 987                                     | 2569              |
| 290       | tea : cups (no.)                        | 7.19              | 14.18         | 630                                     | 1624              |
| 291       | tea : leaf (gm)                         | 88.71             | 9.67          | 922                                     | 2434              |
| 293       | coffee: powder (gm)                     | 17.48             | 1.95          | 278                                     | 683               |
| 298       | other beverages (cocoa, chocolate etc.) | -                 | 0.51          | 38                                      | 110               |
| 300       | biscuits                                | 0.61              | 3.03          | 367                                     | 1036              |
| 301       | salted refreshments                     | 1.52              | 4.48          | 418                                     | 1176              |
| 302       | prepared sweets                         | 0.09              | 0.91          | 103                                     | 322               |
| 303       | cooked meals (no.)                      | 1.36              | 18.36         | 241                                     | 626               |
| 308       | other processed food                    | -                 | 5.42          | 285                                     | 697               |
| 309       | beverages etc.: s.t. (290-308)          | -                 | 60.16         | 998                                     | 2598              |
| 888       | total food                              | -                 | 411.00        | 1000                                    | 2603              |
|           | <b>Madhya Pradesh</b>                   |                   |               |   |                   |
| 101       | rice - P.D.S.                           | 0.22              | 1.33          | 152                                     | 754               |
| 102       | rice - other sources                    | 5.22              | 50.45         | 811                                     | 4224              |
| 107       | wheat/atta - P.D.S.                     | 0.16              | 0.73          | 100                                     | 499               |
| 108       | wheat/atta - other sources              | 6.04              | 40.48         | 653                                     | 3415              |
| 115       | jowar & products                        | 0.30              | 1.57          | 60                                      | 297               |
| 116       | bajra & products                        | 0.11              | 0.65          | 12                                      | 68                |
| 117       | maize & products                        | 0.68              | 3.64          | 130                                     | 642               |
| 129       | cereal: s.t. (101-122)                  | 12.94             | 100.29        | 993                                     | 5124              |
| 140       | arhar (tur)                             | 0.29              | 7.52          | 540                                     | 2948              |

\* Unless otherwise specified

(Contd.)

NSS Report No. 461: Consumption of Some Important Commodities in India, 1999-2000

**Table 2R: Monthly per capita quantity and value of consumption for food items for each State and UT**

| <b>Rural</b>          |   |                   |               |  |                      |
|-----------------------|---|-------------------|---------------|--|----------------------|
| item code             | item                                    | quantity<br>(kg*) | value<br>(Rs) | no. of households<br>reporting consumption |                      |
|                       |   |                   |               | per 1000<br>households                     | sample<br>households |
| (1)                   | (2)                                     | (3)               | (4)           | (5)  | (6)                  |
| <b>Madhya Pradesh</b> |   |                   |               |  |                      |
| 141                   | gram (split)                            | 0.08              | 1.34          | 222  | 1205                 |
| 143                   | moong                                   | 0.07              | 1.69          | 266  | 1463                 |
| 144                   | masur                                   | 0.10              | 1.94          | 276  | 1391                 |
| 145                   | urd                                     | 0.10              | 1.96          | 293  | 1548                 |
| 148                   | khesari                                 | 0.05              | 0.69          | 117  | 581                  |
| 150                   | other pulses                            | 0.06              | 0.87          | 127  | 627                  |
| 152                   | besan                                   | 0.07              | 1.20          | 277  | 1512                 |
| 159                   | pulses & pulse products: s.t. (140-153) | 0.87              | 17.96         | 970  | 5013                 |
| 160                   | milk: liquid (litre)                    | 2.71              | 27.39         | 607  | 3328                 |
| 164                   | ghee                                    | 0.06              | 4.16          | 142  | 917                  |
| 169                   | milk & milk products: s.t.(160-167)     | -                 | 31.97         | 618  | 3384                 |
| 170                   | vanaspati, margarine                    | 0.02              | 0.66          | 68   | 379                  |
| 171                   | mustard oil                             | 0.12              | 4.23          | 316  | 1497                 |
| 172                   | groundnut oil                           | 0.08              | 3.10          | 196  | 1096                 |
| 174                   | edible oil (others)                     | 0.22              | 6.87          | 485  | 2556                 |
| 179                   | edible oil: s.t. (170-174)              | 0.43              | 14.92         | 988  | 5097                 |
| 180                   | eggs (no.)                              | 0.32              | 0.56          | 101  | 530                  |
| 181                   | fish, prawn                             | 0.05              | 1.58          | 190  | 959                  |
| 182                   | goat meat/mutton                        | 0.03              | 1.85          | 99   | 504                  |
| 185                   | chicken                                 | 0.02              | 1.30          | 100  | 543                  |
| 189                   | egg, fish & meat: s.t. (180-186)        | -                 | 5.45          | 352  | 1781                 |
| 190                   | potato                                  | 1.15              | 4.84          | 964  | 4989                 |
| 191                   | onion                                   | 0.54              | 2.95          | 936  | 4853                 |
| 192                   | radish                                  | 0.15              | 0.42          | 217  | 1168                 |
| 198                   | pumpkin                                 | 0.16              | 0.72          | 296  | 1561                 |
| 200                   | gourd                                   | 0.23              | 1.00          | 338  | 1782                 |
| 201                   | bitter gourd                            | 0.03              | 0.30          | 111  | 603                  |
| 204                   | jhinga / torai                          | 0.10              | 0.65          | 207  | 1107                 |
| 207                   | cauliflower                             | 0.13              | 0.78          | 242  | 1338                 |
| 208                   | cabbage                                 | 0.13              | 0.59          | 239  | 1292                 |
| 210                   | brinjal                                 | 0.38              | 1.96          | 698  | 3646                 |
| 211                   | lady's finger                           | 0.11              | 0.87          | 266  | 1444                 |
| 212                   | palak/other leafy vegetables            | 0.42              | 1.56          | 489  | 2548                 |
| 213                   | french beans and barbati                | 0.06              | 0.42          | 144  | 818                  |
| 214                   | tomato                                  | 0.40              | 2.19          | 639  | 3442                 |
| 216                   | chillies (green)                        | 0.30              | 1.36          | 761  | 3952                 |
| 222                   | other vegetables                        | 0.24              | 1.26          | 359  | 1931                 |
| 229                   | vegetables: s.t. (190-222)              | -                 | 22.88         | 993  | 5121                 |
| 230                   | banana (no.)                            | 1.66              | 1.05          | 281  | 1567                 |
| 234                   | coconut (no.)                           | 0.09              | 0.59          | 206  | 1161                 |
| 235                   | guava                                   | 0.06              | 0.29          | 121  | 635                  |
| 240                   | mango                                   | 0.06              | 0.63          | 96   | 502                  |
| 249                   | fruits (fresh) : s.t. (230-247)         | -                 | 3.60          | 624  | 3315                 |
| 260                   | sugar - P.D.S.                          | 0.27              | 3.25          | 597  | 3136                 |

\* Unless otherwise specified

(Contd.)

NSS Report No. 461: Consumption of Some Important Commodities in India, 1999-2000

**Table 2R: Monthly per capita quantity and value of consumption for food items for each State and UT**

| item code             | item  | quantity<br>(kg*) | value<br>(Rs) | Rural                                   |                   |
|-----------------------|---|-------------------|---------------|---|-------------------|
|                       |   |                   |               | no. of households reporting consumption |                   |
|                       |   |                   |               | per 1000 households                     | sample households |
| (1)                   | (2)   | (3)               | (4)           | (5)                                     | (6)               |
| <b>Madhya Pradesh</b> |   |                   |               |   |                   |
| 261                   | sugar - other sources                             | 0.39              | 6.31          | 610                                     | 3290              |
| 262                   | gur   | 0.16              | 1.74          | 387                                     | 1958              |
| 269                   | sugar : s.t. (260-264)                            | 0.82              | 11.31         | 930                                     | 4801              |
| 279                   | salt  | 0.30              | 0.99          | 991                                     | 5105              |
| 280                   | turmeric (gm)                                     | 34.08             | 1.60          | 976                                     | 5049              |
| 282                   | dry chillies (gm)                                 | 65.05             | 3.30          | 954                                     | 4921              |
| 283                   | garlic (gm)                                       | 34.28             | 1.19          | 745                                     | 3879              |
| 285                   | ginger (gm)                                       | 8.34              | 0.33          | 211                                     | 1147              |
| 286                   | curry powder (gm)                                 | 4.21              | 0.28          | 127                                     | 664               |
| 288                   | other spices (gm)                                 | 39.32             | 3.11          | 887                                     | 4588              |
| 289                   | spices : s.t. (280-288)                           | -                 | 10.25         | 992                                     | 5117              |
| 290                   | tea : cups (no.)                                  | 1.92              | 2.08          | 256                                     | 1371              |
| 291                   | tea : leaf (gm)                                   | 40.73             | 5.35          | 774                                     | 4148              |
| 300                   | biscuits  | 1.45              | 0.99          | 313                                     | 1694              |
| 301                   | salted refreshments                               | 1.12              | 1.28          | 344                                     | 1821              |
| 302                   | prepared sweets                                   | 0.15              | 0.57          | 96                                      | 555               |
| 303                   | cooked meals (no.)                                | 0.21              | 1.71          | 24                                      | 113               |
| 305                   | pickles (gm)                                      | 11.38             | 0.56          | 150                                     | 875               |
| 309                   | beverages etc.: s.t. (290-308)                    | -                 | 12.94         | 899                                     | 4695              |
| 888                   | total food  | -                 | 233.00        | 1000                                    | 5144              |
| <b>Maharashtra</b>    |   |                   |               |   |                   |
| 101                   | rice - P.D.S.                                     | 0.47              | 2.67          | 438                                     | 1762              |
| 102                   | rice - other sources                              | 2.60              | 27.09         | 807                                     | 3450              |
| 103                   | chira   | 0.05              | 0.81          | 203                                     | 873               |
| 107                   | wheat/atta - P.D.S.                               | 0.67              | 2.86          | 431                                     | 1716              |
| 108                   | wheat/atta - other sources                        | 2.72              | 21.83         | 658                                     | 2764              |
| 111                   | suji, rawa  | 0.06              | 0.70          | 226                                     | 997               |
| 113                   | bread (bakery)                                    | 0.03              | 0.58          | 95                                      | 416               |
| 115                   | jowar & products                                  | 3.27              | 21.91         | 521                                     | 2184              |
| 116                   | bajra & products                                  | 1.06              | 6.69          | 185                                     | 735               |
| 121                   | ragi & products                                   | 0.20              | 1.25          | 54                                      | 222               |
| 129                   | cereal: s.t. (101-122)                            | 11.32             | 87.83         | 970                                     | 4053              |
| 139                   | cereal substitutes (tapioca, jackfruit seed etc.) | 0.13              | 2.01          | 457                                     | 1931              |
| 140                   | arhar (tur)                                       | 0.43              | 11.85         | 878                                     | 3660              |
| 141                   | gram (split)                                      | 0.14              | 2.64          | 541                                     | 2308              |
| 143                   | moong   | 0.15              | 3.74          | 589                                     | 2423              |
| 144                   | masur   | 0.04              | 1.09          | 209                                     | 850               |
| 145                   | urd   | 0.05              | 1.30          | 213                                     | 870               |
| 150                   | other pulses                                      | 0.04              | 0.90          | 185                                     | 712               |
| 152                   | besan   | 0.08              | 1.73          | 478                                     | 1900              |
| 159                   | pulses & pulse products: s.t. (140-153)           | 1.00              | 24.40         | 969                                     | 4048              |
| 160                   | milk: liquid (litre)                              | 2.66              | 28.69         | 802                                     | 3352              |
| 164                   | ghee  | 0.01              | 0.57          | 34                                      | 193               |
| 169                   | milk & milk products: s.t.(160-167)               | -                 | 29.93         | 819                                     | 3422              |

\* Unless otherwise specified

(Contd.)

NSS Report No. 461: Consumption of Some Important Commodities in India, 1999-2000

**Table 2R: Monthly per capita quantity and value of consumption for food items for each State and UT**

| item code | item                             | quantity<br>(kg*) | value<br>(Rs) | Rural                                   |                   |
|-----------|----------------------------------|-------------------|---------------|---|-------------------|
|           |                                  |                   |               | no. of households reporting consumption |                   |
|           |                                  |                   |               | per 1000 households                     | sample households |
| (1)       | (2)                              | (3)               | (4)           | (5)                                     | (6)               |
|           | <b>Maharashtra</b>               |                   |               |   |                   |
| 170       | vanaspati, margarine             | 0.02              | 0.67          | 101                                     | 459               |
| 172       | groundnut oil                    | 0.32              | 13.17         | 494                                     | 2160              |
| 174       | edible oil (others)              | 0.25              | 7.57          | 497                                     | 1964              |
| 179       | edible oil: s.t. (170-174)       | 0.59              | 21.66         | 969                                     | 4052              |
| 180       | eggs (no.)                       | 1.08              | 1.71          | 276                                     | 1128              |
| 181       | fish, prawn                      | 0.10              | 3.02          | 196                                     | 860               |
| 182       | goat meat/mutton                 | 0.08              | 7.72          | 343                                     | 1399              |
| 183       | beef/ buffalo meat               | 0.02              | 0.55          | 26                                      | 104               |
| 185       | chicken                          | 0.02              | 1.43          | 94                                      | 442               |
| 189       | egg, fish & meat: s.t. (180-186) | -                 | 14.55         | 538                                     | 2228              |
| 190       | potato                           | 0.50              | 3.08          | 918                                     | 3833              |
| 191       | onion                            | 0.62              | 3.25          | 960                                     | 4004              |
| 192       | radish                           | 0.03              | 0.19          | 112                                     | 475               |
| 198       | pumpkin                          | 0.03              | 0.25          | 117                                     | 415               |
| 200       | gourd                            | 0.03              | 0.22          | 104                                     | 377               |
| 201       | bitter gourd                     | 0.04              | 0.40          | 178                                     | 760               |
| 202       | cucumber                         | 0.04              | 0.34          | 127                                     | 514               |
| 204       | jhinga / torai                   | 0.05              | 0.44          | 152                                     | 653               |
| 207       | cauliflower                      | 0.13              | 1.49          | 433                                     | 1770              |
| 208       | cabbage                          | 0.18              | 1.64          | 533                                     | 2189              |
| 210       | brinjal                          | 0.45              | 3.28          | 860                                     | 3579              |
| 211       | lady's finger                    | 0.08              | 0.87          | 335                                     | 1441              |
| 212       | palak/other leafy vegetables     | 0.41              | 2.96          | 777                                     | 3196              |
| 213       | french beans and barbati         | 0.06              | 0.53          | 200                                     | 849               |
| 214       | tomato                           | 0.33              | 2.57          | 815                                     | 3422              |
| 216       | chillies (green)                 | 0.18              | 2.12          | 839                                     | 3530              |
| 221       | lemon (no.)                      | 0.85              | 0.51          | 360                                     | 1492              |
| 222       | other vegetables                 | 0.16              | 1.25          | 333                                     | 1385              |
| 229       | vegetables: s.t. (190-222)       | -                 | 25.86         | 970                                     | 4052              |
| 230       | banana (no.)                     | 3.72              | 2.34          | 588                                     | 2458              |
| 234       | coconut (no.)                    | 0.23              | 1.51          | 355                                     | 1588              |
| 235       | guava                            | 0.04              | 0.25          | 108                                     | 389               |
| 240       | mango                            | 0.08              | 1.16          | 136                                     | 562               |
| 246       | grapes                           | 0.02              | 0.50          | 93                                      | 417               |
| 249       | fruits (fresh) : s.t. (230-247)  | -                 | 7.17          | 796                                     | 3340              |
| 250       | coconut (copra)                  | 0.03              | 1.65          | 364                                     | 1531              |
| 251       | groundnut                        | 0.21              | 4.81          | 723                                     | 3043              |
| 259       | fruits (dry) : s.t. (250-257)    | 0.24              | 6.64          | 785                                     | 3270              |
| 260       | sugar - P.D.S.                   | 0.26              | 2.69          | 610                                     | 2562              |
| 261       | sugar - other sources            | 0.74              | 11.21         | 912                                     | 3808              |
| 262       | gur                              | 0.08              | 0.99          | 267                                     | 1169              |
| 269       | sugar : s.t. (260-264)           | 1.07              | 14.91         | 968                                     | 4042              |
| 279       | salt                             | 0.26              | 1.08          | 967                                     | 4042              |
| 280       | turmeric (gm)                    | 24.70             | 1.49          | 930                                     | 3885              |

\* Unless otherwise specified

(Contd.)

NSS Report No. 461: Consumption of Some Important Commodities in India, 1999-2000



**Table 2R: Monthly per capita quantity and value of consumption for food items for each State and UT**

| item code      | item  | quantity<br>(kg*) | value<br>(Rs) | Rural                                  |                   |
|----------------|---|-------------------|---------------|--|-------------------|
|                |   |                   |               | no.of households reporting consumption |                   |
|                |   |                   |               | per 1000 households                    | sample households |
| (1)            | (2)   | (3)               | (4)           | (5)                                    | (6)               |
| 282            | dry chillies (gm)                           | 94.67             | 4.69          | 875                                    | 3615              |
| 283            | garlic (gm)                                 | 53.01             | 2.04          | 906                                    | 3783              |
| 285            | ginger (gm)                                 | 18.66             | 0.86          | 554                                    | 2311              |
| 286            | curry powder (gm)                           | 7.03              | 0.56          | 157                                    | 753               |
| 287            | oilseeds (gm)                               | 4.78              | 0.28          | 194                                    | 728               |
| 288            | other spices (gm)                           | 40.85             | 3.77          | 861                                    | 3589              |
| 289            | spices : s.t. (280-288)                     | -                 | 13.86         | 970                                    | 4053              |
| 290            | tea : cups (no.)                            | 2.13              | 3.32          | 359                                    | 1618              |
| 291            | tea : leaf (gm)                             | 64.62             | 9.01          | 953                                    | 3983              |
| 300            | biscuits                                    | 0.45              | 1.57          | 357                                    | 1534              |
| 301            | salted refreshments                         | 0.56              | 2.44          | 396                                    | 1612              |
| 302            | prepared sweets                             | 0.14              | 0.89          | 115                                    | 504               |
| 303            | cooked meals (no.)                          | 0.45              | 3.63          | 44                                     | 153               |
| 305            | pickles (gm)                                | 6.39              | 0.36          | 130                                    | 581               |
| 309            | beverages etc.: s.t. (290-308)              | -                 | 21.90         | 987                                    | 4087              |
| 888            | total food                                  | -                 | 272.00        | 997                                    | 4117              |
| <b>Manipur</b> |   |                   |               |  |                   |
| 101            | rice - P.D.S.                               | 0.42              | 3.47          | 60                                     | 42                |
| 102            | rice - other sources                        | 15.21             | 197.69        | 985                                    | 730               |
| 106            | other rice products                         | 0.23              | 3.67          | 16                                     | 10                |
| 129            | cereal: s.t. (101-122)                      | 16.09             | 205.25        | 1000                                   | 738               |
| 143            | moong                                       | 0.16              | 0.66          | 108                                    | 74                |
| 144            | masur                                       | 2.94              | 3.11          | 511                                    | 368               |
| 145            | urd   | 0.02              | 0.62          | 131                                    | 87                |
| 146            | peas  | 0.14              | 2.29          | 415                                    | 308               |
| 150            | other pulses                                | 0.13              | 2.13          | 254                                    | 229               |
| 152            | besan                                       | 1.10              | 0.43          | 175                                    | 126               |
| 153            | other pulse products                        | 0.02              | 0.40          | 103                                    | 72                |
| 159            | pulses & pulse products: s.t. (140-153)     | 5.41              | 10.52         | 942                                    | 703               |
| 160            | milk: liquid (litre)                        | 0.32              | 3.33          | 176                                    | 133               |
| 162            | milk : condensed/ powder                    | 1.35              | 1.69          | 94                                     | 79                |
| 169            | milk & milk products: s.t.(160-167)         | -                 | 5.46          | 284                                    | 231               |
| 171            | mustard oil                                 | -                 | 10.64         | 917                                    | 676               |
| 179            | edible oil: s.t. (170-174)                  | -                 | 10.80         | 939                                    | 691               |
| 180            | eggs (no.)                                  | 0.98              | 2.75          | 322                                    | 250               |
| 181            | fish, prawn                                 | 1.01              | 15.06         | 708                                    | 480               |
| 182            | goat meat/mutton                            | 0.01              | 0.53          | 27                                     | 20                |
| 183            | beef/ buffalo meat                          | 0.11              | 4.61          | 250                                    | 210               |
| 184            | pork  | 0.06              | 3.53          | 167                                    | 131               |
| 185            | chicken                                     | 0.03              | 2.62          | 107                                    | 80                |
| 186            | others (birds, crab, oyster, tortoise etc.) | 0.07              | 4.69          | 244                                    | 155               |
| 189            | egg, fish & meat: s.t. (180-186)            | -                 | 33.79         | 982                                    | 722               |
| 190            | potato                                      | 0.81              | 6.13          | 971                                    | 707               |
| 191            | onion                                       | 6.67              | 2.05          | 686                                    | 502               |
| 197            | arum  | 0.81              | 3.00          | 524                                    | 397               |

\* Unless otherwise specified

(Contd.)

NSS Report No. 461: Consumption of Some Important Commodities in India, 1999-2000

**Table 2R: Monthly per capita quantity and value of consumption for food items for each State and UT**

| item code | item  | quantity<br>(kg*) | value<br>(Rs) | Rural                                  |                   |
|-----------|---|-------------------|---------------|--|-------------------|
|           |   |                   |               | no.of households reporting consumption |                   |
|           |   |                   |               | per 1000 households                    | sample households |
| (1)       | (2)   | (3)               | (4)           | (5)                                    | (6)               |
|           | <b>Manipur</b>                                    |                   |               |  |                   |
| 198       | pumpkin   | 0.25              | 1.50          | 402                                    | 320               |
| 200       | gourd   | 0.08              | 0.34          | 108                                    | 80                |
| 207       | cauliflower                                       | 0.15              | 1.32          | 206                                    | 125               |
| 208       | cabbage   | 0.44              | 2.42          | 479                                    | 347               |
| 210       | brinjal   | 0.12              | 0.89          | 309                                    | 224               |
| 212       | palak/other leafy vegetables                      | 0.88              | 5.19          | 614                                    | 446               |
| 214       | tomato  | 0.06              | 0.56          | 235                                    | 159               |
| 215       | peas  | 0.05              | 0.65          | 131                                    | 96                |
| 216       | chillies (green)                                  | 4.84              | 1.35          | 325                                    | 251               |
| 222       | other vegetables                                  | 0.95              | 6.32          | 700                                    | 507               |
| 229       | vegetables: s.t. (190-222)                        | -                 | 33.59         | 1000                                   | 738               |
| 230       | banana (no.)                                      | 2.36              | 1.88          | 364                                    | 297               |
| 237       | orange,mausami (no.)                              | 0.26              | 0.59          | 126                                    | 87                |
| 247       | other fresh fruits                                | -                 | 1.39          | 365                                    | 267               |
| 249       | fruits (fresh) : s.t. (230-247)                   | -                 | 4.70          | 695                                    | 535               |
| 260       | sugar - P.D.S.                                    | 3.17              | 0.83          | 162                                    | 118               |
| 261       | sugar - other sources                             | 7.30              | 4.56          | 712                                    | 525               |
| 269       | sugar : s.t. (260-264)                            | 10.48             | 5.42          | 831                                    | 616               |
| 279       | salt  | 9.00              | 1.82          | 989                                    | 732               |
| 280       | turmeric (gm)                                     | 28.30             | 1.34          | 835                                    | 579               |
| 282       | dry chillies (gm)                                 | 56.63             | 5.31          | 829                                    | 616               |
| 283       | garlic (gm)                                       | 28.90             | 1.22          | 604                                    | 443               |
| 285       | ginger (gm)                                       | 49.35             | 0.68          | 515                                    | 373               |
| 288       | other spices (gm)                                 | 31.50             | 2.57          | 724                                    | 522               |
| 289       | spices : s.t. (280-288)                           | -                 | 11.42         | 969                                    | 724               |
| 290       | tea : cups (no.)                                  | 4.98              | 6.79          | 626                                    | 456               |
| 291       | tea : leaf (gm)                                   | 25.76             | 3.04          | 754                                    | 570               |
| 300       | biscuits  | 3.81              | 1.18          | 216                                    | 160               |
| 301       | salted refreshments                               | 0.75              | 0.56          | 85                                     | 60                |
| 303       | cooked meals (no.)                                | 0.14              | 0.88          | 36                                     | 33                |
| 308       | other processed food                              | -                 | 3.18          | 468                                    | 323               |
| 309       | beverages etc.: s.t. (290-308)                    | -                 | 16.41         | 951                                    | 696               |
| 888       | total food  | -                 | 339.00        | 1000                                   | 738               |
|           | <b>Meghalaya</b>                                  |                   |               |  |                   |
| 101       | rice - P.D.S.                                     | 2.07              | 21.58         | 568                                    | 522               |
| 102       | rice - other sources                              | 9.18              | 111.23        | 989                                    | 913               |
| 105       | muri  | 0.02              | 0.52          | 173                                    | 187               |
| 113       | bread (bakery)                                    | 0.05              | 1.20          | 255                                    | 247               |
| 117       | maize & products                                  | 0.19              | 1.26          | 140                                    | 129               |
| 129       | cereal: s.t. (101-122)                            | 11.58             | 136.71        | 1000                                   | 932               |
| 139       | cereal substitutes (tapioca, jackfruit seed etc.) | 0.40              | 1.19          | 192                                    | 205               |
| 143       | moong   | 0.02              | 0.55          | 107                                    | 85                |
| 144       | masur   | 0.22              | 6.13          | 790                                    | 764               |
| 159       | pulses & pulse products: s.t. (140-153)           | 0.26              | 7.20          | 838                                    | 803               |

\* Unless otherwise specified

(Contd.)

NSS Report No. 461: Consumption of Some Important Commodities in India, 1999-2000

**Table 2R: Monthly per capita quantity and value of consumption for food items for each State and UT**

| <b>Rural</b>     |   |                   |               |   |                      |
|------------------|---|-------------------|---------------|---|----------------------|
| item code        | item  | quantity<br>(kg*) | value<br>(Rs) | no.of households<br>reporting consumption |                      |
|                  |   |                   |               | per 1000<br>households                    | sample<br>households |
| (1)              | (2)   | (3)               | (4)           | (5)                                       | (6)                  |
| <b>Meghalaya</b> |   |                   |               |   |                      |
| 160              | milk: liquid (litre)                        | 0.92              | 8.81          | 292                                       | 313                  |
| 162              | milk : condensed/ powder                    | 0.02              | 0.59          | 46  | 45                   |
| 169              | milk & milk products: s.t.(160-167)         | -                 | 10.00         | 352                                       | 367                  |
| 171              | mustard oil                                 | 0.25              | 11.60         | 972                                       | 907                  |
| 174              | edible oil (others)                         | 0.05              | 0.60          | 301                                       | 333                  |
| 179              | edible oil: s.t. (170-174)                  | 0.31              | 12.46         | 995                                       | 928                  |
| 180              | eggs (no.)                                  | 1.46              | 3.00          | 404                                       | 410                  |
| 181              | fish, prawn                                 | 0.26              | 14.19         | 810                                       | 759                  |
| 183              | beef/ buffalo meat                          | 0.46              | 23.86         | 882                                       | 800                  |
| 184              | pork  | 0.17              | 13.56         | 628                                       | 574                  |
| 185              | chicken                                     | 0.17              | 3.24          | 189                                       | 207                  |
| 186              | others (birds, crab, oyster, tortoise etc.) | 0.07              | 4.12          | 332                                       | 352                  |
| 189              | egg, fish & meat: s.t. (180-186)            | -                 | 62.33         | 996                                       | 928                  |
| 190              | potato                                      | 1.16              | 7.74          | 985                                       | 914                  |
| 191              | onion                                       | 0.34              | 4.19          | 974                                       | 910                  |
| 192              | radish                                      | 0.07              | 0.36          | 125                                       | 142                  |
| 193              | carrot                                      | 0.04              | 0.54          | 148                                       | 126                  |
| 196              | sweet potato                                | 0.19              | 0.76          | 164                                       | 158                  |
| 197              | arum  | 0.55              | 2.66          | 459                                       | 457                  |
| 198              | pumpkin                                     | 0.64              | 3.40          | 626                                       | 603                  |
| 200              | gourd                                       | 0.25              | 1.19          | 238                                       | 226                  |
| 201              | bitter gourd                                | 0.09              | 0.96          | 214                                       | 198                  |
| 202              | cucumber                                    | 0.16              | 1.28          | 234                                       | 191                  |
| 204              | jhinga / torai                              | 0.08              | 0.60          | 124                                       | 134                  |
| 206              | papaya (green)                              | 0.21              | 1.01          | 265                                       | 259                  |
| 207              | cauliflower                                 | 0.12              | 1.16          | 204                                       | 214                  |
| 208              | cabbage                                     | 0.39              | 2.87          | 507                                       | 467                  |
| 210              | brinjal                                     | 0.28              | 2.00          | 362                                       | 355                  |
| 211              | lady's finger                               | 0.06              | 0.52          | 161                                       | 161                  |
| 212              | palak/other leafy vegetables                | 1.02              | 6.74          | 873                                       | 807                  |
| 213              | french beans and barbati                    | 0.12              | 1.06          | 234                                       | 232                  |
| 214              | tomato                                      | 0.17              | 1.84          | 446                                       | 393                  |
| 216              | chillies (green)                            | 0.16              | 3.72          | 979                                       | 913                  |
| 221              | lemon (no.)                                 | 0.65              | 0.61          | 214                                       | 212                  |
| 222              | other vegetables                            | 0.77              | 4.37          | 673                                       | 648                  |
| 229              | vegetables: s.t. (190-222)                  | -                 | 50.17         | 1000                                      | 932                  |
| 230              | banana (no.)                                | 2.89              | 2.14          | 354                                       | 342                  |
| 233              | pineapple (no.)                             | 0.18              | 0.63          | 112                                       | 100                  |
| 237              | orange,mausami (no.)                        | 0.39              | 0.69          | 99  | 113                  |
| 247              | other fresh fruits                          | -                 | 3.29          | 444                                       | 432                  |
| 249              | fruits (fresh) : s.t. (230-247)             | -                 | 8.77          | 740                                       | 718                  |
| 260              | sugar - P.D.S.                              | 0.20              | 2.80          | 695                                       | 652                  |
| 261              | sugar - other sources                       | 0.38              | 7.35          | 866                                       | 784                  |
| 269              | sugar : s.t. (260-264)                      | 0.58              | 10.16         | 995                                       | 928                  |

\* Unless otherwise specified

(Contd.)

NSS Report No. 461: Consumption of Some Important Commodities in India, 1999-2000

**Table 2R: Monthly per capita quantity and value of consumption for food items for each State and UT**

| item code        | item  | quantity<br>(kg*) | value<br>(Rs) | Rural                                   |                   |
|------------------|---|-------------------|---------------|---|-------------------|
|                  |   |                   |               | no. of households reporting consumption |                   |
|                  |   |                   |               | per 1000 households                     | sample households |
| (1)              | (2)   | (3)               | (4)           | (5)                                     | (6)               |
| <b>Meghalaya</b> |   |                   |               |   |                   |
| 279              | salt  | 0.26              | 1.41          | 994                                     | 928               |
| 280              | turmeric (gm)                               | 21.55             | 1.63          | 985                                     | 922               |
| 281              | black pepper (gm)                           | 2.75              | 0.72          | 263                                     | 224               |
| 282              | dry chillies (gm)                           | 1.98              | 0.13          | 104                                     | 107               |
| 283              | garlic (gm)                                 | 28.54             | 1.47          | 820                                     | 754               |
| 285              | ginger (gm)                                 | 50.23             | 1.44          | 912                                     | 858               |
| 288              | other spices (gm)                           | 4.51              | 0.42          | 250                                     | 246               |
| 289              | spices : s.t. (280-288)                     | -                 | 5.87          | 998                                     | 931               |
| 290              | tea : cups (no.)                            | 5.39              | 9.00          | 838                                     | 791               |
| 291              | tea : leaf (gm)                             | 61.63             | 8.18          | 987                                     | 922               |
| 300              | biscuits                                    | 0.11              | 6.53          | 615                                     | 585               |
| 301              | salted refreshments                         | 0.05              | 1.62          | 287                                     | 307               |
| 303              | cooked meals (no.)                          | 0.13              | 1.74          | 65                                      | 59                |
| 308              | other processed food                        | -                 | 6.26          | 526                                     | 534               |
| 309              | beverages etc.: s.t. (290-308)              | -                 | 34.12         | 999                                     | 932               |
| 888              | total food                                  | -                 | 341.00        | 1000                                    | 933               |
| <b>Mizoram</b>   |   |                   |               |   |                   |
| 101              | rice - P.D.S.                               | 6.13              | 62.13         | 738                                     | 316               |
| 102              | rice - other sources                        | 6.12              | 74.23         | 829                                     | 349               |
| 108              | wheat/atta - other sources                  | 0.07              | 0.83          | 18                                      | 7                 |
| 113              | bread (bakery)                              | 0.22              | 3.29          | 224                                     | 82                |
| 129              | cereal: s.t. (101-122)                      | 12.64             | 142.02        | 1000                                    | 428               |
| 143              | moong                                       | 0.04              | 1.28          | 90                                      | 70                |
| 144              | masur                                       | 0.45              | 13.45         | 767                                     | 290               |
| 146              | peas  | 0.12              | 1.85          | 228                                     | 105               |
| 147              | soyabean                                    | 0.07              | 1.60          | 292                                     | 115               |
| 150              | other pulses                                | 0.10              | 1.32          | 164                                     | 66                |
| 153              | other pulse products                        | 0.05              | 0.92          | 72                                      | 32                |
| 159              | pulses & pulse products: s.t. (140-153)     | 0.84              | 20.63         | 962                                     | 410               |
| 160              | milk: liquid (litre)                        | 0.44              | 5.35          | 144                                     | 67                |
| 161              | baby food                                   | 0.06              | 0.85          | 31                                      | 14                |
| 162              | milk : condensed/ powder                    | 3.72              | 11.63         | 656                                     | 270               |
| 167              | other milk products                         | 0.01              | 0.57          | 4                                       | 1                 |
| 169              | milk & milk products: s.t.(160-167)         | -                 | 18.79         | 738                                     | 310               |
| 171              | mustard oil                                 | 3.71              | 16.45         | 858                                     | 368               |
| 172              | groundnut oil                               | 0.02              | 1.29          | 39                                      | 14                |
| 174              | edible oil (others)                         | 0.04              | 1.82          | 100                                     | 47                |
| 179              | edible oil: s.t. (170-174)                  | 3.77              | 19.65         | 994                                     | 426               |
| 180              | eggs (no.)                                  | 1.75              | 4.89          | 633                                     | 268               |
| 181              | fish, prawn                                 | 0.20              | 14.18         | 411                                     | 219               |
| 183              | beef/ buffalo meat                          | 0.15              | 11.07         | 299                                     | 131               |
| 184              | pork  | 0.26              | 21.75         | 537                                     | 198               |
| 185              | chicken                                     | 0.11              | 11.37         | 375                                     | 179               |
| 186              | others (birds, crab, oyster, tortoise etc.) | 0.21              | 7.74          | 373                                     | 150               |

\* Unless otherwise specified

(Contd.)

NSS Report No. 461: Consumption of Some Important Commodities in India, 1999-2000

**Table 2R: Monthly per capita quantity and value of consumption for food items for each State and UT**

| item code       | item                             | quantity<br>(kg*) | value<br>(Rs) | Rural                                  |                   |
|-----------------|----------------------------------|-------------------|---------------|--|-------------------|
|                 |                                  |                   |               | no.of households reporting consumption |                   |
|                 |                                  |                   |               | per 1000 households                    | sample households |
| (1)             | (2)                              | (3)               | (4)           | (5)                                    | (6)               |
| <b>Mizoram</b>  |                                  |                   |               |  |                   |
| 189             | egg, fish & meat: s.t. (180-186) | -                 | 71.40         | 1000                                   | 428               |
| 190             | potato                           | 0.60              | 6.87          | 813                                    | 336               |
| 191             | onion                            | 1.33              | 4.38          | 951                                    | 407               |
| 198             | pumpkin                          | 0.81              | 5.99          | 718                                    | 308               |
| 200             | gourd                            | 0.17              | 1.48          | 165                                    | 89                |
| 201             | bitter gourd                     | 0.23              | 2.19          | 338                                    | 168               |
| 202             | cucumber                         | 0.30              | 0.63          | 91                                     | 53                |
| 205             | snake gourd                      | 0.19              | 1.73          | 167                                    | 103               |
| 208             | cabbage                          | 0.18              | 1.61          | 249                                    | 116               |
| 210             | brinjal                          | 0.76              | 6.07          | 834                                    | 354               |
| 211             | lady's finger                    | 0.09              | 1.00          | 178                                    | 92                |
| 212             | palak/other leafy vegetables     | 5.14              | 35.24         | 928                                    | 391               |
| 213             | french beans and barbati         | 0.03              | 0.60          | 73                                     | 38                |
| 214             | tomato                           | 0.49              | 2.41          | 346                                    | 155               |
| 215             | peas                             | 0.09              | 0.89          | 105                                    | 50                |
| 216             | chillies (green)                 | 0.49              | 4.22          | 801                                    | 339               |
| 222             | other vegetables                 | 1.20              | 9.61          | 748                                    | 321               |
| 229             | vegetables: s.t. (190-222)       | -                 | 87.11         | 1000                                   | 427               |
| 230             | banana (no.)                     | 2.63              | 2.74          | 370                                    | 181               |
| 232             | watermelon                       | 0.07              | 0.72          | 59                                     | 35                |
| 247             | other fresh fruits               | -                 | 2.99          | 452                                    | 211               |
| 249             | fruits (fresh) : s.t. (230-247)  | -                 | 8.27          | 708                                    | 325               |
| 260             | sugar - P.D.S.                   | 6.48              | 3.63          | 664                                    | 269               |
| 261             | sugar - other sources            | 0.41              | 9.25          | 783                                    | 357               |
| 262             | gur                              | 0.10              | 1.69          | 201                                    | 68                |
| 269             | sugar : s.t. (260-264)           | 7.00              | 14.65         | 983                                    | 419               |
| 279             | salt                             | 3.29              | 3.24          | 995                                    | 425               |
| 280             | turmeric (gm)                    | 41.89             | 3.40          | 969                                    | 413               |
| 282             | dry chillies (gm)                | 5.28              | 0.93          | 307                                    | 109               |
| 283             | garlic (gm)                      | 15.34             | 1.42          | 359                                    | 148               |
| 285             | ginger (gm)                      | 42.33             | 2.93          | 762                                    | 298               |
| 286             | curry powder (gm)                | 6.48              | 0.58          | 111                                    | 53                |
| 288             | other spices (gm)                | 13.31             | 1.43          | 320                                    | 131               |
| 289             | spices : s.t. (280-288)          | -                 | 10.84         | 995                                    | 425               |
| 290             | tea : cups (no.)                 | 10.45             | 10.39         | 292                                    | 122               |
| 291             | tea : leaf (gm)                  | 105.93            | 12.58         | 972                                    | 417               |
| 300             | biscuits                         | 0.30              | 3.16          | 340                                    | 151               |
| 303             | cooked meals (no.)               | 0.19              | 2.38          | 95                                     | 45                |
| 308             | other processed food             | -                 | 0.80          | 95                                     | 29                |
| 309             | beverages etc.: s.t. (290-308)   | -                 | 31.02         | 999                                    | 426               |
| 888             | total food                       | -                 | 428.00        | 1000                                   | 428               |
| <b>Nagaland</b> |                                  |                   |               |  |                   |
| 101             | rice - P.D.S.                    | 0.21              | 1.31          | 23                                     | 11                |
| 102             | rice - other sources             | 13.87             | 196.39        | 988                                    | 471               |

\* Unless otherwise specified

(Contd.)

NSS Report No. 461: Consumption of Some Important Commodities in India, 1999-2000

**Table 2R: Monthly per capita quantity and value of consumption for food items for each State and UT**

| item code       | item  | quantity<br>(kg*) | value<br>(Rs) | Rural                                   |                   |
|-----------------|---|-------------------|---------------|---|-------------------|
|                 |   |                   |               | no. of households reporting consumption |                   |
|                 |   |                   |               | per 1000 households                     | sample households |
| (1)             | (2)   | (3)               | (4)           | (5)                                     | (6)               |
| <b>Nagaland</b> |   |                   |               |   |                   |
| 108             | wheat/atta - other sources                  | 0.13              | 1.53          | 177                                     | 94                |
| 113             | bread (bakery)                              | 0.24              | 6.15          | 373                                     | 191               |
| 117             | maize & products                            | 0.31              | 3.41          | 254                                     | 122               |
| 129             | cereal: s.t. (101-122)                      | 14.82             | 209.70        | 990                                     | 473               |
| 140             | arhar (tur)                                 | 0.02              | 0.58          | 38                                      | 17                |
| 142             | gram (whole)                                | 0.05              | 1.07          | 110                                     | 44                |
| 144             | masur                                       | 0.38              | 11.27         | 775                                     | 371               |
| 146             | peas  | 0.08              | 1.30          | 122                                     | 51                |
| 147             | soyabean                                    | 0.05              | 1.29          | 222                                     | 119               |
| 150             | other pulses                                | 0.19              | 3.24          | 418                                     | 194               |
| 159             | pulses & pulse products: s.t. (140-153)     | 0.82              | 19.71         | 949                                     | 451               |
| 160             | milk: liquid (litre)                        | 0.86              | 11.13         | 202                                     | 110               |
| 162             | milk : condensed/ powder                    | 0.20              | 24.54         | 697                                     | 340               |
| 169             | milk & milk products: s.t.(160-167)         | -                 | 36.58         | 804                                     | 388               |
| 170             | vanaspati, margarine                        | 0.01              | 0.62          | 37                                      | 17                |
| 171             | mustard oil                                 | 0.20              | 10.95         | 864                                     | 413               |
| 179             | edible oil: s.t. (170-174)                  | 0.21              | 11.85         | 875                                     | 419               |
| 180             | eggs (no.)                                  | 3.80              | 9.23          | 581                                     | 274               |
| 181             | fish, prawn                                 | 0.32              | 15.38         | 685                                     | 320               |
| 182             | goat meat/mutton                            | 0.01              | 1.03          | 48                                      | 24                |
| 183             | beef/ buffalo meat                          | 0.70              | 26.71         | 790                                     | 376               |
| 184             | pork  | 0.59              | 34.26         | 820                                     | 397               |
| 185             | chicken                                     | 0.11              | 10.70         | 369                                     | 173               |
| 186             | others (birds, crab, oyster, tortoise etc.) | 0.07              | 4.75          | 212                                     | 102               |
| 189             | egg, fish & meat: s.t. (180-186)            | -                 | 102.06        | 985                                     | 470               |
| 190             | potato                                      | 1.19              | 10.49         | 829                                     | 395               |
| 191             | onion                                       | 0.28              | 4.41          | 807                                     | 381               |
| 197             | arum  | 1.04              | 8.88          | 668                                     | 294               |
| 198             | pumpkin                                     | 0.58              | 3.65          | 547                                     | 254               |
| 200             | gourd                                       | 0.14              | 0.89          | 130                                     | 61                |
| 201             | bitter gourd                                | 0.10              | 1.16          | 181                                     | 90                |
| 202             | cucumber                                    | 0.25              | 2.30          | 226                                     | 108               |
| 204             | jhinga / torai                              | 0.08              | 0.76          | 97                                      | 56                |
| 206             | papaya (green)                              | 0.29              | 1.88          | 173                                     | 62                |
| 207             | cauliflower                                 | 0.24              | 2.94          | 305                                     | 144               |
| 208             | cabbage                                     | 0.54              | 5.35          | 572                                     | 266               |
| 210             | brinjal                                     | 0.34              | 3.24          | 598                                     | 287               |
| 211             | lady's finger                               | 0.05              | 0.57          | 103                                     | 53                |
| 212             | palak/other leafy vegetables                | 1.53              | 13.08         | 882                                     | 423               |
| 213             | french beans and barbati                    | 0.25              | 3.45          | 379                                     | 178               |
| 214             | tomato                                      | 0.34              | 5.67          | 664                                     | 319               |
| 216             | chillies (green)                            | 0.33              | 7.12          | 928                                     | 442               |
| 222             | other vegetables                            | 0.82              | 6.20          | 588                                     | 293               |
| 229             | vegetables: s.t. (190-222)                  | -                 | 83.58         | 988                                     | 472               |

\* Unless otherwise specified

(Contd.)

NSS Report No. 461: Consumption of Some Important Commodities in India, 1999-2000

**Table 2R: Monthly per capita quantity and value of consumption for food items for each State and UT**

| item code       | item                                    | quantity<br>(kg*) | value<br>(Rs) | Rural                                   |                   |
|-----------------|---|-------------------|---------------|---|-------------------|
|                 |   |                   |               | no. of households reporting consumption |                   |
|                 |   |                   |               | per 1000 households                     | sample households |
| (1)             | (2)                                     | (3)               | (4)           | (5)                                     | (6)               |
| <b>Nagaland</b> |   |                   |               |   |                   |
| 230             | banana (no.)                            | 5.96              | 5.26          | 541                                     | 260               |
| 233             | pineapple (no.)                         | 0.54              | 0.91          | 116                                     | 56                |
| 235             | guava                                   | 0.36              | 2.87          | 162                                     | 71                |
| 237             | orange,mausami (no.)                    | 0.53              | 1.24          | 135                                     | 71                |
| 238             | papaya                                  | 0.14              | 1.54          | 116                                     | 43                |
| 240             | mango                                   | 0.03              | 0.88          | 47                                      | 30                |
| 242             | pears (naspati)                         | 0.07              | 0.70          | 98                                      | 47                |
| 245             | apple                                   | 0.04              | 2.12          | 138                                     | 83                |
| 247             | other fresh fruits                      | -                 | 1.90          | 198                                     | 71                |
| 249             | fruits (fresh) : s.t. (230-247)         | -                 | 18.40         | 740                                     | 356               |
| 261             | sugar - other sources                   | 0.61              | 12.43         | 947                                     | 450               |
| 269             | sugar : s.t. (260-264)                  | 0.65              | 13.40         | 987                                     | 471               |
| 279             | salt                                    | 1.34              | 2.50          | 979                                     | 466               |
| 280             | turmeric (gm)                           | 10.33             | 0.83          | 396                                     | 204               |
| 282             | dry chillies (gm)                       | 35.76             | 2.82          | 551                                     | 283               |
| 283             | garlic (gm)                             | 55.63             | 2.66          | 744                                     | 358               |
| 285             | ginger (gm)                             | 145.13            | 3.62          | 926                                     | 433               |
| 288             | other spices (gm)                       | 15.29             | 1.02          | 244                                     | 143               |
| 289             | spices : s.t. (280-288)                 | -                 | 11.12         | 988                                     | 472               |
| 290             | tea : cups (no.)                        | 4.27              | 11.87         | 447                                     | 223               |
| 291             | tea : leaf (gm)                         | 100.78            | 14.58         | 982                                     | 469               |
| 298             | other beverages (cocoa, chocolate etc.) | -                 | 1.06          | 112                                     | 57                |
| 300             | biscuits                                | 2.28              | 10.62         | 658                                     | 326               |
| 301             | salted refreshments                     | 0.01              | 0.62          | 61                                      | 25                |
| 302             | prepared sweets                         | 0.23              | 1.14          | 177                                     | 82                |
| 303             | cooked meals (no.)                      | 0.18              | 2.84          | 30                                      | 22                |
| 304             | cake, pastry                            | 0.01              | 1.17          | 92                                      | 56                |
| 308             | other processed food                    | -                 | 0.88          | 102                                     | 52                |
| 309             | bevera ges etc.: s.t. (290-308)         | -                 | 45.66         | 995                                     | 478               |
| 888             | total food                              | -                 | 555.00        | 1000                                    | 480               |
| <b>Orissa</b>   |   |                   |               |   |                   |
| 101             | rice - P.D.S.                           | 1.53              | 5.76          | 500                                     | 1613              |
| 102             | rice - other sources                    | 12.09             | 113.16        | 971                                     | 3397              |
| 103             | chira                                   | 0.23              | 2.48          | 227                                     | 893               |
| 105             | muri                                    | 0.31              | 5.13          | 482                                     | 1648              |
| 108             | wheat/atta - other sources              | 0.49              | 5.07          | 262                                     | 1085              |
| 111             | suji, rawa                              | 0.04              | 0.53          | 145                                     | 677               |
| 121             | ragi & products                         | 0.28              | 1.46          | 159                                     | 556               |
| 129             | cereal: s.t. (101-122)                  | 15.09             | 134.38        | 990                                     | 3452              |
| 140             | arhar (tur)                             | 0.08              | 2.52          | 210                                     | 933               |
| 143             | moong                                   | 0.16              | 3.99          | 419                                     | 1545              |
| 144             | masur                                   | 0.09              | 2.09          | 314                                     | 1000              |
| 150             | other pulses                            | 0.05              | 0.71          | 150                                     | 480               |
| 159             | pulses & pulse products: s.t. (140-153) | 0.46              | 10.74         | 900                                     | 3167              |

\* Unless otherwise specified

(Contd.)

NSS Report No. 461: Consumption of Some Important Commodities in India, 1999-2000

**Table 2R: Monthly per capita quantity and value of consumption for food items for each State and UT**

| <b>Rural</b>  |                                     |                   |               |   |                      |
|---------------|-------------------------------------|-------------------|---------------|---|----------------------|
| item code     | item                                | quantity<br>(kg*) | value<br>(Rs) | no.of households<br>reporting consumption |                      |
|               |                                     |                   |               | per 1000<br>households                    | sample<br>households |
| (1)           | (2)                                 | (3)               | (4)           | (5)                                       | (6)                  |
| <b>Orissa</b> |                                     |                   |               |   |                      |
| 160           | milk: liquid (litre)                | 0.64              | 6.19          | 214                                       | 946                  |
| 162           | milk : condensed/ powder            | 0.04              | 0.87          | 56  | 259                  |
| 169           | milk & milk products: s.t.(160-167) | -                 | 7.81          | 275                                       | 1195                 |
| 171           | mustard oil                         | 0.17              | 7.54          | 654                                       | 2318                 |
| 172           | groundnut oil                       | 0.01              | 0.51          | 54  | 172                  |
| 174           | edible oil (others)                 | 0.07              | 2.36          | 314                                       | 1121                 |
| 179           | edible oil: s.t. (170-174)          | 0.26              | 10.83         | 979                                       | 3423                 |
| 180           | eggs (no.)                          | 0.49              | 0.89          | 187                                       | 705                  |
| 181           | fish, prawn                         | 0.31              | 7.77          | 701                                       | 2528                 |
| 182           | goat meat/mutton                    | 0.03              | 2.47          | 132                                       | 501                  |
| 185           | chicken                             | 0.03              | 1.76          | 108                                       | 394                  |
| 189           | egg, fish & meat: s.t. (180-186)    | -                 | 13.57         | 815                                       | 2879                 |
| 190           | potato                              | 1.86              | 8.96          | 953                                       | 3332                 |
| 191           | onion                               | 0.43              | 2.94          | 944                                       | 3299                 |
| 192           | radish                              | 0.15              | 0.43          | 196                                       | 686                  |
| 197           | arum                                | 0.11              | 0.58          | 212                                       | 842                  |
| 198           | pumpkin                             | 0.33              | 1.17          | 467                                       | 1762                 |
| 201           | bitter gourd                        | 0.08              | 0.52          | 230                                       | 922                  |
| 202           | cucumber                            | 0.11              | 0.51          | 186                                       | 750                  |
| 203           | parwal / patal                      | 0.07              | 0.57          | 175                                       | 705                  |
| 204           | jhinga / torai                      | 0.10              | 0.50          | 197                                       | 790                  |
| 206           | papaya (green)                      | 0.16              | 0.60          | 207                                       | 820                  |
| 207           | cauliflower                         | 0.12              | 0.65          | 166                                       | 578                  |
| 208           | cabbage                             | 0.19              | 0.75          | 211                                       | 772                  |
| 210           | brinjal                             | 0.58              | 3.46          | 791                                       | 2833                 |
| 211           | lady's finger                       | 0.10              | 0.67          | 299                                       | 1118                 |
| 212           | palak/other leafy vegetables        | 0.82              | 2.92          | 840                                       | 2984                 |
| 213           | french beans and barbati            | 0.04              | 0.25          | 100                                       | 431                  |
| 214           | tomato                              | 0.34              | 1.73          | 507                                       | 1793                 |
| 216           | chillies (green)                    | 0.07              | 1.10          | 801                                       | 2869                 |
| 221           | lemon (no.)                         | 0.66              | 0.42          | 346                                       | 1390                 |
| 222           | other vegetables                    | 0.35              | 1.76          | 469                                       | 1711                 |
| 229           | vegetables: s.t. (190-222)          | -                 | 31.02         | 985                                       | 3442                 |
| 230           | banana (no.)                        | 1.42              | 1.00          | 334                                       | 1371                 |
| 234           | coconut (no.)                       | 0.20              | 1.32          | 355                                       | 1418                 |
| 240           | mango                               | 0.06              | 0.52          | 104                                       | 377                  |
| 249           | fruits (fresh) : s.t. (230-247)     | -                 | 3.49          | 541                                       | 2038                 |
| 260           | sugar - P.D.S.                      | 0.18              | 2.31          | 615                                       | 2196                 |
| 261           | sugar - other sources               | 0.18              | 3.16          | 531                                       | 1931                 |
| 262           | gur                                 | 0.03              | 0.38          | 150                                       | 605                  |
| 269           | sugar : s.t. (260-264)              | 0.39              | 5.91          | 859                                       | 3054                 |
| 279           | salt                                | 0.42              | 1.14          | 983                                       | 3433                 |
| 280           | turmeric (gm)                       | 32.29             | 1.57          | 979                                       | 3414                 |
| 282           | dry chillies (gm)                   | 28.24             | 1.55          | 931                                       | 3280                 |

\* Unless otherwise specified

(Contd.)

NSS Report No. 461: Consumption of Some Important Commodities in India, 1999-2000



**Table 2R: Monthly per capita quantity and value of consumption for food items for each State and UT**

| item code     | item                                    | quantity<br>(kg*) | value<br>(Rs) | Rural                                   |                   |
|---------------|---|-------------------|---------------|---|-------------------|
|               |   |                   |               | no. of households reporting consumption |                   |
|               |   |                   |               | per 1000 households                     | sample households |
| (1)           | (2)                                     | (3)               | (4)           | (5)                                     | (6)               |
| <b>Orissa</b> |   |                   |               |   |                   |
| 283           | garlic (gm)                             | 36.48             | 1.28          | 793                                     | 2783              |
| 284           | tamarind (gm)                           | 14.95             | 0.14          | 139                                     | 534               |
| 285           | ginger (gm)                             | 16.29             | 0.61          | 451                                     | 1805              |
| 287           | oilseeds (gm)                           | 21.97             | 0.60          | 562                                     | 1965              |
| 288           | other spices (gm)                       | 29.55             | 1.93          | 850                                     | 3068              |
| 289           | spices : s.t. (280-288)                 | -                 | 7.94          | 984                                     | 3438              |
| 290           | tea : cups (no.)                        | 1.30              | 1.21          | 181                                     | 773               |
| 291           | tea : leaf (gm)                         | 21.24             | 2.71          | 654                                     | 2268              |
| 300           | biscuits                                | 0.36              | 1.47          | 328                                     | 1278              |
| 301           | salted refreshments                     | 0.12              | 1.83          | 320                                     | 1247              |
| 303           | cooked meals (no.)                      | 0.36              | 2.46          | 57                                      | 232               |
| 308           | other processed food                    | -                 | 1.93          | 190                                     | 808               |
| 309           | beverages etc.: s.t. (290-308)          | -                 | 12.18         | 844                                     | 2977              |
| 888           | total food                              | -                 | 239.00        | 999                                     | 3475              |
| <b>Punjab</b> |   |                   |               |   |                   |
| 102           | rice - other sources                    | 0.69              | 8.11          | 710                                     | 1537              |
| 108           | wheat/atta - other sources              | 9.54              | 62.70         | 986                                     | 2122              |
| 117           | maize & products                        | 0.18              | 1.51          | 143                                     | 302               |
| 129           | cereal: s.t. (101-122)                  | 10.58             | 73.86         | 996                                     | 2142              |
| 141           | gram (split)                            | 0.17              | 3.38          | 649                                     | 1421              |
| 142           | gram (whole)                            | 0.15              | 2.98          | 577                                     | 1298              |
| 143           | moong                                   | 0.24              | 6.60          | 905                                     | 1951              |
| 144           | masur                                   | 0.20              | 5.42          | 848                                     | 1800              |
| 145           | urd                                     | 0.11              | 2.84          | 484                                     | 1077              |
| 150           | other pulses                            | 0.07              | 2.05          | 289                                     | 672               |
| 152           | besan                                   | 0.09              | 1.81          | 429                                     | 949               |
| 159           | pulses & pulse products: s.t. (140-153) | 1.06              | 25.61         | 995                                     | 2141              |
| 160           | milk: liquid (litre)                    | 11.67             | 118.60        | 989                                     | 2129              |
| 163           | curd                                    | 0.07              | 1.07          | 27                                      | 85                |
| 164           | ghee                                    | 0.09              | 7.62          | 166                                     | 396               |
| 169           | milk & milk products: s.t.(160-167)     | -                 | 127.90        | 992                                     | 2138              |
| 170           | vanaspati, margarine                    | 0.45              | 17.48         | 891                                     | 1901              |
| 171           | mustard oil                             | 0.09              | 3.78          | 424                                     | 872               |
| 174           | edible oil (others)                     | 0.02              | 0.71          | 45                                      | 101               |
| 179           | edible oil: s.t. (170-174)              | 0.56              | 22.05         | 977                                     | 2097              |
| 180           | eggs (no.)                              | 0.95              | 1.58          | 155                                     | 322               |
| 182           | goat meat/mutton                        | 0.02              | 1.91          | 76                                      | 153               |
| 185           | chicken                                 | 0.03              | 1.98          | 74                                      | 167               |
| 189           | egg, fish & meat: s.t. (180-186)        | -                 | 5.64          | 211                                     | 444               |
| 190           | potato                                  | 1.46              | 5.18          | 989                                     | 2130              |
| 191           | onion                                   | 0.95              | 6.58          | 987                                     | 2127              |
| 192           | radish                                  | 0.35              | 1.07          | 368                                     | 800               |
| 193           | carrot                                  | 0.28              | 1.16          | 355                                     | 725               |
| 198           | pumpkin                                 | 0.15              | 0.91          | 259                                     | 562               |

\* Unless otherwise specified

(Contd.)

NSS Report No. 461: Consumption of Some Important Commodities in India, 1999-2000

**Table 2R: Monthly per capita quantity and value of consumption for food items for each State and UT**

| item code | item                                 | quantity<br>(kg*) | value<br>(Rs) | Rural                                   |                   |
|-----------|--------------------------------------|-------------------|---------------|---|-------------------|
|           |                                      |                   |               | no. of households reporting consumption |                   |
|           |                                      |                   |               | per 1000 households                     | sample households |
| (1)       | (2)                                  | (3)               | (4)           | (5)                                     | (6)               |
|           | <b>Punjab</b>                        |                   |               |   |                   |
| 200       | gourd                                | 0.17              | 1.02          | 277                                     | 604               |
| 201       | bitter gourd                         | 0.06              | 0.59          | 186                                     | 408               |
| 202       | cucumber                             | 0.10              | 0.52          | 109                                     | 250               |
| 204       | jhinga / torai                       | 0.04              | 0.34          | 111                                     | 246               |
| 207       | cauliflower                          | 0.45              | 2.10          | 487                                     | 1021              |
| 208       | cabbage                              | 0.20              | 0.96          | 279                                     | 636               |
| 210       | brinjal                              | 0.36              | 2.28          | 611                                     | 1356              |
| 211       | lady's finger                        | 0.17              | 1.39          | 317                                     | 749               |
| 212       | palak/other leafy vegetables         | 0.62              | 2.10          | 492                                     | 1038              |
| 214       | tomato                               | 0.48              | 4.60          | 800                                     | 1729              |
| 215       | peas                                 | 0.16              | 1.28          | 277                                     | 568               |
| 216       | chillies (green)                     | 0.26              | 0.82          | 426                                     | 905               |
| 221       | lemon (no.)                          | 0.80              | 0.78          | 223                                     | 533               |
| 222       | other vegetables                     | 0.19              | 1.33          | 235                                     | 518               |
| 229       | vegetables: s.t. (190-222)           | -                 | 35.83         | 995                                     | 2141              |
| 230       | banana (no.)                         | 3.09              | 3.59          | 441                                     | 1050              |
| 237       | orange,mausami (no.)                 | 0.31              | 0.55          | 75                                      | 181               |
| 240       | mango                                | 0.08              | 1.37          | 121                                     | 321               |
| 245       | apple                                | 0.11              | 2.33          | 213                                     | 540               |
| 249       | fruits (fresh) : s.t. (230-247)      | -                 | 9.45          | 595                                     | 1389              |
| 251       | groundnut                            | 0.03              | 0.88          | 105                                     | 237               |
| 259       | fruits (dry) : s.t. (250-257)        | 0.05              | 1.75          | 125                                     | 296               |
| 260       | sugar - P.D.S.                       | 0.22              | 2.75          | 546                                     | 1184              |
| 261       | sugar - other sources                | 1.55              | 25.84         | 976                                     | 2104              |
| 262       | gur                                  | 0.26              | 3.11          | 208                                     | 446               |
| 269       | sugar : s.t. (260-264)               | 2.03              | 31.72         | 992                                     | 2137              |
| 279       | salt                                 | 0.21              | 1.32          | 991                                     | 2132              |
| 280       | turmeric (gm)                        | 55.21             | 3.11          | 991                                     | 2133              |
| 281       | black pepper (gm)                    | 4.10              | 0.50          | 125                                     | 310               |
| 282       | dry chillies (gm)                    | 56.53             | 3.75          | 948                                     | 2039              |
| 283       | garlic (gm)                          | 39.74             | 1.44          | 609                                     | 1334              |
| 285       | ginger (gm)                          | 38.69             | 8.12          | 520                                     | 1105              |
| 288       | other spices (gm)                    | 39.20             | 3.99          | 781                                     | 1686              |
| 289       | spices : s.t. (280-288)              | -                 | 21.18         | 994                                     | 2140              |
| 290       | tea : cups (no.)                     | 1.72              | 2.70          | 173                                     | 380               |
| 291       | tea : leaf (gm)                      | 127.14            | 16.65         | 987                                     | 2121              |
| 295       | cold beverages: bottled/canned (no.) | 0.07              | 0.65          | 47                                      | 132               |
| 300       | biscuits                             | 1.33              | 3.07          | 411                                     | 958               |
| 301       | salted refreshments                  | 0.66              | 1.38          | 235                                     | 548               |
| 302       | prepared sweets                      | 0.10              | 2.72          | 180                                     | 426               |
| 303       | cooked meals (no.)                   | 0.38              | 2.64          | 50                                      | 102               |
| 305       | pickles (gm)                         | 34.45             | 1.25          | 344                                     | 765               |
| 309       | beverages etc.: s.t. (290-308)       | -                 | 31.93         | 997                                     | 2146              |
| 888       | total food                           | -                 | 388.00        | 1000                                    | 2152              |

\* Unless otherwise specified

(Contd.)

NSS Report No. 461: Consumption of Some Important Commodities in India, 1999-2000

**Table 2R: Monthly per capita quantity and value of consumption for food items for each State and UT**

| item code | item                                    | quantity<br>(kg*) | value<br>(Rs) | Rural                                  |                   |
|-----------|---|-------------------|---------------|--|-------------------|
|           |   |                   |               | no.of households reporting consumption |                   |
|           |   |                   |               | per 1000 households                    | sample households |
| (1)       | (2)                                     | (3)               | (4)           | (5)                                    | (6)               |
|           | <b>Rajasthan</b>                        |                   |               |  |                   |
| 102       | rice - other sources                    | 0.22              | 2.90          | 443                                    | 1501              |
| 107       | wheat/atta - P.D.S.                     | 0.20              | 1.00          | 54                                     | 172               |
| 108       | wheat/atta - other sources              | 9.59              | 66.82         | 821                                    | 2705              |
| 116       | bajra & products                        | 2.42              | 16.75         | 243                                    | 781               |
| 117       | maize & products                        | 1.63              | 9.65          | 204                                    | 604               |
| 129       | cereal: s.t. (101-122)                  | 14.19             | 98.14         | 993                                    | 3212              |
| 141       | gram (split)                            | 0.17              | 2.93          | 587                                    | 1887              |
| 143       | moong                                   | 0.19              | 4.75          | 763                                    | 2484              |
| 144       | masur                                   | 0.04              | 1.04          | 241                                    | 784               |
| 145       | urd                                     | 0.08              | 1.94          | 359                                    | 1157              |
| 152       | besan                                   | 0.11              | 2.19          | 554                                    | 1834              |
| 159       | pulses & pulse products: s.t. (140-153) | 0.67              | 14.20         | 982                                    | 3175              |
| 160       | milk: liquid (litre)                    | 9.62              | 95.91         | 961                                    | 3113              |
| 164       | ghee                                    | 0.10              | 13.10         | 318                                    | 1069              |
| 169       | milk & milk products: s.t.(160-167)     | -                 | 109.86        | 979                                    | 3166              |
| 171       | mustard oil                             | 0.24              | 9.21          | 561                                    | 1954              |
| 172       | groundnut oil                           | 0.09              | 4.44          | 222                                    | 668               |
| 174       | edible oil (others)                     | 0.09              | 3.83          | 209                                    | 578               |
| 179       | edible oil: s.t. (170-174)              | 0.43              | 17.96         | 983                                    | 3165              |
| 182       | goat meat/mutton                        | 0.08              | 3.83          | 145                                    | 445               |
| 189       | egg, fish & meat: s.t. (180-186)        | -                 | 4.66          | 169                                    | 527               |
| 190       | potato                                  | 0.70              | 3.29          | 937                                    | 3031              |
| 191       | onion                                   | 0.60              | 3.76          | 886                                    | 2869              |
| 192       | radish                                  | 0.13              | 0.45          | 195                                    | 650               |
| 193       | carrot                                  | 0.09              | 0.39          | 151                                    | 508               |
| 198       | pumpkin                                 | 0.05              | 0.32          | 128                                    | 431               |
| 200       | gourd                                   | 0.11              | 0.71          | 209                                    | 747               |
| 204       | jhinga / torai                          | 0.05              | 0.35          | 113                                    | 344               |
| 207       | cauliflower                             | 0.17              | 1.17          | 320                                    | 1089              |
| 208       | cabbage                                 | 0.09              | 0.62          | 219                                    | 749               |
| 210       | brinjal                                 | 0.27              | 1.80          | 598                                    | 1899              |
| 211       | lady's finger                           | 0.07              | 0.77          | 208                                    | 698               |
| 212       | palak/other leafy vegetables            | 0.22              | 1.21          | 371                                    | 1269              |
| 214       | tomato                                  | 0.32              | 2.84          | 648                                    | 2142              |
| 216       | chillies (green)                        | 0.33              | 2.13          | 681                                    | 2197              |
| 221       | lemon (no.)                             | 0.54              | 0.41          | 149                                    | 533               |
| 222       | other vegetables                        | 0.51              | 4.27          | 550                                    | 1735              |
| 229       | vegetables: s.t. (190-222)              | -                 | 25.37         | 993                                    | 3212              |
| 230       | banana (no.)                            | 1.77              | 1.46          | 300                                    | 1058              |
| 249       | fruits (fresh) : s.t. (230-247)         | -                 | 3.93          | 510                                    | 1731              |
| 251       | groundnut                               | 0.03              | 0.53          | 56                                     | 200               |
| 259       | fruits (dry) : s.t. (250-257)           | 0.05              | 1.28          | 112                                    | 404               |
| 260       | sugar - P.D.S.                          | 0.23              | 2.87          | 561                                    | 1801              |
| 261       | sugar - other sources                   | 0.76              | 12.49         | 946                                    | 3039              |

\* Unless otherwise specified

(Contd.)

**Table 2R: Monthly per capita quantity and value of consumption for food items for each State and UT**

| item code        | item                                    | quantity<br>(kg*) | value<br>(Rs) | Rural                                  |                   |
|------------------|---|-------------------|---------------|--|-------------------|
|                  |   |                   |               | no.of households reporting consumption |                   |
|                  |   |                   |               | per 1000 households                    | sample households |
| (1)              | (2)                                     | (3)               | (4)           | (5)                                    | (6)               |
| <b>Rajasthan</b> |   |                   |               |  |                   |
| 262              | gur                                     | 0.17              | 2.10          | 329                                    | 1088              |
| 269              | sugar : s.t. (260-264)                  | 1.17              | 17.48         | 994                                    | 3208              |
| 279              | salt                                    | 0.39              | 1.09          | 993                                    | 3211              |
| 280              | turmeric (gm)                           | 37.70             | 1.84          | 973                                    | 3150              |
| 282              | dry chillies (gm)                       | 107.22            | 6.31          | 988                                    | 3197              |
| 283              | garlic (gm)                             | 66.01             | 2.09          | 840                                    | 2699              |
| 285              | ginger (gm)                             | 6.63              | 0.27          | 149                                    | 534               |
| 288              | other spices (gm)                       | 54.08             | 3.86          | 854                                    | 2783              |
| 289              | spices : s.t. (280-288)                 | -                 | 14.94         | 993                                    | 3211              |
| 290              | tea : cups (no.)                        | 2.14              | 2.75          | 247                                    | 829               |
| 291              | tea : leaf (gm)                         | 80.74             | 10.65         | 964                                    | 3120              |
| 300              | biscuits                                | 1.34              | 1.05          | 233                                    | 822               |
| 301              | salted refreshments                     | 0.37              | 0.64          | 119                                    | 427               |
| 302              | prepared sweets                         | 0.02              | 0.52          | 38                                     | 173               |
| 303              | cooked meals (no.)                      | 0.13              | 1.14          | 11                                     | 33                |
| 308              | other processed food                    | -                 | 0.57          | 67                                     | 211               |
| 309              | beverages etc.: s.t. (290-308)          | -                 | 17.67         | 988                                    | 3193              |
| 888              | total food                              | -                 | 327.00        | 1000                                   | 3228              |
| <b>Sikkim</b>    |   |                   |               |  |                   |
| 101              | rice - P.D.S.                           | 8.60              | 58.69         | 762                                    | 818               |
| 102              | rice - other sources                    | 1.64              | 17.86         | 234                                    | 290               |
| 103              | chira                                   | 0.03              | 0.59          | 114                                    | 137               |
| 108              | wheat/atta -other sources               | 0.63              | 6.68          | 530                                    | 595               |
| 110              | maida                                   | 0.05              | 0.60          | 80                                     | 117               |
| 112              | sewai, noodles                          | 0.02              | 0.99          | 123                                    | 140               |
| 117              | maize & products                        | 0.89              | 5.28          | 470                                    | 503               |
| 120              | small millets & products                | 0.07              | 0.58          | 79                                     | 106               |
| 129              | cereal: s.t. (101-122)                  | 11.97             | 91.76         | 933                                    | 1022              |
| 142              | gram (whole)                            | 0.03              | 0.51          | 111                                    | 114               |
| 143              | moong                                   | 0.02              | 0.54          | 85                                     | 100               |
| 144              | masur                                   | 0.27              | 7.16          | 700                                    | 766               |
| 150              | other pulses                            | 0.11              | 3.42          | 418                                    | 485               |
| 153              | other pulse products                    | 0.03              | 0.71          | 115                                    | 105               |
| 159              | pulses & pulse products: s.t. (140-153) | 0.50              | 13.42         | 843                                    | 925               |
| 160              | milk: liquid (litre)                    | 4.27              | 40.30         | 793                                    | 869               |
| 161              | baby food                               | 0.01              | 0.68          | 21                                     | 13                |
| 163              | curd                                    | 0.04              | 0.57          | 89                                     | 86                |
| 164              | ghee                                    | 0.02              | 2.48          | 120                                    | 146               |
| 165              | butter                                  | 0.01              | 1.25          | 72                                     | 86                |
| 169              | milk & milk products: s.t.(160-167)     | -                 | 45.62         | 809                                    | 886               |
| 171              | mustard oil                             | 0.58              | 18.48         | 916                                    | 1006              |
| 179              | edible oil: s.t. (170-174)              | 0.60              | 19.34         | 934                                    | 1023              |
| 180              | eggs (no.)                              | 1.59              | 3.74          | 467                                    | 525               |
| 181              | fish, prawn                             | 0.03              | 1.72          | 141                                    | 152               |

\* Unless otherwise specified

(Contd.)

NSS Report No. 461: Consumption of Some Important Commodities in India, 1999-2000

**Table 2R: Monthly per capita quantity and value of consumption for food items for each State and UT**

| item code     | item                             | quantity<br>(kg*) | value<br>(Rs) | Rural                                   |                   |
|---------------|----------------------------------|-------------------|---------------|---|-------------------|
|               |                                  |                   |               | no. of households reporting consumption |                   |
|               |                                  |                   |               | per 1000 households                     | sample households |
| (1)           | (2)                              | (3)               | (4)           | (5)                                     | (6)               |
| <b>Sikkim</b> |                                  |                   |               |   |                   |
| 182           | goat meat/mutton                 | 0.05              | 4.42          | 160                                     | 190               |
| 183           | beef/ buffalo meat               | 0.23              | 9.42          | 326                                     | 368               |
| 184           | pork                             | 0.13              | 8.43          | 357                                     | 395               |
| 185           | chicken                          | 0.15              | 6.79          | 260                                     | 291               |
| 189           | egg, fish & meat: s.t. (180-186) | -                 | 34.58         | 812                                     | 902               |
| 190           | potato                           | 1.56              | 10.82         | 926                                     | 1015              |
| 191           | onion                            | 0.30              | 3.19          | 870                                     | 951               |
| 192           | radish                           | 0.17              | 1.35          | 348                                     | 348               |
| 198           | pumpkin                          | 0.48              | 3.56          | 626                                     | 668               |
| 200           | gourd                            | 0.11              | 1.01          | 236                                     | 245               |
| 201           | bitter gourd                     | 0.07              | 0.80          | 238                                     | 274               |
| 202           | cucumber                         | 0.13              | 1.10          | 232                                     | 207               |
| 207           | cauliflower                      | 0.13              | 1.26          | 240                                     | 302               |
| 208           | cabbage                          | 0.27              | 2.57          | 507                                     | 567               |
| 210           | brinjal                          | 0.11              | 1.11          | 356                                     | 401               |
| 212           | palak/other leafy vegetables     | 1.24              | 7.71          | 921                                     | 1006              |
| 213           | french beans and barbati         | 0.12              | 1.48          | 407                                     | 478               |
| 214           | tomato                           | 0.28              | 3.64          | 752                                     | 831               |
| 215           | peas                             | 0.03              | 0.55          | 126                                     | 156               |
| 216           | chillies (green)                 | 0.06              | 1.40          | 722                                     | 817               |
| 222           | other vegetables                 | 0.95              | 6.64          | 869                                     | 945               |
| 229           | vegetables: s.t. (190-222)       | -                 | 49.45         | 933                                     | 1022              |
| 230           | banana (no.)                     | 0.92              | 1.14          | 197                                     | 240               |
| 237           | orange,mausami (no.)             | 0.92              | 0.88          | 120                                     | 150               |
| 240           | mango                            | 0.02              | 0.61          | 71                                      | 61                |
| 249           | fruits (fresh) : s.t. (230-247)  | -                 | 3.88          | 347                                     | 402               |
| 260           | sugar - P.D.S.                   | 0.26              | 3.47          | 656                                     | 711               |
| 261           | sugar - other sources            | 0.08              | 1.46          | 255                                     | 292               |
| 269           | sugar : s.t. (260-264)           | 0.34              | 4.96          | 766                                     | 844               |
| 279           | salt                             | 0.27              | 1.26          | 934                                     | 1022              |
| 280           | turmeric (gm)                    | 18.76             | 1.31          | 925                                     | 1014              |
| 281           | black pepper (gm)                | 1.22              | 0.30          | 151                                     | 154               |
| 282           | dry chillies (gm)                | 4.91              | 0.46          | 344                                     | 398               |
| 283           | garlic (gm)                      | 28.71             | 1.47          | 761                                     | 848               |
| 285           | ginger (gm)                      | 59.64             | 2.50          | 896                                     | 976               |
| 288           | other spices (gm)                | 17.92             | 1.58          | 683                                     | 773               |
| 289           | spices : s.t. (280-288)          | -                 | 7.89          | 934                                     | 1022              |
| 290           | tea : cups (no.)                 | 1.40              | 3.31          | 453                                     | 518               |
| 291           | tea : leaf (gm)                  | 73.74             | 7.74          | 924                                     | 1009              |
| 300           | biscuits                         | 2.57              | 2.51          | 420                                     | 499               |
| 301           | salted refreshments              | 0.58              | 1.14          | 220                                     | 260               |
| 303           | cooked meals (no.)               | 0.97              | 10.24         | 164                                     | 169               |
| 308           | other processed food             | -                 | 3.20          | 304                                     | 339               |
| 309           | beverages etc.: s.t. (290-308)   | -                 | 29.46         | 998                                     | 1053              |

\* Unless otherwise specified

(Contd.)

NSS Report No. 461: Consumption of Some Important Commodities in India, 1999-2000

**Table 2R: Monthly per capita quantity and value of consumption for food items for each State and UT**

| <b>Rural</b> |   |                   |               |   |                      |
|--------------|---|-------------------|---------------|---|----------------------|
| item code    | item                                    | quantity<br>(kg*) | value<br>(Rs) | no.of households<br>reporting consumption |                      |
|              |   |                   |               | per 1000<br>households                    | sample<br>households |
| (1)          | (2)                                     | (3)               | (4)           | (5)                                       | (6)                  |
|              | <b>Sikkim</b>                           |                   |               |   |                      |
| 888          | total food                              | -                 | 302.00        | 1000                                      | 1056                 |
|              | <b>Tamil Nadu</b>                       |                   |               |   |                      |
| 101          | rice - P.D.S.                           | 3.16              | 11.52         | 742                                       | 2909                 |
| 102          | rice - other sources                    | 6.65              | 74.05         | 917                                       | 3889                 |
| 107          | wheat/atta - P.D.S.                     | 0.14              | 1.08          | 145                                       | 616                  |
| 108          | wheat/atta - other sources              | 0.06              | 0.59          | 75  | 410                  |
| 110          | maida                                   | 0.05              | 0.64          | 145                                       | 662                  |
| 111          | suji, rawa                              | 0.09              | 1.21          | 269                                       | 1252                 |
| 121          | ragi & products                         | 0.42              | 2.63          | 162                                       | 636                  |
| 129          | cereal: s.t. (101-122)                  | 10.66             | 92.62         | 984                                       | 4117                 |
| 140          | arhar (tur)                             | 0.35              | 10.79         | 925                                       | 3901                 |
| 141          | gram (split)                            | 0.07              | 1.54          | 411                                       | 1775                 |
| 143          | moong                                   | 0.07              | 1.95          | 386                                       | 1703                 |
| 145          | urd                                     | 0.21              | 6.23          | 747                                       | 3269                 |
| 150          | other pulses                            | 0.06              | 1.32          | 269                                       | 1088                 |
| 151          | gram products                           | 0.02              | 0.58          | 173                                       | 733                  |
| 153          | other pulse products                    | 0.02              | 0.57          | 135                                       | 627                  |
| 159          | pulses & pulse products: s.t. (140-153) | 0.83              | 23.63         | 981                                       | 4107                 |
| 160          | milk: liquid (litre)                    | 2.39              | 24.21         | 601                                       | 2684                 |
| 169          | milk & milk products: s.t.(160-167)     | -                 | 25.22         | 620                                       | 2777                 |
| 172          | groundnut oil                           | 0.27              | 10.35         | 669                                       | 2767                 |
| 173          | coconut oil                             | 0.01              | 0.51          | 52  | 226                  |
| 174          | edible oil (others)                     | 0.14              | 5.80          | 425                                       | 1906                 |
| 179          | edible oil: s.t. (170-174)              | 0.43              | 16.81         | 979                                       | 4095                 |
| 180          | eggs (no.)                              | 2.19              | 3.21          | 478                                       | 2096                 |
| 181          | fish, prawn                             | 0.17              | 5.65          | 322                                       | 1365                 |
| 182          | goat meat/mutton                        | 0.13              | 9.80          | 389                                       | 1737                 |
| 183          | beef/ buffalo meat                      | 0.04              | 1.77          | 99  | 338                  |
| 185          | chicken                                 | 0.07              | 3.83          | 240                                       | 1073                 |
| 189          | egg, fish & meat: s.t. (180-186)        | -                 | 24.52         | 765                                       | 3226                 |
| 190          | potato                                  | 0.35              | 3.05          | 874                                       | 3714                 |
| 191          | onion                                   | 0.58              | 4.60          | 977                                       | 4091                 |
| 192          | radish                                  | 0.10              | 0.68          | 366                                       | 1569                 |
| 193          | carrot                                  | 0.12              | 1.23          | 504                                       | 2270                 |
| 195          | beet                                    | 0.04              | 0.30          | 192                                       | 871                  |
| 197          | arum                                    | 0.05              | 0.37          | 221                                       | 954                  |
| 198          | pumpkin                                 | 0.03              | 0.18          | 127                                       | 494                  |
| 200          | gourd                                   | 0.07              | 0.26          | 140                                       | 539                  |
| 201          | bitter gourd                            | 0.06              | 0.64          | 286                                       | 1330                 |
| 205          | snake gourd                             | 0.08              | 0.58          | 285                                       | 1247                 |
| 208          | cabbage                                 | 0.23              | 1.84          | 699                                       | 2947                 |
| 210          | brinjal                                 | 0.46              | 3.65          | 907                                       | 3792                 |
| 211          | lady's finger                           | 0.23              | 1.93          | 735                                       | 3129                 |
| 212          | palak/other leafy vegetables            | 0.30              | 2.05          | 764                                       | 3166                 |

\* Unless otherwise specified

(Contd.)

NSS Report No. 461: Consumption of Some Important Commodities in India, 1999-2000

**Table 2R: Monthly per capita quantity and value of consumption for food items for each State and UT**

| item code         | item                                    | quantity<br>(kg*) | value<br>(Rs) | Rural                                   |                   |
|-------------------|---|-------------------|---------------|---|-------------------|
|                   |   |                   |               | no. of households reporting consumption |                   |
|                   |   |                   |               | per 1000 households                     | sample households |
| (1)               | (2)                                     | (3)               | (4)           | (5)                                     | (6)               |
| <b>Tamil Nadu</b> |   |                   |               |   |                   |
| 213               | french beans and barbati                | 0.05              | 0.45          | 207                                     | 845               |
| 214               | tomato                                  | 0.62              | 5.14          | 954                                     | 4012              |
| 216               | chillies (green)                        | 0.12              | 1.79          | 890                                     | 3743              |
| 218               | plantain (green)                        | 0.06              | 0.32          | 188                                     | 845               |
| 221               | lemon (no.)                             | 0.38              | 0.31          | 194                                     | 951               |
| 222               | other vegetables                        | 0.30              | 2.70          | 639                                     | 2646              |
| 229               | vegetables: s.t. (190-222)              | -                 | 32.58         | 983                                     | 4113              |
| 230               | banana (no.)                            | 3.21              | 2.69          | 546                                     | 2458              |
| 234               | coconut (no.)                           | 1.66              | 6.67          | 868                                     | 3661              |
| 240               | mango                                   | 0.11              | 0.61          | 91                                      | 401               |
| 249               | fruits (fresh) : s.t. (230-247)         | -                 | 11.30         | 911                                     | 3843              |
| 260               | sugar - P.D.S.                          | 0.35              | 4.20          | 716                                     | 3097              |
| 261               | sugar - other sources                   | 0.17              | 2.51          | 349                                     | 1632              |
| 269               | sugar : s.t. (260-264)                  | 0.53              | 7.03          | 800                                     | 3447              |
| 279               | salt                                    | 0.68              | 1.12          | 980                                     | 4102              |
| 280               | turmeric (gm)                           | 24.23             | 1.26          | 955                                     | 4001              |
| 281               | black pepper (gm)                       | 13.71             | 2.92          | 776                                     | 3364              |
| 282               | dry chillies (gm)                       | 86.54             | 3.58          | 964                                     | 4038              |
| 283               | garlic (gm)                             | 52.42             | 2.19          | 911                                     | 3836              |
| 284               | tamarind (gm)                           | 130.36            | 4.25          | 970                                     | 4061              |
| 285               | ginger (gm)                             | 18.99             | 0.82          | 610                                     | 2620              |
| 286               | curry powder (gm)                       | 36.10             | 2.40          | 570                                     | 2443              |
| 287               | oilseeds (gm)                           | 17.92             | 7.74          | 650                                     | 2742              |
| 288               | other spices (gm)                       | 80.66             | 4.40          | 937                                     | 3938              |
| 289               | spices : s.t. (280-288)                 | -                 | 29.57         | 983                                     | 4111              |
| 290               | tea : cups (no.)                        | 8.65              | 13.36         | 648                                     | 2684              |
| 291               | tea : leaf (gm)                         | 25.22             | 4.01          | 463                                     | 2038              |
| 292               | coffee : cups (no.)                     | 1.56              | 0.52          | 44                                      | 177               |
| 293               | coffee: powder (gm)                     | 15.48             | 2.38          | 286                                     | 1382              |
| 298               | other beverages (cocoa, chocolate etc.) | -                 | 0.72          | 33                                      | 195               |
| 300               | biscuits                                | 1.50              | 1.30          | 200                                     | 942               |
| 301               | salted refreshments                     | 2.87              | 3.15          | 473                                     | 2079              |
| 302               | prepared sweets                         | 0.17              | 0.97          | 127                                     | 663               |
| 303               | cooked meals (no.)                      | 0.62              | 6.06          | 106                                     | 472               |
| 305               | pickles (gm)                            | 5.14              | 0.42          | 164                                     | 739               |
| 308               | other processed food                    | -                 | 3.60          | 227                                     | 962               |
| 309               | beverages etc.: s.t. (290-308)          | -                 | 36.89         | 964                                     | 4058              |
| 888               | total food                              | -                 | 302.00        | 997                                     | 4164              |
| <b>Tripura</b>    |   |                   |               |   |                   |
| 101               | rice - P.D.S.                           | 2.63              | 22.30         | 642                                     | 653               |
| 102               | rice - other sources                    | 9.68              | 122.51        | 956                                     | 993               |
| 103               | chira                                   | 0.08              | 1.31          | 154                                     | 162               |
| 105               | muri                                    | 0.35              | 7.85          | 815                                     | 834               |
| 108               | wheat/atta - other sources              | 0.25              | 2.67          | 303                                     | 313               |

\* Unless otherwise specified

(Contd.)

NSS Report No. 461: Consumption of Some Important Commodities in India, 1999-2000

**Table 2R: Monthly per capita quantity and value of consumption for food items for each State and UT**

| item code | item  | quantity<br>(kg*) | value<br>(Rs) | Rural                                  |                   |
|-----------|---|-------------------|---------------|--|-------------------|
|           |   |                   |               | no.of households reporting consumption |                   |
|           |   |                   |               | per 1000 households                    | sample households |
| (1)       | (2)   | (3)               | (4)           | (5)                                    | (6)               |
|           | <b>Tripura</b>                              |                   |               |  |                   |
| 110       | maida                                       | 0.01              | 0.16          | 100                                    | 101               |
| 111       | suji, rawa                                  | 0.02              | 0.26          | 157                                    | 151               |
| 129       | cereal: s.t. (101-122)                      | 13.09             | 157.65        | 999                                    | 1030              |
| 143       | moong                                       | 0.03              | 0.86          | 192                                    | 186               |
| 144       | masur                                       | 0.39              | 9.61          | 930                                    | 937               |
| 147       | soyabean                                    | 0.01              | 0.52          | 263                                    | 230               |
| 159       | pulses & pulse products: s.t. (140-153)     | 0.46              | 11.62         | 966                                    | 976               |
| 160       | milk: liquid (litre)                        | 1.32              | 16.75         | 379                                    | 411               |
| 161       | baby food                                   | 0.01              | 0.72          | 36                                     | 36                |
| 162       | milk : condensed/ powder                    | 0.26              | 2.15          | 441                                    | 436               |
| 169       | milk & milk products: s.t.(160-167)         | -                 | 19.92         | 751                                    | 763               |
| 171       | mustard oil                                 | 0.58              | 16.48         | 961                                    | 992               |
| 179       | edible oil: s.t. (170-174)                  | 1.14              | 17.42         | 992                                    | 1023              |
| 180       | eggs (no.)                                  | 1.94              | 4.61          | 699                                    | 710               |
| 181       | fish, prawn                                 | 0.85              | 36.09         | 963                                    | 1000              |
| 182       | goat meat/mutton                            | 0.03              | 2.17          | 82                                     | 134               |
| 183       | beef/ buffalo meat                          | 0.02              | 1.19          | 98                                     | 93                |
| 184       | pork  | 0.03              | 2.01          | 122                                    | 143               |
| 185       | chicken                                     | 0.07              | 4.85          | 237                                    | 235               |
| 186       | others (birds, crab, oyster, tortoise etc.) | 0.02              | 1.40          | 232                                    | 196               |
| 189       | egg, fish & meat: s.t. (180-186)            | -                 | 52.31         | 993                                    | 1025              |
| 190       | potato                                      | 1.03              | 7.06          | 989                                    | 1017              |
| 191       | onion                                       | 0.33              | 3.44          | 957                                    | 985               |
| 192       | radish                                      | 0.50              | 1.02          | 273                                    | 281               |
| 196       | sweet potato                                | 0.13              | 0.51          | 143                                    | 172               |
| 197       | arum  | 0.17              | 0.51          | 170                                    | 234               |
| 198       | pumpkin                                     | 0.68              | 2.23          | 548                                    | 604               |
| 200       | gourd                                       | 0.36              | 1.19          | 337                                    | 385               |
| 201       | bitter gourd                                | 0.06              | 0.57          | 156                                    | 162               |
| 203       | parwal / patal                              | 0.05              | 0.53          | 124                                    | 132               |
| 204       | jhinga / torai                              | 0.25              | 2.13          | 387                                    | 396               |
| 206       | papaya (green)                              | 0.22              | 0.82          | 301                                    | 332               |
| 207       | cauliflower                                 | 0.23              | 1.52          | 240                                    | 229               |
| 208       | cabbage                                     | 0.37              | 1.53          | 338                                    | 337               |
| 210       | brinjal                                     | 0.66              | 4.83          | 934                                    | 963               |
| 211       | lady's finger                               | 0.12              | 0.93          | 201                                    | 200               |
| 212       | palak/other leafy vegetables                | 0.81              | 3.17          | 706                                    | 703               |
| 213       | french beans and barbati                    | 0.31              | 2.52          | 586                                    | 603               |
| 214       | tomato                                      | 0.15              | 0.98          | 242                                    | 245               |
| 216       | chillies (green)                            | 1.30              | 3.52          | 980                                    | 1010              |
| 221       | lemon (no.)                                 | 0.52              | 0.43          | 265                                    | 240               |
| 222       | other vegetables                            | 1.58              | 5.33          | 857                                    | 885               |
| 229       | vegetables: s.t. (190-222)                  | -                 | 45.34         | 1000                                   | 1031              |
| 230       | banana (no.)                                | 5.42              | 2.51          | 660                                    | 703               |

\* Unless otherwise specified

(Contd.)

NSS Report No. 461: Consumption of Some Important Commodities in India, 1999-2000



**Table 2R: Monthly per capita quantity and value of consumption for food items for each State and UT**

| <b>Rural</b>         |   |                   |               |   |                      |
|----------------------|---|-------------------|---------------|---|----------------------|
| item code            | item                                    | quantity<br>(kg*) | value<br>(Rs) | no.of households<br>reporting consumption |                      |
|                      |   |                   |               | per 1000<br>households                    | sample<br>households |
| (1)                  | (2)                                     | (3)               | (4)           | (5)                                       | (6)                  |
| <b>Tripura</b>       |   |                   |               |   |                      |
| 231                  | jackfruit                               | 0.49              | 0.75          | 115                                       | 114                  |
| 234                  | coconut (no.)                           | 0.12              | 0.67          | 219                                       | 223                  |
| 247                  | other fresh fruits                      | -                 | 1.66          | 329                                       | 265                  |
| 249                  | fruits (fresh) : s.t. (230-247)         | -                 | 7.19          | 726                                       | 774                  |
| 260                  | sugar - P.D.S.                          | 0.29              | 3.34          | 852                                       | 866                  |
| 261                  | sugar - other sources                   | 0.13              | 2.45          | 497                                       | 472                  |
| 262                  | gur                                     | 0.04              | 0.76          | 224                                       | 226                  |
| 269                  | sugar : s.t. (260-264)                  | 0.46              | 6.56          | 951                                       | 948                  |
| 279                  | salt                                    | 0.43              | 1.67          | 992                                       | 1022                 |
| 280                  | turmeric (gm)                           | 39.07             | 2.55          | 988                                       | 1023                 |
| 281                  | black pepper (gm)                       | 3.17              | 0.27          | 185                                       | 175                  |
| 282                  | dry chillies (gm)                       | 31.29             | 2.25          | 976                                       | 1005                 |
| 283                  | garlic (gm)                             | 27.67             | 1.24          | 890                                       | 905                  |
| 285                  | ginger (gm)                             | 32.41             | 1.00          | 735                                       | 735                  |
| 286                  | curry powder (gm)                       | 2.55              | 0.30          | 126                                       | 109                  |
| 288                  | other spices (gm)                       | 25.35             | 1.91          | 762                                       | 754                  |
| 289                  | spices : s.t. (280-288)                 | -                 | 9.63          | 993                                       | 1027                 |
| 290                  | tea : cups (no.)                        | 4.84              | 5.31          | 703                                       | 738                  |
| 291                  | tea : leaf (gm)                         | 31.00             | 3.83          | 843                                       | 850                  |
| 300                  | biscuits                                | 1.06              | 2.37          | 534                                       | 574                  |
| 302                  | prepared sweets                         | 0.05              | 0.67          | 75  | 91                   |
| 308                  | other processed food                    | -                 | 2.33          | 330                                       | 304                  |
| 309                  | beverages etc.: s.t. (290-308)          | -                 | 14.86         | 974                                       | 1005                 |
| 888                  | total food                              | -                 | 345.00        | 1000                                      | 1031                 |
| <b>Uttar Pradesh</b> |   |                   |               |   |                      |
| 101                  | rice - P.D.S.                           | 0.11              | 0.75          | 81  | 731                  |
| 102                  | rice - other sources                    | 4.17              | 36.55         | 906                                       | 8577                 |
| 107                  | wheat/atta - P.D.S.                     | 0.18              | 0.99          | 74  | 692                  |
| 108                  | wheat/atta - other sources              | 8.71              | 56.50         | 966                                       | 9070                 |
| 111                  | suji, rawa                              | 0.03              | 0.30          | 142                                       | 1573                 |
| 116                  | bajra & products                        | 0.10              | 0.51          | 25  | 219                  |
| 117                  | maize & products                        | 0.12              | 0.59          | 39  | 372                  |
| 129                  | cereal: s.t. (101-122)                  | 13.62             | 98.03         | 995                                       | 9393                 |
| 140                  | arhar (tur)                             | 0.34              | 9.58          | 667                                       | 6439                 |
| 141                  | gram (split)                            | 0.05              | 0.94          | 190                                       | 1899                 |
| 143                  | moong                                   | 0.03              | 0.79          | 151                                       | 1492                 |
| 144                  | masur                                   | 0.17              | 3.18          | 441                                       | 4128                 |
| 145                  | urd                                     | 0.18              | 3.49          | 473                                       | 4541                 |
| 146                  | peas                                    | 0.20              | 2.54          | 323                                       | 3080                 |
| 152                  | besan                                   | 0.06              | 1.13          | 308                                       | 3131                 |
| 159                  | pulses & pulse products: s.t. (140-153) | 1.07              | 22.50         | 972                                       | 9206                 |
| 160                  | milk: liquid (litre)                    | 4.52              | 43.48         | 732                                       | 7120                 |
| 164                  | ghee                                    | 0.02              | 2.46          | 92  | 1016                 |
| 169                  | milk & milk products: s.t.(160-167)     | -                 | 46.66         | 751                                       | 7305                 |

\* Unless otherwise specified

(Contd.)

NSS Report No. 461: Consumption of Some Important Commodities in India, 1999-2000

**Table 2R: Monthly per capita quantity and value of consumption for food items for each State and UT**

| item code            | item                             | quantity<br>(kg*) | value<br>(Rs) | Rural                                     |                      |
|----------------------|----------------------------------|-------------------|---------------|---|----------------------|
|                      |                                  |                   |               | no.of households<br>reporting consumption |                      |
|                      |                                  |                   |               | per 1000<br>households                    | sample<br>households |
| (1)                  | (2)                              | (3)               | (4)           | (5)                                       | (6)                  |
| <b>Uttar Pradesh</b> |                                  |                   |               |   |                      |
| 170                  | vanaspati, margarine             | 0.07              | 2.68          | 323                                       | 3357                 |
| 171                  | mustard oil                      | 0.41              | 14.55         | 955                                       | 9034                 |
| 179                  | edible oil: s.t. (170-174)       | 0.50              | 17.62         | 992                                       | 9363                 |
| 180                  | eggs (no.)                       | 0.47              | 0.87          | 134                                       | 1334                 |
| 181                  | fish, prawn                      | 0.06              | 1.86          | 165                                       | 1456                 |
| 182                  | goat meat/mutton                 | 0.09              | 3.66          | 173                                       | 1742                 |
| 183                  | beef/ buffalo meat               | 0.06              | 1.02          | 60  | 619                  |
| 189                  | egg, fish & meat: s.t. (180-186) | -                 | 7.89          | 368                                       | 3510                 |
| 190                  | potato                           | 2.87              | 9.02          | 989                                       | 9338                 |
| 191                  | onion                            | 0.49              | 3.23          | 888                                       | 8437                 |
| 192                  | radish                           | 0.22              | 0.64          | 310                                       | 3071                 |
| 197                  | arum                             | 0.07              | 0.40          | 130                                       | 1190                 |
| 198                  | pumpkin                          | 0.18              | 0.65          | 292                                       | 2774                 |
| 200                  | gourd                            | 0.27              | 0.98          | 362                                       | 3540                 |
| 203                  | parwal / patal                   | 0.06              | 0.59          | 165                                       | 1652                 |
| 204                  | jhinga / torai                   | 0.19              | 0.88          | 267                                       | 2560                 |
| 207                  | cauliflower                      | 0.30              | 1.22          | 339                                       | 3217                 |
| 208                  | cabbage                          | 0.12              | 0.47          | 207                                       | 1950                 |
| 210                  | brinjal                          | 0.29              | 1.44          | 583                                       | 5574                 |
| 211                  | lady's finger                    | 0.12              | 0.76          | 260                                       | 2554                 |
| 212                  | palak/other leafy vegetables     | 0.33              | 1.05          | 408                                       | 3937                 |
| 214                  | tomato                           | 0.32              | 2.15          | 603                                       | 5839                 |
| 215                  | peas                             | 0.11              | 0.66          | 173                                       | 1635                 |
| 216                  | chillies (green)                 | 0.30              | 1.47          | 833                                       | 7922                 |
| 221                  | lemon (no.)                      | 0.42              | 0.33          | 177                                       | 1849                 |
| 222                  | other vegetables                 | 0.15              | 0.74          | 204                                       | 1981                 |
| 229                  | vegetables: s.t. (190-222)       | -                 | 27.70         | 995                                       | 9391                 |
| 230                  | banana (no.)                     | 2.00              | 1.55          | 326                                       | 3313                 |
| 235                  | guava                            | 0.18              | 0.60          | 194                                       | 1887                 |
| 240                  | mango                            | 0.18              | 1.53          | 119                                       | 1169                 |
| 249                  | fruits (fresh) : s.t. (230-247)  | -                 | 5.50          | 634                                       | 6248                 |
| 251                  | groundnut                        | 0.06              | 0.45          | 111                                       | 1005                 |
| 259                  | fruits (dry) : s.t. (250-257)    | 0.10              | 1.29          | 186                                       | 1828                 |
| 260                  | sugar - P.D.S.                   | 0.16              | 2.00          | 441                                       | 4236                 |
| 261                  | sugar - other sources            | 0.49              | 7.92          | 770                                       | 7396                 |
| 262                  | gur                              | 0.30              | 3.05          | 508                                       | 4828                 |
| 269                  | sugar : s.t. (260-264)           | 0.95              | 13.04         | 978                                       | 9265                 |
| 279                  | salt                             | 0.43              | 0.86          | 990                                       | 9340                 |
| 280                  | turmeric (gm)                    | 42.90             | 1.92          | 910                                       | 8652                 |
| 281                  | black pepper (gm)                | 3.94              | 0.76          | 288                                       | 2902                 |
| 282                  | dry chillies (gm)                | 50.04             | 2.85          | 853                                       | 8108                 |
| 283                  | garlic (gm)                      | 42.92             | 1.28          | 735                                       | 7013                 |
| 285                  | ginger (gm)                      | 11.37             | 0.39          | 261                                       | 2667                 |
| 288                  | other spices (gm)                | 63.22             | 4.56          | 958                                       | 9072                 |

\* Unless otherwise specified

(Contd.)

NSS Report No. 461: Consumption of Some Important Commodities in India, 1999-2000

**Table 2R: Monthly per capita quantity and value of consumption for food items for each State and UT**

| item code            | item                                    | quantity<br>(kg*) | value<br>(Rs) | Rural                                     |                      |
|----------------------|---|-------------------|---------------|---|----------------------|
|                      |   |                   |               | no.of households<br>reporting consumption |                      |
|                      |   |                   |               | per 1000<br>households                    | sample<br>households |
| (1)                  | (2)                                     | (3)               | (4)           | (5)                                       | (6)                  |
| <b>Uttar Pradesh</b> |   |                   |               |   |                      |
| 289                  | spices : s.t. (280-288)                 | -                 | 12.04         | 992                                       | 9376                 |
| 290                  | tea : cups (no.)                        | 2.09              | 2.11          | 295                                       | 2842                 |
| 291                  | tea : leaf (gm)                         | 31.56             | 4.19          | 684                                       | 6760                 |
| 300                  | biscuits                                | 1.28              | 2.30          | 527                                       | 5241                 |
| 301                  | salted refreshments                     | 0.74              | 1.40          | 302                                       | 3054                 |
| 302                  | prepared sweets                         | 0.09              | 1.64          | 195                                       | 2011                 |
| 303                  | cooked meals (no.)                      | 0.20              | 1.68          | 30  | 298                  |
| 308                  | other processed food                    | -                 | 0.56          | 76  | 756                  |
| 309                  | beverages etc.: s.t. (290-308)          | -                 | 14.75         | 881                                       | 8461                 |
| 888                  | total food                              | -                 | 268.00        | 1000                                      | 9432                 |
| <b>West Bengal</b>   |   |                   |               |   |                      |
| 101                  | rice - P.D.S.                           | 0.23              | 1.35          | 168                                       | 729                  |
| 102                  | rice - other sources                    | 11.39             | 117.98        | 990                                       | 4507                 |
| 105                  | muri                                    | 0.84              | 13.33         | 675                                       | 3091                 |
| 107                  | wheat/atta - P.D.S.                     | 0.15              | 0.82          | 139                                       | 620                  |
| 108                  | wheat/atta - other sources              | 0.89              | 8.12          | 441                                       | 1994                 |
| 129                  | cereal: s.t. (101-122)                  | 13.59             | 142.76        | 998                                       | 4538                 |
| 143                  | moong                                   | 0.05              | 1.62          | 289                                       | 1590                 |
| 144                  | masur                                   | 0.28              | 7.65          | 859                                       | 4074                 |
| 148                  | khesari                                 | 0.06              | 0.95          | 174                                       | 566                  |
| 159                  | pulses & pulse products: s.t. (140-153) | 0.46              | 11.68         | 979                                       | 4466                 |
| 160                  | milk: liquid (litre)                    | 1.31              | 13.13         | 423                                       | 2165                 |
| 162                  | milk : condensed/ powder                | 0.02              | 0.65          | 90  | 428                  |
| 169                  | milk & milk products: s.t.(160-167)     | -                 | 14.65         | 508                                       | 2533                 |
| 171                  | mustard oil                             | 0.41              | 17.83         | 969                                       | 4397                 |
| 179                  | edible oil: s.t. (170-174)              | 0.43              | 18.48         | 991                                       | 4511                 |
| 180                  | eggs (no.)                              | 2.96              | 5.00          | 677                                       | 3076                 |
| 181                  | fish, prawn                             | 0.59              | 21.48         | 938                                       | 4267                 |
| 182                  | goat meat/mutton                        | 0.03              | 2.82          | 120                                       | 631                  |
| 183                  | beef/ buffalo meat                      | 0.07              | 2.60          | 176                                       | 645                  |
| 185                  | chicken                                 | 0.06              | 3.27          | 222                                       | 1142                 |
| 189                  | egg, fish & meat: s.t. (180-186)        | -                 | 35.46         | 970                                       | 4414                 |
| 190                  | potato                                  | 3.05              | 12.58         | 994                                       | 4518                 |
| 191                  | onion                                   | 0.42              | 3.47          | 936                                       | 4259                 |
| 192                  | radish                                  | 0.10              | 0.33          | 143                                       | 676                  |
| 197                  | arum                                    | 0.12              | 0.58          | 186                                       | 789                  |
| 198                  | pumpkin                                 | 0.33              | 1.47          | 546                                       | 2537                 |
| 200                  | gourd                                   | 0.19              | 0.78          | 311                                       | 1488                 |
| 201                  | bitter gourd                            | 0.08              | 0.77          | 300                                       | 1521                 |
| 202                  | cucumber                                | 0.06              | 0.35          | 153                                       | 817                  |
| 203                  | parwal / patal                          | 0.24              | 1.84          | 410                                       | 1941                 |
| 204                  | jhinga / torai                          | 0.21              | 1.35          | 377                                       | 1758                 |
| 206                  | papaya (green)                          | 0.21              | 0.85          | 340                                       | 1625                 |
| 207                  | cauliflower                             | 0.30              | 1.29          | 270                                       | 1292                 |

\* Unless otherwise specified

(Contd.)

**Table 2R: Monthly per capita quantity and value of consumption for food items for each State and UT**

| <b>Rural</b>               |   |                   |               |  |                      |
|----------------------------|---|-------------------|---------------|--|----------------------|
| item code                  | item  | quantity<br>(kg*) | value<br>(Rs) | no. of households<br>reporting consumption |                      |
|                            |   |                   |               | per 1000<br>households                     | sample<br>households |
| (1)                        | (2)   | (3)               | (4)           | (5)  | (6)                  |
| <b>West Bengal</b>         |   |                   |               |  |                      |
| 208                        | cabbage   | 0.40              | 1.38          | 348  | 1629                 |
| 210                        | brinjal   | 0.40              | 2.68          | 684  | 3188                 |
| 211                        | lady's finger                                     | 0.17              | 1.13          | 370  | 1726                 |
| 212                        | palak/other leafy vegetables                      | 0.86              | 2.79          | 832  | 3754                 |
| 213                        | french beans and barbati                          | 0.03              | 0.27          | 112  | 591                  |
| 214                        | tomato  | 0.11              | 0.66          | 262  | 1310                 |
| 216                        | chillies (green)                                  | 0.28              | 2.35          | 913  | 4163                 |
| 221                        | lemon (no.)                                       | 0.48              | 0.35          | 219  | 1132                 |
| 222                        | other vegetables                                  | 0.35              | 1.87          | 388  | 1850                 |
| 229                        | vegetables: s.t. (190-222)                        | -                 | 39.71         | 995  | 4526                 |
| 230                        | banana (no.)                                      | 1.54              | 1.19          | 271  | 1477                 |
| 240                        | mango   | 0.07              | 1.05          | 103  | 512                  |
| 249                        | fruits (fresh) : s.t. (230-247)                   | -                 | 4.22          | 433  | 2211                 |
| 260                        | sugar - P.D.S.                                    | 0.22              | 2.52          | 724  | 3231                 |
| 261                        | sugar - other sources                             | 0.21              | 3.67          | 682  | 3081                 |
| 262                        | gur   | 0.04              | 0.53          | 139  | 716                  |
| 269                        | sugar : s.t. (260-264)                            | 0.47              | 6.73          | 971  | 4422                 |
| 279                        | salt  | 0.39              | 1.32          | 994  | 4521                 |
| 280                        | turmeric (gm)                                     | 42.50             | 2.27          | 987  | 4486                 |
| 281                        | black pepper (gm)                                 | 1.58              | 0.27          | 100  | 356                  |
| 282                        | dry chillies (gm)                                 | 24.77             | 1.58          | 839  | 3849                 |
| 283                        | garlic (gm)                                       | 25.34             | 1.02          | 770  | 3481                 |
| 285                        | ginger (gm)                                       | 43.84             | 1.81          | 905  | 4093                 |
| 287                        | oilseeds (gm)                                     | 12.62             | 0.37          | 379  | 1827                 |
| 288                        | other spices (gm)                                 | 38.35             | 2.70          | 877  | 3953                 |
| 289                        | spices : s.t. (280-288)                           | -                 | 10.19         | 995  | 4525                 |
| 290                        | tea : cups (no.)                                  | 3.61              | 3.08          | 394  | 1748                 |
| 291                        | tea : leaf (gm)                                   | 27.79             | 3.10          | 601  | 2885                 |
| 300                        | biscuits  | 2.90              | 2.70          | 566  | 2668                 |
| 301                        | salted refreshments                               | 0.11              | 0.81          | 257  | 1243                 |
| 302                        | prepared sweets                                   | 0.08              | 0.92          | 170  | 924                  |
| 303                        | cooked meals (no.)                                | 0.28              | 2.15          | 31   | 139                  |
| 308                        | other processed food                              | -                 | 1.03          | 125  | 719                  |
| 309                        | beverages etc.: s.t. (290-308)                    | -                 | 14.11         | 860  | 3900                 |
| 888                        | total food  | -                 | 300.00        | 1000                                       | 4550                 |
| <b>A. &amp; N. Islands</b> |   |                   |               |  |                      |
| 101                        | rice - P.D.S.                                     | 4.23              | 43.94         | 675  | 211                  |
| 102                        | rice - other sources                              | 5.51              | 67.07         | 802  | 213                  |
| 105                        | muri  | 0.05              | 1.00          | 153  | 27                   |
| 107                        | wheat/atta - P.D.S.                               | 0.08              | 0.77          | 41   | 16                   |
| 108                        | wheat/atta - other sources                        | 1.02              | 10.24         | 578  | 173                  |
| 111                        | suji, rawa  | 0.04              | 0.66          | 130  | 39                   |
| 129                        | cereal: s.t. (101-122)                            | 11.00             | 125.00        | 963  | 265                  |
| 139                        | cereal substitutes (tapioca, jackfruit seed etc.) | 0.16              | 0.90          | 134  | 68                   |

\* Unless otherwise specified

(Contd.)

**Table 2R: Monthly per capita quantity and value of consumption for food items for each State and UT**

| item code                  | item  | quantity<br>(kg*) | value<br>(Rs) | Rural                                  |                   |
|----------------------------|---|-------------------|---------------|--|-------------------|
|                            |   |                   |               | no.of households reporting consumption |                   |
|                            |   |                   |               | per 1000 households                    | sample households |
| (1)                        | (2)   | (3)               | (4)           | (5)                                    | (6)               |
| <b>A. &amp; N. Islands</b> |   |                   |               |  |                   |
| 140                        | arhar (tur)                                 | 0.30              | 10.48         | 592                                    | 183               |
| 143                        | moong                                       | 0.34              | 8.15          | 519                                    | 110               |
| 144                        | masur                                       | 0.28              | 8.50          | 618                                    | 184               |
| 145                        | urd   | 0.06              | 1.97          | 180                                    | 40                |
| 146                        | peas  | 0.03              | 0.76          | 136                                    | 49                |
| 152                        | besan                                       | 0.02              | 0.59          | 139                                    | 29                |
| 159                        | pulses & pulse products: s.t. (140-153)     | 1.04              | 31.11         | 955                                    | 257               |
| 160                        | milk: liquid (litre)                        | 1.10              | 13.84         | 208                                    | 52                |
| 161                        | baby food                                   | -                 | 0.74          | 24                                     | 8                 |
| 162                        | milk : condensed/ powder                    | 0.17              | 23.24         | 641                                    | 182               |
| 163                        | curd  | 0.01              | 0.72          | 18                                     | 3                 |
| 169                        | milk & milk products: s.t.(160-167)         | -                 | 38.60         | 751                                    | 212               |
| 170                        | vanaspati, margarine                        | 0.01              | 0.74          | 43                                     | 12                |
| 171                        | mustard oil                                 | 0.46              | 26.14         | 695                                    | 151               |
| 172                        | groundnut oil                               | 0.04              | 2.36          | 89                                     | 24                |
| 173                        | coconut oil                                 | 0.09              | 3.52          | 87                                     | 80                |
| 174                        | edible oil (others)                         | 0.10              | 5.64          | 198                                    | 48                |
| 179                        | edible oil: s.t. (170-174)                  | 0.71              | 38.40         | 955                                    | 264               |
| 180                        | eggs (no.)                                  | 4.00              | 10.44         | 776                                    | 214               |
| 181                        | fish, prawn                                 | 1.24              | 31.56         | 920                                    | 252               |
| 182                        | goat meat/mutton                            | 0.04              | 1.55          | 81                                     | 17                |
| 183                        | beef/ buffalo meat                          | 0.02              | 1.21          | 52                                     | 9                 |
| 184                        | pork  | 0.04              | 2.48          | 61                                     | 44                |
| 185                        | chicken                                     | 0.24              | 19.65         | 571                                    | 148               |
| 186                        | others (birds, crab, oyster, tortoise etc.) | 0.09              | 3.11          | 177                                    | 39                |
| 189                        | egg, fish & meat: s.t. (180-186)            | -                 | 70.00         | 962                                    | 264               |
| 190                        | potato                                      | 0.75              | 9.24          | 954                                    | 262               |
| 191                        | onion                                       | 0.70              | 9.57          | 930                                    | 259               |
| 192                        | radish                                      | 0.04              | 0.53          | 126                                    | 26                |
| 198                        | pumpkin                                     | 0.22              | 2.61          | 517                                    | 132               |
| 200                        | gourd                                       | 0.17              | 2.07          | 410                                    | 90                |
| 201                        | bittergourd                                 | 0.13              | 2.45          | 377                                    | 94                |
| 202                        | cucumber                                    | 0.13              | 1.86          | 276                                    | 53                |
| 203                        | parwal / patal                              | 0.04              | 0.77          | 148                                    | 37                |
| 204                        | jhinga / torai                              | 0.13              | 2.19          | 395                                    | 79                |
| 205                        | snake gourd                                 | 0.09              | 1.42          | 265                                    | 68                |
| 206                        | papaya (green)                              | 0.12              | 0.85          | 227                                    | 90                |
| 208                        | cabbage                                     | 0.12              | 1.99          | 302                                    | 83                |
| 210                        | brinjal                                     | 0.29              | 4.71          | 700                                    | 182               |
| 211                        | lady's finger                               | 0.22              | 3.85          | 644                                    | 152               |
| 212                        | palak/other leafy vegetables                | 0.37              | 3.66          | 667                                    | 202               |
| 213                        | french beans and barbati                    | 0.10              | 1.59          | 341                                    | 81                |
| 214                        | tomato                                      | 0.18              | 3.16          | 505                                    | 130               |
| 216                        | chillies (green)                            | 0.09              | 4.42          | 918                                    | 243               |

\* Unless otherwise specified

(Contd.)

NSS Report No. 461: Consumption of Some Important Commodities in India, 1999-2000

**Table 2R: Monthly per capita quantity and value of consumption for food items for each State and UT**

| item code                  | item                                 | quantity<br>(kg*) | value<br>(Rs) | Rural                                   |                   |
|----------------------------|--------------------------------------|-------------------|---------------|---|-------------------|
|                            |                                      |                   |               | no. of households reporting consumption |                   |
|                            |                                      |                   |               | per 1000 households                     | sample households |
| (1)                        | (2)                                  | (3)               | (4)           | (5)                                     | (6)               |
| <b>A. &amp; N. Islands</b> |                                      |                   |               |   |                   |
| 218                        | plantain (green)                     | 0.23              | 1.95          | 387                                     | 139               |
| 221                        | lemon (no.)                          | 1.01              | 0.71          | 335                                     | 68                |
| 222                        | other vegetables                     | 0.13              | 1.29          | 210                                     | 98                |
| 229                        | vegetables: s.t. (190-222)           | -                 | 61.71         | 957                                     | 264               |
| 230                        | banana (no.)                         | 15.48             | 7.69          | 779                                     | 226               |
| 234                        | coconut (no.)                        | 0.81              | 4.16          | 560                                     | 181               |
| 235                        | guava                                | 0.22              | 0.57          | 112                                     | 21                |
| 238                        | papaya                               | 0.09              | 0.75          | 156                                     | 74                |
| 240                        | mango                                | 0.07              | 0.78          | 143                                     | 35                |
| 249                        | fruits (fresh) : s.t. (230-247)      | -                 | 15.58         | 911                                     | 253               |
| 260                        | sugar - P.D.S.                       | 0.60              | 7.40          | 869                                     | 247               |
| 261                        | sugar - other sources                | 0.25              | 4.97          | 609                                     | 183               |
| 269                        | sugar : s.t. (260-264)               | 0.85              | 12.47         | 946                                     | 262               |
| 279                        | salt                                 | 0.29              | 2.54          | 960                                     | 264               |
| 280                        | turmeric (gm)                        | 40.67             | 3.03          | 963                                     | 265               |
| 281                        | black pepper (gm)                    | 7.73              | 1.96          | 348                                     | 95                |
| 282                        | dry chillies (gm)                    | 34.53             | 2.49          | 943                                     | 255               |
| 283                        | garlic (gm)                          | 44.66             | 2.66          | 935                                     | 255               |
| 284                        | tamarind (gm)                        | 21.13             | 1.34          | 472                                     | 127               |
| 285                        | ginger (gm)                          | 38.75             | 2.58          | 832                                     | 212               |
| 286                        | curry powder (gm)                    | 18.71             | 2.29          | 564                                     | 143               |
| 287                        | oilseeds (gm)                        | 14.54             | 0.76          | 754                                     | 180               |
| 288                        | other spices (gm)                    | 32.75             | 4.18          | 843                                     | 232               |
| 289                        | spices : s.t. (280-288)              | -                 | 21.28         | 963                                     | 265               |
| 290                        | tea : cups (no.)                     | 7.24              | 15.98         | 680                                     | 194               |
| 291                        | tea : leaf (gm)                      | 63.23             | 9.87          | 899                                     | 251               |
| 295                        | cold beverages: bottled/canned (no.) | 0.64              | 1.26          | 76                                      | 27                |
| 297                        | coconut: green (no.)                 | 1.17              | 4.02          | 288                                     | 122               |
| 300                        | biscuits                             | 0.66              | 3.55          | 493                                     | 146               |
| 301                        | salted refreshments                  | 0.77              | 2.65          | 395                                     | 106               |
| 302                        | prepared sweets                      | 0.45              | 2.51          | 259                                     | 60                |
| 303                        | cooked meals (no.)                   | 0.98              | 12.79         | 110                                     | 24                |
| 308                        | other processed food                 | -                 | 8.69          | 363                                     | 113               |
| 309                        | beverages etc.: s.t. (290-308)       | -                 | 62.52         | 998                                     | 272               |
| 888                        | total food                           | -                 | 480.00        | 1000                                    | 273               |
| <b>Chandigarh</b>          |                                      |                   |               |   |                   |
| 102                        | rice - other sources                 | 2.49              | 29.38         | 838                                     | 171               |
| 108                        | wheat/atta - other sources           | 6.70              | 53.26         | 974                                     | 172               |
| 113                        | bread (bakery)                       | 0.07              | 1.25          | 145                                     | 40                |
| 129                        | cereal: s.t. (101-122)               | 9.37              | 84.90         | 987                                     | 175               |
| 140                        | arhar (tur)                          | 0.22              | 6.69          | 339                                     | 63                |
| 141                        | gram (split)                         | 0.21              | 4.20          | 738                                     | 132               |
| 142                        | gram (whole)                         | 0.10              | 2.31          | 405                                     | 80                |
| 143                        | moong                                | 0.21              | 6.00          | 740                                     | 133               |

\* Unless otherwise specified

(Contd.)

NSS Report No. 461: Consumption of Some Important Commodities in India, 1999-2000

**Table 2R: Monthly per capita quantity and value of consumption for food items for each State and UT**

| item code | item                                    | quantity<br>(kg*) | value<br>(Rs) | Rural                                   |                   |
|-----------|---|-------------------|---------------|---|-------------------|
|           |   |                   |               | no. of households reporting consumption |                   |
|           |   |                   |               | per 1000 households                     | sample households |
| (1)       | (2)                                     | (3)               | (4)           | (5)                                     | (6)               |
|           | <b>Chandigarh</b>                       |                   |               |   |                   |
| 144       | masur                                   | 0.21              | 5.88          | 797                                     | 142               |
| 145       | urd                                     | 0.09              | 2.57          | 369                                     | 82                |
| 150       | other pulses                            | 0.07              | 2.23          | 226                                     | 61                |
| 152       | besan                                   | 0.07              | 1.50          | 344                                     | 83                |
| 159       | pulses & pulse products: s.t. (140-153) | 1.21              | 31.78         | 987                                     | 175               |
| 160       | milk: liquid (litre)                    | 9.92              | 131.52        | 902                                     | 160               |
| 163       | curd                                    | 0.07              | 1.32          | 100                                     | 20                |
| 164       | ghee                                    | 0.08              | 11.20         | 250                                     | 37                |
| 169       | milk & milk products: s.t.(160-167)     | -                 | 144.96        | 902                                     | 160               |
| 170       | vanaspati, margarine                    | 0.22              | 8.66          | 349                                     | 75                |
| 171       | mustard oil                             | 0.33              | 13.87         | 728                                     | 118               |
| 172       | groundnut oil                           | 0.04              | 1.45          | 45                                      | 12                |
| 174       | edible oil (others)                     | 0.11              | 4.12          | 261                                     | 32                |
| 179       | edible oil: s.t. (170-174)              | 0.69              | 28.11         | 988                                     | 176               |
| 180       | eggs (no.)                              | 1.52              | 2.37          | 269                                     | 56                |
| 181       | fish, prawn                             | 0.04              | 1.69          | 82                                      | 10                |
| 182       | goat meat/mutton                        | 0.05              | 4.35          | 103                                     | 23                |
| 185       | chicken                                 | 0.07              | 4.97          | 129                                     | 28                |
| 189       | egg, fish & meat: s.t. (180-186)        | -                 | 13.52         | 364                                     | 73                |
| 190       | potato                                  | 1.89              | 7.77          | 987                                     | 175               |
| 191       | onion                                   | 1.09              | 7.72          | 961                                     | 168               |
| 192       | radish                                  | 0.23              | 0.91          | 326                                     | 61                |
| 193       | carrot                                  | 0.27              | 1.41          | 252                                     | 44                |
| 198       | pumpkin                                 | 0.14              | 0.96          | 366                                     | 44                |
| 200       | gourd                                   | 0.49              | 3.41          | 638                                     | 115               |
| 201       | bitter gourd                            | 0.04              | 0.42          | 100                                     | 36                |
| 202       | cucumber                                | 0.09              | 0.57          | 116                                     | 34                |
| 207       | cauliflower                             | 0.70              | 4.18          | 569                                     | 101               |
| 208       | cabbage                                 | 0.27              | 1.78          | 377                                     | 79                |
| 210       | brinjal                                 | 0.38              | 2.53          | 688                                     | 122               |
| 211       | lady's finger                           | 0.14              | 1.82          | 352                                     | 65                |
| 212       | palak/other leafy vegetables            | 0.37              | 1.79          | 417                                     | 83                |
| 214       | tomato                                  | 0.72              | 7.67          | 970                                     | 170               |
| 215       | peas                                    | 0.29              | 3.10          | 320                                     | 72                |
| 216       | chillies (green)                        | 1.49              | 1.29          | 672                                     | 108               |
| 221       | lemon (no.)                             | 1.47              | 1.03          | 296                                     | 64                |
| 222       | other vegetables                        | 0.07              | 0.41          | 110                                     | 15                |
| 229       | vegetables: s.t. (190-222)              | -                 | 50.04         | 987                                     | 175               |
| 230       | banana (no.)                            | 6.00              | 6.73          | 615                                     | 126               |
| 235       | guava                                   | 0.08              | 0.55          | 130                                     | 25                |
| 237       | orange,mausami (no.)                    | 0.33              | 0.93          | 70                                      | 18                |
| 240       | mango                                   | 0.66              | 9.13          | 210                                     | 28                |
| 241       | kharbooza                               | 0.14              | 0.97          | 151                                     | 9                 |
| 245       | apple                                   | 0.16              | 3.60          | 306                                     | 67                |

\* Unless otherwise specified

(Contd.)

NSS Report No. 461: Consumption of Some Important Commodities in India, 1999-2000

**Table 2R: Monthly per capita quantity and value of consumption for food items for each State and UT**

| item code                       | item                                    | quantity<br>(kg*) | value<br>(Rs) | Rural                                   |                   |
|---------------------------------|---|-------------------|---------------|---|-------------------|
|                                 |   |                   |               | no. of households reporting consumption |                   |
|                                 |   |                   |               | per 1000 households                     | sample households |
| (1)                             | (2)                                     | (3)               | (4)           | (5)                                     | (6)               |
| <b>Chandigarh</b>               |   |                   |               |   |                   |
| 246                             | grapes                                  | 0.02              | 0.63          | 84                                      | 29                |
| 247                             | other fresh fruits                      | -                 | 0.62          | 53                                      | 11                |
| 249                             | fruits (fresh) : s.t. (230-247)         | -                 | 23.83         | 824                                     | 148               |
| 260                             | sugar - P.D.S.                          | 0.21              | 2.60          | 270                                     | 62                |
| 261                             | sugar - other sources                   | 1.45              | 23.75         | 925                                     | 165               |
| 269                             | sugar : s.t. (260-264)                  | 1.69              | 26.74         | 953                                     | 168               |
| 279                             | salt                                    | 0.23              | 3.11          | 820                                     | 170               |
| 280                             | turmeric (gm)                           | 53.05             | 3.50          | 972                                     | 173               |
| 282                             | dry chillies (gm)                       | 47.73             | 3.88          | 923                                     | 159               |
| 283                             | garlic (gm)                             | 55.69             | 1.47          | 696                                     | 123               |
| 285                             | ginger (gm)                             | 56.96             | 1.90          | 626                                     | 122               |
| 288                             | other spices (gm)                       | 42.31             | 5.29          | 909                                     | 165               |
| 289                             | spices : s.t. (280-288)                 | -                 | 16.24         | 982                                     | 175               |
| 290                             | tea : cups (no.)                        | 6.49              | 12.97         | 506                                     | 107               |
| 291                             | tea : leaf (gm)                         | 82.59             | 13.73         | 848                                     | 151               |
| 296                             | fruit juice and shake (glass)           | 0.13              | 0.92          | 106                                     | 24                |
| 300                             | biscuits                                | 1.75              | 3.29          | 379                                     | 91                |
| 301                             | salted refreshments                     | 1.25              | 5.06          | 600                                     | 105               |
| 302                             | prepared sweets                         | 0.08              | 4.52          | 321                                     | 61                |
| 303                             | cooked meals (no.)                      | 0.67              | 6.99          | 45                                      | 11                |
| 305                             | pickles (gm)                            | 10.08             | 0.50          | 95                                      | 26                |
| 308                             | other processed food                    | -                 | 1.07          | 95                                      | 14                |
| 309                             | beverages etc.: s.t. (290-308)          | -                 | 49.44         | 993                                     | 178               |
| 888                             | total food                              | -                 | 473.00        | 1000                                    | 180               |
| <b>Dadra &amp; Nagar Haveli</b> |   |                   |               |   |                   |
| 101                             | rice - P.D.S.                           | 1.08              | 7.73          | 385                                     | 76                |
| 102                             | rice - other sources                    | 4.65              | 48.30         | 756                                     | 149               |
| 103                             | chira                                   | 0.34              | 3.05          | 65                                      | 13                |
| 106                             | other rice products                     | 1.06              | 8.14          | 217                                     | 42                |
| 107                             | wheat/atta - P.D.S.                     | 0.45              | 2.45          | 157                                     | 34                |
| 108                             | wheat/atta - other sources              | 0.99              | 9.33          | 274                                     | 58                |
| 115                             | jowar & products                        | 1.14              | 11.02         | 229                                     | 39                |
| 118                             | barley & products                       | 0.47              | 3.29          | 53                                      | 12                |
| 121                             | ragi & products                         | 1.36              | 9.69          | 161                                     | 29                |
| 122                             | other cereals                           | 0.08              | 0.64          | 52                                      | 12                |
| 129                             | cereal: s.t. (101-122)                  | 11.69             | 104.48        | 910                                     | 180               |
| 140                             | arhar (tur)                             | 0.49              | 13.72         | 862                                     | 171               |
| 142                             | gram (whole)                            | 0.02              | 0.38          | 103                                     | 18                |
| 143                             | moong                                   | 0.17              | 4.34          | 524                                     | 98                |
| 144                             | masur                                   | 0.05              | 1.45          | 168                                     | 36                |
| 145                             | urd                                     | 0.31              | 6.75          | 579                                     | 115               |
| 150                             | other pulses                            | 0.15              | 3.48          | 480                                     | 90                |
| 152                             | besan                                   | 0.02              | 0.53          | 215                                     | 42                |
| 159                             | pulses & pulse products: s.t. (140-153) | 1.24              | 31.10         | 910                                     | 180               |

\* Unless otherwise specified

(Contd.)

NSS Report No. 461: Consumption of Some Important Commodities in India, 1999-2000



**Table 2R: Monthly per capita quantity and value of consumption for food items for each State and UT**

| item code | item                                | quantity<br>(kg*) | value<br>(Rs) | no. of households reporting consumption |                   |
|-----------|-------------------------------------|-------------------|---------------|---|-------------------|
|           |                                     |                   |               | per 1000 households                     | sample households |
|           |                                     |                   |               | (5)                                     | (6)               |
| (1)       | (2)                                 | (3)               | (4)           | (5)                                     | (6)               |
|           | <b>Dadra &amp; Nagar Haveli</b>     |                   |               |   |                   |
| 160       | milk: liquid (litre)                | 1.43              | 19.19         | 387                                     | 79                |
| 164       | ghee                                | 0.01              | 1.86          | 96                                      | 22                |
| 169       | milk & milk products: s.t.(160-167) | -                 | 21.53         | 394                                     | 82                |
| 170       | vanaspati, margarine                | 0.02              | 0.61          | 53                                      | 12                |
| 171       | mustard oil                         | 0.03              | 1.04          | 90                                      | 20                |
| 172       | groundnut oil                       | 0.37              | 16.65         | 505                                     | 104               |
| 174       | edible oil (others)                 | 0.17              | 5.02          | 363                                     | 71                |
| 179       | edible oil: s.t. (170-174)          | 0.58              | 23.32         | 899                                     | 177               |
| 180       | eggs (no.)                          | 1.45              | 2.27          | 376                                     | 82                |
| 181       | fish, prawn                         | 0.08              | 3.08          | 229                                     | 45                |
| 182       | goat meat/mutton                    | 0.03              | 2.86          | 138                                     | 33                |
| 185       | chicken                             | 0.17              | 11.97         | 556                                     | 113               |
| 189       | egg, fish & meat: s.t. (180-186)    | -                 | 20.31         | 656                                     | 138               |
| 190       | potato                              | 0.76              | 4.59          | 887                                     | 176               |
| 191       | onion                               | 0.78              | 5.01          | 896                                     | 177               |
| 200       | gourd                               | 0.07              | 0.64          | 267                                     | 46                |
| 202       | cucumber                            | 0.06              | 0.54          | 219                                     | 41                |
| 207       | cauliflower                         | 0.12              | 1.19          | 277                                     | 62                |
| 208       | cabbage                             | 0.19              | 1.88          | 518                                     | 107               |
| 210       | brinjal                             | 0.58              | 4.41          | 882                                     | 175               |
| 211       | lady's finger                       | 0.15              | 2.00          | 375                                     | 70                |
| 212       | palak/other leafy vegetables        | 0.20              | 1.55          | 365                                     | 65                |
| 213       | french beans and barbati            | 0.24              | 1.46          | 284                                     | 61                |
| 214       | tomato                              | 0.56              | 6.11          | 783                                     | 159               |
| 215       | peas                                | 0.07              | 0.84          | 182                                     | 38                |
| 216       | chillies (green)                    | 0.09              | 1.73          | 616                                     | 117               |
| 221       | lemon (no.)                         | 1.51              | 2.07          | 405                                     | 77                |
| 222       | other vegetables                    | 0.19              | 2.34          | 426                                     | 74                |
| 229       | vegetables: s.t. (190-222)          | -                 | 37.34         | 910                                     | 180               |
| 230       | banana (no.)                        | 3.01              | 2.64          | 605                                     | 116               |
| 234       | coconut (no.)                       | 0.09              | 0.68          | 216                                     | 47                |
| 235       | guava                               | 0.04              | 0.38          | 141                                     | 20                |
| 246       | grapes                              | 0.01              | 0.36          | 108                                     | 26                |
| 247       | other fresh fruits                  | -                 | 1.03          | 128                                     | 19                |
| 249       | fruits (fresh) : s.t. (230-247)     | -                 | 6.58          | 708                                     | 136               |
| 259       | fruits (dry) : s.t. (250-257)       | 0.02              | 0.94          | 188                                     | 36                |
| 260       | sugar - P.D.S.                      | 0.22              | 2.60          | 394                                     | 90                |
| 261       | sugar - other sources               | 0.27              | 4.36          | 487                                     | 91                |
| 262       | gur                                 | 0.03              | 0.46          | 183                                     | 39                |
| 269       | sugar : s.t. (260-264)              | 0.52              | 7.42          | 681                                     | 140               |
| 279       | salt                                | 0.19              | 0.96          | 910                                     | 180               |
| 280       | turmeric (gm)                       | 37.23             | 2.34          | 910                                     | 180               |
| 282       | dry chillies (gm)                   | 36.30             | 2.16          | 740                                     | 142               |
| 283       | garlic (gm)                         | 46.03             | 1.70          | 772                                     | 151               |

\* Unless otherwise specified

(Contd.)

**Table 2R: Monthly per capita quantity and value of consumption for food items for each State and UT**

| item code                       | item                                    | quantity<br>(kg*) | value<br>(Rs) | Rural                                  |                   |
|---------------------------------|---|-------------------|---------------|--|-------------------|
|                                 |   |                   |               | no.of households reporting consumption |                   |
|                                 |   |                   |               | per 1000 households                    | sample households |
| (1)                             | (2)                                     | (3)               | (4)           | (5)                                    | (6)               |
| <b>Dadra &amp; Nagar Haveli</b> |   |                   |               |  |                   |
| 284                             | tamarind (gm)                           | 26.70             | 0.39          | 318                                    | 61                |
| 285                             | ginger (gm)                             | 51.94             | 2.51          | 648                                    | 131               |
| 286                             | curry powder (gm)                       | 11.64             | 1.14          | 257                                    | 61                |
| 287                             | oilseeds (gm)                           | 5.08              | 0.34          | 284                                    | 60                |
| 288                             | other spices (gm)                       | 39.71             | 3.86          | 789                                    | 155               |
| 289                             | spices : s.t. (280-288)                 | -                 | 14.48         | 910                                    | 180               |
| 290                             | tea : cups (no.)                        | 2.29              | 3.68          | 305                                    | 58                |
| 291                             | tea : leaf (gm)                         | 28.60             | 3.99          | 517                                    | 106               |
| 295                             | cold beverages: bottled/canned (no.)    | 0.39              | 1.74          | 278                                    | 51                |
| 300                             | biscuits                                | 1.00              | 1.86          | 353                                    | 74                |
| 301                             | salted refreshments                     | 0.03              | 1.84          | 254                                    | 47                |
| 302                             | prepared sweets                         | 0.01              | 1.31          | 171                                    | 32                |
| 303                             | cooked meals (no.)                      | 4.00              | 50.88         | 245                                    | 45                |
| 305                             | pickles (gm)                            | 6.40              | 0.43          | 119                                    | 25                |
| 308                             | other processed food                    | -                 | 2.34          | 372                                    | 66                |
| 309                             | beverages etc.: s.t. (290-308)          | -                 | 68.77         | 795                                    | 155               |
| 888                             | total food                              | -                 | 337.00        | 1000                                   | 192               |
| <b>Daman &amp; Diu</b>          |   |                   |               |  |                   |
| 101                             | rice - P.D.S.                           | 1.45              | 14.99         | 369                                    | 72                |
| 102                             | rice - other sources                    | 4.60              | 60.06         | 835                                    | 146               |
| 103                             | chira                                   | 2.38              | 20.85         | 503                                    | 88                |
| 106                             | other rice products                     | 0.45              | 4.31          | 62                                     | 16                |
| 107                             | wheat/atta - P.D.S.                     | 0.37              | 2.96          | 175                                    | 36                |
| 108                             | wheat/atta -other sources               | 2.03              | 20.98         | 554                                    | 97                |
| 111                             | suji, rawa                              | 0.06              | 0.90          | 140                                    | 24                |
| 113                             | bread (bakery)                          | 0.05              | 1.68          | 108                                    | 24                |
| 115                             | jowar & products                        | 0.26              | 2.74          | 99                                     | 21                |
| 129                             | cereal: s.t. (101-122)                  | 11.68             | 129.87        | 936                                    | 167               |
| 140                             | arhar (tur)                             | 0.53              | 16.41         | 903                                    | 162               |
| 141                             | gram (split)                            | 0.02              | 0.48          | 126                                    | 21                |
| 142                             | gram (whole)                            | 0.03              | 0.65          | 118                                    | 22                |
| 143                             | moong                                   | 0.17              | 4.51          | 646                                    | 112               |
| 144                             | masur                                   | 0.05              | 1.40          | 159                                    | 22                |
| 145                             | urd                                     | 0.07              | 1.85          | 308                                    | 56                |
| 150                             | other pulses                            | 0.22              | 5.51          | 556                                    | 107               |
| 152                             | besan                                   | 0.08              | 1.83          | 377                                    | 73                |
| 159                             | pulses & pulse products: s.t. (140-153) | 1.19              | 33.30         | 936                                    | 167               |
| 160                             | milk: liquid (litre)                    | 3.13              | 45.16         | 702                                    | 132               |
| 162                             | milk : condensed/ powder                | 0.01              | 0.69          | 32                                     | 4                 |
| 163                             | curd                                    | 0.05              | 1.34          | 120                                    | 25                |
| 164                             | ghee                                    | 0.07              | 6.80          | 266                                    | 50                |
| 166                             | ice-cream                               | -                 | 0.86          | 87                                     | 13                |
| 169                             | milk & milk products: s.t.(160-167)     | -                 | 55.15         | 729                                    | 135               |
| 170                             | vanaspati, margarine                    | 0.03              | 1.25          | 53                                     | 10                |

\* Unless otherwise specified

(Contd.)

**Table 2R: Monthly per capita quantity and value of consumption for food items for each State and UT**

| <b>Rural</b>           |                                  |                   |               |   |                      |
|------------------------|----------------------------------|-------------------|---------------|---|----------------------|
| item code              | item                             | quantity<br>(kg*) | value<br>(Rs) | no.of households<br>reporting consumption |                      |
|                        |                                  |                   |               | per 1000<br>households                    | sample<br>households |
| (1)                    | (2)                              | (3)               | (4)           | (5)                                       | (6)                  |
| <b>Daman &amp; Diu</b> |                                  |                   |               |   |                      |
| 171                    | mustard oil                      | 0.06              | 2.76          | 89  | 12                   |
| 172                    | groundnut oil                    | 0.40              | 19.04         | 523                                       | 102                  |
| 174                    | edible oil (others)              | 0.36              | 12.34         | 521                                       | 86                   |
| 179                    | edible oil: s.t. (170-174)       | 0.87              | 35.56         | 936                                       | 167                  |
| 180                    | eggs (no.)                       | 2.70              | 4.78          | 539                                       | 94                   |
| 181                    | fish, prawn                      | 0.54              | 16.13         | 591                                       | 109                  |
| 182                    | goat meat/mutton                 | 0.10              | 8.75          | 266                                       | 48                   |
| 185                    | chicken                          | 0.19              | 13.89         | 463                                       | 82                   |
| 189                    | egg, fish & meat: s.t. (180-186) | -                 | 43.64         | 778                                       | 141                  |
| 190                    | potato                           | 0.99              | 6.41          | 936                                       | 167                  |
| 191                    | onion                            | 0.87              | 5.82          | 936                                       | 167                  |
| 192                    | radish                           | 0.04              | 0.32          | 133                                       | 28                   |
| 193                    | carrot                           | 0.07              | 0.57          | 178                                       | 31                   |
| 200                    | gourd                            | 0.07              | 0.76          | 207                                       | 42                   |
| 201                    | bitter gourd                     | 0.03              | 0.35          | 111                                       | 21                   |
| 202                    | cucumber                         | 0.09              | 0.98          | 176                                       | 42                   |
| 203                    | parwal / patal                   | 0.05              | 0.66          | 195                                       | 43                   |
| 204                    | jhinga / torai                   | 0.06              | 0.74          | 166                                       | 31                   |
| 207                    | cauliflower                      | 0.26              | 3.20          | 543                                       | 102                  |
| 208                    | cabbage                          | 0.28              | 3.01          | 594                                       | 103                  |
| 210                    | brinjal                          | 0.48              | 4.55          | 870                                       | 155                  |
| 211                    | lady's finger                    | 0.20              | 2.42          | 537                                       | 99                   |
| 212                    | palak/other leafy vegetables     | 0.19              | 2.11          | 537                                       | 101                  |
| 213                    | french beans and barbati         | 0.03              | 0.40          | 119                                       | 24                   |
| 214                    | tomato                           | 0.69              | 6.05          | 923                                       | 164                  |
| 215                    | peas                             | 0.05              | 0.61          | 158                                       | 29                   |
| 216                    | chillies (green)                 | 0.13              | 2.35          | 802                                       | 140                  |
| 221                    | lemon (no.)                      | 1.49              | 1.40          | 409                                       | 83                   |
| 222                    | other vegetables                 | 0.17              | 2.16          | 382                                       | 73                   |
| 229                    | vegetables: s.t. (190-222)       | -                 | 45.13         | 936                                       | 167                  |
| 230                    | banana (no.)                     | 4.22              | 5.15          | 606                                       | 117                  |
| 237                    | orange,mausami (no.)             | 0.36              | 0.74          | 109                                       | 24                   |
| 240                    | mango                            | 0.17              | 2.64          | 105                                       | 22                   |
| 245                    | apple                            | 0.06              | 2.24          | 138                                       | 38                   |
| 246                    | grapes                           | 0.04              | 1.21          | 152                                       | 26                   |
| 247                    | other fresh fruits               | -                 | 1.79          | 238                                       | 45                   |
| 249                    | fruits (fresh) : s.t. (230-247)  | -                 | 15.36         | 751                                       | 141                  |
| 251                    | groundnut                        | 0.03              | 1.32          | 177                                       | 33                   |
| 257                    | other dry fruits                 | -                 | 0.54          | 63  | 8                    |
| 259                    | fruits (dry) : s.t. (250-257)    | 0.03              | 2.27          | 233                                       | 39                   |
| 260                    | sugar - P.D.S.                   | 0.21              | 2.56          | 474                                       | 89                   |
| 261                    | sugar - other sources            | 0.57              | 9.20          | 861                                       | 158                  |

\* Unless otherwise specified

(Contd.)

NSS Report No. 461: Consumption of Some Important Commodities in India, 1999-2000

**Table 2R: Monthly per capita quantity and value of consumption for food items for each State and UT**

| item code              | item                                    | quantity<br>(kg*) | value<br>(Rs) | Rural                                   |                   |
|------------------------|---|-------------------|---------------|---|-------------------|
|                        |   |                   |               | no. of households reporting consumption |                   |
|                        |   |                   |               | per 1000 households                     | sample households |
| (1)                    | (2)                                     | (3)               | (4)           | (5)                                     | (6)               |
| <b>Daman &amp; Diu</b> |   |                   |               |   |                   |
| 269                    | sugar : s.t. (260-264)                  | 0.80              | 11.90         | 930                                     | 167               |
| 279                    | salt                                    | 0.25              | 1.22          | 927                                     | 166               |
| 280                    | turmeric (gm)                           | 41.26             | 3.16          | 936                                     | 167               |
| 282                    | dry chillies (gm)                       | 51.26             | 4.00          | 904                                     | 163               |
| 283                    | garlic (gm)                             | 64.41             | 3.29          | 901                                     | 161               |
| 284                    | tamarind (gm)                           | 87.30             | 1.36          | 478                                     | 87                |
| 285                    | ginger (gm)                             | 42.82             | 2.38          | 742                                     | 131               |
| 286                    | curry powder (gm)                       | 27.40             | 4.05          | 611                                     | 107               |
| 287                    | oilseeds (gm)                           | 23.12             | 1.77          | 502                                     | 84                |
| 288                    | other spices (gm)                       | 48.25             | 4.73          | 856                                     | 153               |
| 289                    | spices : s.t. (280-288)                 | -                 | 25.14         | 936                                     | 167               |
| 290                    | tea : cups (no.)                        | 7.84              | 15.63         | 596                                     | 113               |
| 291                    | tea : leaf (gm)                         | 72.82             | 11.04         | 925                                     | 166               |
| 295                    | cold beverages: bottled/canned (no.)    | 0.48              | 4.17          | 264                                     | 54                |
| 297                    | coconut: green (no.)                    | 0.31              | 2.25          | 182                                     | 35                |
| 298                    | other beverages (cocoa, chocolate etc.) | -                 | 1.92          | 174                                     | 31                |
| 300                    | biscuits                                | 0.18              | 4.44          | 525                                     | 96                |
| 301                    | salted refreshments                     | 0.04              | 2.01          | 178                                     | 32                |
| 302                    | prepared sweets                         | 0.02              | 1.48          | 90                                      | 21                |
| 303                    | cooked meals (no.)                      | 2.11              | 36.96         | 122                                     | 28                |
| 305                    | pickles (gm)                            | 16.61             | 1.15          | 205                                     | 42                |
| 308                    | other processed food                    | -                 | 3.99          | 272                                     | 53                |
| 309                    | beverages etc.: s.t. (290-308)          | -                 | 86.08         | 991                                     | 179               |
| 888                    | total food                              | -                 | 485.00        | 1000                                    | 180               |
| <b>Delhi</b>           |   |                   |               |   |                   |
| 101                    | rice - P.D.S.                           | 0.27              | 2.74          | 160                                     | 27                |
| 102                    | rice - other sources                    | 1.48              | 17.66         | 817                                     | 151               |
| 107                    | wheat/atta - P.D.S.                     | 0.19              | 1.49          | 23                                      | 7                 |
| 108                    | wheat/atta - other sources              | 5.56              | 43.98         | 972                                     | 171               |
| 111                    | suji, rawa                              | 0.02              | 0.30          | 132                                     | 24                |
| 113                    | bread (bakery)                          | 0.34              | 3.68          | 477                                     | 83                |
| 129                    | cereal: s.t. (101-122)                  | 7.86              | 70.01         | 996                                     | 183               |
| 140                    | arhar (tur)                             | 0.14              | 5.01          | 736                                     | 130               |
| 141                    | gram (split)                            | 0.15              | 3.14          | 808                                     | 144               |
| 142                    | gram (whole)                            | 0.06              | 1.64          | 461                                     | 70                |
| 143                    | moong                                   | 0.20              | 5.65          | 882                                     | 166               |
| 144                    | masur                                   | 0.16              | 4.52          | 920                                     | 156               |
| 145                    | urd                                     | 0.08              | 2.25          | 406                                     | 104               |
| 150                    | other pulses                            | 0.01              | 0.51          | 56                                      | 29                |
| 152                    | besan                                   | 0.09              | 2.15          | 549                                     | 127               |
| 159                    | pulses & pulse products: s.t. (140-153) | 0.92              | 25.59         | 996                                     | 183               |
| 160                    | milk: liquid (litre)                    | 6.34              | 91.32         | 783                                     | 156               |

\* Unless otherwise specified

(Contd.)

NSS Report No. 461: Consumption of Some Important Commodities in India, 1999-2000

**Table 2R: Monthly per capita quantity and value of consumption for food items for each State and UT**

| item code | item                                | quantity<br>(kg*) | value<br>(Rs) | Rural                                  |                   |
|-----------|-------------------------------------|-------------------|---------------|--|-------------------|
|           |                                     |                   |               | no.of households reporting consumption |                   |
|           |                                     |                   |               | per 1000 households                    | sample households |
| (1)       | (2)                                 | (3)               | (4)           | (5)                                    | (6)               |
|           | <b>Delhi</b>                        |                   |               |  |                   |
| 162       | milk : condensed/ powder            | 0.32              | 5.36          | 34                                     | 5                 |
| 163       | curd                                | 0.02              | 0.51          | 17                                     | 6                 |
| 164       | ghee                                | 0.19              | 32.31         | 654                                    | 104               |
| 165       | butter                              | 0.03              | 2.46          | 60                                     | 15                |
| 166       | ice-cream                           | -                 | 0.90          | 177                                    | 18                |
| 169       | milk & milk products: s.t.(160-167) | -                 | 133.02        | 814                                    | 160               |
| 170       | vanaspati, margarine                | 0.10              | 3.86          | 455                                    | 41                |
| 171       | mustard oil                         | 0.37              | 15.56         | 928                                    | 148               |
| 174       | edible oil (others)                 | 0.06              | 3.44          | 131                                    | 53                |
| 179       | edible oil: s.t. (170-174)          | 0.53              | 23.08         | 980                                    | 169               |
| 180       | eggs (no.)                          | 1.34              | 2.34          | 197                                    | 37                |
| 182       | goat meat/mutton                    | 0.03              | 2.60          | 92                                     | 20                |
| 185       | chicken                             | 0.04              | 2.75          | 153                                    | 17                |
| 189       | egg, fish & meat: s.t. (180-186)    | -                 | 7.96          | 254                                    | 55                |
| 190       | potato                              | 1.87              | 7.46          | 918                                    | 155               |
| 191       | onion                               | 0.61              | 5.19          | 898                                    | 153               |
| 192       | radish                              | 0.23              | 1.22          | 237                                    | 78                |
| 193       | carrot                              | 0.21              | 1.50          | 228                                    | 65                |
| 198       | pumpkin                             | 0.08              | 0.67          | 114                                    | 47                |
| 200       | gourd                               | 0.08              | 0.68          | 124                                    | 63                |
| 202       | cucumber                            | 0.20              | 1.30          | 171                                    | 42                |
| 204       | jhinga / torai                      | 0.29              | 2.12          | 595                                    | 47                |
| 207       | cauliflower                         | 0.25              | 1.62          | 260                                    | 79                |
| 208       | cabbage                             | 0.19              | 1.39          | 266                                    | 86                |
| 210       | brinjal                             | 0.30              | 2.70          | 557                                    | 113               |
| 211       | lady's finger                       | 0.24              | 3.17          | 516                                    | 73                |
| 212       | palak/other leafy vegetables        | 0.21              | 1.45          | 258                                    | 88                |
| 214       | tomato                              | 0.59              | 6.39          | 916                                    | 153               |
| 215       | peas                                | 0.14              | 1.53          | 186                                    | 63                |
| 216       | chillies (green)                    | 0.17              | 1.31          | 463                                    | 90                |
| 221       | lemon (no.)                         | 3.79              | 1.89          | 521                                    | 98                |
| 222       | other vegetables                    | 0.79              | 7.91          | 167                                    | 48                |
| 229       | vegetables: s.t. (190-222)          | -                 | 50.22         | 995                                    | 181               |
| 230       | banana (no.)                        | 5.73              | 6.05          | 720                                    | 164               |
| 235       | guava                               | 0.15              | 1.51          | 194                                    | 51                |
| 237       | orange,mausami (no.)                | 0.50              | 0.94          | 47                                     | 25                |
| 240       | mango                               | 0.62              | 5.70          | 358                                    | 34                |
| 245       | apple                               | 0.12              | 3.15          | 221                                    | 73                |
| 246       | grapes                              | 0.03              | 0.99          | 80                                     | 29                |
| 249       | fruits (fresh) : s.t. (230-247)     | -                 | 20.29         | 769                                    | 177               |
| 251       | groundnut                           | 0.04              | 1.00          | 106                                    | 28                |
| 259       | fruits (dry) : s.t. (250-257)       | 0.04              | 1.69          | 132                                    | 42                |

\* Unless otherwise specified

(Contd.)

NSS Report No. 461: Consumption of Some Important Commodities in India, 1999-2000

**Table 2R: Monthly per capita quantity and value of consumption for food items for each State and UT**

| item code          | item                                    | quantity<br>(kg*) | value<br>(Rs) | Rural                                   |                   |
|--------------------|---|-------------------|---------------|---|-------------------|
|                    |   |                   |               | no. of households reporting consumption |                   |
|                    |   |                   |               | per 1000 households                     | sample households |
| (1)                | (2)                                     | (3)               | (4)           | (5)                                     | (6)               |
| <b>Delhi</b>       |   |                   |               |   |                   |
| 260                | sugar - P.D.S.                          | 0.59              | 7.52          | 734                                     | 142               |
| 261                | sugar - other sources                   | 0.37              | 6.27          | 719                                     | 158               |
| 269                | sugar : s.t. (260-264)                  | 1.00              | 14.22         | 840                                     | 177               |
| 279                | salt                                    | 0.22              | 1.52          | 996                                     | 183               |
| 280                | turmeric (gm)                           | 38.52             | 2.33          | 910                                     | 158               |
| 281                | black pepper (gm)                       | 4.36              | 1.25          | 348                                     | 46                |
| 282                | dry chillies (gm)                       | 35.85             | 3.26          | 910                                     | 159               |
| 283                | garlic (gm)                             | 24.76             | 0.90          | 439                                     | 78                |
| 285                | ginger (gm)                             | 28.19             | 1.23          | 443                                     | 76                |
| 286                | curry powder (gm)                       | 19.87             | 3.02          | 624                                     | 35                |
| 288                | other spices (gm)                       | 40.33             | 6.03          | 887                                     | 133               |
| 289                | spices : s.t. (280-288)                 | -                 | 18.11         | 991                                     | 181               |
| 290                | tea : cups (no.)                        | 6.44              | 11.38         | 622                                     | 51                |
| 291                | tea : leaf (gm)                         | 71.74             | 9.70          | 801                                     | 168               |
| 295                | cold beverages: bottled/canned (no.)    | 0.17              | 1.66          | 141                                     | 26                |
| 300                | biscuits                                | 2.29              | 5.49          | 876                                     | 142               |
| 301                | salted refreshments                     | 0.07              | 2.58          | 438                                     | 48                |
| 302                | prepared sweets                         | 0.03              | 2.70          | 110                                     | 52                |
| 303                | cooked meals (no.)                      | 0.08              | 0.86          | 13                                      | 7                 |
| 305                | pickles (gm)                            | 20.26             | 1.10          | 165                                     | 46                |
| 306                | sauce (gm)                              | 27.65             | 1.09          | 247                                     | 10                |
| 307                | jam, jelly (gm)                         | 8.05              | 0.67          | 67                                      | 31                |
| 308                | other processed food                    | -                 | 3.12          | 187                                     | 41                |
| 309                | beverages etc.: s.t. (290-308)          | -                 | 41.65         | 996                                     | 185               |
| 888                | total food                              | -                 | 407.00        | 1000                                    | 187               |
| <b>Lakshadweep</b> |   |                   |               |   |                   |
| 101                | rice - P.D.S.                           | 9.88              | 95.74         | 838                                     | 74                |
| 102                | rice - other sources                    | 0.32              | 3.44          | 71                                      | 6                 |
| 103                | chira                                   | 0.03              | 0.56          | 99                                      | 6                 |
| 106                | other rice products                     | 0.12              | 1.49          | 124                                     | 8                 |
| 107                | wheat/atta - P.D.S.                     | 0.27              | 2.57          | 205                                     | 24                |
| 108                | wheat/atta - other sources              | 0.18              | 2.82          | 288                                     | 24                |
| 110                | maida                                   | 0.33              | 4.33          | 402                                     | 32                |
| 111                | suji, rawa                              | 0.06              | 0.96          | 116                                     | 13                |
| 129                | cereal: s.t. (101-122)                  | 11.19             | 112.03        | 882                                     | 76                |
| 140                | arhar (tur)                             | 0.09              | 3.38          | 354                                     | 35                |
| 142                | gram (whole)                            | 0.11              | 3.08          | 296                                     | 29                |
| 143                | moong                                   | 0.14              | 4.63          | 473                                     | 43                |
| 150                | other pulses                            | 0.03              | 0.73          | 106                                     | 9                 |
| 153                | other pulse products                    | 0.02              | 1.36          | 260                                     | 24                |
| 159                | pulses & pulse products: s.t. (140-153) | 0.43              | 14.03         | 651                                     | 61                |
| 160                | milk: liquid (litre)                    | 0.36              | 5.63          | 142                                     | 19                |

\* Unless otherwise specified

(Contd.)

NSS Report No. 461: Consumption of Some Important Commodities in India, 1999-2000

**Table 2R: Monthly per capita quantity and value of consumption for food items for each State and UT**

| item code          | item                                | quantity<br>(kg*) | value<br>(Rs) | Rural                                  |                   |
|--------------------|-------------------------------------|-------------------|---------------|--|-------------------|
|                    |                                     |                   |               | no.of households reporting consumption |                   |
|                    |                                     |                   |               | per 1000 households                    | sample households |
| (1)                | (2)                                 | (3)               | (4)           | (5)                                    | (6)               |
| <b>Lakshadweep</b> |                                     |                   |               |  |                   |
| 161                | baby food                           | 0.02              | 3.24          | 63                                     | 3                 |
| 162                | milk : condensed/ powder            | 0.15              | 20.43         | 559                                    | 44                |
| 169                | milk & milk products: s.t.(160-167) | -                 | 29.30         | 685                                    | 60                |
| 173                | coconut oil                         | 0.20              | 12.62         | 534                                    | 51                |
| 174                | edible oil (others)                 | 0.56              | 17.82         | 672                                    | 53                |
| 179                | edible oil: s.t. (170-174)          | 0.76              | 30.54         | 870                                    | 75                |
| 180                | eggs (no.)                          | 3.44              | 7.16          | 524                                    | 47                |
| 181                | fish, prawn                         | 2.39              | 79.56         | 882                                    | 76                |
| 182                | goat meat/mutton                    | 0.02              | 1.89          | 47                                     | 6                 |
| 183                | beef/ buffalo meat                  | 0.38              | 18.87         | 489                                    | 46                |
| 189                | egg, fish & meat: s.t. (180-186)    | -                 | 107.86        | 882                                    | 76                |
| 190                | potato                              | 0.39              | 5.30          | 730                                    | 65                |
| 191                | onion                               | 0.56              | 6.78          | 878                                    | 75                |
| 193                | carrot                              | 0.07              | 1.36          | 203                                    | 19                |
| 208                | cabbage                             | 0.24              | 3.32          | 468                                    | 43                |
| 210                | brinjal                             | 0.07              | 0.93          | 128                                    | 14                |
| 211                | lady's finger                       | 0.17              | 2.48          | 437                                    | 43                |
| 213                | french beans and barbati            | 0.06              | 1.17          | 163                                    | 16                |
| 214                | tomato                              | 0.59              | 7.72          | 843                                    | 71                |
| 216                | chillies (green)                    | 0.20              | 3.08          | 787                                    | 70                |
| 221                | lemon (no.)                         | 1.19              | 1.55          | 329                                    | 30                |
| 222                | other vegetables                    | 0.15              | 1.78          | 234                                    | 21                |
| 229                | vegetables: s.t. (190-222)          | -                 | 36.14         | 882                                    | 76                |
| 230                | banana (no.)                        | 4.18              | 9.02          | 730                                    | 59                |
| 234                | coconut (no.)                       | 11.03             | 36.84         | 882                                    | 76                |
| 237                | orange,mausami (no.)                | 0.31              | 1.20          | 82                                     | 6                 |
| 245                | apple                               | 0.12              | 4.62          | 236                                    | 20                |
| 246                | grapes                              | 0.07              | 1.99          | 224                                    | 16                |
| 247                | other fresh fruits                  | -                 | 3.47          | 230                                    | 21                |
| 249                | fruits (fresh) : s.t. (230-247)     | -                 | 57.47         | 950                                    | 81                |
| 251                | groundnut                           | 0.04              | 0.82          | 71                                     | 4                 |
| 252                | dates                               | 0.04              | 1.61          | 199                                    | 16                |
| 259                | fruits (dry) : s.t. (250-257)       | 0.09              | 2.97          | 283                                    | 22                |
| 260                | sugar - P.D.S.                      | 1.08              | 13.24         | 917                                    | 78                |
| 261                | sugar - other sources               | 1.03              | 19.15         | 722                                    | 59                |
| 269                | sugar : s.t. (260-264)              | 2.10              | 32.42         | 962                                    | 81                |
| 279                | salt                                | 0.30              | 1.47          | 882                                    | 76                |
| 280                | turmeric (gm)                       | 26.99             | 1.44          | 734                                    | 64                |
| 281                | black pepper (gm)                   | 2.47              | 0.71          | 347                                    | 27                |
| 282                | dry chillies (gm)                   | 114.40            | 8.37          | 788                                    | 69                |
| 283                | garlic (gm)                         | 41.64             | 1.87          | 688                                    | 62                |
| 284                | tamarind (gm)                       | 12.88             | 1.31          | 330                                    | 31                |

\* Unless otherwise specified

(Contd.)

NSS Report No. 461: Consumption of Some Important Commodities in India, 1999-2000

**Table 2R: Monthly per capita quantity and value of consumption for food items for each State and UT**

| item code | item                                    | quantity<br>(kg*) | value<br>(Rs) | Rural                                  |                   |
|-----------|---|-------------------|---------------|--|-------------------|
|           |   |                   |               | no.of households reporting consumption |                   |
|           |   |                   |               | per 1000 households                    | sample households |
| (1)       | (2)                                     | (3)               | (4)           | (5)                                    | (6)               |
|           | <b>Lakshadweep</b>                      |                   |               |  |                   |
| 285       | ginger (gm)                             | 31.98             | 1.54          | 593                                    | 50                |
| 286       | curry powder (gm)                       | 61.28             | 3.89          | 561                                    | 51                |
| 287       | oilseeds (gm)                           | 3.15              | 0.21          | 140                                    | 17                |
| 288       | other spices (gm)                       | 103.67            | 4.57          | 840                                    | 70                |
| 289       | spices : s.t. (280-288)                 | -                 | 23.91         | 882                                    | 76                |
| 290       | tea : cups (no.)                        | 5.14              | 10.35         | 588                                    | 56                |
| 291       | tea : leaf (gm)                         | 176.83            | 19.25         | 950                                    | 80                |
| 297       | coconut: green (no.)                    | 2.72              | 8.25          | 448                                    | 39                |
| 298       | other beverages (cocoa, chocolate etc.) | -                 | 0.62          | 49                                     | 6                 |
| 300       | biscuits                                | 0.15              | 7.94          | 609                                    | 49                |
| 301       | salted refreshments                     | 2.10              | 6.62          | 432                                    | 40                |
| 302       | prepared sweets                         | 0.07              | 4.41          | 263                                    | 26                |
| 303       | cooked meals (no.)                      | 2.78              | 26.21         | 184                                    | 13                |
| 305       | pickles (gm)                            | 11.71             | 1.01          | 156                                    | 18                |
| 308       | other processed food                    | -                 | 10.92         | 447                                    | 45                |
| 309       | beverages etc.: s.t. (290-308)          | -                 | 95.89         | 1000                                   | 84                |
| 888       | total food                              | -                 | 544.00        | 1000                                   | 84                |
|           | <b>Pondicherry</b>                      |                   |               |  |                   |
| 101       | rice - P.D.S.                           | 2.04              | 10.03         | 698                                    | 186               |
| 102       | rice - other sources                    | 8.52              | 91.61         | 925                                    | 271               |
| 107       | wheat/atta - P.D.S.                     | 0.14              | 1.02          | 140                                    | 42                |
| 108       | wheat/atta -other sources               | 0.07              | 0.85          | 94                                     | 40                |
| 110       | maida                                   | 0.06              | 0.77          | 161                                    | 57                |
| 111       | suji, rawa                              | 0.08              | 1.15          | 277                                    | 98                |
| 121       | ragi & products                         | 0.09              | 0.68          | 81                                     | 26                |
| 129       | cereal: s.t. (101-122)                  | 11.04             | 106.63        | 964                                    | 282               |
| 140       | arhar (tur)                             | 0.35              | 11.63         | 964                                    | 282               |
| 141       | gram (split)                            | 0.08              | 2.10          | 634                                    | 194               |
| 143       | moong                                   | 0.02              | 0.57          | 181                                    | 58                |
| 145       | urd                                     | 0.27              | 7.91          | 849                                    | 256               |
| 150       | other pulses                            | 0.02              | 0.45          | 105                                    | 31                |
| 151       | gram products                           | 0.05              | 1.30          | 329                                    | 107               |
| 159       | pulses & pulse products: s.t. (140-153) | 0.82              | 24.68         | 964                                    | 282               |
| 160       | milk: liquid (litre)                    | 2.65              | 27.52         | 752                                    | 231               |
| 162       | milk : condensed/ powder                | 0.03              | 0.59          | 20                                     | 4                 |
| 163       | curd                                    | 0.09              | 1.19          | 206                                    | 60                |
| 169       | milk & milk products: s.t.(160-167)     | -                 | 29.62         | 774                                    | 236               |
| 172       | groundnut oil                           | 0.05              | 1.98          | 147                                    | 46                |
| 174       | edible oil (others)                     | 0.48              | 13.15         | 899                                    | 262               |
| 179       | edible oil: s.t. (170-174)              | 0.53              | 15.21         | 960                                    | 281               |
| 180       | eggs (no.)                              | 3.72              | 5.39          | 715                                    | 215               |
| 181       | fish, prawn                             | 0.44              | 18.06         | 829                                    | 238               |

\* Unless otherwise specified

(Contd.)

NSS Report No. 461: Consumption of Some Important Commodities in India, 1999-2000



**Table 2R: Monthly per capita quantity and value of consumption for food items for each State and UT**

| item code | item                             | quantity<br>(kg*) | value<br>(Rs) | Rural                                     |                      |
|-----------|----------------------------------|-------------------|---------------|---|----------------------|
|           |                                  |                   |               | no.of households<br>reporting consumption |                      |
|           |                                  |                   |               | per 1000<br>households                    | sample<br>households |
| (1)       | (2)                              | (3)               | (4)           | (5)                                       | (6)                  |
|           | <b>Pondicherry</b>               |                   |               |   |                      |
| 182       | goat meat/mutton                 | 0.09              | 8.80          | 301                                       | 105                  |
| 183       | beef/ buffalo meat               | 0.03              | 1.16          | 75  | 24                   |
| 185       | chicken                          | 0.09              | 5.25          | 363                                       | 117                  |
| 189       | egg, fish & meat: s.t. (180-186) | -                 | 38.66         | 894                                       | 258                  |
| 190       | potato                           | 0.47              | 3.49          | 894                                       | 265                  |
| 191       | onion                            | 0.78              | 5.00          | 960                                       | 281                  |
| 192       | radish                           | 0.09              | 0.57          | 303                                       | 89                   |
| 193       | carrot                           | 0.17              | 1.70          | 614                                       | 185                  |
| 195       | beet                             | 0.11              | 0.77          | 368                                       | 109                  |
| 196       | sweet potato                     | 0.05              | 0.28          | 116                                       | 33                   |
| 197       | arum                             | 0.05              | 0.39          | 215                                       | 67                   |
| 201       | bitter gourd                     | 0.02              | 0.20          | 148                                       | 45                   |
| 202       | cucumber                         | 0.02              | 0.26          | 130                                       | 38                   |
| 208       | cabbage                          | 0.27              | 1.88          | 695                                       | 205                  |
| 210       | brinjal                          | 0.49              | 3.81          | 917                                       | 270                  |
| 211       | lady's finger                    | 0.32              | 2.45          | 825                                       | 245                  |
| 212       | palak/other leafy vegetables     | 0.59              | 3.03          | 922                                       | 273                  |
| 213       | french beans and barbati         | 0.10              | 1.07          | 372                                       | 118                  |
| 214       | tomato                           | 0.65              | 4.15          | 964                                       | 282                  |
| 216       | chillies (green)                 | 0.12              | 1.94          | 949                                       | 278                  |
| 218       | plantain (green)                 | 0.10              | 0.80          | 388                                       | 121                  |
| 221       | lemon (no.)                      | 0.74              | 0.76          | 369                                       | 112                  |
| 222       | other vegetables                 | 0.29              | 2.90          | 759                                       | 222                  |
| 229       | vegetables: s.t. (190-222)       | -                 | 35.88         | 964                                       | 282                  |
| 230       | banana (no.)                     | 3.91              | 3.06          | 694                                       | 213                  |
| 234       | coconut (no.)                    | 1.15              | 5.04          | 773                                       | 234                  |
| 237       | orange,mausami (no.)             | 0.40              | 0.49          | 103                                       | 43                   |
| 240       | mango                            | 0.17              | 1.18          | 170                                       | 52                   |
| 246       | grapes                           | 0.03              | 0.90          | 130                                       | 54                   |
| 247       | other fresh fruits               | -                 | 0.72          | 83  | 31                   |
| 249       | fruits (fresh) : s.t. (230-247)  | -                 | 12.41         | 892                                       | 264                  |
| 251       | groundnut                        | 0.02              | 0.62          | 110                                       | 42                   |
| 259       | fruits (dry) : s.t. (250-257)    | 0.03              | 1.18          | 188                                       | 65                   |
| 260       | sugar - P.D.S.                   | 0.28              | 3.45          | 690                                       | 213                  |
| 261       | sugar - other sources            | 0.20              | 3.09          | 455                                       | 147                  |
| 262       | gur                              | 0.02              | 0.35          | 110                                       | 45                   |
| 269       | sugar : s.t. (260-264)           | 0.50              | 6.90          | 822                                       | 248                  |
| 279       | salt                             | 0.57              | 1.59          | 964                                       | 282                  |
| 280       | turmeric (gm)                    | 22.83             | 1.01          | 964                                       | 282                  |
| 281       | black pepper (gm)                | 15.10             | 3.73          | 749                                       | 233                  |
| 282       | dry chillies (gm)                | 95.34             | 3.62          | 964                                       | 282                  |
| 283       | garlic (gm)                      | 67.74             | 2.29          | 904                                       | 266                  |

\* Unless otherwise specified

(Contd.)

NSS Report No. 461: Consumption of Some Important Commodities in India, 1999-2000

**Table 2R: Monthly per capita quantity and value of consumption for food items for each State and UT**

| item code | item                                    | quantity<br>(kg*) | value<br>(Rs) | Rural                                  |                   |
|-----------|---|-------------------|---------------|--|-------------------|
|           |   |                   |               | no.of households reporting consumption |                   |
|           |   |                   |               | per 1000 households                    | sample households |
| (1)       | (2)                                     | (3)               | (4)           | (5)                                    | (6)               |
|           | <b>Pondicherry</b>                      |                   |               |  |                   |
| 284       | tamarind (gm)                           | 154.82            | 5.40          | 964                                    | 282               |
| 285       | ginger (gm)                             | 34.35             | 1.29          | 845                                    | 254               |
| 286       | curry powder (gm)                       | 52.21             | 3.10          | 763                                    | 228               |
| 287       | oilseeds (gm)                           | 7.06              | 0.31          | 306                                    | 84                |
| 288       | other spices (gm)                       | 38.55             | 2.68          | 872                                    | 253               |
| 289       | spices : s.t. (280-288)                 | -                 | 23.44         | 964                                    | 282               |
| 290       | tea : cups (no.)                        | 6.64              | 10.46         | 594                                    | 163               |
| 291       | tea : leaf (gm)                         | 18.61             | 2.69          | 478                                    | 152               |
| 293       | coffee: powder (gm)                     | 12.18             | 1.78          | 276                                    | 86                |
| 298       | other beverages (cocoa, chocolate etc.) | -                 | 0.98          | 50                                     | 27                |
| 300       | biscuits                                | 0.21              | 1.58          | 209                                    | 69                |
| 301       | salted refreshments                     | 0.45              | 4.32          | 431                                    | 138               |
| 302       | prepared sweets                         | 0.03              | 2.24          | 210                                    | 76                |
| 303       | cooked meals (no.)                      | 2.05              | 13.57         | 224                                    | 68                |
| 305       | pickles (gm)                            | 10.52             | 0.77          | 217                                    | 75                |
| 308       | other processed food                    | -                 | 2.78          | 151                                    | 47                |
| 309       | beverages etc.: s.t. (290-308)          | -                 | 42.04         | 968                                    | 281               |
| 888       | total food                              | -                 | 338.00        | 1000                                   | 288               |

\* Unless otherwise specified

**Table 2U : Monthly per capita quantity and value of consumption for food items for each State and UT**

| item code             | item                                    | quantity<br>(kg*) | value<br>(Rs) | Urban                                   |                   |
|-----------------------|---|-------------------|---------------|---|-------------------|
|                       |   |                   |               | no. of households reporting consumption |                   |
|                       |   |                   |               | per 1000 households                     | sample households |
| (1)                   | (2)                                     | (3)               | (4)           | (5)                                     | (6)               |
| <b>Andhra Pradesh</b> |   |                   |               |   |                   |
| 101                   | rice - P.D.S.                           | 1.21              | 5.69          | 289                                     | 1077              |
| 102                   | rice - other sources                    | 8.65              | 103.00        | 920                                     | 3556              |
| 107                   | wheat/atta - P.D.S.                     | 0.27              | 2.16          | 156                                     | 764               |
| 108                   | wheat/atta - other sources              | 0.34              | 3.98          | 373                                     | 1557              |
| 111                   | suji, rawa                              | 0.18              | 2.36          | 473                                     | 1837              |
| 113                   | bread (bakery)                          | 0.03              | 0.60          | 83                                      | 382               |
| 115                   | jowar & products                        | 0.13              | 1.14          | 58                                      | 240               |
| 129                   | cereal: s.t. (101-122)                  | 10.94             | 120.50        | 939                                     | 3627              |
| 140                   | arhar (tur)                             | 0.46              | 13.20         | 907                                     | 3474              |
| 141                   | gram (split)                            | 0.07              | 1.57          | 374                                     | 1570              |
| 143                   | moong                                   | 0.12              | 3.07          | 459                                     | 1857              |
| 144                   | masur                                   | 0.03              | 0.78          | 61                                      | 371               |
| 145                   | urd                                     | 0.16              | 4.48          | 492                                     | 1843              |
| 152                   | besan                                   | 0.02              | 0.37          | 102                                     | 441               |
| 159                   | pulses & pulse products: s.t. (140-153) | 0.87              | 23.78         | 930                                     | 3606              |
| 160                   | milk: liquid (litre)                    | 4.40              | 49.08         | 844                                     | 3296              |
| 163                   | curd                                    | 0.12              | 1.26          | 88                                      | 339               |
| 164                   | ghee                                    | 0.02              | 2.00          | 123                                     | 478               |
| 169                   | milk & milk products: s.t.(160-167)     | -                 | 53.15         | 887                                     | 3428              |
| 172                   | groundnut oil                           | 0.34              | 13.64         | 550                                     | 2136              |
| 174                   | edible oil (others)                     | 0.25              | 8.25          | 410                                     | 1632              |
| 179                   | edible oil: s.t. (170-174)              | 0.60              | 22.22         | 934                                     | 3614              |
| 180                   | eggs (no.)                              | 2.55              | 3.57          | 583                                     | 2294              |
| 181                   | fish, prawn                             | 0.08              | 2.40          | 205                                     | 745               |
| 182                   | goat meat/mutton                        | 0.12              | 11.68         | 420                                     | 1672              |
| 183                   | beef/ buffalo meat                      | 0.05              | 1.79          | 64                                      | 357               |
| 185                   | chicken                                 | 0.12              | 6.97          | 412                                     | 1586              |
| 189                   | egg, fish & meat: s.t. (180-186)        | -                 | 26.51         | 733                                     | 2822              |
| 190                   | potato                                  | 0.38              | 2.80          | 791                                     | 3103              |
| 191                   | onion                                   | 0.72              | 4.07          | 914                                     | 3550              |
| 193                   | carrot                                  | 0.09              | 0.89          | 321                                     | 1384              |
| 197                   | arum                                    | 0.03              | 0.30          | 133                                     | 505               |
| 200                   | gourd                                   | 0.16              | 0.85          | 394                                     | 1555              |
| 201                   | bitter gourd                            | 0.08              | 0.80          | 310                                     | 1167              |
| 202                   | cucumber                                | 0.18              | 0.95          | 390                                     | 1634              |
| 204                   | jhinga / torai                          | 0.20              | 1.56          | 471                                     | 1889              |
| 207                   | cauliflower                             | 0.08              | 0.66          | 199                                     | 827               |
| 208                   | cabbage                                 | 0.17              | 1.34          | 499                                     | 1944              |
| 210                   | brinjal                                 | 0.42              | 2.88          | 821                                     | 3145              |
| 211                   | lady's finger                           | 0.25              | 2.15          | 695                                     | 2596              |
| 212                   | palak/other leafy vegetables            | 0.42              | 2.83          | 839                                     | 3236              |
| 213                   | french beans and barbati                | 0.05              | 0.48          | 178                                     | 768               |
| 214                   | tomato                                  | 0.64              | 4.76          | 904                                     | 3505              |

\* Unless otherwise specified

(Contd.)

NSS Report No. 461: Consumption of Some Important Commodities in India, 1999-2000

**Table 2U : Monthly per capita quantity and value of consumption for food items for each State and UT**

| item code             | item                                    | quantity<br>(kg*) | value<br>(Rs) | no. of households      |                      |
|-----------------------|---|-------------------|---------------|------------------------|----------------------|
|                       |   |                   |               | reporting consumption  |                      |
|                       |   |                   |               | per 1000<br>households | sample<br>households |
| (1)                   | (2)                                     | (3)               | (4)           | (5)                    | (6)                  |
| <b>Andhra Pradesh</b> |   |                   |               |                        |                      |
| 216                   | chillies (green)                        | 0.23              | 2.27          | 896                    | 3465                 |
| 218                   | plantain (green)                        | 0.05              | 0.22          | 128                    | 479                  |
| 221                   | lemon (no.)                             | 0.79              | 0.48          | 354                    | 1507                 |
| 222                   | other vegetables                        | 0.27              | 1.84          | 490                    | 1887                 |
| 229                   | vegetables: s.t. (190-222)              | -                 | 32.66         | 934                    | 3620                 |
| 230                   | banana (no.)                            | 5.17              | 3.87          | 719                    | 2858                 |
| 234                   | coconut (no.)                           | 0.30              | 1.65          | 367                    | 1334                 |
| 235                   | guava                                   | 0.06              | 0.36          | 162                    | 636                  |
| 237                   | orange,mausami (no.)                    | 0.37              | 0.56          | 81                     | 378                  |
| 240                   | mango                                   | 0.15              | 1.64          | 126                    | 503                  |
| 246                   | grapes                                  | 0.04              | 0.95          | 148                    | 632                  |
| 249                   | fruits (fresh) : s.t. (230-247)         | -                 | 10.13         | 816                    | 3208                 |
| 250                   | coconut (copra)                         | 0.11              | 1.14          | 285                    | 1254                 |
| 251                   | groundnut                               | 0.09              | 1.28          | 317                    | 1230                 |
| 259                   | fruits (dry) : s.t. (250-257)           | 0.23              | 3.00          | 444                    | 1821                 |
| 260                   | sugar - P.D.S.                          | 0.39              | 4.73          | 612                    | 2456                 |
| 261                   | sugar - other sources                   | 0.26              | 4.14          | 514                    | 1912                 |
| 262                   | gur                                     | 0.02              | 0.30          | 106                    | 427                  |
| 269                   | sugar : s.t. (260-264)                  | 0.67              | 9.20          | 886                    | 3458                 |
| 279                   | salt                                    | 0.37              | 1.43          | 935                    | 3614                 |
| 280                   | turmeric (gm)                           | 19.61             | 1.02          | 844                    | 3317                 |
| 281                   | black pepper (gm)                       | 2.20              | 0.40          | 172                    | 672                  |
| 282                   | dry chillies (gm)                       | 69.35             | 2.82          | 902                    | 3499                 |
| 283                   | garlic (gm)                             | 41.12             | 1.62          | 861                    | 3307                 |
| 284                   | tamarind (gm)                           | 130.60            | 4.04          | 918                    | 3560                 |
| 285                   | ginger (gm)                             | 32.70             | 1.28          | 772                    | 3068                 |
| 286                   | curry powder (gm)                       | 30.09             | 2.07          | 494                    | 1801                 |
| 287                   | oilseeds (gm)                           | 3.31              | 0.16          | 118                    | 595                  |
| 288                   | other spices (gm)                       | 37.38             | 2.94          | 771                    | 2978                 |
| 289                   | spices : s.t. (280 -288)                | -                 | 16.35         | 935                    | 3621                 |
| 290                   | tea : cups (no.)                        | 7.21              | 10.15         | 560                    | 2196                 |
| 291                   | tea : leaf (gm)                         | 48.08             | 6.84          | 712                    | 2850                 |
| 293                   | coffee: powder (gm)                     | 13.26             | 1.87          | 151                    | 606                  |
| 295                   | cold beverages: bottled/canned (no.)    | 0.68              | 0.61          | 41                     | 205                  |
| 297                   | coconut: green (no.)                    | 0.13              | 0.63          | 101                    | 435                  |
| 298                   | other beverages (cocoa, chocolate etc.) | -                 | 1.24          | 66                     | 229                  |
| 300                   | biscuits                                | 0.58              | 1.42          | 209                    | 781                  |
| 301                   | salted refreshments                     | 0.80              | 2.42          | 237                    | 917                  |
| 302                   | prepared sweets                         | 0.16              | 1.73          | 151                    | 627                  |
| 303                   | cooked meals (no.)                      | 1.14              | 10.83         | 105                    | 328                  |
| 305                   | pickles (gm)                            | 22.76             | 1.60          | 360                    | 1370                 |
| 308                   | other processed food                    | -                 | 8.19          | 380                    | 1362                 |
| 309                   | beverages etc.: s.t. (290-308)          | -                 | 48.00         | 989                    | 3767                 |

\* Unless otherwise specified

(Contd.)

NSS Report No. 461: Consumption of Some Important Commodities in India, 1999-2000

**Table 2U : Monthly per capita quantity and value of consumption for food items for each State and UT**

| item code | item  | quantity<br>(kg*) | value<br>(Rs) | Urban                                   |                   |
|-----------|---|-------------------|---------------|---|-------------------|
|           |   |                   |               | no. of households reporting consumption |                   |
|           |   |                   |               | per 1000 households                     | sample households |
| (1)       | (2)   | (3)               | (4)           | (5)                                     | (6)               |
|           | <b>Andhra Pradesh</b>                             |                   |               |   |                   |
| 888       | total food  | -                 | 367.00        | 998                                     | 3799              |
|           | <b>Arunachal Pradesh</b>                          |                   |               |   |                   |
| 101       | rice - P.D.S.                                     | 9.05              | 94.42         | 850                                     | 192               |
| 102       | rice - other sources                              | 2.23              | 28.05         | 294                                     | 71                |
| 103       | chira   | 0.06              | 1.36          | 125                                     | 30                |
| 107       | wheat/atta - P.D.S.                               | 0.61              | 4.93          | 241                                     | 55                |
| 108       | wheat/atta - other sources                        | 0.86              | 9.42          | 375                                     | 97                |
| 113       | bread (bakery)                                    | 1.14              | 2.00          | 216                                     | 52                |
| 129       | cereal: s.t. (101-122)                            | 14.11             | 142.00        | 997                                     | 232               |
| 139       | cereal substitutes (tapioca, jackfruit seed etc.) | 0.14              | 0.90          | 70                                      | 19                |
| 140       | arhar (tur)                                       | 0.06              | 1.75          | 118                                     | 38                |
| 143       | moong   | 1.33              | 3.81          | 246                                     | 67                |
| 144       | masur   | 0.84              | 13.27         | 791                                     | 173               |
| 150       | other pulses                                      | 0.07              | 1.00          | 103                                     | 23                |
| 151       | gram products                                     | 0.01              | 0.92          | 36                                      | 8                 |
| 159       | pulses & pulse products: s.t. (140-153)           | 2.38              | 21.91         | 930                                     | 219               |
| 160       | milk: liquid (litre)                              | 1.89              | 21.69         | 363                                     | 98                |
| 161       | baby food   | 0.02              | 1.30          | 32                                      | 8                 |
| 162       | milk : condensed/ powder                          | 1.84              | 12.02         | 368                                     | 78                |
| 164       | ghee  | 0.31              | 1.76          | 65                                      | 20                |
| 167       | other milk products                               | 0.02              | 1.93          | 66                                      | 17                |
| 169       | milk & milk products: s.t.(160-167)               | -                 | 39.15         | 729                                     | 174               |
| 171       | mustard oil                                       | 4.16              | 24.29         | 910                                     | 207               |
| 174       | edible oil (others)                               | 0.17              | 2.09          | 98                                      | 36                |
| 179       | edible oil: s.t. (170-174)                        | 4.37              | 27.24         | 958                                     | 225               |
| 180       | eggs (no.)  | 2.90              | 6.99          | 525                                     | 121               |
| 181       | fish, prawn                                       | 1.19              | 25.70         | 638                                     | 158               |
| 182       | goat meat/mutton                                  | 0.77              | 12.61         | 372                                     | 85                |
| 183       | beef/ buffalo meat                                | 0.29              | 5.52          | 212                                     | 46                |
| 184       | pork  | 0.10              | 5.64          | 153                                     | 34                |
| 185       | chicken   | 0.16              | 13.68         | 323                                     | 92                |
| 189       | egg, fish & meat: s.t. (180-186)                  | -                 | 70.30         | 949                                     | 221               |
| 190       | potato  | 1.75              | 12.50         | 956                                     | 222               |
| 191       | onion   | 2.85              | 5.40          | 908                                     | 214               |
| 192       | radish  | 0.06              | 0.41          | 107                                     | 35                |
| 198       | pumpkin   | 0.46              | 2.79          | 294                                     | 63                |
| 201       | bitter gourd                                      | 0.07              | 0.90          | 214                                     | 45                |
| 202       | cucumber  | 0.09              | 0.86          | 162                                     | 39                |
| 203       | parwal / patal                                    | 0.05              | 0.78          | 158                                     | 35                |
| 204       | jhinga / torai                                    | 0.07              | 0.74          | 114                                     | 32                |
| 206       | papaya (green)                                    | 0.15              | 0.54          | 134                                     | 41                |
| 207       | cauliflower                                       | 0.19              | 2.08          | 208                                     | 67                |
| 208       | cabbage   | 0.28              | 2.83          | 315                                     | 90                |

\* Unless otherwise specified

(Contd.)

NSS Report No. 461: Consumption of Some Important Commodities in India, 1999-2000

**Table 2U : Monthly per capita quantity and value of consumption for food items for each State and UT**

| item code                | item                            | quantity<br>(kg*) | value<br>(Rs) | Urban                                  |                   |
|--------------------------|---------------------------------|-------------------|---------------|--|-------------------|
|                          |                                 |                   |               | no.of households reporting consumption |                   |
|                          |                                 |                   |               | per 1000 households                    | sample households |
| (1)                      | (2)                             | (3)               | (4)           | (5)                                    | (6)               |
| <b>Arunachal Pradesh</b> |                                 |                   |               |  |                   |
| 210                      | brinjal                         | 0.45              | 3.33          | 595                                    | 135               |
| 211                      | lady's finger                   | 0.28              | 2.49          | 362                                    | 81                |
| 212                      | palak/other leafy vegetables    | 1.69              | 10.02         | 583                                    | 136               |
| 213                      | french beans and barbati        | 0.12              | 0.81          | 129                                    | 35                |
| 214                      | tomato                          | 0.28              | 5.17          | 537                                    | 128               |
| 216                      | chillies (green)                | 4.51              | 7.30          | 846                                    | 186               |
| 221                      | lemon (no.)                     | 0.50              | 0.61          | 213                                    | 54                |
| 222                      | other vegetables                | 0.70              | 4.99          | 302                                    | 73                |
| 229                      | vegetables: s.t. (190-222)      | -                 | 66.27         | 997                                    | 232               |
| 230                      | banana (no.)                    | 3.92              | 3.89          | 430                                    | 103               |
| 232                      | watermelon                      | 0.04              | 0.78          | 35                                     | 7                 |
| 233                      | pineapple (no.)                 | 0.06              | 0.70          | 76                                     | 20                |
| 237                      | orange,mausami (no.)            | 0.18              | 1.04          | 109                                    | 18                |
| 240                      | mango                           | 0.07              | 1.25          | 65                                     | 16                |
| 242                      | pears (naspati)                 | 0.07              | 0.72          | 83                                     | 10                |
| 245                      | apple                           | 0.05              | 1.92          | 115                                    | 44                |
| 246                      | grapes                          | 0.02              | 1.02          | 59                                     | 17                |
| 247                      | other fresh fruits              | -                 | 1.29          | 70                                     | 19                |
| 249                      | fruits (fresh) : s.t. (230-247) | -                 | 13.37         | 627                                    | 144               |
| 256                      | raisin (kishmish, monacca etc.) | 0.01              | 0.51          | 14                                     | 4                 |
| 257                      | other dry fruits                | 0.04              | 0.59          | 65                                     | 15                |
| 259                      | fruits (dry) : s.t. (250-257)   | 0.09              | 1.54          | 138                                    | 39                |
| 260                      | sugar - P.D.S.                  | 5.24              | 6.15          | 703                                    | 168               |
| 261                      | sugar - other sources           | 0.24              | 3.99          | 367                                    | 84                |
| 269                      | sugar : s.t. (260-264)          | 5.48              | 10.22         | 976                                    | 227               |
| 279                      | salt                            | 1.18              | 2.34          | 953                                    | 221               |
| 280                      | turmeric (gm)                   | 33.56             | 3.15          | 679                                    | 156               |
| 282                      | dry chillies (gm)               | 10.79             | 0.83          | 166                                    | 44                |
| 283                      | garlic (gm)                     | 32.11             | 1.94          | 432                                    | 110               |
| 285                      | ginger (gm)                     | 54.48             | 2.07          | 517                                    | 119               |
| 288                      | other spices (gm)               | 32.03             | 4.03          | 485                                    | 116               |
| 289                      | spices : s.t. (280 -288)        | -                 | 12.88         | 925                                    | 216               |
| 290                      | tea : cups (no.)                | 3.35              | 6.38          | 191                                    | 50                |
| 291                      | tea : leaf (gm)                 | 75.70             | 11.49         | 927                                    | 213               |
| 296                      | fruit juice and shake (glass)   | 0.06              | 0.56          | 20                                     | 2                 |
| 300                      | biscuits                        | 3.30              | 6.77          | 543                                    | 127               |
| 301                      | salted refreshments             | 1.67              | 2.34          | 198                                    | 47                |
| 302                      | prepared sweets                 | 0.11              | 1.08          | 102                                    | 29                |
| 305                      | pickles (gm)                    | 7.26              | 0.63          | 38                                     | 6                 |
| 308                      | other processed food            | -                 | 1.16          | 96                                     | 26                |
| 309                      | beverages etc.: s.t. (290-308)  | -                 | 31.52         | 994                                    | 230               |
| 888                      | total food                      | -                 | 440.00        | 1000                                   | 233               |

\* Unless otherwise specified

(Contd.)

NSS Report No. 461: Consumption of Some Important Commodities in India, 1999-2000

**Table 2U : Monthly per capita quantity and value of consumption for food items for each State and UT**

| item code    | item  | quantity<br>(kg*) | value<br>(Rs) | Urban                                     |                      |
|--------------|---|-------------------|---------------|---|----------------------|
|              |   |                   |               | no.of households<br>reporting consumption |                      |
|              |   |                   |               | per 1000<br>households                    | sample<br>households |
| (1)          | (2)   | (3)               | (4)           | (5)                                       | (6)                  |
| <b>Assam</b> |   |                   |               |   |                      |
| 101          | rice - P.D.S.                               | 0.57              | 4.52          | 182                                       | 125                  |
| 102          | rice - other sources                        | 10.08             | 129.27        | 934                                       | 784                  |
| 103          | chira                                       | 0.19              | 2.35          | 314                                       | 268                  |
| 105          | muri  | 0.07              | 1.57          | 251                                       | 204                  |
| 108          | wheat/atta - other sources                  | 0.96              | 10.40         | 639                                       | 515                  |
| 110          | maida                                       | 0.04              | 0.51          | 128                                       | 107                  |
| 111          | suji, rawa                                  | 0.05              | 0.57          | 153                                       | 120                  |
| 113          | bread (bakery)                              | 0.23              | 3.62          | 316                                       | 283                  |
| 129          | cereal: s.t. (101-122)                      | 12.26             | 153.87        | 938                                       | 788                  |
| 140          | arhar (tur)                                 | 0.04              | 1.47          | 176                                       | 161                  |
| 141          | gram (split)                                | 0.03              | 0.68          | 114                                       | 108                  |
| 143          | moong                                       | 0.14              | 4.08          | 435                                       | 368                  |
| 144          | masur                                       | 0.46              | 12.25         | 878                                       | 731                  |
| 147          | soyabean                                    | 0.02              | 0.56          | 139                                       | 128                  |
| 159          | pulses & pulse products: s.t. (140-153)     | 0.75              | 20.37         | 923                                       | 779                  |
| 160          | milk: liquid (litre)                        | 2.14              | 30.76         | 493                                       | 446                  |
| 161          | baby food                                   | 0.02              | 2.24          | 63  | 49                   |
| 162          | milk : condensed/ powder                    | 0.32              | 6.09          | 271                                       | 211                  |
| 164          | ghee  | 0.01              | 2.35          | 78  | 74                   |
| 165          | butter                                      | 0.15              | 0.84          | 84  | 89                   |
| 169          | milk & milk products: s.t.(160-167)         | -                 | 43.07         | 710                                       | 609                  |
| 170          | vanaspati, margarine                        | 0.02              | 1.27          | 148                                       | 122                  |
| 171          | mustard oil                                 | 0.49              | 22.62         | 907                                       | 762                  |
| 174          | edible oil (others)                         | 0.03              | 1.47          | 73  | 47                   |
| 179          | edible oil: s.t. (170-174)                  | 0.55              | 25.64         | 936                                       | 785                  |
| 180          | eggs (no.)                                  | 2.72              | 5.93          | 585                                       | 521                  |
| 181          | fish, prawn                                 | 0.79              | 42.55         | 862                                       | 708                  |
| 182          | goat meat/mutton                            | 0.10              | 9.85          | 342                                       | 294                  |
| 183          | beef/ buffalo meat                          | 0.01              | 0.63          | 42  | 26                   |
| 184          | pork  | 0.01              | 0.54          | 26  | 48                   |
| 185          | chicken                                     | 0.12              | 8.74          | 298                                       | 263                  |
| 186          | others (birds, crab, oyster, tortoise etc.) | 0.01              | 0.90          | 97  | 92                   |
| 189          | egg, fish & meat: s.t. (180-186)            | -                 | 69.15         | 907                                       | 747                  |
| 190          | potato                                      | 1.31              | 8.48          | 937                                       | 787                  |
| 191          | onion                                       | 0.37              | 3.97          | 888                                       | 746                  |
| 192          | radish                                      | 0.16              | 1.06          | 241                                       | 203                  |
| 193          | carrot                                      | 0.06              | 0.73          | 177                                       | 171                  |
| 195          | beet  | 0.01              | 0.56          | 22  | 19                   |
| 197          | arum  | 0.14              | 0.81          | 263                                       | 210                  |
| 198          | pumpkin                                     | 0.40              | 2.07          | 498                                       | 416                  |
| 200          | gourd                                       | 0.25              | 1.24          | 277                                       | 261                  |
| 201          | bitter gourd                                | 0.09              | 0.86          | 290                                       | 261                  |
| 202          | cucumber                                    | 0.17              | 1.27          | 261                                       | 235                  |

\* Unless otherwise specified

(Contd.)

NSS Report No. 461: Consumption of Some Important Commodities in India, 1999-2000

**Table 2U : Monthly per capita quantity and value of consumption for food items for each State and UT**

| item code    | item                                 | quantity<br>(kg*) | value<br>(Rs) | Urban                                   |                   |
|--------------|--------------------------------------|-------------------|---------------|---|-------------------|
|              |                                      |                   |               | no. of households reporting consumption |                   |
|              |                                      |                   |               | per 1000 households                     | sample households |
| (1)          | (2)                                  | (3)               | (4)           | (5)                                     | (6)               |
| <b>Assam</b> |                                      |                   |               |   |                   |
| 203          | parwal / patal                       | 0.16              | 1.80          | 297                                     | 262               |
| 204          | jhinga / torai                       | 0.27              | 2.25          | 353                                     | 313               |
| 206          | papaya (green)                       | 0.25              | 1.16          | 362                                     | 340               |
| 207          | cauliflower                          | 0.27              | 2.26          | 296                                     | 265               |
| 208          | cabbage                              | 0.31              | 2.01          | 339                                     | 324               |
| 210          | brinjal                              | 0.43              | 2.88          | 663                                     | 560               |
| 211          | lady's finger                        | 0.08              | 0.75          | 207                                     | 198               |
| 212          | palak/other leafy vegetables         | 0.40              | 2.61          | 582                                     | 499               |
| 213          | french beans and barbati             | 0.06              | 0.75          | 183                                     | 192               |
| 214          | tomato                               | 0.13              | 1.48          | 319                                     | 326               |
| 216          | chillies (green)                     | 0.26              | 3.57          | 824                                     | 691               |
| 221          | lemon (no.)                          | 1.23              | 1.22          | 409                                     | 358               |
| 222          | other vegetables                     | 0.62              | 4.04          | 492                                     | 398               |
| 229          | vegetables: s.t. (190-222)           | -                 | 48.78         | 938                                     | 788               |
| 230          | banana (no.)                         | 3.98              | 3.89          | 508                                     | 408               |
| 234          | coconut (no.)                        | 0.09              | 0.61          | 127                                     | 89                |
| 237          | orange,mausami (no.)                 | 0.47              | 1.07          | 121                                     | 119               |
| 240          | mango                                | 0.07              | 1.38          | 98                                      | 93                |
| 245          | apple                                | 0.07              | 2.71          | 149                                     | 145               |
| 246          | grapes                               | 0.11              | 1.12          | 84                                      | 55                |
| 247          | other fresh fruits                   | -                 | 0.59          | 106                                     | 86                |
| 249          | fruits (fresh) : s.t. (230-247)      | -                 | 12.32         | 673                                     | 573               |
| 259          | fruits (dry) : s.t. (250-257)        | 0.03              | 0.65          | 57                                      | 66                |
| 260          | sugar - P.D.S.                       | 0.25              | 3.42          | 487                                     | 399               |
| 261          | sugar - other sources                | 0.37              | 6.80          | 706                                     | 598               |
| 269          | sugar : s.t. (260-264)               | 0.64              | 10.53         | 908                                     | 759               |
| 279          | salt                                 | 0.32              | 1.73          | 938                                     | 788               |
| 280          | turmeric (gm)                        | 52.97             | 3.80          | 934                                     | 786               |
| 281          | black pepper (gm)                    | 2.04              | 0.44          | 121                                     | 109               |
| 282          | dry chillies (gm)                    | 14.13             | 1.11          | 425                                     | 360               |
| 283          | garlic (gm)                          | 29.04             | 1.34          | 658                                     | 576               |
| 285          | ginger (gm)                          | 32.32             | 1.18          | 655                                     | 580               |
| 286          | curry powder (gm)                    | 9.69              | 1.08          | 205                                     | 162               |
| 287          | oilseeds (gm)                        | 3.26              | 0.18          | 109                                     | 87                |
| 288          | other spices (gm)                    | 35.18             | 3.32          | 667                                     | 575               |
| 289          | spices : s.t. (280-288)              | -                 | 12.48         | 937                                     | 787               |
| 290          | tea : cups (no.)                     | 7.45              | 9.22          | 641                                     | 541               |
| 291          | tea : leaf (gm)                      | 81.74             | 9.08          | 878                                     | 733               |
| 295          | cold beverages: bottled/canned (no.) | 0.07              | 0.72          | 39                                      | 45                |
| 300          | biscuits                             | 5.29              | 11.32         | 768                                     | 638               |
| 301          | salted refreshments                  | 0.25              | 2.37          | 287                                     | 280               |
| 302          | prepared sweets                      | 2.10              | 3.93          | 247                                     | 246               |
| 303          | cooked meals (no.)                   | 1.07              | 11.47         | 104                                     | 103               |

\* Unless otherwise specified

(Contd.)

NSS Report No. 461: Consumption of Some Important Commodities in India, 1999-2000



**Table 2U : Monthly per capita quantity and value of consumption for food items for each State and UT**

| item code    | item                                    | quantity<br>(kg*) | value<br>(Rs) | Urban                                   |                   |
|--------------|---|-------------------|---------------|---|-------------------|
|              |   |                   |               | no. of households reporting consumption |                   |
|              |   |                   |               | per 1000 households                     | sample households |
| (1)          | (2)                                     | (3)               | (4)           | (5)                                     | (6)               |
| <b>Assam</b> |   |                   |               |   |                   |
| 305          | pickles (gm)                            | 6.77              | 0.76          | 110                                     | 101               |
| 307          | jam, jelly (gm)                         | 4.01              | 0.50          | 49                                      | 58                |
| 308          | other processed food                    | -                 | 1.69          | 153                                     | 143               |
| 309          | beverages etc.: s.t. (290-308)          | -                 | 52.22         | 996                                     | 847               |
| 888          | total food                              | -                 | 451.00        | 1000                                    | 852               |
| <b>Bihar</b> |   |                   |               |   |                   |
| 101          | rice - P.D.S.                           | 0.07              | 0.69          | 25                                      | 50                |
| 102          | rice - other sources                    | 6.27              | 69.80         | 957                                     | 2188              |
| 103          | chira                                   | 0.20              | 2.41          | 315                                     | 755               |
| 105          | muri                                    | 0.04              | 0.80          | 116                                     | 257               |
| 107          | wheat/atta - P.D.S.                     | 0.16              | 1.12          | 55                                      | 110               |
| 108          | wheat/atta - other sources              | 5.72              | 50.18         | 908                                     | 2108              |
| 110          | maida                                   | 0.04              | 0.46          | 119                                     | 317               |
| 111          | suji, rawa                              | 0.07              | 0.81          | 261                                     | 606               |
| 112          | sewai, noodles                          | 0.02              | 0.55          | 130                                     | 330               |
| 113          | bread (bakery)                          | 0.05              | 1.07          | 131                                     | 352               |
| 129          | cereal: s.t. (101-122)                  | 12.70             | 128.31        | 969                                     | 2212              |
| 140          | arhar (tur)                             | 0.22              | 6.28          | 483                                     | 1217              |
| 141          | gram (split)                            | 0.11              | 2.17          | 318                                     | 751               |
| 142          | gram (whole)                            | 0.07              | 1.11          | 206                                     | 486               |
| 143          | moong                                   | 0.06              | 1.76          | 221                                     | 600               |
| 144          | masur                                   | 0.37              | 8.01          | 739                                     | 1623              |
| 152          | besan                                   | 0.04              | 0.88          | 166                                     | 455               |
| 159          | pulses & pulse products: s.t. (140-153) | 0.93              | 21.22         | 949                                     | 2186              |
| 160          | milk: liquid (litre)                    | 3.40              | 42.61         | 681                                     | 1606              |
| 161          | baby food                               | 0.01              | 0.62          | 20                                      | 46                |
| 162          | milk : condensed/ powder                | 0.01              | 0.64          | 37                                      | 91                |
| 163          | curd                                    | 0.03              | 0.50          | 53                                      | 136               |
| 164          | ghee                                    | 0.02              | 2.81          | 126                                     | 356               |
| 169          | milk & milk products: s.t.(160-167)     | -                 | 47.70         | 721                                     | 1683              |
| 170          | vanaspati, margarine                    | 0.06              | 2.72          | 288                                     | 677               |
| 171          | mustard oil                             | 0.42              | 17.40         | 924                                     | 2115              |
| 174          | edible oil (others)                     | 0.03              | 1.66          | 70                                      | 183               |
| 179          | edible oil: s.t. (170-174)              | 0.52              | 22.23         | 961                                     | 2197              |
| 180          | eggs (no.)                              | 1.29              | 2.39          | 248                                     | 595               |
| 181          | fish, prawn                             | 0.16              | 6.02          | 421                                     | 962               |
| 182          | goat meat/mutton                        | 0.08              | 7.43          | 256                                     | 665               |
| 183          | beef/ buffalo meat                      | 0.04              | 1.21          | 61                                      | 141               |
| 185          | chicken                                 | 0.04              | 2.59          | 139                                     | 306               |
| 189          | egg, fish & meat: s.t. (180-186)        | -                 | 19.81         | 669                                     | 1537              |
| 190          | potato                                  | 2.68              | 12.28         | 961                                     | 2196              |
| 191          | onion                                   | 0.72              | 5.05          | 918                                     | 2112              |
| 192          | radish                                  | 0.22              | 0.71          | 286                                     | 697               |

\* Unless otherwise specified

(Contd.)

NSS Report No. 461: Consumption of Some Important Commodities in India, 1999-2000

**Table 2U : Monthly per capita quantity and value of consumption for food items for each State and UT**

| item code    | item                                 | quantity<br>(kg*) | value<br>(Rs) | no. of households      |                      |
|--------------|--------------------------------------|-------------------|---------------|------------------------|----------------------|
|              |                                      |                   |               | reporting consumption  |                      |
|              |                                      |                   |               | per 1000<br>households | sample<br>households |
| (1)          | (2)                                  | (3)               | (4)           | (5)                    | (6)                  |
| <b>Bihar</b> |                                      |                   |               |                        |                      |
| 198          | pumpkin                              | 0.27              | 1.03          | 244                    | 601                  |
| 200          | gourd                                | 0.18              | 0.71          | 145                    | 324                  |
| 201          | bitter gourd                         | 0.08              | 0.68          | 181                    | 389                  |
| 203          | parwal / patal                       | 0.23              | 2.07          | 373                    | 849                  |
| 204          | jhinga / torai                       | 0.39              | 1.85          | 320                    | 678                  |
| 207          | cauliflower                          | 0.31              | 1.96          | 324                    | 804                  |
| 208          | cabbage                              | 0.28              | 1.21          | 276                    | 647                  |
| 210          | brinjal                              | 0.42              | 2.51          | 611                    | 1420                 |
| 211          | lady's finger                        | 0.34              | 1.92          | 408                    | 933                  |
| 212          | palak/other leafy vegetables         | 0.32              | 1.10          | 347                    | 876                  |
| 213          | french beans and barbati             | 0.05              | 0.41          | 113                    | 240                  |
| 214          | tomato                               | 0.29              | 1.82          | 433                    | 1082                 |
| 216          | chillies (green)                     | 0.08              | 1.21          | 657                    | 1537                 |
| 221          | lemon (no.)                          | 0.88              | 0.76          | 354                    | 897                  |
| 222          | other vegetables                     | 0.13              | 0.66          | 163                    | 417                  |
| 229          | vegetables: s.t. (190-222)           | -                 | 39.49         | 964                    | 2204                 |
| 230          | banana (no.)                         | 3.61              | 1.98          | 387                    | 945                  |
| 235          | guava                                | 0.06              | 0.49          | 138                    | 377                  |
| 240          | mango                                | 0.13              | 1.57          | 96                     | 223                  |
| 245          | apple                                | 0.08              | 2.10          | 185                    | 469                  |
| 249          | fruits (fresh) : s.t. (230-247)      | -                 | 8.06          | 620                    | 1450                 |
| 253          | cashewnut                            | 0.00              | 0.67          | 29                     | 87                   |
| 256          | raisin (kishmish, monacca etc.)      | 0.01              | 0.81          | 60                     | 217                  |
| 259          | fruits (dry) : s.t. (250-257)        | 0.05              | 2.81          | 125                    | 385                  |
| 260          | sugar - P.D.S.                       | 0.21              | 2.70          | 344                    | 753                  |
| 261          | sugar - other sources                | 0.44              | 7.24          | 747                    | 1732                 |
| 269          | sugar : s.t. (260-264)               | 0.67              | 10.30         | 919                    | 2099                 |
| 279          | salt                                 | 0.29              | 1.42          | 956                    | 2177                 |
| 280          | turmeric (gm)                        | 45.14             | 2.09          | 908                    | 2090                 |
| 281          | black pepper (gm)                    | 6.46              | 1.54          | 465                    | 1094                 |
| 282          | dry chillies (gm)                    | 31.62             | 1.66          | 759                    | 1805                 |
| 283          | garlic (gm)                          | 41.62             | 1.31          | 759                    | 1795                 |
| 285          | ginger (gm)                          | 17.70             | 0.61          | 472                    | 1131                 |
| 287          | oilseeds (gm)                        | 10.64             | 0.33          | 294                    | 672                  |
| 288          | other spices (gm)                    | 50.79             | 3.61          | 863                    | 1968                 |
| 289          | spices : s.t. (280-288)              | -                 | 11.45         | 960                    | 2195                 |
| 290          | tea : cups (no.)                     | 5.18              | 5.87          | 570                    | 1267                 |
| 291          | tea : leaf (gm)                      | 43.81             | 5.88          | 722                    | 1673                 |
| 295          | cold beverages: bottled/canned (no.) | 0.06              | 0.57          | 36                     | 102                  |
| 300          | biscuits                             | 0.98              | 3.60          | 529                    | 1237                 |
| 301          | salted refreshments                  | 0.30              | 2.96          | 308                    | 737                  |
| 302          | prepared sweets                      | 0.17              | 3.20          | 236                    | 558                  |
| 303          | cooked meals (no.)                   | 0.72              | 7.27          | 103                    | 215                  |

\* Unless otherwise specified

(Contd.)

NSS Report No. 461: Consumption of Some Important Commodities in India, 1999-2000

**Table 2U : Monthly per capita quantity and value of consumption for food items for each State and UT**

| item code    | item                                    | quantity<br>(kg*) | value<br>(Rs) | Urban                                     |                      |
|--------------|---|-------------------|---------------|---|----------------------|
|              |   |                   |               | no.of households<br>reporting consumption |                      |
|              |   |                   |               | per 1000<br>households                    | sample<br>households |
| (1)          | (2)                                     | (3)               | (4)           | (5)                                       | (6)                  |
| <b>Bihar</b> |   |                   |               |   |                      |
| 308          | other processed food                    | -                 | 0.67          | 67  | 183                  |
| 309          | beverages etc.: s.t. (290-308)          | -                 | 31.70         | 969                                       | 2196                 |
| 888          | total food                              | -                 | 345.00        | 1000                                      | 2279                 |
| <b>Goa</b>   |   |                   |               |   |                      |
| 101          | rice - P.D.S.                           | 2.85              | 28.84         | 602                                       | 170                  |
| 102          | rice - other sources                    | 3.57              | 48.18         | 837                                       | 245                  |
| 103          | chira                                   | 0.11              | 1.46          | 253                                       | 65                   |
| 107          | wheat/atta - P.D.S.                     | 1.38              | 11.87         | 482                                       | 136                  |
| 108          | wheat/atta - other sources              | 0.97              | 11.49         | 471                                       | 144                  |
| 110          | maida                                   | 0.05              | 0.88          | 197                                       | 48                   |
| 111          | suji, rawa                              | 0.26              | 3.98          | 694                                       | 202                  |
| 112          | sewai, noodles                          | 0.04              | 1.09          | 162                                       | 55                   |
| 113          | bread (bakery)                          | 0.68              | 13.71         | 624                                       | 185                  |
| 115          | jowar & products                        | 0.21              | 2.18          | 91  | 23                   |
| 129          | cereal: s.t. (101-122)                  | 10.15             | 124.07        | 994                                       | 282                  |
| 140          | arhar (tur)                             | 0.36              | 12.64         | 844                                       | 242                  |
| 141          | gram (split)                            | 0.10              | 2.46          | 366                                       | 103                  |
| 142          | gram (whole)                            | 0.08              | 1.67          | 300                                       | 78                   |
| 143          | moong                                   | 0.17              | 4.73          | 658                                       | 182                  |
| 144          | masur                                   | 0.12              | 3.27          | 455                                       | 136                  |
| 145          | urd                                     | 0.06              | 1.72          | 258                                       | 60                   |
| 146          | peas                                    | 0.08              | 1.63          | 315                                       | 98                   |
| 152          | besan                                   | 0.08              | 1.83          | 365                                       | 115                  |
| 159          | pulses & pulse products: s.t. (140-153) | 1.06              | 30.20         | 946                                       | 272                  |
| 160          | milk: liquid (litre)                    | 4.22              | 62.44         | 832                                       | 249                  |
| 161          | baby food                               | 0.03              | 1.21          | 46  | 13                   |
| 162          | milk : condensed/ powder                | 0.03              | 3.18          | 67  | 15                   |
| 163          | curd                                    | 0.06              | 1.32          | 80  | 24                   |
| 164          | ghee                                    | 0.09              | 3.65          | 175                                       | 47                   |
| 165          | butter                                  | 0.01              | 1.24          | 108                                       | 37                   |
| 169          | milk & milk products: s.t.(160-167)     | -                 | 73.48         | 898                                       | 262                  |
| 170          | vanaspati, margarine                    | 0.05              | 2.77          | 165                                       | 57                   |
| 171          | mustard oil                             | 0.01              | 0.62          | 37  | 9                    |
| 172          | groundnut oil                           | 0.10              | 5.79          | 159                                       | 47                   |
| 173          | coconut oil                             | 0.02              | 1.25          | 51  | 20                   |
| 174          | edible oil (others)                     | 0.35              | 17.26         | 732                                       | 204                  |
| 179          | edible oil: s.t. (170-174)              | 0.54              | 27.69         | 991                                       | 281                  |
| 180          | eggs (no.)                              | 4.39              | 7.34          | 766                                       | 219                  |
| 181          | fish, prawn                             | 1.90              | 71.73         | 934                                       | 261                  |
| 182          | goat meat/mutton                        | 0.09              | 8.62          | 268                                       | 76                   |
| 183          | beef/ buffalo meat                      | 0.09              | 3.82          | 179                                       | 55                   |
| 185          | chicken                                 | 0.23              | 13.85         | 597                                       | 168                  |
| 189          | egg, fish & meat: s.t. (180-186)        | -                 | 106.19        | 952                                       | 270                  |

\* Unless otherwise specified

(Contd.)

NSS Report No. 461: Consumption of Some Important Commodities in India, 1999-2000

**Table 2U : Monthly per capita quantity and value of consumption for food items for each State and UT**

| <b>Urban</b> |                                 |                   |               |   |                      |
|--------------|---------------------------------|-------------------|---------------|---|----------------------|
| item code    | item                            | quantity<br>(kg*) | value<br>(Rs) | no.of households<br>reporting consumption |                      |
|              |                                 |                   |               | per 1000<br>households                    | sample<br>households |
| (1)          | (2)                             | (3)               | (4)           | (5)                                       | (6)                  |
| <b>Goa</b>   |                                 |                   |               |   |                      |
| 190          | potato                          | 0.69              | 6.56          | 965                                       | 273                  |
| 191          | onion                           | 0.93              | 8.73          | 989                                       | 281                  |
| 192          | radish                          | 0.07              | 0.69          | 243                                       | 84                   |
| 193          | carrot                          | 0.07              | 0.88          | 311                                       | 91                   |
| 195          | beet                            | 0.04              | 0.57          | 192                                       | 53                   |
| 198          | pumpkin                         | 0.04              | 0.42          | 133                                       | 47                   |
| 202          | cucumber                        | 0.08              | 0.84          | 254                                       | 82                   |
| 207          | cauliflower                     | 0.27              | 3.37          | 733                                       | 208                  |
| 208          | cabbage                         | 0.35              | 3.70          | 867                                       | 241                  |
| 210          | brinjal                         | 0.20              | 2.08          | 621                                       | 169                  |
| 211          | lady's finger                   | 0.24              | 3.94          | 731                                       | 197                  |
| 212          | palak/other leafy vegetables    | 0.19              | 1.92          | 610                                       | 167                  |
| 213          | french beans and barbati        | 0.13              | 1.39          | 396                                       | 110                  |
| 214          | tomato                          | 0.72              | 7.78          | 977                                       | 277                  |
| 216          | chillies (green)                | 0.16              | 2.95          | 934                                       | 255                  |
| 221          | lemon (no.)                     | 2.10              | 1.66          | 703                                       | 200                  |
| 222          | other vegetables                | 0.05              | 0.59          | 126                                       | 49                   |
| 229          | vegetables: s.t. (190-222)      | -                 | 49.53         | 989                                       | 281                  |
| 230          | banana (no.)                    | 10.24             | 10.17         | 919                                       | 265                  |
| 233          | pineapple (no.)                 | 0.11              | 0.79          | 93  | 20                   |
| 234          | coconut (no.)                   | 4.91              | 36.83         | 924                                       | 265                  |
| 237          | orange,mausami (no.)            | 0.60              | 1.94          | 178                                       | 38                   |
| 240          | mango                           | 0.17              | 3.59          | 169                                       | 49                   |
| 245          | apple                           | 0.09              | 4.37          | 275                                       | 73                   |
| 246          | grapes                          | 0.06              | 1.76          | 167                                       | 67                   |
| 249          | fruits (fresh) : s.t. (230-247) | -                 | 60.66         | 992                                       | 282                  |
| 251          | groundnut                       | 0.20              | 0.90          | 169                                       | 57                   |
| 253          | cashewnut                       | 0.02              | 3.37          | 165                                       | 45                   |
| 259          | fruits (dry) : s.t. (250-257)   | 0.23              | 4.84          | 299                                       | 93                   |
| 260          | sugar - P.D.S.                  | 0.31              | 3.69          | 712                                       | 205                  |
| 261          | sugar - other sources           | 0.72              | 11.50         | 961                                       | 274                  |
| 262          | gur                             | 0.10              | 1.35          | 347                                       | 96                   |
| 269          | sugar : s.t. (260-264)          | 1.13              | 16.91         | 988                                       | 280                  |
| 279          | salt                            | 0.21              | 1.45          | 994                                       | 282                  |
| 280          | turmeric (gm)                   | 29.77             | 2.56          | 994                                       | 282                  |
| 281          | black pepper (gm)               | 9.59              | 1.32          | 667                                       | 170                  |
| 282          | dry chillies (gm)               | 71.53             | 6.09          | 984                                       | 278                  |
| 283          | garlic (gm)                     | 36.24             | 2.67          | 952                                       | 266                  |
| 284          | tamarind (gm)                   | 61.02             | 2.95          | 776                                       | 193                  |
| 285          | ginger (gm)                     | 30.78             | 2.37          | 917                                       | 259                  |
| 286          | curry powder (gm)               | 10.66             | 1.12          | 277                                       | 95                   |
| 287          | oilseeds (gm)                   | 6.90              | 0.69          | 270                                       | 83                   |
| 288          | other spices (gm)               | 24.89             | 3.56          | 822                                       | 225                  |

\* Unless otherwise specified

(Contd.)

NSS Report No. 461: Consumption of Some Important Commodities in India, 1999-2000

**Table 2U : Monthly per capita quantity and value of consumption for food items for each State and UT**

| item code      | item                                    | quantity<br>(kg*) | value<br>(Rs) | Urban                                   |                   |
|----------------|---|-------------------|---------------|---|-------------------|
|                |   |                   |               | no. of households reporting consumption |                   |
|                |   |                   |               | per 1000 households                     | sample households |
| (1)            | (2)                                     | (3)               | (4)           | (5)                                     | (6)               |
| <b>Goa</b>     |   |                   |               |   |                   |
| 289            | spices : s.t. (280-288)                 | -                 | 23.34         | 994                                     | 282               |
| 290            | tea : cups (no.)                        | 6.56              | 14.99         | 623                                     | 172               |
| 291            | tea : leaf (gm)                         | 110.43            | 14.75         | 947                                     | 272               |
| 293            | coffee: powder (gm)                     | 3.22              | 1.00          | 105                                     | 35                |
| 295            | cold beverages: bottled/canned (no.)    | 0.93              | 5.73          | 342                                     | 108               |
| 298            | other beverages (cocoa, chocolate etc.) | -                 | 1.26          | 37                                      | 12                |
| 300            | biscuits                                | 0.22              | 9.13          | 716                                     | 213               |
| 301            | salted refreshments                     | 0.18              | 0.80          | 76                                      | 28                |
| 302            | prepared sweets                         | 0.05              | 4.64          | 237                                     | 61                |
| 303            | cooked meals (no.)                      | 1.04              | 14.97         | 156                                     | 36                |
| 304            | cake, pastry                            | 0.01              | 1.00          | 59                                      | 21                |
| 305            | pickles (gm)                            | 37.30             | 3.71          | 688                                     | 192               |
| 306            | sauce (gm)                              | 8.16              | 0.76          | 107                                     | 34                |
| 308            | other processed food                    | -                 | 0.85          | 29                                      | 13                |
| 309            | beverages etc.: s.t. (290-308)          | -                 | 74.59         | 998                                     | 283               |
| 888            | total food                              | -                 | 593.00        | 1000                                    | 284               |
| <b>Gujarat</b> |   |                   |               |   |                   |
| 101            | rice - P.D.S.                           | 0.19              | 1.51          | 175                                     | 497               |
| 102            | rice - other sources                    | 1.68              | 23.41         | 881                                     | 2490              |
| 103            | chira                                   | 0.05              | 0.78          | 146                                     | 396               |
| 105            | muri                                    | 0.03              | 0.53          | 127                                     | 341               |
| 106            | other rice products                     | 0.06              | 1.41          | 53                                      | 154               |
| 107            | wheat/atta - P.D.S.                     | 0.30              | 1.48          | 131                                     | 371               |
| 108            | wheat/atta - other sources              | 4.98              | 42.65         | 888                                     | 2518              |
| 110            | maida                                   | 0.03              | 0.34          | 113                                     | 291               |
| 111            | suji, rawa                              | 0.04              | 0.67          | 285                                     | 765               |
| 113            | bread (bakery)                          | 0.06              | 1.38          | 235                                     | 654               |
| 115            | jowar & products                        | 0.14              | 1.42          | 52                                      | 162               |
| 116            | bajra & products                        | 0.85              | 6.39          | 326                                     | 873               |
| 129            | cereal: s.t. (101-122)                  | 8.49              | 82.69         | 942                                     | 2651              |
| 140            | arhar (tur)                             | 0.42              | 12.67         | 896                                     | 2540              |
| 141            | gram (split)                            | 0.08              | 1.70          | 377                                     | 1062              |
| 142            | gram (whole)                            | 0.04              | 0.88          | 256                                     | 740               |
| 143            | moong                                   | 0.28              | 6.89          | 847                                     | 2367              |
| 145            | urd                                     | 0.04              | 1.11          | 257                                     | 740               |
| 150            | other pulses                            | 0.04              | 1.06          | 182                                     | 497               |
| 152            | besan                                   | 0.09              | 2.08          | 527                                     | 1494              |
| 159            | pulses & pulse products: s.t. (140-153) | 1.03              | 27.21         | 941                                     | 2648              |
| 160            | milk: liquid (litre)                    | 6.58              | 88.23         | 941                                     | 2648              |
| 161            | baby food                               | 0.03              | 0.51          | 16                                      | 33                |
| 163            | curd                                    | 0.08              | 1.50          | 219                                     | 651               |
| 164            | ghee                                    | 0.19              | 17.67         | 523                                     | 1497              |
| 166            | ice-cream                               | -                 | 1.50          | 81                                      | 211               |

\* Unless otherwise specified

(Contd.)

NSS Report No. 461: Consumption of Some Important Commodities in India, 1999-2000

**Table 2U : Monthly per capita quantity and value of consumption for food items for each State and UT**

| item code      | item                                | quantity<br>(kg*) | value<br>(Rs) | Urban                                   |                   |
|----------------|-------------------------------------|-------------------|---------------|---|-------------------|
|                |                                     |                   |               | no. of households reporting consumption |                   |
|                |                                     |                   |               | per 1000 households                     | sample households |
| (1)            | (2)                                 | (3)               | (4)           | (5)                                     | (6)               |
| <b>Gujarat</b> |                                     |                   |               |   |                   |
| 167            | other milk products                 | 0.40              | 0.97          | 123                                     | 346               |
| 169            | milk & milk products: s.t.(160-167) | -                 | 110.88        | 953                                     | 2655              |
| 170            | vanaspati, margarine                | 0.02              | 0.79          | 107                                     | 257               |
| 171            | mustard oil                         | 0.02              | 0.84          | 34                                      | 46                |
| 172            | groundnut oil                       | 0.83              | 36.74         | 760                                     | 2084              |
| 174            | edible oil (others)                 | 0.17              | 6.20          | 181                                     | 602               |
| 179            | edible oil: s.t. (170-174)          | 1.05              | 44.87         | 942                                     | 2650              |
| 180            | eggs (no.)                          | 0.84              | 1.54          | 164                                     | 503               |
| 181            | fish, prawn                         | 0.03              | 0.98          | 59                                      | 168               |
| 182            | goat meat/mutton                    | 0.06              | 4.24          | 154                                     | 460               |
| 183            | beef/ buffalo meat                  | 0.04              | 1.04          | 66                                      | 210               |
| 185            | chicken                             | 0.02              | 1.43          | 71                                      | 234               |
| 189            | egg, fish & meat: s.t. (180-186)    | -                 | 9.27          | 262                                     | 790               |
| 190            | potato                              | 1.03              | 6.13          | 929                                     | 2618              |
| 191            | onion                               | 0.70              | 4.60          | 895                                     | 2505              |
| 192            | radish                              | 0.08              | 0.56          | 239                                     | 594               |
| 193            | carrot                              | 0.09              | 0.82          | 234                                     | 664               |
| 200            | gourd                               | 0.31              | 2.85          | 658                                     | 1858              |
| 201            | bitter gourd                        | 0.10              | 1.60          | 376                                     | 1011              |
| 202            | cucumber                            | 0.07              | 0.78          | 233                                     | 699               |
| 203            | parwal / patal                      | 0.04              | 0.52          | 128                                     | 440               |
| 204            | jhinga / torai                      | 0.04              | 0.57          | 127                                     | 436               |
| 207            | cauliflower                         | 0.28              | 3.54          | 602                                     | 1631              |
| 208            | cabbage                             | 0.38              | 4.27          | 777                                     | 2173              |
| 210            | brinjal                             | 0.52              | 4.84          | 898                                     | 2502              |
| 211            | lady's finger                       | 0.21              | 3.09          | 586                                     | 1692              |
| 212            | palak/other leafy vegetables        | 0.28              | 2.81          | 625                                     | 1784              |
| 214            | tomato                              | 0.47              | 5.17          | 881                                     | 2501              |
| 215            | peas                                | 0.06              | 0.89          | 210                                     | 556               |
| 216            | chillies (green)                    | 0.47              | 2.71          | 827                                     | 2342              |
| 221            | lemon (no.)                         | 2.09              | 1.53          | 612                                     | 1741              |
| 222            | other vegetables                    | 0.41              | 4.72          | 649                                     | 1785              |
| 229            | vegetables: s.t. (190-222)          | -                 | 52.97         | 945                                     | 2649              |
| 230            | banana (no.)                        | 4.46              | 3.82          | 558                                     | 1530              |
| 232            | watermelon                          | 0.08              | 0.59          | 66                                      | 169               |
| 234            | coconut (no.)                       | 0.07              | 0.49          | 104                                     | 300               |
| 235            | guava                               | 0.05              | 0.53          | 135                                     | 379               |
| 237            | orange,mausami (no.)                | 0.23              | 0.55          | 81                                      | 221               |
| 240            | mango                               | 0.14              | 2.71          | 149                                     | 422               |
| 245            | apple                               | 0.10              | 3.64          | 272                                     | 776               |
| 246            | grapes                              | 0.05              | 1.41          | 163                                     | 484               |
| 247            | other fresh fruits                  | -                 | 2.55          | 324                                     | 916               |
| 249            | fruits (fresh) : s.t. (230-247)     | -                 | 17.04         | 813                                     | 2230              |

\* Unless otherwise specified

(Contd.)

NSS Report No. 461: Consumption of Some Important Commodities in India, 1999-2000

**Table 2U : Monthly per capita quantity and value of consumption for food items for each State and UT**

| item code      | item                                    | quantity<br>(kg*) | value<br>(Rs) | Urban                                  |                   |
|----------------|---|-------------------|---------------|--|-------------------|
|                |   |                   |               | no.of households reporting consumption |                   |
|                |   |                   |               | per 1000 households                    | sample households |
| (1)            | (2)                                     | (3)               | (4)           | (5)                                    | (6)               |
| <b>Gujarat</b> |   |                   |               |  |                   |
| 250            | coconut (copra)                         | 0.01              | 0.55          | 73                                     | 183               |
| 251            | groundnut                               | 0.09              | 1.54          | 323                                    | 912               |
| 253            | cashewnut                               | 0.00              | 0.89          | 60                                     | 176               |
| 257            | other dry fruits                        | 0.02              | 0.87          | 73                                     | 215               |
| 259            | fruits (dry) : s.t. (250-257)           | 0.14              | 4.82          | 381                                    | 1096              |
| 260            | sugar - P.D.S.                          | 0.28              | 3.43          | 648                                    | 1862              |
| 261            | sugar - other sources                   | 0.67              | 10.84         | 930                                    | 2601              |
| 262            | gur                                     | 0.20              | 3.20          | 637                                    | 1744              |
| 269            | sugar : s.t. (260-264)                  | 1.16              | 17.55         | 950                                    | 2662              |
| 279            | salt                                    | 0.36              | 0.94          | 942                                    | 2651              |
| 280            | turmeric (gm)                           | 34.85             | 2.17          | 941                                    | 2646              |
| 281            | black pepper (gm)                       | 4.89              | 1.08          | 369                                    | 1014              |
| 282            | dry chillies (gm)                       | 64.07             | 4.46          | 936                                    | 2628              |
| 283            | garlic (gm)                             | 50.60             | 2.00          | 864                                    | 2378              |
| 284            | tamarind (gm)                           | 10.90             | 0.38          | 277                                    | 779               |
| 285            | ginger (gm)                             | 21.29             | 1.26          | 477                                    | 1402              |
| 286            | curry powder (gm)                       | 10.77             | 1.05          | 287                                    | 847               |
| 287            | oilseeds (gm)                           | 11.26             | 0.48          | 410                                    | 1176              |
| 288            | other spices (gm)                       | 39.25             | 3.71          | 840                                    | 2375              |
| 289            | spices : s.t. (280-288)                 | -                 | 16.59         | 941                                    | 2648              |
| 290            | tea : cups (no.)                        | 5.08              | 9.15          | 524                                    | 1377              |
| 291            | tea : leaf (gm)                         | 103.85            | 15.06         | 934                                    | 2616              |
| 295            | cold beverages: bottled/canned (no.)    | 0.32              | 2.38          | 124                                    | 384               |
| 296            | fruit juice and shake (glass)           | 0.06              | 0.68          | 29                                     | 83                |
| 297            | coconut: green (no.)                    | 0.11              | 0.74          | 82                                     | 202               |
| 298            | other beverages (cocoa, chocolate etc.) | -                 | 0.64          | 56                                     | 167               |
| 300            | biscuits                                | 1.74              | 4.39          | 516                                    | 1433              |
| 301            | salted refreshments                     | 1.69              | 5.32          | 539                                    | 1473              |
| 302            | prepared sweets                         | 0.55              | 2.90          | 178                                    | 454               |
| 303            | cooked meals (n o.)                     | 0.93              | 11.04         | 99                                     | 210               |
| 305            | pickles (gm)                            | 14.99             | 1.11          | 241                                    | 646               |
| 308            | other processed food                    | -                 | 2.65          | 221                                    | 557               |
| 309            | beverages etc.: s.t. (290-308)          | -                 | 56.94         | 1000                                   | 2762              |
| 888            | total food                              | -                 | 442.00        | 1000                                   | 2763              |
| <b>Haryana</b> |   |                   |               |  |                   |
| 102            | rice - other sources                    | 1.16              | 15.55         | 898                                    | 687               |
| 108            | wheat/atta - other sources              | 7.92              | 58.96         | 990                                    | 746               |
| 111            | suji, rawa                              | 0.02              | 0.17          | 128                                    | 94                |
| 113            | bread (bakery)                          | 0.12              | 2.44          | 320                                    | 298               |
| 129            | cereal: s.t. (101-122)                  | 9.36              | 78.30         | 996                                    | 753               |
| 140            | arhar (tur)                             | 0.07              | 2.02          | 279                                    | 202               |
| 141            | gram (split)                            | 0.17              | 3.22          | 743                                    | 576               |
| 142            | gram (whole)                            | 0.08              | 1.70          | 387                                    | 366               |

\* Unless otherwise specified

(Contd.)

NSS Report No. 461: Consumption of Some Important Commodities in India, 1999-2000

**Table 2U : Monthly per capita quantity and value of consumption for food items for each State and UT**

| item code      | item                                    | quantity<br>(kg*) | value<br>(Rs) | Urban                                     |                      |
|----------------|---|-------------------|---------------|---|----------------------|
|                |   |                   |               | no.of households<br>reporting consumption |                      |
|                |   |                   |               | per 1000<br>households                    | sample<br>households |
| (1)            | (2)                                     | (3)               | (4)           | (5)                                       | (6)                  |
| <b>Haryana</b> |   |                   |               |   |                      |
| 143            | moong                                   | 0.19              | 5.11          | 872                                       | 669                  |
| 144            | masur                                   | 0.14              | 3.60          | 746                                       | 551                  |
| 145            | urd                                     | 0.11              | 3.01          | 557                                       | 429                  |
| 150            | other pulses                            | 0.07              | 2.18          | 326                                       | 306                  |
| 152            | besan                                   | 0.12              | 2.32          | 633                                       | 506                  |
| 159            | pulses & pulse products: s.t. (140-153) | 1.05              | 23.61         | 992                                       | 749                  |
| 160            | milk: liquid (litre)                    | 9.03              | 120.04        | 931                                       | 732                  |
| 162            | milk : condensed/ powder                | 0.05              | 0.80          | 15  | 13                   |
| 163            | curd                                    | 0.03              | 0.93          | 42  | 40                   |
| 164            | ghee                                    | 0.17              | 23.93         | 491                                       | 414                  |
| 166            | ice-cream                               | -                 | 0.62          | 33  | 32                   |
| 169            | milk & milk products: s.t.(160-167)     | -                 | 147.09        | 966                                       | 747                  |
| 170            | vanaspati, margarine                    | 0.24              | 7.68          | 461                                       | 353                  |
| 171            | mustard oil                             | 0.24              | 9.80          | 587                                       | 410                  |
| 174            | edible oil (others)                     | 0.14              | 6.92          | 215                                       | 225                  |
| 179            | edible oil: s.t. (170-174)              | 0.63              | 24.78         | 961                                       | 734                  |
| 180            | eggs (no.)                              | 0.92              | 1.72          | 183                                       | 126                  |
| 182            | goat meat/mutton                        | 0.03              | 2.32          | 98  | 59                   |
| 185            | chicken                                 | 0.04              | 2.74          | 120                                       | 61                   |
| 189            | egg, fish & meat: s.t. (180-186)        | -                 | 7.31          | 267                                       | 173                  |
| 190            | potato                                  | 1.29              | 5.46          | 992                                       | 749                  |
| 191            | onion                                   | 0.84              | 6.74          | 977                                       | 729                  |
| 192            | radish                                  | 0.23              | 0.78          | 340                                       | 270                  |
| 193            | carrot                                  | 0.26              | 1.04          | 309                                       | 222                  |
| 197            | arum                                    | 0.07              | 0.83          | 162                                       | 160                  |
| 198            | pumpkin                                 | 0.13              | 0.89          | 263                                       | 190                  |
| 200            | gourd                                   | 0.32              | 1.95          | 471                                       | 362                  |
| 201            | bitter gourd                            | 0.05              | 0.56          | 135                                       | 151                  |
| 202            | cucumber                                | 0.09              | 0.82          | 141                                       | 161                  |
| 204            | jhinga / torai                          | 0.09              | 0.79          | 220                                       | 121                  |
| 207            | cauliflower                             | 0.34              | 1.97          | 483                                       | 367                  |
| 208            | cabbage                                 | 0.14              | 0.89          | 310                                       | 274                  |
| 210            | brinjal                                 | 0.30              | 2.21          | 652                                       | 525                  |
| 211            | lady's finger                           | 0.15              | 1.78          | 345                                       | 318                  |
| 212            | palak/other leafy vegetables            | 0.23              | 1.16          | 368                                       | 280                  |
| 214            | tomato                                  | 0.65              | 7.05          | 971                                       | 735                  |
| 215            | peas                                    | 0.16              | 1.55          | 307                                       | 238                  |
| 216            | chillies (green)                        | 0.16              | 1.63          | 664                                       | 503                  |
| 221            | lemon (no.)                             | 1.55              | 1.75          | 391                                       | 351                  |
| 222            | other vegetables                        | 0.14              | 0.99          | 119                                       | 88                   |
| 229            | vegetables: s.t. (190-222)              | -                 | 41.20         | 996                                       | 753                  |
| 230            | banana (no.)                            | 5.25              | 5.38          | 655                                       | 492                  |
| 235            | guava                                   | 0.06              | 0.53          | 154                                       | 119                  |

\* Unless otherwise specified

(Contd.)

NSS Report No. 461: Consumption of Some Important Commodities in India, 1999-2000



**Table 2U : Monthly per capita quantity and value of consumption for food items for each State and UT**

| item code               | item                                 | quantity<br>(kg*) | value<br>(Rs) | Urban                                   |                   |
|-------------------------|--------------------------------------|-------------------|---------------|---|-------------------|
|                         |                                      |                   |               | no. of households reporting consumption |                   |
|                         |                                      |                   |               | per 1000 households                     | sample households |
| (1)                     | (2)                                  | (3)               | (4)           | (5)                                     | (6)               |
| <b>Haryana</b>          |                                      |                   |               |   |                   |
| 237                     | orange,mausami (no.)                 | 0.60              | 1.08          | 137                                     | 149               |
| 240                     | mango                                | 0.19              | 3.32          | 195                                     | 200               |
| 245                     | apple                                | 0.15              | 3.95          | 283                                     | 238               |
| 246                     | grapes                               | 0.04              | 1.11          | 107                                     | 101               |
| 247                     | other fresh fruits                   | -                 | 1.29          | 128                                     | 93                |
| 249                     | fruits (fresh) : s.t. (230-247)      | -                 | 17.58         | 832                                     | 644               |
| 251                     | groundnut                            | 0.03              | 1.14          | 143                                     | 104               |
| 257                     | other dry fruits                     | 0.00              | 1.23          | 22                                      | 17                |
| 259                     | fruits (dry) : s.t. (250-257)        | 0.05              | 3.28          | 184                                     | 144               |
| 260                     | sugar - P.D.S.                       | 0.24              | 2.70          | 549                                     | 427               |
| 261                     | sugar - other sources                | 1.21              | 19.38         | 989                                     | 746               |
| 262                     | gur                                  | 0.04              | 0.45          | 104                                     | 60                |
| 269                     | sugar : s.t. (260-264)               | 1.49              | 22.56         | 993                                     | 751               |
| 279                     | salt                                 | 0.22              | 1.24          | 985                                     | 746               |
| 280                     | turmeric (gm)                        | 55.69             | 3.30          | 988                                     | 750               |
| 281                     | black pepper (gm)                    | 1.56              | 0.26          | 102                                     | 69                |
| 282                     | dry chillies (gm)                    | 58.81             | 4.07          | 970                                     | 736               |
| 283                     | garlic (gm)                          | 44.85             | 1.63          | 659                                     | 509               |
| 285                     | ginger (gm)                          | 33.29             | 1.37          | 447                                     | 392               |
| 288                     | other spices (gm)                    | 37.52             | 4.36          | 861                                     | 643               |
| 289                     | spices : s.t. (280-288)              | -                 | 15.10         | 993                                     | 752               |
| 290                     | tea : cups (no.)                     | 3.71              | 7.14          | 344                                     | 237               |
| 291                     | tea : leaf (gm)                      | 87.40             | 11.37         | 969                                     | 736               |
| 295                     | cold beverages: bottled/canned (no.) | 0.16              | 1.56          | 80                                      | 99                |
| 296                     | fruit juice and shake (glass)        | 0.15              | 1.33          | 70                                      | 91                |
| 300                     | biscuits                             | 1.88              | 3.30          | 432                                     | 403               |
| 301                     | salted refreshments                  | 0.37              | 1.91          | 247                                     | 242               |
| 302                     | prepared sweets                      | 0.62              | 4.03          | 227                                     | 177               |
| 303                     | cooked meals (no.)                   | 0.21              | 2.74          | 40                                      | 32                |
| 305                     | pickles (gm)                         | 18.59             | 0.81          | 172                                     | 156               |
| 308                     | other processed food                 | -                 | 1.27          | 68                                      | 53                |
| 309                     | beverages etc.: s.t. (290-308)       | -                 | 36.32         | 993                                     | 752               |
| 888                     | total food                           | -                 | 418.00        | 1000                                    | 758               |
| <b>Himachal Pradesh</b> |                                      |                   |               |   |                   |
| 101                     | rice - P.D.S.                        | 0.67              | 6.86          | 133                                     | 145               |
| 102                     | rice - other sources                 | 3.10              | 43.60         | 648                                     | 752               |
| 107                     | wheat/atta - P.D.S.                  | 0.70              | 5.57          | 86                                      | 107               |
| 108                     | wheat/atta - other sources           | 5.26              | 47.47         | 692                                     | 785               |
| 110                     | maida                                | 0.08              | 0.78          | 43                                      | 29                |
| 111                     | suji, rawa                           | 0.06              | 0.65          | 184                                     | 208               |
| 113                     | bread (bakery)                       | 0.24              | 4.06          | 341                                     | 393               |
| 117                     | maize & products                     | 0.17              | 1.30          | 65                                      | 65                |
| 129                     | cereal: s.t. (101-122)               | 10.33             | 111.19        | 759                                     | 881               |

\* Unless otherwise specified

(Contd.)

NSS Report No. 461: Consumption of Some Important Commodities in India, 1999-2000

**Table 2U : Monthly per capita quantity and value of consumption for food items for each State and UT**

| item code               | item                                    | quantity<br>(kg*) | value<br>(Rs) | Urban                                  |                   |
|-------------------------|---|-------------------|---------------|--|-------------------|
|                         |   |                   |               | no.of households reporting consumption |                   |
|                         |   |                   |               | per 1000 households                    | sample households |
| (1)                     | (2)                                     | (3)               | (4)           | (5)                                    | (6)               |
| <b>Himachal Pradesh</b> |   |                   |               |  |                   |
| 140                     | arhar (tur)                             | 0.07              | 2.19          | 231                                    | 332               |
| 141                     | gram (split)                            | 0.26              | 5.35          | 689                                    | 706               |
| 142                     | gram (whole)                            | 0.17              | 3.59          | 487                                    | 474               |
| 143                     | moong                                   | 0.14              | 3.77          | 479                                    | 538               |
| 144                     | masur                                   | 0.16              | 4.16          | 510                                    | 599               |
| 145                     | urd                                     | 0.22              | 5.75          | 579                                    | 686               |
| 150                     | other pulses                            | 0.24              | 7.31          | 579                                    | 650               |
| 152                     | besan                                   | 0.11              | 2.22          | 427                                    | 508               |
| 159                     | pulses & pulse products: s.t. (140-153) | 1.40              | 35.26         | 756                                    | 878               |
| 160                     | milk: liquid (litre)                    | 10.08             | 119.36        | 753                                    | 861               |
| 161                     | baby food                               | 0.03              | 0.74          | 16                                     | 20                |
| 162                     | milk : condensed/ powder                | 0.25              | 1.06          | 42                                     | 38                |
| 163                     | curd                                    | 0.14              | 2.23          | 151                                    | 220               |
| 164                     | ghee                                    | 0.15              | 22.89         | 396                                    | 501               |
| 165                     | butter                                  | 0.03              | 2.78          | 111                                    | 97                |
| 166                     | ice-cream                               | -                 | 1.00          | 184                                    | 31                |
| 167                     | other milk products                     | 0.05              | 1.16          | 155                                    | 63                |
| 169                     | milk & milk products: s.t.(160-167)     | -                 | 151.21        | 952                                    | 904               |
| 170                     | vanaspati, margarine                    | 0.15              | 6.13          | 309                                    | 305               |
| 171                     | mustard oil                             | 0.29              | 14.09         | 520                                    | 583               |
| 174                     | edible oil (others)                     | 0.28              | 13.12         | 394                                    | 544               |
| 179                     | edible oil: s.t. (170-174)              | 0.73              | 33.74         | 749                                    | 876               |
| 180                     | eggs (no.)                              | 2.48              | 4.73          | 395                                    | 297               |
| 181                     | fish, prawn                             | 0.01              | 0.56          | 11                                     | 11                |
| 182                     | goat meat/mutton                        | 0.14              | 9.07          | 214                                    | 243               |
| 183                     | beef/ buffalo meat                      | 0.01              | 0.52          | 14                                     | 16                |
| 185                     | chicken                                 | 0.03              | 2.72          | 78                                     | 119               |
| 189                     | egg, fish & meat: s.t. (180-186)        | -                 | 17.62         | 485                                    | 378               |
| 190                     | potato                                  | 1.01              | 5.49          | 754                                    | 875               |
| 191                     | onion                                   | 0.79              | 7.12          | 754                                    | 871               |
| 192                     | radish                                  | 0.22              | 1.29          | 270                                    | 243               |
| 193                     | carrot                                  | 0.24              | 1.54          | 211                                    | 263               |
| 198                     | pumpkin                                 | 0.06              | 0.54          | 121                                    | 152               |
| 200                     | gourd                                   | 0.16              | 1.30          | 262                                    | 344               |
| 202                     | cucumber                                | 0.13              | 1.14          | 125                                    | 149               |
| 207                     | cauliflower                             | 0.47              | 4.04          | 555                                    | 630               |
| 208                     | cabbage                                 | 0.36              | 3.05          | 552                                    | 661               |
| 210                     | brinjal                                 | 0.13              | 1.25          | 228                                    | 297               |
| 211                     | lady's finger                           | 0.18              | 1.97          | 274                                    | 340               |
| 212                     | palak/other leafy vegetables            | 0.23              | 1.69          | 316                                    | 377               |
| 213                     | french beans and barbati                | 0.10              | 0.99          | 147                                    | 208               |
| 214                     | tomato                                  | 0.73              | 7.89          | 705                                    | 828               |
| 215                     | peas                                    | 0.18              | 2.48          | 292                                    | 324               |

\* Unless otherwise specified

(Contd.)

NSS Report No. 461: Consumption of Some Important Commodities in India, 1999-2000

**Table 2U : Monthly per capita quantity and value of consumption for food items for each State and UT**

| <b>Urban</b>            |   |                   |               |  |                      |
|-------------------------|---|-------------------|---------------|--|----------------------|
| item code               | item                                    | quantity<br>(kg*) | value<br>(Rs) | no. of households<br>reporting consumption |                      |
|                         |   |                   |               | per 1000<br>households                     | sample<br>households |
| (1)                     | (2)                                     | (3)               | (4)           | (5)  | (6)                  |
| <b>Himachal Pradesh</b> |   |                   |               |  |                      |
| 216                     | chillies (green)                        | 0.17              | 0.76          | 241  | 317                  |
| 221                     | lemon (no.)                             | 1.01              | 1.27          | 178  | 183                  |
| 222                     | other vegetables                        | 0.10              | 0.78          | 138  | 136                  |
| 229                     | vegetables: s.t. (190-222)              | -                 | 45.77         | 762  | 885                  |
| 230                     | banana (no.)                            | 4.92              | 7.46          | 688  | 617                  |
| 237                     | orange,mausami (no.)                    | 0.82              | 2.02          | 172  | 191                  |
| 240                     | mango                                   | 0.25              | 3.56          | 317  | 185                  |
| 245                     | apple                                   | 0.19              | 4.85          | 274  | 307                  |
| 246                     | grapes                                  | 0.28              | 2.01          | 161  | 166                  |
| 247                     | other fresh fruits                      | -                 | 0.89          | 47   | 62                   |
| 249                     | fruits (fresh) : s.t. (230-247)         | -                 | 22.99         | 835  | 802                  |
| 251                     | groundnut                               | 0.03              | 1.01          | 56   | 57                   |
| 253                     | cashewnut                               | 0.05              | 1.70          | 41   | 27                   |
| 255                     | other nuts                              | 0.00              | 0.50          | 14   | 17                   |
| 256                     | raisin (kishmish, monacca etc.)         | 0.03              | 0.91          | 46   | 36                   |
| 257                     | other dry fruits                        | 0.02              | 3.32          | 71   | 83                   |
| 259                     | fruits (dry) : s.t. (250-257)           | 0.22              | 8.10          | 169  | 176                  |
| 260                     | sugar - P.D.S.                          | 0.25              | 3.07          | 356  | 410                  |
| 261                     | sugar - other sources                   | 0.90              | 15.75         | 744  | 870                  |
| 269                     | sugar : s.t. (260-264)                  | 1.16              | 19.03         | 757  | 880                  |
| 279                     | salt                                    | 0.25              | 1.56          | 751  | 872                  |
| 280                     | turmeric (gm)                           | 47.39             | 4.00          | 760  | 878                  |
| 281                     | black pepper (gm)                       | 3.55              | 0.54          | 118  | 104                  |
| 282                     | dry chillies (gm)                       | 38.08             | 3.30          | 710  | 820                  |
| 283                     | garlic (gm)                             | 38.73             | 1.59          | 423  | 523                  |
| 285                     | ginger (gm)                             | 33.85             | 1.19          | 333  | 380                  |
| 286                     | curry powder (gm)                       | 3.31              | 0.50          | 77   | 86                   |
| 288                     | other spices (gm)                       | 47.10             | 6.51          | 688  | 815                  |
| 289                     | spices : s.t. (280 -288)                | -                 | 17.88         | 762  | 882                  |
| 290                     | tea : cups (no.)                        | 8.84              | 18.02         | 486  | 560                  |
| 291                     | tea : leaf (gm)                         | 82.79             | 12.56         | 746  | 868                  |
| 293                     | coffee: powder (gm)                     | 1.69              | 0.74          | 48   | 45                   |
| 295                     | cold beverages: bottled/canned (no.)    | 0.22              | 2.23          | 187  | 117                  |
| 296                     | fruit juice and shake (glass)           | 0.15              | 1.14          | 124  | 53                   |
| 298                     | other beverages (cocoa, chocolate etc.) | -                 | 0.71          | 21   | 58                   |
| 300                     | biscuits                                | 1.95              | 5.72          | 524  | 448                  |
| 301                     | salted refreshments                     | 0.25              | 3.84          | 292  | 264                  |
| 302                     | prepared sweets                         | 0.08              | 4.92          | 179  | 187                  |
| 303                     | cooked meals (no.)                      | 6.21              | 43.60         | 281  | 119                  |
| 304                     | cake, pastry                            | 0.21              | 0.62          | 50   | 27                   |
| 305                     | pickles (gm)                            | 22.78             | 1.31          | 215  | 247                  |
| 306                     | sauce (gm)                              | 6.57              | 0.53          | 49   | 52                   |
| 307                     | jam, jelly (gm)                         | 10.16             | 1.11          | 72   | 56                   |

\* Unless otherwise specified

(Contd.)

NSS Report No. 461: Consumption of Some Important Commodities in India, 1999-2000

**Table 2U : Monthly per capita quantity and value of consumption for food items for each State and UT**

| <b>Urban</b>               |   |                   |               |   |                      |
|----------------------------|---|-------------------|---------------|---|----------------------|
| item code                  | item                                    | quantity<br>(kg*) | value<br>(Rs) | no.of households<br>reporting consumption |                      |
|                            |   |                   |               | per 1000<br>households                    | sample<br>households |
| (1)                        | (2)                                     | (3)               | (4)           | (5)                                       | (6)                  |
| <b>Himachal Pradesh</b>    |   |                   |               |   |                      |
| 308                        | other processed food                    | -                 | 1.81          | 73  | 51                   |
| 309                        | beverages etc.: s.t. (290-308)          | -                 | 99.14         | 997                                       | 944                  |
| 888                        | total food                              | -                 | 563.00        | 1000                                      | 947                  |
| <b>Jammu &amp; Kashmir</b> |   |                   |               |   |                      |
| 101                        | rice - P.D.S.                           | 4.11              | 39.87         | 405                                       | 357                  |
| 102                        | rice - other sources                    | 4.64              | 60.28         | 687                                       | 726                  |
| 107                        | wheat/atta - P.D.S.                     | 0.97              | 8.33          | 247                                       | 255                  |
| 108                        | wheat/atta - other sources              | 2.19              | 19.44         | 473                                       | 523                  |
| 111                        | suji, rawa                              | 0.03              | 0.36          | 142                                       | 176                  |
| 113                        | bread (bakery)                          | 0.77              | 19.37         | 601                                       | 633                  |
| 129                        | cereal: s.t. (101-122)                  | 12.84             | 149.04        | 992                                       | 997                  |
| 141                        | gram (split)                            | 0.17              | 3.31          | 511                                       | 567                  |
| 142                        | gram (whole)                            | 0.06              | 1.53          | 310                                       | 341                  |
| 143                        | moong                                   | 0.15              | 4.17          | 555                                       | 589                  |
| 144                        | masur                                   | 0.06              | 1.49          | 253                                       | 228                  |
| 145                        | urd                                     | 0.13              | 3.36          | 429                                       | 512                  |
| 146                        | peas                                    | 0.03              | 0.80          | 82  | 60                   |
| 147                        | soyabean                                | 0.02              | 0.42          | 127                                       | 138                  |
| 150                        | other pulses                            | 0.27              | 8.94          | 724                                       | 766                  |
| 151                        | gram products                           | 0.02              | 0.52          | 33  | 22                   |
| 152                        | besan                                   | 0.02              | 0.37          | 125                                       | 180                  |
| 159                        | pulses & pulse products: s.t. (140-153) | 0.93              | 25.42         | 887                                       | 923                  |
| 160                        | milk: liquid (litre)                    | 8.02              | 85.18         | 975                                       | 983                  |
| 161                        | baby food                               | 0.01              | 0.99          | 16  | 19                   |
| 163                        | curd                                    | 0.81              | 10.37         | 554                                       | 486                  |
| 164                        | ghee                                    | 0.07              | 9.35          | 283                                       | 337                  |
| 165                        | butter                                  | 0.01              | 0.86          | 65  | 67                   |
| 166                        | ice-cream                               | -                 | 0.56          | 58  | 56                   |
| 167                        | other milk products                     | 0.08              | 4.34          | 262                                       | 259                  |
| 169                        | milk & milk products: s.t.(160-167)     | -                 | 111.78        | 976                                       | 986                  |
| 170                        | vanaspati, margarine                    | 0.06              | 2.44          | 243                                       | 295                  |
| 171                        | mustard oil                             | 0.67              | 28.56         | 939                                       | 948                  |
| 174                        | edible oil (others)                     | 0.03              | 1.48          | 54  | 55                   |
| 179                        | edible oil: s.t. (170-174)              | 0.77              | 32.80         | 988                                       | 992                  |
| 180                        | eggs (no.)                              | 2.18              | 3.89          | 371                                       | 397                  |
| 181                        | fish, prawn                             | 0.01              | 0.55          | 42  | 39                   |
| 182                        | goat meat/mutton                        | 0.33              | 32.20         | 587                                       | 541                  |
| 183                        | beef/ buffalo meat                      | 0.11              | 5.15          | 138                                       | 119                  |
| 185                        | chicken                                 | 0.12              | 5.93          | 267                                       | 258                  |
| 189                        | egg, fish & meat: s.t. (180-186)        | -                 | 47.86         | 746                                       | 706                  |
| 190                        | potato                                  | 0.84              | 4.97          | 905                                       | 951                  |
| 191                        | onion                                   | 0.88              | 7.74          | 970                                       | 970                  |
| 192                        | radish                                  | 0.41              | 2.51          | 549                                       | 525                  |

\* Unless otherwise specified

(Contd.)

NSS Report No. 461: Consumption of Some Important Commodities in India, 1999-2000

**Table 2U : Monthly per capita quantity and value of consumption for food items for each State and UT**

| item code | item                                 | quantity<br>(kg*) | value<br>(Rs) | no. of households<br>reporting consumption |                      |
|-----------|--------------------------------------|-------------------|---------------|--|----------------------|
|           |                                      |                   |               | per 1000<br>households                     | sample<br>households |
|           |                                      |                   |               | (1)  | (2)                  |
| 193       | carrot                               | 0.35              | 2.44          | 380  | 308                  |
| 194       | turnip                               | 0.17              | 1.08          | 259  | 214                  |
| 198       | pumpkin                              | 0.13              | 0.91          | 127  | 133                  |
| 200       | gourd                                | 0.17              | 1.38          | 279  | 314                  |
| 201       | bitter gourd                         | 0.06              | 0.79          | 160  | 171                  |
| 202       | cucumber                             | 0.17              | 1.71          | 262  | 234                  |
| 207       | cauliflower                          | 0.42              | 3.85          | 543  | 554                  |
| 208       | cabbage                              | 0.29              | 2.16          | 430  | 459                  |
| 210       | brinjal                              | 0.17              | 1.59          | 336  | 358                  |
| 211       | lady's finger                        | 0.10              | 1.22          | 220  | 254                  |
| 212       | palak/other leafy vegetables         | 1.15              | 8.83          | 715  | 682                  |
| 213       | french beans and barbati             | 0.04              | 0.57          | 125  | 154                  |
| 214       | tomato                               | 0.53              | 6.28          | 735  | 835                  |
| 215       | peas                                 | 0.15              | 1.90          | 309  | 329                  |
| 216       | chillies (green)                     | 0.15              | 0.75          | 310  | 317                  |
| 221       | lemon (no.)                          | 1.52              | 1.33          | 301  | 349                  |
| 222       | other vegetables                     | 0.69              | 2.83          | 307  | 286                  |
| 229       | vegetables: s.t. (190-222)           | -                 | 55.14         | 989  | 995                  |
| 230       | banana (no.)                         | 4.10              | 6.94          | 641  | 653                  |
| 232       | watermelon                           | 0.14              | 0.82          | 80   | 59                   |
| 237       | orange,mausami (no.)                 | 1.25              | 2.83          | 199  | 197                  |
| 240       | mango                                | 0.16              | 3.56          | 206  | 185                  |
| 241       | kharbooza                            | 0.08              | 0.51          | 90   | 91                   |
| 245       | apple                                | 0.44              | 5.47          | 432  | 430                  |
| 246       | grapes                               | 0.05              | 1.89          | 131  | 141                  |
| 247       | other fresh fruits                   | -                 | 0.83          | 80   | 94                   |
| 249       | fruits (fresh) : s.t. (230-247)      | -                 | 23.45         | 891  | 893                  |
| 251       | groundnut                            | 0.02              | 0.73          | 90   | 118                  |
| 255       | other nuts                           | 0.00              | 0.55          | 17   | 24                   |
| 259       | fruits (dry) : s.t. (250-257)        | 0.04              | 2.62          | 186  | 221                  |
| 260       | sugar - P.D.S.                       | 0.35              | 4.44          | 674  | 655                  |
| 261       | sugar - other sources                | 0.37              | 6.64          | 556  | 650                  |
| 269       | sugar : s.t. (260-264)               | 0.72              | 11.14         | 961  | 973                  |
| 279       | salt                                 | 2.43              | 2.21          | 978  | 984                  |
| 280       | turmeric (gm)                        | 76.05             | 4.54          | 988  | 993                  |
| 282       | dry chillies (gm)                    | 72.04             | 6.23          | 979  | 979                  |
| 283       | garlic (gm)                          | 34.21             | 1.34          | 504  | 519                  |
| 284       | tamarind (gm)                        | 5.18              | 0.14          | 133  | 144                  |
| 285       | ginger (gm)                          | 17.62             | 0.76          | 271  | 325                  |
| 288       | other spices (gm)                    | 38.42             | 4.85          | 881  | 878                  |
| 289       | spices : s.t. (280-288)              | -                 | 18.10         | 989  | 995                  |
| 290       | tea : cups (no.)                     | 3.44              | 8.29          | 459  | 508                  |
| 291       | tea : leaf (gm)                      | 115.21            | 14.59         | 968  | 973                  |
| 295       | cold beverages: bottled/canned (no.) | 0.27              | 2.09          | 128  | 151                  |

\* Unless otherwise specified

(Contd.)

NSS Report No. 461: Consumption of Some Important Commodities in India, 1999-2000

**Table 2U : Monthly per capita quantity and value of consumption for food items for each State and UT**

| <b>Urban</b>               |   |                   |               |  |                      |
|----------------------------|---|-------------------|---------------|--|----------------------|
| item code                  | item                                    | quantity<br>(kg*) | value<br>(Rs) | no. of households<br>reporting consumption |                      |
|                            |   |                   |               | per 1000<br>households                     | sample<br>households |
| (1)                        | (2)                                     | (3)               | (4)           | (5)  | (6)                  |
| <b>Jammu &amp; Kashmir</b> |   |                   |               |  |                      |
| 296                        | fruit juice and shake (glass)           | 0.07              | 0.85          | 43   | 62                   |
| 300                        | biscuits                                | 16.17             | 8.90          | 605  | 595                  |
| 301                        | salted refreshments                     | 2.23              | 2.10          | 296  | 383                  |
| 302                        | prepared sweets                         | 0.65              | 2.03          | 151  | 171                  |
| 303                        | cooked meals (no.)                      | 0.42              | 5.09          | 72   | 92                   |
| 304                        | cake, pastry                            | 14.74             | 3.53          | 145  | 101                  |
| 305                        | pickles (gm)                            | 14.52             | 0.72          | 196  | 240                  |
| 308                        | other processed food                    | -                 | 0.51          | 44   | 56                   |
| 309                        | beverages etc.: s.t. (290-308)          | -                 | 49.32         | 998  | 1003                 |
| 888                        | total food                              | -                 | 529.00        | 1000                                       | 1008                 |
| <b>Karnataka</b>           |   |                   |               |  |                      |
| 101                        | rice - P.D.S.                           | 0.85              | 7.59          | 400  | 1029                 |
| 102                        | rice - other sources                    | 5.17              | 72.36         | 909  | 2248                 |
| 103                        | chira                                   | 0.12              | 1.76          | 312  | 812                  |
| 105                        | muri                                    | 0.08              | 0.68          | 169  | 452                  |
| 107                        | wheat/atta - P.D.S.                     | 0.31              | 2.10          | 378  | 964                  |
| 108                        | wheat/atta - other sources              | 0.86              | 9.20          | 583  | 1413                 |
| 110                        | maida                                   | 0.09              | 1.13          | 240  | 498                  |
| 111                        | suji, rawa                              | 0.28              | 3.77          | 664  | 1627                 |
| 113                        | bread (bakery)                          | 0.11              | 1.62          | 256  | 672                  |
| 115                        | jowar & products                        | 1.13              | 9.98          | 249  | 766                  |
| 121                        | ragi & products                         | 1.05              | 6.62          | 389  | 866                  |
| 129                        | cereal: s.t. (101-122)                  | 10.21             | 118.17        | 940  | 2319                 |
| 140                        | arhar (tur)                             | 0.46              | 14.29         | 919  | 2264                 |
| 141                        | gram (split)                            | 0.09              | 1.92          | 508  | 1178                 |
| 142                        | gram (whole)                            | 0.04              | 0.90          | 285  | 609                  |
| 143                        | moong                                   | 0.10              | 2.60          | 525  | 1219                 |
| 144                        | masur                                   | 0.02              | 0.60          | 99   | 257                  |
| 145                        | urd                                     | 0.14              | 4.37          | 620  | 1449                 |
| 146                        | peas                                    | 0.03              | 0.53          | 164  | 363                  |
| 150                        | other pulses                            | 0.14              | 2.75          | 457  | 1045                 |
| 152                        | besan                                   | 0.02              | 0.36          | 110  | 312                  |
| 159                        | pulses & pulse products: s.t. (140-153) | 1.04              | 28.64         | 936  | 2307                 |
| 160                        | milk: liquid (litre)                    | 5.07              | 53.78         | 896  | 2213                 |
| 163                        | curd                                    | 0.14              | 1.54          | 126  | 330                  |
| 164                        | ghee                                    | 0.03              | 4.06          | 224  | 522                  |
| 165                        | butter                                  | 0.01              | 0.96          | 50   | 144                  |
| 169                        | milk & milk products: s.t.(160-167)     | -                 | 61.70         | 909  | 2252                 |
| 170                        | vanaspati, margarine                    | 0.01              | 0.55          | 76   | 140                  |
| 172                        | groundnut oil                           | 0.39              | 15.99         | 672  | 1660                 |
| 173                        | coconut oil                             | 0.02              | 1.22          | 71   | 204                  |
| 174                        | edible oil (others)                     | 0.16              | 6.52          | 257  | 628                  |
| 179                        | edible oil: s.t. (170-174)              | 0.59              | 24.32         | 937  | 2307                 |

\* Unless otherwise specified

(Contd.)

NSS Report No. 461: Consumption of Some Important Commodities in India, 1999-2000

**Table 2U : Monthly per capita quantity and value of consumption for food items for each State and UT**

| item code        | item                             | quantity<br>(kg*) | value<br>(Rs) | Urban                                   |                   |
|------------------|----------------------------------|-------------------|---------------|---|-------------------|
|                  |                                  |                   |               | no. of households reporting consumption |                   |
|                  |                                  |                   |               | per 1000 households                     | sample households |
| (1)              | (2)                              | (3)               | (4)           | (5)                                     | (6)               |
| <b>Karnataka</b> |                                  |                   |               |   |                   |
| 180              | eggs (no.)                       | 2.48              | 3.60          | 438                                     | 1050              |
| 181              | fish, prawn                      | 0.12              | 3.25          | 139                                     | 347               |
| 182              | goat meat/mutton                 | 0.19              | 16.26         | 410                                     | 978               |
| 183              | beef/ buffalo meat               | 0.05              | 1.62          | 71                                      | 188               |
| 185              | chicken                          | 0.09              | 4.78          | 230                                     | 504               |
| 189              | egg, fish & meat: s.t. (180-186) | -                 | 29.86         | 598                                     | 1459              |
| 190              | potato                           | 0.36              | 2.46          | 786                                     | 1920              |
| 191              | onion                            | 0.69              | 4.03          | 924                                     | 2283              |
| 192              | radish                           | 0.13              | 0.80          | 446                                     | 1024              |
| 193              | carrot                           | 0.14              | 1.41          | 529                                     | 1195              |
| 195              | beet                             | 0.07              | 0.55          | 276                                     | 580               |
| 198              | pumpkin                          | 0.05              | 0.34          | 178                                     | 359               |
| 200              | gourd                            | 0.04              | 0.32          | 160                                     | 365               |
| 201              | bitter gourd                     | 0.03              | 0.38          | 163                                     | 413               |
| 202              | cucumber                         | 0.28              | 1.57          | 546                                     | 1400              |
| 204              | jhinga / torai                   | 0.07              | 0.62          | 245                                     | 544               |
| 205              | snake gourd                      | 0.03              | 0.22          | 116                                     | 243               |
| 207              | cauliflower                      | 0.08              | 0.86          | 275                                     | 687               |
| 208              | cabbage                          | 0.21              | 1.50          | 578                                     | 1363              |
| 210              | brinjal                          | 0.30              | 2.18          | 747                                     | 1839              |
| 211              | lady's finger                    | 0.14              | 1.35          | 503                                     | 1228              |
| 212              | palak/other leafy vegetables     | 0.42              | 3.03          | 771                                     | 1814              |
| 213              | french beans and barbati         | 0.11              | 1.10          | 387                                     | 802               |
| 214              | tomato                           | 0.65              | 4.37          | 894                                     | 2201              |
| 216              | chillies (green)                 | 0.36              | 1.83          | 898                                     | 2209              |
| 221              | lemon (no.)                      | 1.54              | 1.20          | 660                                     | 1617              |
| 222              | other vegetables                 | 0.19              | 1.36          | 392                                     | 903               |
| 229              | vegetables: s.t. (190-222)       | -                 | 32.07         | 939                                     | 2313              |
| 230              | banana (no.)                     | 5.67              | 5.05          | 826                                     | 2027              |
| 234              | coconut (no.)                    | 1.46              | 8.48          | 808                                     | 2004              |
| 240              | mango                            | 0.14              | 1.88          | 189                                     | 349               |
| 245              | apple                            | 0.05              | 1.74          | 171                                     | 430               |
| 246              | grapes                           | 0.04              | 1.12          | 164                                     | 462               |
| 249              | fruits (fresh) : s.t. (230-247)  | -                 | 19.66         | 945                                     | 2309              |
| 250              | coconut (copra)                  | 0.02              | 0.81          | 157                                     | 445               |
| 251              | groundnut                        | 0.07              | 1.89          | 423                                     | 1100              |
| 253              | cashewnut                        | 0.00              | 0.95          | 142                                     | 317               |
| 256              | raisin (kishmish, monacca etc.)  | 0.00              | 0.37          | 105                                     | 252               |
| 259              | fruits (dry) : s.t. (250-257)    | 0.10              | 4.55          | 523                                     | 1343              |
| 260              | sugar - P.D.S.                   | 0.39              | 4.75          | 628                                     | 1596              |
| 261              | sugar - other sources            | 0.47              | 7.41          | 725                                     | 1833              |
| 262              | gur                              | 0.11              | 1.41          | 378                                     | 975               |
| 269              | sugar : s.t. (260-264)           | 0.97              | 13.68         | 932                                     | 2304              |

\* Unless otherwise specified

(Contd.)

NSS Report No. 461: Consumption of Some Important Commodities in India, 1999-2000

**Table 2U : Monthly per capita quantity and value of consumption for food items for each State and UT**

| item code        | item  | quantity<br>(kg*) | value<br>(Rs) | Urban                                   |                   |
|------------------|---|-------------------|---------------|---|-------------------|
|                  |   |                   |               | no. of households reporting consumption |                   |
|                  |   |                   |               | per 1000 households                     | sample households |
| (1)              | (2)   | (3)               | (4)           | (5)                                     | (6)               |
| <b>Karnataka</b> |   |                   |               |   |                   |
| 279              | salt  | 0.33              | 1.34          | 936                                     | 2309              |
| 280              | turmeric (gm)                                     | 16.92             | 1.16          | 796                                     | 2024              |
| 281              | black pepper (gm)                                 | 6.47              | 1.40          | 456                                     | 1046              |
| 282              | dry chillies (gm)                                 | 75.86             | 3.71          | 858                                     | 2175              |
| 283              | garlic (gm)                                       | 44.59             | 1.57          | 786                                     | 1962              |
| 284              | tamarind (gm)                                     | 64.27             | 2.08          | 796                                     | 1985              |
| 285              | ginger (gm)                                       | 18.80             | 0.67          | 523                                     | 1219              |
| 286              | curry powder (gm)                                 | 36.12             | 3.08          | 522                                     | 1165              |
| 287              | oilseeds (gm)                                     | 9.96              | 0.48          | 361                                     | 890               |
| 288              | other spices (gm)                                 | 37.94             | 3.32          | 750                                     | 1852              |
| 289              | spices : s.t. (280-288)                           | -                 | 17.48         | 939                                     | 2312              |
| 290              | tea : cups (no.)                                  | 6.46              | 12.84         | 592                                     | 1452              |
| 291              | tea : leaf (gm)                                   | 71.30             | 9.15          | 724                                     | 1895              |
| 292              | coffee : cups (no.)                               | 1.88              | 2.41          | 180                                     | 410               |
| 293              | coffee: powder (gm)                               | 39.95             | 5.18          | 413                                     | 884               |
| 295              | cold beverages: bottled/canned (no.)              | 0.23              | 0.91          | 58                                      | 136               |
| 297              | coconut: green (no.)                              | 0.14              | 0.78          | 114                                     | 292               |
| 298              | other beverages (cocoa, chocolate etc.)           | -                 | 3.13          | 135                                     | 275               |
| 300              | biscuits  | 2.68              | 2.25          | 361                                     | 900               |
| 301              | salted refreshments                               | 0.90              | 2.77          | 393                                     | 919               |
| 302              | prepared sweets                                   | 0.89              | 2.63          | 236                                     | 581               |
| 303              | cooked meals (no.)                                | 1.42              | 15.75         | 196                                     | 454               |
| 305              | pickles (gm)                                      | 18.23             | 1.08          | 313                                     | 773               |
| 308              | other processed food                              | -                 | 10.77         | 453                                     | 1044              |
| 309              | beverages etc.: s.t. (290-308)                    | -                 | 70.41         | 995                                     | 2455              |
| 888              | total food  | -                 | 422.00        | 997                                     | 2463              |
| <b>Kerala</b>    |   |                   |               |   |                   |
| 101              | rice - P.D.S.                                     | 3.48              | 32.63         | 593                                     | 1188              |
| 102              | rice - other sources                              | 4.47              | 58.13         | 736                                     | 1519              |
| 106              | other rice products                               | 0.04              | 0.57          | 53                                      | 104               |
| 107              | wheat/atta - P.D.S.                               | 0.54              | 4.42          | 390                                     | 779               |
| 108              | wheat/atta - other sources                        | 0.34              | 4.51          | 325                                     | 672               |
| 110              | maida   | 0.14              | 1.77          | 247                                     | 557               |
| 111              | suji, rawa  | 0.11              | 1.43          | 274                                     | 567               |
| 113              | bread (bakery)                                    | 0.11              | 1.93          | 269                                     | 542               |
| 129              | cereal: s.t. (101-122)                            | 9.25              | 105.74        | 922                                     | 1912              |
| 139              | cereal substitutes (tapioca, jackfruit seed etc.) | 0.45              | 2.22          | 377                                     | 743               |
| 140              | arhar (tur)                                       | 0.14              | 4.10          | 662                                     | 1368              |
| 142              | gram (whole)                                      | 0.11              | 2.46          | 472                                     | 986               |
| 143              | moong   | 0.15              | 3.95          | 633                                     | 1280              |
| 145              | urd   | 0.17              | 5.10          | 574                                     | 1183              |
| 146              | peas  | 0.03              | 0.67          | 139                                     | 264               |
| 150              | other pulses                                      | 0.03              | 0.68          | 120                                     | 244               |

\* Unless otherwise specified

(Contd.)

NSS Report No. 461: Consumption of Some Important Commodities in India, 1999-2000



**Table 2U : Monthly per capita quantity and value of consumption for food items for each State and UT**

| <b>Urban</b>  |   |                   |               |   |                      |
|---------------|---|-------------------|---------------|---|----------------------|
| item code     | item                                    | quantity<br>(kg*) | value<br>(Rs) | no.of households<br>reporting consumption |                      |
|               |   |                   |               | per 1000<br>households                    | sample<br>households |
| (1)           | (2)                                     | (3)               | (4)           | (5)                                       | (6)                  |
| <b>Kerala</b> |   |                   |               |   |                      |
| 153           | other pulse products                    | 0.04              | 1.97          | 474                                       | 931                  |
| 159           | pulses & pulse products: s.t. (140-153) | 0.69              | 19.52         | 880                                       | 1832                 |
| 160           | milk: liquid (litre)                    | 3.49              | 44.34         | 748                                       | 1531                 |
| 161           | baby food                               | 0.01              | 1.05          | 36  | 69                   |
| 162           | milk : condensed/ powder                | 0.05              | 1.97          | 92  | 243                  |
| 164           | ghee                                    | 0.01              | 0.81          | 75  | 145                  |
| 169           | milk & milk products: s.t.(160-167)     | -                 | 49.27         | 825                                       | 1689                 |
| 173           | coconut oil                             | 0.34              | 18.83         | 837                                       | 1735                 |
| 174           | edible oil (others)                     | 0.11              | 3.85          | 373                                       | 745                  |
| 179           | edible oil: s.t. (170-174)              | 0.46              | 22.99         | 919                                       | 1902                 |
| 180           | eggs (no.)                              | 3.20              | 5.15          | 564                                       | 1124                 |
| 181           | fish, prawn                             | 1.88              | 47.68         | 838                                       | 1744                 |
| 182           | goat meat/mutton                        | 0.03              | 3.09          | 60  | 139                  |
| 183           | beef/ buffalo meat                      | 0.17              | 8.30          | 298                                       | 630                  |
| 185           | chicken                                 | 0.13              | 6.09          | 244                                       | 551                  |
| 189           | egg, fish & meat: s.t. (180-186)        | -                 | 70.38         | 872                                       | 1808                 |
| 190           | potato                                  | 0.31              | 2.83          | 774                                       | 1607                 |
| 191           | onion                                   | 0.51              | 4.43          | 907                                       | 1882                 |
| 193           | carrot                                  | 0.11              | 1.30          | 464                                       | 943                  |
| 195           | beet                                    | 0.03              | 0.36          | 173                                       | 321                  |
| 197           | arum                                    | 0.04              | 0.33          | 190                                       | 371                  |
| 198           | pumpkin                                 | 0.05              | 0.37          | 198                                       | 383                  |
| 200           | gourd                                   | 0.08              | 0.55          | 205                                       | 435                  |
| 201           | bitter gourd                            | 0.11              | 1.51          | 371                                       | 771                  |
| 202           | cucumber                                | 0.16              | 1.09          | 405                                       | 831                  |
| 205           | snake gourd                             | 0.08              | 0.71          | 328                                       | 637                  |
| 208           | cabbage                                 | 0.19              | 1.92          | 588                                       | 1255                 |
| 210           | brinjal                                 | 0.11              | 0.99          | 396                                       | 804                  |
| 211           | lady's finger                           | 0.21              | 2.18          | 722                                       | 1496                 |
| 212           | palak/other leafy vegetables            | 0.11              | 0.97          | 348                                       | 723                  |
| 213           | french beans and barbati                | 0.09              | 1.06          | 299                                       | 584                  |
| 214           | tomato                                  | 0.42              | 4.50          | 837                                       | 1764                 |
| 215           | peas                                    | 0.06              | 0.61          | 184                                       | 357                  |
| 216           | chillies (green)                        | 0.11              | 1.76          | 880                                       | 1813                 |
| 218           | plantain (green)                        | 0.16              | 1.44          | 447                                       | 915                  |
| 221           | lemon (no.)                             | 0.81              | 0.63          | 248                                       | 510                  |
| 222           | other vegetables                        | 0.33              | 3.15          | 567                                       | 1189                 |
| 229           | vegetables: s.t. (190-222)              | -                 | 33.22         | 920                                       | 1903                 |
| 230           | banana (no.)                            | 5.81              | 7.23          | 654                                       | 1377                 |
| 234           | coconut (no.)                           | 4.81              | 26.35         | 906                                       | 1873                 |
| 237           | orange,mausami (no.)                    | 0.24              | 0.76          | 88  | 178                  |
| 240           | mango                                   | 0.08              | 1.03          | 119                                       | 222                  |
| 245           | apple                                   | 0.03              | 1.01          | 99  | 211                  |

\* Unless otherwise specified

(Contd.)

NSS Report No. 461: Consumption of Some Important Commodities in India, 1999-2000

**Table 2U : Monthly per capita quantity and value of consumption for food items for each State and UT**

| <b>Urban</b>          |   |                   |               |  |                      |
|-----------------------|---|-------------------|---------------|--|----------------------|
| item code             | item                                    | quantity<br>(kg*) | value<br>(Rs) | no. of households<br>reporting consumption |                      |
|                       |   |                   |               | per 1000<br>households                     | sample<br>households |
| (1)                   | (2)                                     | (3)               | (4)           | (5)  | (6)                  |
| <b>Kerala</b>         |   |                   |               |  |                      |
| 246                   | grapes                                  | 0.08              | 1.75          | 238  | 502                  |
| 247                   | other fresh fruits                      | -                 | 1.90          | 176  | 347                  |
| 249                   | fruits (fresh) : s.t. (230-247)         | -                 | 40.57         | 939  | 1928                 |
| 251                   | groundnut                               | 0.02              | 0.71          | 176  | 327                  |
| 259                   | fruits (dry) : s.t. (250-257)           | 0.03              | 1.51          | 217  | 424                  |
| 260                   | sugar - P.D.S.                          | 0.35              | 4.23          | 771  | 1594                 |
| 261                   | sugar - other sources                   | 0.50              | 7.72          | 834  | 1752                 |
| 262                   | gur                                     | 0.03              | 0.46          | 146  | 272                  |
| 269                   | sugar : s.t. (260-264)                  | 0.88              | 12.48         | 922  | 1907                 |
| 279                   | salt                                    | 0.26              | 1.06          | 922  | 1907                 |
| 280                   | turmeric (gm)                           | 24.18             | 1.19          | 883  | 1820                 |
| 281                   | black pepper (gm)                       | 6.28              | 1.26          | 407  | 825                  |
| 282                   | dry chillies (gm)                       | 113.67            | 5.66          | 896  | 1837                 |
| 283                   | garlic (gm)                             | 28.07             | 1.08          | 786  | 1625                 |
| 284                   | tamarind (gm)                           | 73.84             | 3.54          | 869  | 1793                 |
| 285                   | ginger (gm)                             | 23.61             | 0.91          | 628  | 1252                 |
| 286                   | curry powder (gm)                       | 25.75             | 1.75          | 424  | 903                  |
| 287                   | oilseeds (gm)                           | 11.08             | 0.42          | 449  | 890                  |
| 288                   | other spices (gm)                       | 93.43             | 4.30          | 877  | 1807                 |
| 289                   | spices : s.t. (280-288)                 | -                 | 20.10         | 921  | 1903                 |
| 290                   | tea : cups (no.)                        | 8.11              | 16.05         | 705  | 1397                 |
| 291                   | tea : leaf (gm)                         | 95.23             | 10.58         | 890  | 1856                 |
| 293                   | coffee: powder (gm)                     | 11.79             | 1.42          | 237  | 497                  |
| 295                   | cold beverages: bottled/canned (no.)    | 0.12              | 0.55          | 53   | 107                  |
| 298                   | other beverages (cocoa, chocolate etc.) | -                 | 0.93          | 53   | 124                  |
| 300                   | biscuits                                | 1.07              | 4.18          | 421  | 899                  |
| 301                   | salted refreshments                     | 0.85              | 6.09          | 492  | 969                  |
| 302                   | prepared sweets                         | 0.05              | 1.30          | 123  | 277                  |
| 303                   | cooked meals (no.)                      | 2.77              | 28.97         | 357  | 658                  |
| 304                   | cake, pastry                            | 0.01              | 0.78          | 69   | 137                  |
| 308                   | other processed food                    | -                 | 6.19          | 273  | 570                  |
| 309                   | beverages etc.: s.t. (290-308)          | -                 | 78.28         | 996  | 2009                 |
| 888                   | total food                              | -                 | 457.00        | 997  | 2011                 |
| <b>Madhya Pradesh</b> |   |                   |               |  |                      |
| 101                   | rice - P.D.S.                           | 0.09              | 0.71          | 67   | 188                  |
| 102                   | rice - other sources                    | 3.28              | 38.21         | 896  | 2864                 |
| 103                   | chira                                   | 0.05              | 0.69          | 168  | 610                  |
| 107                   | wheat/atta - P.D.S.                     | 0.15              | 1.04          | 45   | 149                  |
| 108                   | wheat/atta - other sources              | 7.06              | 52.34         | 905  | 2856                 |
| 111                   | suji, rawa                              | 0.06              | 0.69          | 255  | 902                  |
| 113                   | bread (bakery)                          | 0.11              | 1.34          | 167  | 595                  |
| 117                   | maize & products                        | 0.17              | 0.90          | 45   | 84                   |
| 129                   | cereal: s.t. (101-122)                  | 11.09             | 97.17         | 981  | 3098                 |

\* Unless otherwise specified

(Contd.)

NSS Report No. 461: Consumption of Some Important Commodities in India, 1999-2000

**Table 2U : Monthly per capita quantity and value of consumption for food items for each State and UT**

| item code             | item                                    | quantity<br>(kg*) | value<br>(Rs) | Urban                                   |                   |
|-----------------------|---|-------------------|---------------|---|-------------------|
|                       |   |                   |               | no. of households reporting consumption |                   |
|                       |   |                   |               | per 1000 households                     | sample households |
| (1)                   | (2)                                     | (3)               | (4)           | (5)                                     | (6)               |
| <b>Madhya Pradesh</b> |   |                   |               |   |                   |
| 140                   | arhar (tur)                             | 0.50              | 14.07         | 889                                     | 2823              |
| 141                   | gram (split)                            | 0.07              | 1.27          | 255                                     | 720               |
| 143                   | moong                                   | 0.13              | 3.23          | 506                                     | 1607              |
| 144                   | masur                                   | 0.09              | 1.94          | 279                                     | 890               |
| 145                   | urd                                     | 0.07              | 1.26          | 231                                     | 736               |
| 152                   | besan                                   | 0.11              | 2.08          | 480                                     | 1515              |
| 159                   | pulses & pulse products: s.t. (140-153) | 1.00              | 24.62         | 979                                     | 3090              |
| 160                   | milk: liquid (litre)                    | 4.33              | 51.76         | 845                                     | 2679              |
| 164                   | ghee                                    | 0.07              | 9.87          | 332                                     | 1132              |
| 169                   | milk & milk products: s.t.(160-167)     | -                 | 63.08         | 868                                     | 2757              |
| 170                   | vanaspati, margarine                    | 0.03              | 1.30          | 137                                     | 454               |
| 171                   | mustard oil                             | 0.14              | 5.13          | 262                                     | 895               |
| 172                   | groundnut oil                           | 0.19              | 8.05          | 289                                     | 964               |
| 174                   | edible oil (others)                     | 0.27              | 8.81          | 437                                     | 1272              |
| 179                   | edible oil: s.t. (170-174)              | 0.64              | 23.39         | 979                                     | 3089              |
| 180                   | eggs (no.)                              | 1.12              | 1.85          | 221                                     | 716               |
| 181                   | fish, prawn                             | 0.05              | 2.29          | 153                                     | 472               |
| 182                   | goat meat/mutton                        | 0.07              | 5.10          | 196                                     | 636               |
| 183                   | beef/ buffalo meat                      | 0.02              | 0.64          | 35                                      | 111               |
| 185                   | chicken                                 | 0.03              | 1.84          | 97                                      | 315               |
| 189                   | egg, fish & meat: s.t. (180-186)        | -                 | 11.76         | 399                                     | 1255              |
| 190                   | potato                                  | 1.28              | 5.66          | 969                                     | 3066              |
| 191                   | onion                                   | 0.66              | 3.83          | 950                                     | 2994              |
| 192                   | radish                                  | 0.21              | 0.81          | 355                                     | 1136              |
| 193                   | carrot                                  | 0.08              | 0.41          | 167                                     | 521               |
| 197                   | arum                                    | 0.05              | 0.41          | 137                                     | 446               |
| 198                   | pumpkin                                 | 0.16              | 0.84          | 355                                     | 1124              |
| 200                   | gourd                                   | 0.25              | 1.47          | 394                                     | 1387              |
| 201                   | bitter gourd                            | 0.05              | 0.53          | 163                                     | 565               |
| 202                   | cucumber                                | 0.06              | 0.39          | 115                                     | 413               |
| 203                   | parwal / patal                          | 0.07              | 0.82          | 174                                     | 588               |
| 204                   | jhinga / torai                          | 0.15              | 1.18          | 306                                     | 914               |
| 207                   | cauliflower                             | 0.33              | 2.55          | 488                                     | 1484              |
| 208                   | cabbage                                 | 0.21              | 1.25          | 393                                     | 1268              |
| 210                   | brinjal                                 | 0.36              | 2.25          | 715                                     | 2307              |
| 211                   | lady's finger                           | 0.19              | 1.87          | 439                                     | 1437              |
| 212                   | palak/other leafy vegetables            | 0.43              | 2.12          | 597                                     | 1870              |
| 213                   | french beans and barbati                | 0.09              | 0.85          | 227                                     | 790               |
| 214                   | tomato                                  | 0.66              | 4.58          | 857                                     | 2749              |
| 215                   | peas                                    | 0.13              | 0.77          | 198                                     | 615               |
| 216                   | chillies (green)                        | 0.38              | 1.65          | 840                                     | 2689              |
| 221                   | lemon (no.)                             | 1.04              | 0.71          | 332                                     | 1144              |
| 222                   | other vegetables                        | 0.24              | 1.74          | 367                                     | 1188              |

\* Unless otherwise specified

(Contd.)

NSS Report No. 461: Consumption of Some Important Commodities in India, 1999-2000

**Table 2U : Monthly per capita quantity and value of consumption for food items for each State and UT**

| <b>Urban</b>          |                                 |                   |               |  |                      |
|-----------------------|---------------------------------|-------------------|---------------|--|----------------------|
| item code             | item                            | quantity<br>(kg*) | value<br>(Rs) | no. of households<br>reporting consumption |                      |
|                       |                                 |                   |               | per 1000<br>households                     | sample<br>households |
| (1)                   | (2)                             | (3)               | (4)           | (5)  | (6)                  |
| <b>Madhya Pradesh</b> |                                 |                   |               |  |                      |
| 229                   | vegetables: s.t. (190-222)      | -                 | 37.16         | 980  | 3094                 |
| 230                   | banana (no.)                    | 4.15              | 2.75          | 530  | 1660                 |
| 234                   | coconut (no.)                   | 0.11              | 0.73          | 201  | 603                  |
| 235                   | guava                           | 0.12              | 0.64          | 206  | 619                  |
| 238                   | papaya                          | 0.07              | 0.58          | 132  | 450                  |
| 240                   | mango                           | 0.10              | 1.54          | 132  | 525                  |
| 245                   | apple                           | 0.05              | 1.65          | 145  | 548                  |
| 246                   | grapes                          | 0.03              | 0.90          | 118  | 445                  |
| 249                   | fruits (fresh) : s.t. (230-247) | -                 | 10.17         | 812  | 2577                 |
| 251                   | groundnut                       | 0.05              | 0.80          | 157  | 522                  |
| 259                   | fruits (dry) : s.t. (250-257)   | 0.12              | 2.54          | 240  | 829                  |
| 260                   | sugar - P.D.S.                  | 0.24              | 2.95          | 502  | 1599                 |
| 261                   | sugar - other sources           | 0.73              | 11.65         | 902  | 2821                 |
| 262                   | gur                             | 0.05              | 0.57          | 169  | 535                  |
| 269                   | sugar : s.t. (260-264)          | 1.02              | 15.20         | 970  | 3055                 |
| 279                   | salt                            | 0.27              | 1.32          | 978  | 3088                 |
| 280                   | turmeric (gm)                   | 38.02             | 1.92          | 977  | 3081                 |
| 281                   | black pepper (gm)               | 2.81              | 0.64          | 196  | 713                  |
| 282                   | dry chillies (gm)               | 63.89             | 3.36          | 958  | 2999                 |
| 283                   | garlic (gm)                     | 41.46             | 1.50          | 772  | 2461                 |
| 285                   | ginger (gm)                     | 23.07             | 0.88          | 488  | 1554                 |
| 286                   | curry powder (gm)               | 4.03              | 0.40          | 126  | 433                  |
| 287                   | oilseeds (gm)                   | 5.20              | 0.18          | 161  | 490                  |
| 288                   | other spices (gm)               | 45.45             | 3.97          | 889  | 2839                 |
| 289                   | spices : s.t. (280-288)         | -                 | 13.06         | 981  | 3095                 |
| 290                   | tea : cups (no.)                | 4.37              | 6.34          | 434  | 1348                 |
| 291                   | tea : leaf (gm)                 | 70.14             | 9.72          | 924  | 2935                 |
| 300                   | biscuits                        | 3.52              | 2.35          | 465  | 1565                 |
| 301                   | salted refreshments             | 1.75              | 3.20          | 475  | 1442                 |
| 302                   | prepared sweets                 | 0.79              | 2.66          | 202  | 665                  |
| 303                   | cooked meals (no.)              | 0.28              | 3.18          | 36   | 111                  |
| 305                   | pickles (gm)                    | 13.35             | 0.74          | 185  | 629                  |
| 308                   | other processed food            | -                 | 0.82          | 85   | 308                  |
| 309                   | beverages etc.: s.t. (290-308)  | -                 | 30.44         | 990  | 3111                 |
| 888                   | total food                      | -                 | 330.00        | 1000                                       | 3145                 |
| <b>Maharashtra</b>    |                                 |                   |               |  |                      |
| 101                   | rice - P.D.S.                   | 0.24              | 1.94          | 150  | 772                  |
| 102                   | rice - other sources            | 3.10              | 40.82         | 895  | 4725                 |
| 103                   | chira                           | 0.09              | 1.45          | 308  | 1608                 |
| 107                   | wheat/atta - P.D.S.             | 0.32              | 1.80          | 150  | 792                  |
| 108                   | wheat/atta - other sources      | 4.17              | 39.31         | 869  | 4559                 |
| 111                   | suji, rawa                      | 0.11              | 1.36          | 438  | 2212                 |
| 113                   | bread (bakery)                  | 0.20              | 3.98          | 372  | 1957                 |

\* Unless otherwise specified

(Contd.)

NSS Report No. 461: Consumption of Some Important Commodities in India, 1999-2000

**Table 2U : Monthly per capita quantity and value of consumption for food items for each State and UT**

| item code          | item  | quantity<br>(kg*) | value<br>(Rs) | Urban                                   |                   |
|--------------------|---|-------------------|---------------|---|-------------------|
|                    |   |                   |               | no. of households reporting consumption |                   |
|                    |   |                   |               | per 1000 households                     | sample households |
| (1)                | (2)   | (3)               | (4)           | (5)                                     | (6)               |
| <b>Maharashtra</b> |   |                   |               |   |                   |
| 115                | jowar & products                                  | 0.89              | 7.40          | 262                                     | 1429              |
| 116                | bajra & products                                  | 0.14              | 1.09          | 65                                      | 408               |
| 129                | cereal: s.t. (101-122)                            | 9.35              | 100.36        | 927                                     | 4897              |
| 139                | cereal substitutes (tapioca, jackfruit seed etc.) | 0.07              | 1.50          | 318                                     | 1659              |
| 140                | arhar (tur)                                       | 0.45              | 13.90         | 891                                     | 4703              |
| 141                | gram (split)                                      | 0.12              | 2.42          | 477                                     | 2542              |
| 142                | gram (whole)                                      | 0.02              | 0.51          | 132                                     | 651               |
| 143                | moong   | 0.15              | 4.12          | 658                                     | 3442              |
| 144                | masur   | 0.09              | 2.33          | 382                                     | 1992              |
| 145                | urd   | 0.04              | 1.21          | 225                                     | 1194              |
| 146                | peas  | 0.02              | 0.35          | 117                                     | 522               |
| 150                | other pulses                                      | 0.05              | 1.25          | 224                                     | 1110              |
| 152                | besan   | 0.07              | 1.52          | 402                                     | 1953              |
| 159                | pulses & pulse products: s.t. (140-153)           | 1.02              | 28.00         | 925                                     | 4883              |
| 160                | milk: liquid (litre)                              | 4.79              | 66.02         | 891                                     | 4713              |
| 161                | baby food   | 0.01              | 0.65          | 19                                      | 99                |
| 163                | curd  | 0.03              | 0.42          | 100                                     | 542               |
| 164                | ghee  | 0.03              | 4.27          | 141                                     | 827               |
| 165                | butter  | 0.01              | 0.56          | 46                                      | 213               |
| 169                | milk & milk products: s.t.(160-167)               | -                 | 72.61         | 902                                     | 4770              |
| 170                | vanaspati, margarine                              | 0.03              | 1.53          | 201                                     | 1004              |
| 171                | mustard oil                                       | 0.06              | 1.17          | 44                                      | 210               |
| 172                | groundnut oil                                     | 0.49              | 21.02         | 560                                     | 3114              |
| 174                | edible oil (others)                               | 0.25              | 9.69          | 337                                     | 1636              |
| 179                | edible oil: s.t. (170-174)                        | 0.84              | 33.86         | 925                                     | 4877              |
| 180                | eggs (no.)  | 1.95              | 3.02          | 386                                     | 1923              |
| 181                | fish, prawn                                       | 0.15              | 6.48          | 287                                     | 1398              |
| 182                | goat meat/mutton                                  | 0.13              | 12.23         | 364                                     | 1885              |
| 183                | beef/ buffalo meat                                | 0.11              | 3.44          | 82                                      | 484               |
| 185                | chicken   | 0.05              | 3.38          | 188                                     | 923               |
| 189                | egg, fish & meat: s.t. (180-186)                  | -                 | 28.60         | 597                                     | 3082              |
| 190                | potato  | 0.66              | 4.20          | 906                                     | 4757              |
| 191                | onion   | 0.79              | 4.76          | 911                                     | 4797              |
| 192                | radish  | 0.06              | 0.49          | 208                                     | 1071              |
| 193                | carrot  | 0.06              | 0.67          | 204                                     | 1058              |
| 198                | pumpkin   | 0.12              | 0.82          | 238                                     | 1226              |
| 200                | gourd   | 0.12              | 0.88          | 257                                     | 1312              |
| 201                | bitter gourd                                      | 0.06              | 0.93          | 300                                     | 1549              |
| 202                | cucumber  | 0.10              | 1.09          | 266                                     | 1438              |
| 203                | parwal / patal                                    | 0.03              | 0.44          | 100                                     | 502               |
| 204                | jhinga / torai                                    | 0.07              | 0.86          | 228                                     | 1114              |
| 207                | cauliflower                                       | 0.30              | 3.75          | 667                                     | 3447              |
| 208                | cabbage   | 0.29              | 3.20          | 718                                     | 3757              |

\* Unless otherwise specified

(Contd.)

NSS Report No. 461: Consumption of Some Important Commodities in India, 1999-2000

**Table 2U : Monthly per capita quantity and value of consumption for food items for each State and UT**

| item code          | item                            | quantity<br>(kg*) | value<br>(Rs) | no. of households<br>reporting consumption |                      |
|--------------------|---------------------------------|-------------------|---------------|--|----------------------|
|                    |                                 |                   |               | per 1000<br>households                     | sample<br>households |
|                    |                                 |                   |               | (5)  | (6)                  |
| (1)                | (2)                             | (3)               | (4)           | (5)  | (6)                  |
| <b>Maharashtra</b> |                                 |                   |               |  |                      |
| 210                | brinjal                         | 0.39              | 3.70          | 829  | 4342                 |
| 211                | lady's finger                   | 0.17              | 2.62          | 564  | 3065                 |
| 212                | palak/other leafy vegetables    | 0.45              | 4.16          | 782  | 4135                 |
| 213                | french beans and barb ati       | 0.10              | 1.31          | 346  | 1680                 |
| 214                | tomato                          | 0.59              | 5.81          | 889  | 4667                 |
| 215                | peas                            | 0.04              | 0.57          | 137  | 684                  |
| 216                | chillies (green)                | 0.19              | 2.14          | 803  | 4250                 |
| 217                | capsicum                        | 0.02              | 0.38          | 115  | 635                  |
| 221                | lemon (no.)                     | 1.61              | 1.26          | 583  | 3148                 |
| 222                | other vegetables                | 0.18              | 2.31          | 397  | 2134                 |
| 229                | vegetables: s.t. (190-222)      | -                 | 46.84         | 926  | 4890                 |
| 230                | banana (no.)                    | 5.74              | 4.60          | 759  | 4036                 |
| 234                | coconut (no.)                   | 0.39              | 2.97          | 361  | 1875                 |
| 235                | guava                           | 0.04              | 0.36          | 109  | 570                  |
| 237                | orange,mausami (no.)            | 0.56              | 1.09          | 140  | 669                  |
| 240                | mango                           | 0.14              | 3.07          | 147  | 814                  |
| 245                | apple                           | 0.08              | 3.07          | 243  | 1325                 |
| 246                | grapes                          | 0.05              | 1.59          | 199  | 982                  |
| 247                | other fresh fruits              | -                 | 1.52          | 202  | 1093                 |
| 249                | fruits (fresh) : s.t. (230-247) | -                 | 19.73         | 883  | 4678                 |
| 250                | coconut (copra)                 | 0.06              | 2.44          | 415  | 2211                 |
| 251                | groundnut                       | 0.15              | 4.14          | 593  | 3188                 |
| 253                | cashewnut                       | 0.01              | 0.68          | 52   | 304                  |
| 256                | raisin (kishmish, monacca etc.) | 0.01              | 0.59          | 59   | 325                  |
| 259                | fruits (dry) : s.t. (250-257)   | 0.24              | 8.64          | 679  | 3639                 |
| 260                | sugar - P.D.S.                  | 0.25              | 2.63          | 553  | 2882                 |
| 261                | sugar - other sources           | 0.86              | 12.15         | 894  | 4732                 |
| 262                | gur                             | 0.03              | 0.53          | 183  | 955                  |
| 269                | sugar : s.t. (260-264)          | 1.15              | 15.34         | 921  | 4871                 |
| 279                | salt                            | 0.32              | 1.45          | 925  | 4878                 |
| 280                | tumeric (gm)                    | 27.16             | 1.92          | 915  | 4813                 |
| 281                | black pepper (gm)               | 2.25              | 0.41          | 149  | 843                  |
| 282                | dry chillies (gm)               | 69.80             | 4.42          | 881  | 4616                 |
| 283                | garlic (gm)                     | 51.20             | 2.16          | 849  | 4465                 |
| 284                | tamarind (gm)                   | 5.45              | 0.25          | 134  | 706                  |
| 285                | ginger (gm)                     | 25.14             | 1.31          | 633  | 3314                 |
| 286                | curry powder (gm)               | 10.30             | 1.00          | 246  | 1274                 |
| 287                | oilseeds (gm)                   | 7.47              | 0.44          | 262  | 1231                 |
| 288                | other spices (gm)               | 39.77             | 3.99          | 825  | 4306                 |
| 289                | spices : s.t. (280-288)         | -                 | 15.90         | 926  | 4887                 |
| 290                | tea : cups (no.)                | 7.68              | 15.91         | 669  | 3457                 |
| 291                | tea : leaf (gm)                 | 84.17             | 12.48         | 902  | 4772                 |
| 293                | coffee: powder (gm)             | 1.49              | 0.59          | 56   | 308                  |

\* Unless otherwise specified

(Contd.)

NSS Report No. 461: Consumption of Some Important Commodities in India, 1999-2000

**Table 2U : Monthly per capita quantity and value of consumption for food items for each State and UT**

| <b>Urban</b>       |   |                   |               |  |                      |
|--------------------|---|-------------------|---------------|--|----------------------|
| item code          | item  | quantity<br>(kg*) | value<br>(Rs) | no. of households<br>reporting consumption |                      |
|                    |   |                   |               | per 1000<br>households                     | sample<br>households |
| (1)                | (2)   | (3)               | (4)           | (5)  | (6)                  |
| <b>Maharashtra</b> |   |                   |               |  |                      |
| 295                | cold beverages: bottled/canned (no.)              | 0.14              | 1.51          | 68   | 369                  |
| 296                | fruit juice and shake (glass)                     | 0.05              | 0.55          | 28   | 136                  |
| 298                | other beverages (cocoa, chocolate etc.)           | -                 | 0.87          | 55   | 264                  |
| 300                | biscuits  | 0.94              | 4.41          | 566  | 2887                 |
| 301                | salted refreshments                               | 0.53              | 4.70          | 436  | 2281                 |
| 302                | prepared sweets                                   | 0.17              | 2.20          | 153  | 801                  |
| 303                | cooked meals (no.)                                | 1.34              | 20.80         | 149  | 702                  |
| 305                | pickles (gm)                                      | 12.56             | 0.96          | 233  | 1189                 |
| 308                | other processed food                              | -                 | 1.69          | 112  | 543                  |
| 309                | beverages etc.: s.t. (290-308)                    | -                 | 68.15         | 998  | 5216                 |
| 888                | total food  | -                 | 441.00        | 1000                                       | 5232                 |
| <b>Manipur</b>     |   |                   |               |  |                      |
| 101                | rice - P.D.S.                                     | 0.10              | 0.78          | 54   | 50                   |
| 102                | rice - other sources                              | 15.30             | 215.36        | 985  | 648                  |
| 103                | chira   | 0.04              | 0.50          | 4  | 6                    |
| 113                | bread (bakery)                                    | 0.05              | 0.81          | 71   | 74                   |
| 129                | cereal: s.t. (101-122)                            | 15.53             | 218.05        | 1000                                       | 665                  |
| 139                | cereal substitutes (tapioca, jackfruit seed etc.) | 0.22              | 3.18          | 14   | 12                   |
| 140                | arhar (tur)                                       | 0.58              | 1.73          | 173  | 113                  |
| 143                | moong   | 5.27              | 1.09          | 232  | 118                  |
| 144                | masur   | 3.88              | 2.82          | 530  | 372                  |
| 145                | urd   | 1.26              | 0.99          | 240  | 140                  |
| 146                | peas  | 1.36              | 2.85          | 626  | 398                  |
| 150                | other pulses                                      | 1.39              | 0.74          | 199  | 126                  |
| 152                | besan   | 10.08             | 1.07          | 448  | 267                  |
| 153                | other pulse products                              | 0.99              | 1.03          | 267  | 146                  |
| 159                | pulses & pulse products: s.t. (140-153)           | 25.74             | 12.59         | 971  | 638                  |
| 160                | milk: liquid (litre)                              | 0.45              | 5.43          | 274  | 166                  |
| 161                | baby food   | 0.18              | 1.39          | 24   | 22                   |
| 162                | milk : condensed/ powder                          | 0.87              | 6.69          | 273  | 195                  |
| 169                | milk & milk products: s.t.(160-167)               | -                 | 13.98         | 544  | 376                  |
| 171                | mustard oil                                       | 30.45             | 14.70         | 968  | 639                  |
| 179                | edible oil: s.t. (170-174)                        | 30.46             | 15.21         | 983  | 646                  |
| 180                | eggs (no.)  | 1.38              | 3.63          | 399  | 272                  |
| 181                | fish, prawn                                       | 0.71              | 25.92         | 909  | 569                  |
| 183                | beef/ buffalo meat                                | 0.02              | 0.98          | 55   | 76                   |
| 185                | chicken   | 0.05              | 3.89          | 157  | 104                  |
| 186                | others (birds, crab, oyster, tortoise etc.)       | 5.50              | 12.03         | 512  | 317                  |
| 189                | egg, fish & meat: s.t. (180-186)                  | -                 | 46.99         | 983  | 648                  |
| 190                | potato  | 0.96              | 5.82          | 970  | 643                  |
| 191                | onion   | 14.70             | 2.61          | 922  | 575                  |
| 193                | carrot  | 0.08              | 0.45          | 108  | 57                   |
| 197                | arum  | 0.16              | 1.16          | 252  | 191                  |

\* Unless otherwise specified

(Contd.)

NSS Report No. 461: Consumption of Some Important Commodities in India, 1999-2000

**Table 2U : Monthly per capita quantity and value of consumption for food items for each State and UT**

| item code      | item                            | quantity<br>(kg*) | value<br>(Rs) | no. of households<br>reporting consumption |                      |
|----------------|---------------------------------|-------------------|---------------|--|----------------------|
|                |                                 |                   |               | per 1000<br>households                     | sample<br>households |
|                |                                 |                   |               | (5)  | (6)                  |
| (1)            | (2)                             | (3)               | (4)           | (5)  | (6)                  |
| <b>Urban</b>   |                                 |                   |               |  |                      |
| <b>Manipur</b> |                                 |                   |               |  |                      |
| 198            | pumpkin                         | 0.14              | 0.69          | 266  | 189                  |
| 200            | gourd                           | 0.10              | 0.41          | 152  | 106                  |
| 202            | cucumber                        | 0.18              | 0.54          | 214  | 133                  |
| 205            | snake gourd                     | 0.11              | 0.77          | 119  | 85                   |
| 207            | cauliflower                     | 0.17              | 1.61          | 256  | 187                  |
| 208            | cabbage                         | 0.46              | 2.29          | 527  | 371                  |
| 210            | brinjal                         | 0.25              | 1.35          | 451  | 306                  |
| 211            | lady's finger                   | 0.10              | 0.62          | 183  | 111                  |
| 212            | palak/other leafy vegetables    | 0.78              | 4.52          | 605  | 382                  |
| 213            | french beans and barbati        | 0.10              | 0.97          | 259  | 156                  |
| 214            | tomato                          | 0.14              | 1.29          | 505  | 340                  |
| 215            | peas                            | 0.07              | 0.93          | 163  | 138                  |
| 216            | chillies (green)                | 2.96              | 1.30          | 324  | 261                  |
| 222            | other vegetables                | 0.84              | 6.87          | 801  | 514                  |
| 229            | vegetables: s.t. (190-222)      | -                 | 34.66         | 999  | 663                  |
| 230            | banana (no.)                    | 2.46              | 2.39          | 440  | 285                  |
| 233            | pineapple (no.)                 | 0.11              | 0.33          | 130  | 83                   |
| 237            | orange,mausami (no.)            | 0.32              | 1.04          | 168  | 118                  |
| 247            | other fresh fruits              | -                 | 1.69          | 440  | 292                  |
| 249            | fruits (fresh) : s.t. (230-247) | -                 | 6.78          | 810  | 523                  |
| 260            | sugar - P.D.S.                  | 4.46              | 1.19          | 255  | 192                  |
| 261            | sugar - other sources           | 10.02             | 4.69          | 686  | 432                  |
| 269            | sugar : s.t. (260-264)          | 14.48             | 5.96          | 857  | 573                  |
| 279            | salt                            | 12.86             | 2.38          | 988  | 650                  |
| 280            | turmeric (gm)                   | 28.33             | 1.35          | 941  | 580                  |
| 282            | dry chillies (gm)               | 54.85             | 5.47          | 883  | 581                  |
| 283            | garlic (gm)                     | 36.53             | 1.20          | 779  | 460                  |
| 285            | ginger (gm)                     | 44.00             | 0.65          | 641  | 421                  |
| 286            | curry powder (gm)               | 2.16              | 0.37          | 172  | 96                   |
| 288            | other spices (gm)               | 29.94             | 2.93          | 880  | 548                  |
| 289            | spices : s.t. (280 -288)        | -                 | 12.06         | 989  | 653                  |
| 290            | tea : cups (no.)                | 4.20              | 7.52          | 633  | 397                  |
| 291            | tea : leaf (gm)                 | 22.87             | 3.28          | 783  | 523                  |
| 300            | biscuits                        | 13.66             | 3.20          | 375  | 229                  |
| 301            | salted refreshments             | 12.60             | 3.43          | 265  | 135                  |
| 302            | prepared sweets                 | 3.02              | 0.90          | 131  | 84                   |
| 303            | cooked meals (no.)              | 0.36              | 3.06          | 87   | 63                   |
| 304            | cake, pastry                    | 0.10              | 0.64          | 54   | 33                   |
| 308            | other processed food            | -                 | 3.56          | 476  | 324                  |
| 309            | beverages etc.: s.t. (290-308)  | -                 | 26.85         | 968  | 642                  |
| 888            | total food                      | -                 | 399.00        | 1000                                       | 665                  |

\* Unless otherwise specified

(Contd.)

NSS Report No. 461: Consumption of Some Important Commodities in India, 1999-2000



**Table 2U : Monthly per capita quantity and value of consumption for food items for each State and UT**

| <b>Urban</b>     |   |                   |               |  |                      |
|------------------|---|-------------------|---------------|--|----------------------|
| item code        | item  | quantity<br>(kg*) | value<br>(Rs) | no. of households<br>reporting consumption |                      |
|                  |   |                   |               | per 1000<br>households                     | sample<br>households |
| (1)              | (2)   | (3)               | (4)           | (5)  | (6)                  |
| <b>Meghalaya</b> |   |                   |               |  |                      |
| 101              | rice - P.D.S.                               | 1.88              | 19.72         | 330  | 124                  |
| 102              | rice - other sources                        | 7.71              | 98.63         | 837  | 333                  |
| 103              | chira                                       | 0.07              | 0.94          | 30   | 16                   |
| 108              | wheat/atta - other sources                  | 0.42              | 4.44          | 267  | 128                  |
| 113              | bread (bakery)                              | 0.32              | 6.87          | 354  | 171                  |
| 122              | other cereals                               | 0.06              | 0.85          | 6  | 4                    |
| 129              | cereal: s.t. (101-122)                      | 10.65             | 132.99        | 869  | 345                  |
| 140              | arhar (tur)                                 | 0.03              | 0.91          | 84   | 50                   |
| 143              | moong                                       | 0.06              | 1.77          | 328  | 106                  |
| 144              | masur                                       | 0.31              | 8.07          | 820  | 329                  |
| 159              | pulses & pulse products: s.t. (140-153)     | 0.45              | 12.15         | 831  | 337                  |
| 160              | milk: liquid (litre)                        | 2.92              | 30.88         | 597  | 253                  |
| 161              | baby food                                   | 0.06              | 2.82          | 38   | 15                   |
| 162              | milk : condensed/ powder                    | 0.02              | 3.13          | 91   | 49                   |
| 164              | ghee  | 0.01              | 1.06          | 66   | 30                   |
| 165              | butter                                      | 0.01              | 1.29          | 119  | 57                   |
| 169              | milk & milk products: s.t.(160-167)         | -                 | 39.42         | 675  | 294                  |
| 170              | vanaspati, margarine                        | 0.02              | 0.92          | 54   | 32                   |
| 171              | mustard oil                                 | 0.46              | 20.57         | 834  | 325                  |
| 174              | edible oil (others)                         | 0.02              | 0.98          | 76   | 41                   |
| 179              | edible oil: s.t. (170-174)                  | 0.51              | 22.79         | 857  | 339                  |
| 180              | eggs (no.)                                  | 2.58              | 5.18          | 521  | 217                  |
| 181              | fish, prawn                                 | 0.41              | 19.30         | 677  | 281                  |
| 182              | goat meat/mutton                            | 0.09              | 3.57          | 151  | 83                   |
| 183              | beef/ buffalo meat                          | 0.63              | 26.34         | 597  | 211                  |
| 184              | pork  | 0.27              | 23.29         | 587  | 213                  |
| 185              | chicken                                     | 0.09              | 7.58          | 256  | 111                  |
| 186              | others (birds, crab, oyster, tortoise etc.) | 0.02              | 1.21          | 71   | 36                   |
| 189              | egg, fish & meat: s.t. (180-186)            | -                 | 86.49         | 843  | 332                  |
| 190              | potato                                      | 1.38              | 9.03          | 862  | 340                  |
| 191              | onion                                       | 0.52              | 6.14          | 861  | 341                  |
| 192              | radish                                      | 0.11              | 0.66          | 116  | 57                   |
| 193              | carrot                                      | 0.20              | 2.61          | 512  | 173                  |
| 198              | pumpkin                                     | 0.23              | 1.78          | 351  | 149                  |
| 201              | bitter gourd                                | 0.04              | 0.62          | 137  | 66                   |
| 202              | cucumber                                    | 0.31              | 1.23          | 258  | 113                  |
| 203              | parwal / patal                              | 0.05              | 0.70          | 136  | 64                   |
| 207              | cauliflower                                 | 0.22              | 2.73          | 293  | 140                  |
| 208              | cabbage                                     | 0.43              | 3.67          | 618  | 244                  |
| 210              | brinjal                                     | 0.08              | 0.80          | 200  | 101                  |
| 212              | palak/other leafy vegetables                | 0.51              | 4.08          | 647  | 256                  |
| 213              | french beans and barbati                    | 0.10              | 1.45          | 287  | 138                  |
| 214              | tomato                                      | 0.27              | 2.68          | 495  | 206                  |

\* Unless otherwise specified

(Contd.)

**Table 2U : Monthly per capita quantity and value of consumption for food items for each State and UT**

| <b>Urban</b>     |   |                   |               |  |                      |
|------------------|---|-------------------|---------------|--|----------------------|
| item code        | item                                    | quantity<br>(kg*) | value<br>(Rs) | no. of households<br>reporting consumption |                      |
|                  |   |                   |               | per 1000<br>households                     | sample<br>households |
| (1)              | (2)                                     | (3)               | (4)           | (5)  | (6)                  |
| <b>Meghalaya</b> |   |                   |               |  |                      |
| 216              | chillies (green)                        | 0.13              | 3.38          | 854  | 338                  |
| 221              | lemon (no.)                             | 0.86              | 1.88          | 282  | 118                  |
| 222              | other vegetables                        | 0.22              | 1.69          | 251  | 141                  |
| 229              | vegetables: s.t. (190-222)              | -                 | 48.50         | 864  | 343                  |
| 230              | banana (no.)                            | 2.55              | 3.25          | 293  | 144                  |
| 237              | orange,mausami (no.)                    | 0.73              | 1.86          | 146  | 72                   |
| 240              | mango                                   | 0.06              | 1.40          | 94   | 61                   |
| 242              | pears (naspati)                         | 0.08              | 0.55          | 101  | 38                   |
| 245              | apple                                   | 0.03              | 1.81          | 95   | 43                   |
| 247              | other fresh fruits                      | -                 | 0.89          | 116  | 67                   |
| 249              | fruits (fresh) : s.t. (230-247)         | -                 | 11.00         | 557  | 277                  |
| 259              | fruits (dry) : s.t. (250-257)           | 0.06              | 1.05          | 81   | 50                   |
| 260              | sugar - P.D.S.                          | 0.16              | 2.05          | 382  | 186                  |
| 261              | sugar - other sources                   | 0.49              | 9.42          | 821  | 323                  |
| 269              | sugar : s.t. (260-264)                  | 0.65              | 11.59         | 862  | 342                  |
| 279              | salt                                    | 0.64              | 1.45          | 857  | 339                  |
| 280              | turmeric (gm)                           | 24.66             | 2.03          | 860  | 340                  |
| 281              | black pepper (gm)                       | 5.36              | 1.65          | 410  | 139                  |
| 282              | dry chillies (gm)                       | 4.08              | 0.28          | 120  | 74                   |
| 283              | garlic (gm)                             | 30.40             | 1.55          | 708  | 286                  |
| 285              | ginger (gm)                             | 32.77             | 1.14          | 724  | 297                  |
| 288              | other spices (gm)                       | 9.29              | 1.01          | 310  | 177                  |
| 289              | spices : s.t. (280 -288)                | -                 | 7.93          | 863  | 342                  |
| 290              | tea : cups (no.)                        | 11.94             | 20.77         | 878  | 325                  |
| 291              | tea : leaf (gm)                         | 84.19             | 10.92         | 859  | 338                  |
| 298              | other beverages (cocoa, chocolate etc.) | -                 | 1.22          | 69   | 44                   |
| 300              | biscuits                                | 1.68              | 11.57         | 675  | 301                  |
| 301              | salted refreshments                     | 0.28              | 1.96          | 169  | 96                   |
| 302              | prepared sweets                         | 0.02              | 1.43          | 94   | 55                   |
| 303              | cooked meals (no.)                      | 2.45              | 26.19         | 176  | 63                   |
| 304              | cake, pastry                            | 0.00              | 0.50          | 30   | 19                   |
| 305              | pickles (gm)                            | 5.49              | 0.63          | 100  | 40                   |
| 308              | other processed food                    | -                 | 5.36          | 273  | 137                  |
| 309              | beverages etc.: s.t. (290-308)          | -                 | 81.31         | 1000                                       | 384                  |
| 888              | total food                              | -                 | 457.00        | 1000                                       | 384                  |
| <b>Mizoram</b>   |   |                   |               |  |                      |
| 101              | rice - P.D.S.                           | 8.62              | 90.61         | 836  | 721                  |
| 102              | rice - other sources                    | 3.35              | 42.65         | 544  | 484                  |
| 112              | sewai, noodles                          | 0.06              | 0.67          | 44   | 51                   |
| 113              | bread (bakery)                          | 1.21              | 11.71         | 509  | 469                  |
| 129              | cereal: s.t. (101-122)                  | 13.35             | 147.44        | 1000                                       | 858                  |
| 143              | moong                                   | 0.04              | 1.27          | 64   | 42                   |
| 144              | masur                                   | 0.62              | 18.02         | 902  | 769                  |

\* Unless otherwise specified

(Contd.)

NSS Report No. 461: Consumption of Some Important Commodities in India, 1999-2000

**Table 2U : Monthly per capita quantity and value of consumption for food items for each State and UT**

| <b>Urban</b>   |   |                   |               |  |                      |
|----------------|---|-------------------|---------------|--|----------------------|
| item code      | item  | quantity<br>(kg*) | value<br>(Rs) | no. of households<br>reporting consumption |                      |
|                |   |                   |               | per 1000<br>households                     | sample<br>households |
| (1)            | (2)   | (3)               | (4)           | (5)  | (6)                  |
| <b>Mizoram</b> |   |                   |               |  |                      |
| 146            | peas  | 0.03              | 0.67          | 81   | 73                   |
| 147            | soyabean                                    | 0.04              | 1.25          | 209  | 198                  |
| 150            | other pulses                                | 0.02              | 0.61          | 74   | 77                   |
| 159            | pulses & pulse products: s.t. (140-153)     | 0.77              | 22.31         | 985  | 838                  |
| 160            | milk: liquid (litre)                        | 1.54              | 22.32         | 420  | 345                  |
| 161            | baby food                                   | 0.13              | 1.37          | 46   | 44                   |
| 162            | milk : condensed/ powder                    | 3.52              | 19.53         | 706  | 604                  |
| 165            | butter                                      | 0.03              | 0.96          | 87   | 85                   |
| 169            | milk & milk products: s.t.(160-167)         | -                 | 45.06         | 969  | 826                  |
| 171            | mustard oil                                 | 1.40              | 23.88         | 913  | 755                  |
| 174            | edible oil (others)                         | 0.06              | 2.41          | 66   | 66                   |
| 179            | edible oil: s.t. (170-174)                  | 1.46              | 26.63         | 992  | 852                  |
| 180            | eggs (no.)                                  | 2.90              | 6.45          | 700  | 628                  |
| 181            | fish, prawn                                 | 0.14              | 10.22         | 283  | 279                  |
| 182            | goat meat/mutton                            | 0.01              | 1.34          | 38   | 37                   |
| 183            | beef/ buffalo meat                          | 0.24              | 20.51         | 480  | 439                  |
| 184            | pork  | 0.68              | 58.92         | 854  | 712                  |
| 185            | chicken                                     | 0.10              | 9.81          | 221  | 229                  |
| 186            | others (birds, crab, oyster, tortoise etc.) | 0.07              | 3.42          | 206  | 131                  |
| 189            | egg, fish & meat: s.t. (180-186)            | -                 | 110.67        | 999  | 856                  |
| 190            | potato                                      | 0.93              | 9.55          | 966  | 810                  |
| 191            | onion                                       | 2.07              | 5.05          | 948  | 830                  |
| 193            | carrot                                      | 0.09              | 1.76          | 272  | 214                  |
| 198            | pumpkin                                     | 0.55              | 3.65          | 491  | 437                  |
| 201            | bitter gourd                                | 0.21              | 2.88          | 500  | 394                  |
| 205            | snake gourd                                 | 0.07              | 1.08          | 132  | 109                  |
| 207            | cauliflower                                 | 0.16              | 3.47          | 239  | 229                  |
| 208            | cabbage                                     | 0.37              | 3.75          | 422  | 370                  |
| 210            | brinjal                                     | 0.57              | 4.66          | 663  | 587                  |
| 211            | lady's finger                               | 0.04              | 0.71          | 93   | 97                   |
| 212            | palak/other leafy vegetables                | 1.93              | 41.29         | 881  | 721                  |
| 213            | french beans and barbati                    | 0.10              | 1.91          | 221  | 187                  |
| 214            | tomato                                      | 0.86              | 6.33          | 648  | 563                  |
| 216            | chillies (green)                            | 1.05              | 3.90          | 741  | 686                  |
| 217            | capsicum                                    | 0.03              | 0.69          | 121  | 73                   |
| 222            | other vegetables                            | 1.03              | 18.10         | 701  | 592                  |
| 229            | vegetables: s.t. (190-222)                  | -                 | 110.82        | 1000                                       | 858                  |
| 230            | banana (no.)                                | 2.96              | 4.64          | 568  | 494                  |
| 238            | papaya                                      | 0.06              | 0.57          | 87   | 76                   |
| 245            | apple                                       | 0.07              | 0.64          | 52   | 46                   |
| 247            | other fresh fruits                          | -                 | 3.73          | 438  | 396                  |
| 249            | fruits (fresh) : s.t. (230-247)             | -                 | 11.45         | 816  | 698                  |
| 259            | fruits (dry) : s.t. (250-257)               | 0.05              | 0.53          | 70   | 60                   |

\* Unless otherwise specified

(Contd.)

NSS Report No. 461: Consumption of Some Important Commodities in India, 1999-2000

**Table 2U : Monthly per capita quantity and value of consumption for food items for each State and UT**

| <b>Urban</b>    |   |                   |               |  |                      |
|-----------------|---|-------------------|---------------|--|----------------------|
| item code       | item                                    | quantity<br>(kg*) | value<br>(Rs) | no. of households<br>reporting consumption |                      |
|                 |   |                   |               | per 1000<br>households                     | sample<br>households |
| (1)             | (2)                                     | (3)               | (4)           | (5)  | (6)                  |
| <b>Mizoram</b>  |   |                   |               |  |                      |
| 260             | sugar - P.D.S.                          | 6.78              | 5.08          | 826  | 688                  |
| 261             | sugar - other sources                   | 0.84              | 9.85          | 748  | 673                  |
| 262             | gur                                     | 0.12              | 1.15          | 160  | 123                  |
| 269             | sugar : s.t. (260-264)                  | 7.74              | 16.15         | 1000                                       | 857                  |
| 279             | salt                                    | 1.86              | 2.83          | 989  | 850                  |
| 280             | turmeric (gm)                           | 33.13             | 2.88          | 943  | 804                  |
| 282             | dry chillies (gm)                       | 6.94              | 0.91          | 303  | 268                  |
| 283             | garlic (gm)                             | 31.46             | 2.63          | 546  | 422                  |
| 285             | ginger (gm)                             | 29.08             | 2.78          | 738  | 600                  |
| 286             | curry powder (gm)                       | 0.20              | 0.51          | 114  | 94                   |
| 288             | other spices (gm)                       | 6.73              | 1.64          | 283  | 234                  |
| 289             | spices : s.t. (280-288)                 | -                 | 11.67         | 994  | 853                  |
| 290             | tea : cups (no.)                        | 10.00             | 13.25         | 525  | 440                  |
| 291             | tea : leaf (gm)                         | 88.51             | 12.68         | 920  | 795                  |
| 293             | coffee: powder (gm)                     | 0.03              | 0.54          | 37   | 31                   |
| 295             | cold beverages: bottled/canned (no.)    | 0.02              | 0.53          | 36   | 33                   |
| 300             | biscuits                                | 0.91              | 4.69          | 349  | 385                  |
| 301             | salted refreshments                     | 0.01              | 1.96          | 57   | 58                   |
| 302             | prepared sweets                         | 0.04              | 0.82          | 172  | 124                  |
| 303             | cooked meals (no.)                      | 0.02              | 0.85          | 23   | 22                   |
| 304             | cake, pastry                            | 0.07              | 2.60          | 156  | 129                  |
| 305             | pickles (gm)                            | 16.99             | 1.84          | 192  | 162                  |
| 308             | other processed food                    | -                 | 3.46          | 159  | 105                  |
| 309             | beverages etc.: s.t. (290-308)          | -                 | 44.33         | 998  | 857                  |
| 888             | total food                              | -                 | 550.00        | 1000                                       | 858                  |
| <b>Nagaland</b> |   |                   |               |  |                      |
| 101             | rice - P.D.S.                           | 0.04              | 0.55          | 7  | 2                    |
| 102             | rice - other sources                    | 11.64             | 164.05        | 936  | 251                  |
| 108             | wheat/atta - other sources              | 0.30              | 3.48          | 424  | 101                  |
| 110             | maida                                   | 0.05              | 0.70          | 144  | 34                   |
| 113             | bread (bakery)                          | 0.73              | 10.32         | 637  | 157                  |
| 117             | maize & products                        | 0.19              | 1.70          | 233  | 41                   |
| 129             | cereal: s.t. (101-122)                  | 13.02             | 182.12        | 940  | 252                  |
| 143             | moong                                   | 0.04              | 1.30          | 133  | 27                   |
| 144             | masur                                   | 0.46              | 13.18         | 858  | 226                  |
| 147             | soyabean                                | 0.07              | 2.04          | 315  | 66                   |
| 159             | pulses & pulse products: s.t. (140-153) | 0.62              | 17.77         | 906  | 243                  |
| 160             | milk: liquid (litre)                    | 1.78              | 23.49         | 412  | 103                  |
| 162             | milk : condensed/ powder                | 0.43              | 30.66         | 732  | 200                  |
| 169             | milk & milk products: s.t.(160-167)     | -                 | 55.97         | 898  | 244                  |
| 170             | vanaspati, margarine                    | 0.01              | 0.65          | 61   | 13                   |
| 171             | mustard oil                             | 0.29              | 16.68         | 897  | 241                  |
| 172             | groundnut oil                           | 0.01              | 0.54          | 13   | 2                    |

\* Unless otherwise specified

(Contd.)

**Table 2U : Monthly per capita quantity and value of consumption for food items for each State and UT**

| item code       | item  | quantity<br>(kg*) | value<br>(Rs) | Urban                                  |                   |
|-----------------|---|-------------------|---------------|--|-------------------|
|                 |   |                   |               | no.of households reporting consumption |                   |
|                 |   |                   |               | per 1000 households                    | sample households |
| (1)             | (2)   | (3)               | (4)           | (5)                                    | (6)               |
| <b>Nagaland</b> |   |                   |               |  |                   |
| 179             | edible oil: s.t. (170-174)                  | 0.31              | 17.91         | 920                                    | 246               |
| 180             | eggs (no.)                                  | 6.23              | 12.38         | 774                                    | 196               |
| 181             | fish, prawn                                 | 0.44              | 25.46         | 779                                    | 203               |
| 182             | goat meat/mutton                            | 0.07              | 5.92          | 147                                    | 34                |
| 183             | beef/ buffalo meat                          | 0.55              | 21.29         | 580                                    | 153               |
| 184             | pork  | 0.78              | 43.91         | 764                                    | 203               |
| 185             | chicken                                     | 0.22              | 6.69          | 233                                    | 74                |
| 186             | others (birds, crab, oyster, tortoise etc.) | 0.01              | 1.02          | 107                                    | 27                |
| 189             | egg, fish & meat: s.t. (180-186)            | -                 | 116.68        | 932                                    | 250               |
| 190             | potato                                      | 1.31              | 11.44         | 934                                    | 251               |
| 191             | onion                                       | 0.32              | 5.17          | 877                                    | 234               |
| 192             | radish                                      | 0.03              | 0.53          | 61                                     | 15                |
| 193             | carrot                                      | 0.03              | 0.54          | 119                                    | 26                |
| 197             | arum  | 0.14              | 1.22          | 202                                    | 59                |
| 198             | pumpkin                                     | 0.47              | 3.00          | 471                                    | 111               |
| 200             | gourd                                       | 0.07              | 0.44          | 112                                    | 13                |
| 201             | bitter gourd                                | 0.08              | 0.92          | 213                                    | 47                |
| 202             | cucumber                                    | 0.28              | 2.15          | 326                                    | 65                |
| 203             | parwal / patal                              | 0.09              | 1.31          | 170                                    | 31                |
| 204             | jhinga / torai                              | 0.17              | 1.81          | 175                                    | 25                |
| 207             | cauliflower                                 | 0.17              | 2.08          | 217                                    | 76                |
| 208             | cabbage                                     | 0.58              | 6.49          | 649                                    | 158               |
| 210             | brinjal                                     | 0.27              | 2.43          | 510                                    | 127               |
| 211             | lady's finger                               | 0.14              | 1.53          | 301                                    | 69                |
| 212             | palak/other leafy vegetables                | 1.01              | 9.47          | 788                                    | 207               |
| 213             | french beans and barbati                    | 0.14              | 1.96          | 346                                    | 98                |
| 214             | tomato                                      | 0.43              | 8.17          | 812                                    | 221               |
| 216             | chillies (green)                            | 0.55              | 8.08          | 933                                    | 249               |
| 221             | lemon (no.)                                 | 0.35              | 0.42          | 132                                    | 29                |
| 222             | other vegetables                            | 0.63              | 4.36          | 472                                    | 112               |
| 229             | vegetables: s.t. (190-222)                  | -                 | 74.74         | 940                                    | 252               |
| 230             | banana (no.)                                | 3.99              | 4.25          | 572                                    | 152               |
| 231             | jackfruit                                   | 0.27              | 0.80          | 49                                     | 2                 |
| 233             | pineapple (no.)                             | 0.36              | 2.23          | 286                                    | 51                |
| 235             | guava                                       | 0.07              | 0.58          | 135                                    | 24                |
| 237             | orange,mausami (no.)                        | 0.84              | 2.21          | 162                                    | 50                |
| 240             | mango                                       | 0.09              | 2.50          | 184                                    | 26                |
| 242             | pears (naspati)                             | 0.05              | 0.52          | 83                                     | 13                |
| 245             | apple                                       | 0.12              | 4.89          | 331                                    | 90                |
| 246             | grapes                                      | 0.04              | 3.31          | 129                                    | 25                |
| 247             | other fresh fruits                          | -                 | 0.94          | 112                                    | 23                |
| 249             | fruits (fresh) : s.t. (230-247)             | -                 | 23.21         | 778                                    | 208               |
| 259             | fruits (dry) : s.t. (250-257)               | 0.01              | 0.71          | 77                                     | 12                |

\* Unless otherwise specified

(Contd.)

NSS Report No. 461: Consumption of Some Important Commodities in India, 1999-2000

**Table 2U : Monthly per capita quantity and value of consumption for food items for each State and UT**

| item code       | item                                    | quantity<br>(kg*) | value<br>(Rs) | Urban                                  |                   |
|-----------------|---|-------------------|---------------|--|-------------------|
|                 |   |                   |               | no.of households reporting consumption |                   |
|                 |   |                   |               | per 1000 households                    | sample households |
| (1)             | (2)                                     | (3)               | (4)           | (5)                                    | (6)               |
| <b>Nagaland</b> |   |                   |               |  |                   |
| 261             | sugar - other sources                   | 0.58              | 11.53         | 926                                    | 247               |
| 269             | sugar : s.t. (260-264)                  | 0.58              | 11.75         | 926                                    | 247               |
| 279             | salt                                    | 0.29              | 2.12          | 933                                    | 250               |
| 280             | turmeric (gm)                           | 18.19             | 1.86          | 618                                    | 162               |
| 282             | dry chillies (gm)                       | 52.50             | 3.74          | 679                                    | 176               |
| 283             | garlic (gm)                             | 66.59             | 3.47          | 826                                    | 219               |
| 285             | ginger (gm)                             | 83.70             | 2.26          | 815                                    | 216               |
| 286             | curry powder (gm)                       | 7.49              | 1.21          | 207                                    | 39                |
| 288             | other spices (gm)                       | 8.51              | 1.01          | 239                                    | 66                |
| 289             | spices : s.t. (280 -288)                | -                 | 13.80         | 935                                    | 251               |
| 290             | tea : cups (no.)                        | 5.80              | 13.97         | 659                                    | 175               |
| 291             | tea : leaf (gm)                         | 100.90            | 14.49         | 927                                    | 248               |
| 295             | cold beverages: bottled/canned (no.)    | 0.12              | 1.28          | 109                                    | 9                 |
| 298             | other beverages (cocoa, chocolate etc.) | -                 | 1.64          | 115                                    | 28                |
| 300             | biscuits                                | 1.03              | 18.92         | 840                                    | 224               |
| 301             | salted refreshments                     | 0.03              | 1.66          | 157                                    | 42                |
| 302             | prepared sweets                         | 0.28              | 2.67          | 250                                    | 55                |
| 303             | cooked meals (no.)                      | 0.98              | 13.06         | 129                                    | 26                |
| 304             | cake, pastry                            | 0.03              | 1.70          | 156                                    | 28                |
| 305             | pickles (gm)                            | 6.46              | 0.69          | 107                                    | 24                |
| 307             | jam, jelly (gm)                         | 4.21              | 0.51          | 60                                     | 10                |
| 308             | other processed food                    | -                 | 3.33          | 269                                    | 63                |
| 309             | beverages etc.: s.t. (290-308)          | -                 | 75.04         | 995                                    | 263               |
| 888             | total food                              | -                 | 592.00        | 1000                                   | 264               |
| <b>Orissa</b>   |   |                   |               |  |                   |
| 101             | rice - P.D.S.                           | 1.34              | 4.39          | 294                                    | 255               |
| 102             | rice - other sources                    | 10.32             | 104.45        | 916                                    | 966               |
| 103             | chira                                   | 0.29              | 3.40          | 404                                    | 398               |
| 105             | muri                                    | 0.22              | 4.07          | 392                                    | 413               |
| 107             | wheat/atta - P.D.S.                     | 0.34              | 2.23          | 165                                    | 148               |
| 108             | wheat/atta - other sources              | 1.59              | 16.42         | 549                                    | 603               |
| 111             | suji, rawa                              | 0.21              | 2.46          | 442                                    | 500               |
| 112             | sewai, noodles                          | 0.02              | 0.53          | 58                                     | 84                |
| 113             | bread (bakery)                          | 0.08              | 1.50          | 191                                    | 205               |
| 129             | cereal: s.t. (101-122)                  | 14.51             | 140.39        | 962                                    | 1003              |
| 140             | arhar (tur)                             | 0.32              | 9.96          | 578                                    | 621               |
| 141             | gram (split)                            | 0.03              | 0.54          | 92                                     | 90                |
| 143             | moong                                   | 0.15              | 4.22          | 438                                    | 468               |
| 144             | masur                                   | 0.09              | 2.20          | 242                                    | 227               |
| 145             | urd                                     | 0.04              | 0.89          | 98                                     | 106               |
| 146             | peas                                    | 0.05              | 0.80          | 205                                    | 186               |
| 152             | besan                                   | 0.03              | 0.59          | 137                                    | 181               |
| 159             | pulses & pulse products: s.t. (140-153) | 0.74              | 19.80         | 921                                    | 969               |

\* Unless otherwise specified

(Contd.)

NSS Report No. 461: Consumption of Some Important Commodities in India, 1999-2000

**Table 2U : Monthly per capita quantity and value of consumption for food items for each State and UT**

| item code     | item                                | quantity<br>(kg*) | value<br>(Rs) | Urban                                   |                   |
|---------------|-------------------------------------|-------------------|---------------|---|-------------------|
|               |                                     |                   |               | no. of households reporting consumption |                   |
|               |                                     |                   |               | per 1000 households                     | sample households |
| (1)           | (2)                                 | (3)               | (4)           | (5)                                     | (6)               |
| <b>Orissa</b> |                                     |                   |               |   |                   |
| 160           | milk: liquid (litre)                | 1.97              | 21.48         | 402                                     | 519               |
| 161           | baby food                           | 0.02              | 1.18          | 28                                      | 38                |
| 162           | milk : condensed/ powder            | 0.04              | 4.86          | 210                                     | 210               |
| 163           | curd                                | 0.03              | 0.54          | 40                                      | 54                |
| 164           | ghee                                | 0.01              | 0.89          | 70                                      | 100               |
| 169           | milk & milk products: s.t.(160-167) | -                 | 29.23         | 549                                     | 645               |
| 170           | vanaspati, margarine                | 0.03              | 1.56          | 250                                     | 275               |
| 171           | mustard oil                         | 0.28              | 12.69         | 746                                     | 764               |
| 172           | groundnut oil                       | 0.01              | 0.55          | 33                                      | 44                |
| 174           | edible oil (others)                 | 0.10              | 3.70          | 295                                     | 345               |
| 179           | edible oil: s.t. (170-174)          | 0.43              | 18.52         | 934                                     | 975               |
| 180           | eggs (no.)                          | 1.70              | 2.83          | 399                                     | 437               |
| 181           | fish, prawn                         | 0.35              | 12.68         | 717                                     | 740               |
| 182           | goat meat/mutton                    | 0.10              | 9.16          | 289                                     | 353               |
| 183           | beef/ buffalo meat                  | 0.06              | 1.51          | 38                                      | 28                |
| 185           | chicken                             | 0.03              | 2.47          | 118                                     | 155               |
| 189           | egg, fish & meat: s.t. (180-186)    | -                 | 28.73         | 804                                     | 842               |
| 190           | potato                              | 2.23              | 10.71         | 929                                     | 972               |
| 191           | onion                               | 0.59              | 4.16          | 904                                     | 954               |
| 192           | radish                              | 0.20              | 0.89          | 354                                     | 344               |
| 197           | arum                                | 0.07              | 0.44          | 235                                     | 227               |
| 198           | pumpkin                             | 0.31              | 1.37          | 509                                     | 531               |
| 201           | bitter gourd                        | 0.12              | 1.05          | 352                                     | 422               |
| 202           | cucumber                            | 0.17              | 0.99          | 340                                     | 349               |
| 203           | parwal / patal                      | 0.19              | 1.78          | 377                                     | 426               |
| 204           | jhinga / torai                      | 0.12              | 0.76          | 248                                     | 267               |
| 206           | papaya (green)                      | 0.17              | 0.85          | 272                                     | 321               |
| 207           | cauliflower                         | 0.31              | 2.50          | 355                                     | 371               |
| 208           | cabbage                             | 0.36              | 1.97          | 373                                     | 398               |
| 210           | brinjal                             | 0.71              | 5.00          | 832                                     | 890               |
| 211           | lady's finger                       | 0.13              | 1.02          | 349                                     | 415               |
| 212           | palak/other leafy vegetables        | 0.67              | 2.66          | 783                                     | 801               |
| 213           | french beans and barbati            | 0.08              | 0.77          | 224                                     | 261               |
| 214           | tomato                              | 0.53              | 3.82          | 797                                     | 831               |
| 216           | chillies (green)                    | 0.11              | 1.45          | 855                                     | 901               |
| 221           | lemon (no.)                         | 1.52              | 1.10          | 570                                     | 653               |
| 222           | other vegetables                    | 0.39              | 2.34          | 461                                     | 462               |
| 229           | vegetables: s.t. (190-222)          | -                 | 46.80         | 937                                     | 981               |
| 230           | banana (no.)                        | 3.81              | 2.78          | 643                                     | 698               |
| 234           | coconut (no.)                       | 0.31              | 2.18          | 464                                     | 535               |
| 240           | mango                               | 0.10              | 1.51          | 184                                     | 200               |
| 245           | apple                               | 0.03              | 1.15          | 134                                     | 187               |
| 246           | grapes                              | 0.01              | 0.57          | 82                                      | 117               |

\* Unless otherwise specified

(Contd.)

NSS Report No. 461: Consumption of Some Important Commodities in India, 1999-2000

**Table 2U : Monthly per capita quantity and value of consumption for food items for each State and UT**

| item code     | item                                    | quantity<br>(kg*) | value<br>(Rs) | Urban                                   |                   |
|---------------|---|-------------------|---------------|---|-------------------|
|               |   |                   |               | no. of households reporting consumption |                   |
|               |   |                   |               | per 1000 households                     | sample households |
| (1)           | (2)                                     | (3)               | (4)           | (5)                                     | (6)               |
| <b>Orissa</b> |   |                   |               |   |                   |
| 249           | fruits (fresh) : s.t. (230-247)         | -                 | 8.82          | 749                                     | 812               |
| 259           | fruits (dry) : s.t. (250-257)           | 0.04              | 0.62          | 77                                      | 128               |
| 260           | sugar - P.D.S.                          | 0.35              | 4.31          | 562                                     | 593               |
| 261           | sugar - other sources                   | 0.28              | 4.76          | 585                                     | 645               |
| 262           | gur                                     | 0.02              | 0.32          | 109                                     | 118               |
| 269           | sugar : s.t. (260-264)                  | 0.66              | 9.56          | 924                                     | 961               |
| 279           | salt                                    | 0.47              | 1.49          | 925                                     | 972               |
| 280           | turmeric (gm)                           | 35.30             | 1.92          | 935                                     | 975               |
| 282           | dry chillies (gm)                       | 31.29             | 1.78          | 899                                     | 924               |
| 283           | garlic (gm)                             | 48.50             | 1.78          | 838                                     | 884               |
| 285           | ginger (gm)                             | 31.68             | 1.28          | 721                                     | 763               |
| 286           | curry powder (gm)                       | 7.50              | 0.69          | 229                                     | 288               |
| 287           | oilseeds (gm)                           | 15.29             | 0.58          | 443                                     | 512               |
| 288           | other spices (gm)                       | 37.18             | 2.82          | 862                                     | 886               |
| 289           | spices : s.t. (280-288)                 | -                 | 11.06         | 937                                     | 979               |
| 290           | tea : cups (no.)                        | 4.48              | 4.90          | 458                                     | 494               |
| 291           | tea : leaf (gm)                         | 38.53             | 4.81          | 738                                     | 816               |
| 300           | biscuits                                | 0.41              | 4.34          | 529                                     | 595               |
| 301           | salted refreshments                     | 0.14              | 5.51          | 489                                     | 565               |
| 302           | prepared sweets                         | 0.03              | 1.86          | 141                                     | 200               |
| 303           | cooked meals (no.)                      | 1.07              | 11.24         | 135                                     | 151               |
| 308           | other processed food                    | -                 | 2.96          | 190                                     | 244               |
| 309           | beverages etc.: s.t. (290-308)          | -                 | 37.22         | 924                                     | 1003              |
| 888           | total food                              | -                 | 352.00        | 1000                                    | 1050              |
| <b>Punjab</b> |   |                   |               |   |                   |
| 102           | rice - other sources                    | 1.09              | 14.16         | 827                                     | 1547              |
| 107           | wheat/atta - P.D.S.                     | 0.11              | 0.81          | 13                                      | 25                |
| 108           | wheat/atta - other sources              | 7.74              | 56.76         | 931                                     | 1780              |
| 113           | bread (bakery)                          | 0.13              | 2.11          | 237                                     | 508               |
| 117           | maize & products                        | 0.06              | 0.56          | 68                                      | 143               |
| 129           | cereal: s.t. (101-122)                  | 9.21              | 75.53         | 965                                     | 1822              |
| 140           | arhar (tur)                             | 0.06              | 1.79          | 184                                     | 322               |
| 141           | gram (split)                            | 0.18              | 3.78          | 656                                     | 1201              |
| 142           | gram (whole)                            | 0.17              | 2.83          | 507                                     | 994               |
| 143           | moong                                   | 0.24              | 6.53          | 814                                     | 1570              |
| 144           | masur                                   | 0.21              | 5.56          | 777                                     | 1436              |
| 145           | urd                                     | 0.12              | 3.12          | 448                                     | 889               |
| 150           | other pulses                            | 0.09              | 2.37          | 296                                     | 580               |
| 152           | besan                                   | 0.07              | 1.48          | 362                                     | 708               |
| 159           | pulses & pulse products: s.t. (140-153) | 1.17              | 28.05         | 964                                     | 1817              |
| 160           | milk: liquid (litre)                    | 9.73              | 115.68        | 953                                     | 1793              |
| 163           | curd                                    | 0.07              | 1.26          | 82                                      | 175               |
| 164           | ghee                                    | 0.11              | 10.70         | 224                                     | 481               |

\* Unless otherwise specified

(Contd.)

NSS Report No. 461: Consumption of Some Important Commodities in India, 1999-2000



**Table 2U : Monthly per capita quantity and value of consumption for food items for each State and UT**

| item code     | item                                | quantity<br>(kg*) | value<br>(Rs) | Urban                                  |                   |
|---------------|-------------------------------------|-------------------|---------------|--|-------------------|
|               |                                     |                   |               | no.of households reporting consumption |                   |
|               |                                     |                   |               | per 1000 households                    | sample households |
| (1)           | (2)                                 | (3)               | (4)           | (5)                                    | (6)               |
| <b>Punjab</b> |                                     |                   |               |  |                   |
| 165           | butter                              | 0.00              | 0.55          | 26                                     | 35                |
| 166           | ice-cream                           | -                 | 0.77          | 31                                     | 57                |
| 169           | milk & milk products: s.t.(160-167) | -                 | 129.93        | 958                                    | 1807              |
| 170           | vanas pati, margarine               | 0.45              | 16.61         | 718                                    | 1379              |
| 171           | mustard oil                         | 0.13              | 4.94          | 423                                    | 759               |
| 172           | groundnut oil                       | 0.03              | 1.14          | 50                                     | 68                |
| 174           | edible oil (others)                 | 0.06              | 3.00          | 92                                     | 242               |
| 179           | edible oil: s.t. (170-174)          | 0.67              | 25.72         | 955                                    | 1805              |
| 180           | eggs (no.)                          | 1.47              | 2.36          | 179                                    | 322               |
| 182           | goat meat/mutton                    | 0.03              | 2.60          | 80                                     | 145               |
| 185           | chicken                             | 0.05              | 3.60          | 114                                    | 196               |
| 189           | egg, fish & meat: s.t. (180-186)    | -                 | 9.37          | 286                                    | 486               |
| 190           | potato                              | 1.58              | 5.92          | 958                                    | 1805              |
| 191           | onion                               | 1.00              | 7.32          | 955                                    | 1803              |
| 192           | radish                              | 0.30              | 1.12          | 331                                    | 673               |
| 193           | carrot                              | 0.27              | 1.26          | 295                                    | 545               |
| 198           | pumpkin                             | 0.10              | 0.65          | 175                                    | 425               |
| 200           | gourd                               | 0.17              | 1.26          | 266                                    | 521               |
| 201           | bitter gourd                        | 0.07              | 0.82          | 187                                    | 382               |
| 202           | cucumber                            | 0.11              | 0.72          | 140                                    | 310               |
| 204           | jhinga / torai                      | 0.05              | 0.48          | 101                                    | 225               |
| 207           | cauliflower                         | 0.47              | 2.79          | 503                                    | 960               |
| 208           | cabbage                             | 0.24              | 1.53          | 357                                    | 645               |
| 210           | brinjal                             | 0.45              | 2.78          | 627                                    | 1222              |
| 211           | lady's finger                       | 0.17              | 1.61          | 341                                    | 670               |
| 212           | palak/other leafy vegetables        | 0.34              | 1.55          | 369                                    | 743               |
| 214           | tomato                              | 0.57              | 5.93          | 841                                    | 1636              |
| 215           | peas                                | 0.18              | 1.70          | 311                                    | 613               |
| 216           | chillies (green)                    | 0.41              | 0.75          | 369                                    | 743               |
| 221           | lemon (no.)                         | 1.44              | 1.11          | 291                                    | 591               |
| 222           | other vegetables                    | 0.12              | 0.96          | 140                                    | 312               |
| 229           | vegetables: s.t. (190-222)          | -                 | 41.30         | 963                                    | 1818              |
| 230           | banana (no.)                        | 4.02              | 4.65          | 513                                    | 1043              |
| 237           | orange,mausami (no.)                | 0.47              | 1.24          | 85                                     | 196               |
| 240           | mango                               | 0.21              | 3.86          | 175                                    | 354               |
| 245           | apple                               | 0.28              | 4.53          | 295                                    | 653               |
| 246           | grapes                              | 0.05              | 1.15          | 95                                     | 221               |
| 247           | other fresh fruits                  | -                 | 0.57          | 55                                     | 119               |
| 249           | fruits (fresh) : s.t. (230-247)     | -                 | 17.27         | 717                                    | 1433              |
| 251           | groundnut                           | 0.04              | 1.19          | 115                                    | 228               |
| 257           | other dry fruits                    | 0.00              | 0.58          | 17                                     | 64                |
| 259           | fruits (dry) : s.t. (250-257)       | 0.05              | 2.96          | 155                                    | 342               |
| 260           | sugar - P.D.S.                      | 0.16              | 2.02          | 327                                    | 601               |

\* Unless otherwise specified

(Contd.)

NSS Report No. 461: Consumption of Some Important Commodities in India, 1999-2000

**Table 2U : Monthly per capita quantity and value of consumption for food items for each State and UT**

| item code        | item                                    | quantity<br>(kg*) | value<br>(Rs) | Urban                                   |                   |
|------------------|---|-------------------|---------------|---|-------------------|
|                  |   |                   |               | no. of households reporting consumption |                   |
|                  |   |                   |               | per 1000 households                     | sample households |
| (1)              | (2)                                     | (3)               | (4)           | (5)                                     | (6)               |
| <b>Punjab</b>    |   |                   |               |   |                   |
| 261              | sugar - other sources                   | 1.39              | 23.15         | 954                                     | 1796              |
| 262              | gur                                     | 0.06              | 0.80          | 78                                      | 151               |
| 269              | sugar : s.t. (260-264)                  | 1.62              | 26.00         | 963                                     | 1817              |
| 279              | salt                                    | 0.31              | 1.36          | 957                                     | 1805              |
| 280              | turmeric (gm)                           | 54.96             | 3.00          | 961                                     | 1807              |
| 281              | black pepper (gm)                       | 4.51              | 0.57          | 127                                     | 288               |
| 282              | dry chillies (gm)                       | 52.02             | 3.50          | 911                                     | 1708              |
| 283              | garlic (gm)                             | 34.62             | 1.26          | 561                                     | 1126              |
| 285              | ginger (gm)                             | 44.61             | 2.11          | 521                                     | 1050              |
| 288              | other spices (gm)                       | 37.86             | 3.85          | 726                                     | 1364              |
| 289              | spices : s.t. (280-288)                 | -                 | 14.81         | 963                                     | 1818              |
| 290              | tea : cups (no.)                        | 4.24              | 6.89          | 360                                     | 702               |
| 291              | tea : leaf (gm)                         | 107.09            | 14.18         | 950                                     | 1786              |
| 295              | cold beverages: bottled/canned (no.)    | 0.57              | 4.55          | 137                                     | 280               |
| 296              | fruit juice and shake (glass)           | 0.15              | 1.52          | 70                                      | 151               |
| 300              | biscuits                                | 4.14              | 4.96          | 479                                     | 969               |
| 301              | salted refreshments                     | 0.41              | 2.59          | 329                                     | 659               |
| 302              | prepared sweets                         | 0.15              | 4.93          | 238                                     | 447               |
| 303              | cooked meals (no.)                      | 0.80              | 8.12          | 80                                      | 160               |
| 305              | pickles (gm)                            | 26.40             | 1.02          | 254                                     | 496               |
| 308              | other processed food                    | -                 | 1.10          | 72                                      | 151               |
| 309              | beverages etc.: s.t. (290-308)          | -                 | 51.24         | 998                                     | 1879              |
| 888              | total food                              | -                 | 424.00        | 1000                                    | 1882              |
| <b>Rajasthan</b> |   |                   |               |   |                   |
| 102              | rice - other sources                    | 0.50              | 7.88          | 685                                     | 1409              |
| 107              | wheat/atta - P.D.S.                     | 0.18              | 1.06          | 25                                      | 48                |
| 108              | wheat/atta - other sources              | 10.18             | 77.61         | 944                                     | 1890              |
| 111              | suji, rawa                              | 0.03              | 0.38          | 126                                     | 248               |
| 113              | bread (bakery)                          | 0.08              | 1.26          | 118                                     | 283               |
| 114              | other wheat products                    | 0.06              | 0.50          | 7                                       | 18                |
| 116              | bajra & products                        | 0.37              | 2.69          | 68                                      | 135               |
| 117              | maize & products                        | 0.12              | 0.72          | 42                                      | 126               |
| 129              | cereal: s.t. (101-122)                  | 11.56             | 92.61         | 977                                     | 1952              |
| 140              | arhar (tur)                             | 0.05              | 1.56          | 259                                     | 626               |
| 141              | gram (split)                            | 0.11              | 2.02          | 501                                     | 1006              |
| 143              | moong                                   | 0.36              | 6.01          | 888                                     | 1777              |
| 144              | masur                                   | 0.18              | 2.12          | 412                                     | 794               |
| 145              | urd                                     | 0.07              | 1.93          | 366                                     | 824               |
| 152              | besan                                   | 0.13              | 2.57          | 654                                     | 1361              |
| 159              | pulses & pulse products: s.t. (140-153) | 0.96              | 17.41         | 973                                     | 1943              |
| 160              | milk: liquid (litre)                    | 7.72              | 87.99         | 971                                     | 1929              |
| 162              | milk : condensed/ powder                | 0.06              | 0.53          | 13                                      | 25                |
| 163              | curd                                    | 0.03              | 0.72          | 64                                      | 125               |

\* Unless otherwise specified

(Contd.)

NSS Report No. 461: Consumption of Some Important Commodities in India, 1999-2000

**Table 2U : Monthly per capita quantity and value of consumption for food items for each State and UT**

| item code        | item                                | quantity<br>(kg*) | value<br>(Rs) | Urban                                   |                   |
|------------------|-------------------------------------|-------------------|---------------|---|-------------------|
|                  |                                     |                   |               | no. of households reporting consumption |                   |
|                  |                                     |                   |               | per 1000 households                     | sample households |
| (1)              | (2)                                 | (3)               | (4)           | (5)                                     | (6)               |
| <b>Rajasthan</b> |                                     |                   |               |   |                   |
| 164              | ghee                                | 0.28              | 35.34         | 697                                     | 1377              |
| 169              | milk & milk products: s.t.(160-167) | -                 | 125.16        | 987                                     | 1956              |
| 170              | vanaspati, margarine                | 0.03              | 1.18          | 80                                      | 165               |
| 171              | mustard oil                         | 0.18              | 6.46          | 343                                     | 696               |
| 172              | groundnut oil                       | 0.32              | 15.19         | 491                                     | 957               |
| 174              | edible oil (others)                 | 0.09              | 3.68          | 140                                     | 327               |
| 179              | edible oil: s.t. (170-174)          | 0.62              | 26.59         | 968                                     | 1941              |
| 180              | eggs (no.)                          | 0.53              | 0.93          | 94                                      | 213               |
| 182              | goat meat/mutton                    | 0.11              | 8.17          | 210                                     | 421               |
| 189              | egg, fish & meat: s.t. (180-186)    | -                 | 9.89          | 256                                     | 521               |
| 190              | potato                              | 0.84              | 3.92          | 954                                     | 1909              |
| 191              | onion                               | 0.68              | 4.53          | 887                                     | 1736              |
| 192              | radish                              | 0.18              | 0.68          | 239                                     | 503               |
| 193              | carrot                              | 0.17              | 0.80          | 215                                     | 439               |
| 198              | pumpkin                             | 0.08              | 0.60          | 180                                     | 422               |
| 200              | gourd                               | 0.17              | 1.39          | 308                                     | 656               |
| 204              | jhinga / torai                      | 0.05              | 0.56          | 134                                     | 326               |
| 207              | cauliflower                         | 0.28              | 2.07          | 416                                     | 883               |
| 208              | cabbage                             | 0.20              | 1.54          | 362                                     | 691               |
| 210              | brinjal                             | 0.29              | 2.36          | 612                                     | 1190              |
| 211              | lady's finger                       | 0.19              | 2.53          | 426                                     | 877               |
| 212              | palak/other leafy vegetables        | 0.34              | 2.73          | 551                                     | 1084              |
| 214              | tomato                              | 0.68              | 6.90          | 893                                     | 1771              |
| 215              | peas                                | 0.10              | 0.88          | 177                                     | 356               |
| 216              | chillies (green)                    | 0.31              | 2.72          | 752                                     | 1536              |
| 221              | lemon (no.)                         | 1.97              | 1.42          | 400                                     | 837               |
| 222              | other vegetables                    | 0.47              | 4.84          | 582                                     | 1032              |
| 229              | vegetables: s.t. (190-222)          | -                 | 41.97         | 976                                     | 1950              |
| 230              | banana (no.)                        | 3.11              | 2.95          | 433                                     | 1009              |
| 237              | orange,mausami (no.)                | 0.70              | 0.77          | 107                                     | 205               |
| 240              | mango                               | 0.14              | 2.67          | 208                                     | 418               |
| 245              | apple                               | 0.05              | 1.70          | 137                                     | 356               |
| 246              | grapes                              | 0.15              | 1.32          | 131                                     | 220               |
| 247              | other fresh fruits                  | -                 | 1.06          | 101                                     | 194               |
| 249              | fruits (fresh) : s.t. (230-247)     | -                 | 11.99         | 749                                     | 1546              |
| 256              | raisin (kishmish, monacca etc.)     | 0.05              | 1.19          | 49                                      | 82                |
| 257              | other dry fruits                    | 0.12              | 1.27          | 45                                      | 88                |
| 259              | fruits (dry) : s.t. (250-257)       | 0.33              | 3.79          | 159                                     | 314               |
| 260              | sugar - P.D.S.                      | 0.15              | 1.86          | 343                                     | 690               |
| 261              | sugar - other sources               | 0.94              | 15.37         | 962                                     | 1917              |
| 262              | gur                                 | 0.07              | 0.86          | 171                                     | 328               |
| 269              | sugar : s.t. (260-264)              | 1.16              | 18.16         | 983                                     | 1958              |
| 279              | salt                                | 0.41              | 1.25          | 978                                     | 1951              |

\* Unless otherwise specified

(Contd.)

NSS Report No. 461: Consumption of Some Important Commodities in India, 1999-2000

**Table 2U : Monthly per capita quantity and value of consumption for food items for each State and UT**

| <b>Urban</b>     |   |                   |               |   |                      |
|------------------|---|-------------------|---------------|---|----------------------|
| item code        | item                                    | quantity<br>(kg*) | value<br>(Rs) | no.of households<br>reporting consumption |                      |
|                  |   |                   |               | per 1000<br>households                    | sample<br>households |
| (1)              | (2)                                     | (3)               | (4)           | (5)                                       | (6)                  |
| <b>Rajasthan</b> |   |                   |               |   |                      |
| 280              | turmeric (gm)                           | 41.18             | 2.08          | 969                                       | 1935                 |
| 281              | black pepper (gm)                       | 2.19              | 0.45          | 161                                       | 370                  |
| 282              | dry chillies (gm)                       | 94.85             | 5.99          | 965                                       | 1931                 |
| 283              | garlic (gm)                             | 65.14             | 1.89          | 775                                       | 1494                 |
| 285              | ginger (gm)                             | 13.75             | 0.62          | 262                                       | 567                  |
| 288              | other spices (gm)                       | 70.93             | 4.92          | 938                                       | 1847                 |
| 289              | spices : s.t. (280-288)                 | -                 | 16.44         | 976                                       | 1950                 |
| 290              | tea : cups (no.)                        | 4.00              | 7.50          | 358                                       | 695                  |
| 291              | tea : leaf (gm)                         | 94.55             | 12.57         | 952                                       | 1908                 |
| 295              | cold beverages: bottled/canned (no.)    | 0.30              | 0.64          | 35  | 87                   |
| 296              | fruit juice and shake (glass)           | 0.08              | 0.64          | 29  | 78                   |
| 300              | biscuits                                | 5.94              | 3.00          | 377                                       | 822                  |
| 301              | salted refreshments                     | 6.50              | 3.99          | 420                                       | 842                  |
| 302              | prepared sweets                         | 0.81              | 4.01          | 162                                       | 337                  |
| 303              | cooked meals (no.)                      | 0.31              | 3.40          | 35  | 59                   |
| 305              | pickles (gm)                            | 10.65             | 0.61          | 110                                       | 257                  |
| 308              | other processed food                    | -                 | 2.32          | 125                                       | 210                  |
| 309              | beverages etc.: s.t. (290-308)          | -                 | 39.28         | 993                                       | 1976                 |
| 888              | total food                              | -                 | 405.00        | 1000                                      | 1985                 |
| <b>Sikkim</b>    |   |                   |               |   |                      |
| 101              | rice - P.D.S.                           | 4.79              | 32.78         | 446                                       | 119                  |
| 102              | rice - other sources                    | 4.06              | 44.62         | 472                                       | 141                  |
| 103              | chira                                   | 0.03              | 0.60          | 63  | 22                   |
| 105              | muri                                    | 0.02              | 0.62          | 44  | 15                   |
| 108              | wheat/atta - other sources              | 4.36              | 15.89         | 656                                       | 190                  |
| 110              | maida                                   | 0.16              | 1.77          | 181                                       | 54                   |
| 112              | sewai, noodles                          | 0.06              | 2.46          | 203                                       | 58                   |
| 113              | bread (bakery)                          | 0.23              | 3.52          | 378                                       | 115                  |
| 129              | cereal: s.t. (101-122)                  | 13.77             | 102.88        | 828                                       | 238                  |
| 141              | gram (split)                            | 0.04              | 1.18          | 121                                       | 40                   |
| 142              | gram (whole)                            | 0.05              | 1.05          | 182                                       | 54                   |
| 143              | moong                                   | 0.05              | 1.60          | 183                                       | 56                   |
| 144              | masur                                   | 0.39              | 9.93          | 777                                       | 219                  |
| 150              | other pulses                            | 0.06              | 2.07          | 207                                       | 66                   |
| 152              | besan                                   | 0.01              | 1.23          | 73  | 24                   |
| 153              | other pulse products                    | 0.02              | 0.58          | 97  | 28                   |
| 159              | pulses & pulse products: s.t. (140-153) | 0.67              | 18.88         | 818                                       | 235                  |
| 160              | milk: liquid (litre)                    | 5.97              | 52.83         | 747                                       | 221                  |
| 161              | baby food                               | 0.01              | 1.75          | 46  | 13                   |
| 162              | milk : condensed/ powder                | 0.01              | 0.90          | 28  | 11                   |
| 164              | ghee                                    | 0.04              | 4.84          | 152                                       | 53                   |
| 165              | butter                                  | 0.01              | 0.85          | 73  | 28                   |
| 169              | milk & milk products: s.t.(160-167)     | -                 | 61.68         | 771                                       | 228                  |

\* Unless otherwise specified

(Contd.)

NSS Report No. 461: Consumption of Some Important Commodities in India, 1999-2000

**Table 2U : Monthly per capita quantity and value of consumption for food items for each State and UT**

| item code     | item                             | quantity<br>(kg*) | value<br>(Rs) | Urban                                   |                   |
|---------------|----------------------------------|-------------------|---------------|---|-------------------|
|               |                                  |                   |               | no. of households reporting consumption |                   |
|               |                                  |                   |               | per 1000 households                     | sample households |
| (1)           | (2)                              | (3)               | (4)           | (5)                                     | (6)               |
| <b>Sikkim</b> |                                  |                   |               |   |                   |
| 170           | vanaspati, margarine             | 0.02              | 1.09          | 87                                      | 26                |
| 171           | mustard oil                      | 0.43              | 22.56         | 776                                     | 216               |
| 174           | edible oil (others)              | 0.03              | 2.34          | 56                                      | 23                |
| 179           | edible oil: s.t. (170-174)       | 0.49              | 26.04         | 828                                     | 237               |
| 180           | eggs (no.)                       | 2.43              | 5.20          | 497                                     | 142               |
| 181           | fish, prawn                      | 0.16              | 9.14          | 411                                     | 112               |
| 182           | goat meat/mutton                 | 0.04              | 4.76          | 121                                     | 39                |
| 183           | beef/ buffalo meat               | 0.21              | 10.28         | 275                                     | 79                |
| 184           | pork                             | 0.08              | 5.02          | 197                                     | 58                |
| 185           | chicken                          | 0.15              | 11.62         | 375                                     | 109               |
| 189           | egg, fish & meat: s.t. (180-186) | -                 | 46.03         | 724                                     | 209               |
| 190           | potato                           | 1.67              | 11.52         | 828                                     | 237               |
| 191           | onion                            | 0.40              | 4.04          | 805                                     | 230               |
| 192           | radish                           | 0.17              | 1.36          | 287                                     | 94                |
| 193           | carrot                           | 0.05              | 0.65          | 174                                     | 54                |
| 198           | pumpkin                          | 0.22              | 1.83          | 384                                     | 107               |
| 200           | gourd                            | 0.14              | 1.29          | 242                                     | 64                |
| 201           | bitter gourd                     | 0.14              | 2.00          | 452                                     | 126               |
| 202           | cucumber                         | 0.09              | 1.00          | 175                                     | 59                |
| 203           | parwal / patal                   | 0.10              | 1.41          | 255                                     | 65                |
| 207           | cauliflower                      | 0.24              | 2.68          | 367                                     | 111               |
| 208           | cabbage                          | 0.42              | 4.22          | 644                                     | 188               |
| 210           | brinjal                          | 0.18              | 2.04          | 447                                     | 127               |
| 211           | lady's finger                    | 0.06              | 0.80          | 195                                     | 52                |
| 212           | palak/other leafy vegetables     | 0.82              | 5.85          | 731                                     | 210               |
| 213           | french beans and barbati         | 0.15              | 1.98          | 448                                     | 124               |
| 214           | tomato                           | 0.46              | 5.72          | 797                                     | 230               |
| 215           | peas                             | 0.05              | 1.00          | 169                                     | 53                |
| 216           | chillies (green)                 | 0.08              | 1.88          | 722                                     | 207               |
| 221           | lemon (no.)                      | 0.33              | 0.50          | 173                                     | 52                |
| 222           | other vegetables                 | 0.67              | 5.26          | 615                                     | 171               |
| 229           | vegetables: s.t. (190-222)       | -                 | 58.63         | 828                                     | 237               |
| 230           | banana (no.)                     | 2.61              | 3.42          | 425                                     | 133               |
| 237           | orange,mausami (no.)             | 1.00              | 1.17          | 174                                     | 59                |
| 240           | mango                            | 0.11              | 2.82          | 163                                     | 51                |
| 245           | apple                            | 0.10              | 3.01          | 222                                     | 71                |
| 249           | fruits (fresh) : s.t. (230-247)  | -                 | 12.40         | 584                                     | 179               |
| 259           | fruits (dry) : s.t. (250-257)    | 0.01              | 0.83          | 76                                      | 26                |
| 260           | sugar - P.D.S.                   | 0.37              | 4.86          | 592                                     | 169               |
| 261           | sugar - other sources            | 0.17              | 3.30          | 434                                     | 134               |
| 269           | sugar : s.t. (260-264)           | 0.54              | 8.25          | 796                                     | 233               |
| 279           | salt                             | 0.25              | 1.56          | 828                                     | 237               |
| 280           | turmeric (gm)                    | 22.27             | 1.53          | 828                                     | 237               |

\* Unless otherwise specified

(Contd.)

NSS Report No. 461: Consumption of Some Important Commodities in India, 1999-2000

**Table 2U : Monthly per capita quantity and value of consumption for food items for each State and UT**

| item code         | item                                    | quantity<br>(kg*) | value<br>(Rs) | Urban                                  |                   |
|-------------------|---|-------------------|---------------|--|-------------------|
|                   |   |                   |               | no.of households reporting consumption |                   |
|                   |   |                   |               | per 1000 households                    | sample households |
| (1)               | (2)                                     | (3)               | (4)           | (5)                                    | (6)               |
| <b>Sikkim</b>     |   |                   |               |  |                   |
| 281               | black pepper (gm)                       | 0.89              | 0.26          | 110                                    | 39                |
| 282               | dry chillies (gm)                       | 7.67              | 0.58          | 361                                    | 110               |
| 283               | garlic (gm)                             | 32.51             | 1.56          | 706                                    | 197               |
| 285               | ginger (gm)                             | 59.59             | 4.05          | 788                                    | 220               |
| 286               | curry powder (gm)                       | 2.37              | 0.22          | 116                                    | 28                |
| 288               | other spices (gm)                       | 25.66             | 2.06          | 702                                    | 203               |
| 289               | spices : s.t. (280-288)                 | -                 | 10.30         | 828                                    | 237               |
| 290               | tea : cups (no.)                        | 4.19              | 8.94          | 596                                    | 167               |
| 291               | tea : leaf (gm)                         | 79.18             | 11.62         | 825                                    | 238               |
| 293               | coffee: powder (gm)                     | 1.19              | 0.74          | 58                                     | 20                |
| 295               | cold beverages: bottled/canned (no.)    | 0.29              | 2.80          | 190                                    | 51                |
| 298               | other beverages (cocoa, chocolate etc.) | -                 | 2.30          | 111                                    | 37                |
| 300               | biscuits                                | 0.18              | 6.48          | 604                                    | 175               |
| 301               | salted refreshments                     | 0.04              | 3.36          | 272                                    | 82                |
| 302               | prepared sweets                         | 0.03              | 2.00          | 147                                    | 45                |
| 303               | cooked meals (no.)                      | 3.04              | 36.61         | 284                                    | 93                |
| 306               | sauce (gm)                              | 9.97              | 1.08          | 99                                     | 32                |
| 308               | other processed food                    | -                 | 5.78          | 282                                    | 79                |
| 309               | beverages etc.: s.t. (290-308)          | -                 | 83.00         | 1000                                   | 288               |
| 888               | total food                              | -                 | 430.00        | 1000                                   | 288               |
| <b>Tamil Nadu</b> |   |                   |               |  |                   |
| 101               | rice - P.D.S.                           | 2.14              | 8.81          | 513                                    | 2078              |
| 102               | rice - other sources                    | 6.53              | 84.71         | 888                                    | 3805              |
| 107               | wheat/atta - P.D.S.                     | 0.34              | 2.97          | 295                                    | 1251              |
| 108               | wheat/atta - other sources              | 0.22              | 3.02          | 240                                    | 1047              |
| 110               | maida                                   | 0.11              | 1.39          | 273                                    | 1190              |
| 111               | suji, rawa                              | 0.17              | 2.35          | 493                                    | 2056              |
| 113               | bread (bakery)                          | 0.03              | 0.67          | 98                                     | 426               |
| 129               | cereal: s.t. (101-122)                  | 9.65              | 105.46        | 933                                    | 3958              |
| 140               | arhar (tur)                             | 0.40              | 13.40         | 909                                    | 3870              |
| 141               | gram (split)                            | 0.08              | 1.90          | 492                                    | 2031              |
| 142               | gram (whole)                            | 0.02              | 0.53          | 106                                    | 465               |
| 143               | moong                                   | 0.10              | 2.76          | 492                                    | 2076              |
| 145               | urd                                     | 0.30              | 9.70          | 827                                    | 3514              |
| 150               | other pulses                            | 0.05              | 1.30          | 221                                    | 909               |
| 151               | gram products                           | 0.03              | 0.88          | 211                                    | 900               |
| 153               | other pulse products                    | 0.02              | 0.58          | 110                                    | 512               |
| 159               | pulses & pulse products: s.t. (140-153) | 1.02              | 31.61         | 931                                    | 3947              |
| 160               | milk: liquid (litre)                    | 4.77              | 53.59         | 797                                    | 3407              |
| 163               | curd                                    | 0.10              | 1.10          | 114                                    | 528               |
| 164               | ghee                                    | 0.02              | 1.31          | 74                                     | 363               |
| 165               | butter                                  | 0.02              | 0.69          | 44                                     | 140               |
| 169               | milk & milk products: s.t.(160-167)     | -                 | 57.95         | 817                                    | 3486              |

\* Unless otherwise specified

(Contd.)

NSS Report No. 461: Consumption of Some Important Commodities in India, 1999-2000

**Table 2U : Monthly per capita quantity and value of consumption for food items for each State and UT**

| item code         | item                             | quantity<br>(kg*) | value<br>(Rs) | Urban                                   |                   |
|-------------------|----------------------------------|-------------------|---------------|---|-------------------|
|                   |                                  |                   |               | no. of households reporting consumption |                   |
|                   |                                  |                   |               | per 1000 households                     | sample households |
| (1)               | (2)                              | (3)               | (4)           | (5)                                     | (6)               |
| <b>Tamil Nadu</b> |                                  |                   |               |   |                   |
| 172               | groundnut oil                    | 0.25              | 8.63          | 461                                     | 1904              |
| 173               | coconut oil                      | 0.01              | 0.52          | 41                                      | 156               |
| 174               | edible oil (others)              | 0.31              | 12.64         | 551                                     | 2415              |
| 179               | edible oil: s.t. (170-174)       | 0.58              | 22.20         | 927                                     | 3933              |
| 180               | eggs (no.)                       | 3.72              | 5.45          | 571                                     | 2412              |
| 181               | fish, prawn                      | 0.18              | 6.94          | 379                                     | 1572              |
| 182               | goat meat/mutton                 | 0.12              | 13.90         | 428                                     | 1863              |
| 183               | beef/ buffalo meat               | 0.11              | 0.79          | 42                                      | 176               |
| 185               | chicken                          | 0.12              | 7.28          | 406                                     | 1701              |
| 189               | egg, fish & meat: s.t. (180-186) | -                 | 34.49         | 730                                     | 3092              |
| 190               | potato                           | 0.44              | 3.98          | 873                                     | 3693              |
| 191               | onion                            | 0.71              | 5.66          | 926                                     | 3919              |
| 192               | radish                           | 0.12              | 0.83          | 392                                     | 1576              |
| 193               | carrot                           | 0.34              | 3.76          | 693                                     | 2957              |
| 195               | beet                             | 0.06              | 0.55          | 244                                     | 1072              |
| 197               | arum                             | 0.05              | 0.51          | 232                                     | 1026              |
| 198               | pumpkin                          | 0.04              | 0.30          | 152                                     | 641               |
| 201               | bitter gourd                     | 0.11              | 1.21          | 393                                     | 1685              |
| 205               | snake gourd                      | 0.12              | 1.10          | 383                                     | 1642              |
| 207               | cauliflower                      | 0.07              | 0.88          | 213                                     | 964               |
| 208               | cabbage                          | 0.31              | 2.54          | 732                                     | 3167              |
| 210               | brinjal                          | 0.46              | 4.03          | 862                                     | 3675              |
| 211               | lady's finger                    | 0.31              | 2.82          | 777                                     | 3250              |
| 212               | palak/other leafy vegetables     | 0.44              | 3.21          | 786                                     | 3281              |
| 213               | french beans and barbati         | 0.11              | 1.39          | 373                                     | 1570              |
| 214               | tomato                           | 0.72              | 6.30          | 912                                     | 3857              |
| 216               | chillies (green)                 | 0.14              | 1.85          | 862                                     | 3642              |
| 218               | plantain (green)                 | 0.07              | 0.45          | 219                                     | 953               |
| 221               | lemon (no.)                      | 0.89              | 0.81          | 389                                     | 1642              |
| 222               | other vegetables                 | 0.38              | 3.76          | 680                                     | 2858              |
| 229               | vegetables: s.t. (190-222)       | -                 | 46.67         | 931                                     | 3948              |
| 230               | banana (no.)                     | 6.20              | 5.74          | 741                                     | 3152              |
| 234               | coconut (no.)                    | 1.71              | 8.39          | 868                                     | 3635              |
| 240               | mango                            | 0.12              | 1.18          | 133                                     | 548               |
| 245               | apple                            | 0.08              | 1.41          | 116                                     | 462               |
| 246               | grapes                           | 0.07              | 1.20          | 175                                     | 741               |
| 247               | other fresh fruits               | -                 | 0.50          | 67                                      | 308               |
| 249               | fruits (fresh) : s.t. (230-247)  | -                 | 19.40         | 939                                     | 3956              |
| 259               | fruits (dry) : s.t. (250-257)    | 0.05              | 1.27          | 174                                     | 740               |
| 260               | sugar - P.D.S.                   | 0.43              | 5.31          | 742                                     | 3141              |
| 261               | sugar - other sources            | 0.29              | 4.40          | 517                                     | 2211              |
| 269               | sugar : s.t. (260-264)           | 0.75              | 10.13         | 874                                     | 3705              |
| 279               | salt                             | 0.39              | 1.39          | 929                                     | 3937              |

\* Unless otherwise specified

(Contd.)

NSS Report No. 461: Consumption of Some Important Commodities in India, 1999-2000

**Table 2U : Monthly per capita quantity and value of consumption for food items for each State and UT**

| item code         | item                                    | quantity<br>(kg*) | value<br>(Rs) | Urban                                  |                   |
|-------------------|---|-------------------|---------------|--|-------------------|
|                   |   |                   |               | no.of households reporting consumption |                   |
|                   |   |                   |               | per 1000 households                    | sample households |
| (1)               | (2)                                     | (3)               | (4)           | (5)                                    | (6)               |
| <b>Tamil Nadu</b> |   |                   |               |  |                   |
| 280               | turmeric (gm)                           | 24.16             | 1.47          | 890                                    | 3787              |
| 281               | black pepper (gm)                       | 20.58             | 4.59          | 802                                    | 3478              |
| 282               | dry chillies (gm)                       | 86.91             | 3.90          | 898                                    | 3828              |
| 283               | garlic (gm)                             | 61.07             | 16.85         | 862                                    | 3696              |
| 284               | tamarind (gm)                           | 134.44            | 4.87          | 918                                    | 3884              |
| 285               | ginger (gm)                             | 20.46             | 0.90          | 550                                    | 2534              |
| 286               | curry powder (gm)                       | 43.16             | 3.37          | 560                                    | 2574              |
| 287               | oilseeds (gm)                           | 17.15             | 0.75          | 582                                    | 2584              |
| 288               | other spices (gm)                       | 85.02             | 5.53          | 892                                    | 3780              |
| 289               | spices : s.t. (280 -288)                | -                 | 42.24         | 931                                    | 3945              |
| 290               | tea : cups (no.)                        | 7.97              | 15.91         | 590                                    | 2462              |
| 291               | tea : leaf (gm)                         | 38.68             | 5.63          | 563                                    | 2439              |
| 292               | coffee : cups (no.)                     | 3.81              | 1.57          | 86                                     | 327               |
| 293               | coffee: powder (gm)                     | 33.97             | 6.08          | 388                                    | 1707              |
| 295               | cold beverages: bottled/canned (no.)    | 0.43              | 0.81          | 42                                     | 223               |
| 298               | other beverages (cocoa, chocolate etc.) | -                 | 3.35          | 121                                    | 491               |
| 300               | biscuits                                | 2.56              | 3.03          | 350                                    | 1486              |
| 301               | salted refreshments                     | 3.78              | 4.77          | 516                                    | 2136              |
| 302               | prepared sweets                         | 0.54              | 1.98          | 168                                    | 765               |
| 303               | cooked meals (no.)                      | 1.86              | 18.19         | 206                                    | 884               |
| 305               | pickles (gm)                            | 9.81              | 0.94          | 215                                    | 900               |
| 308               | other processed food                    | -                 | 7.14          | 322                                    | 1332              |
| 309               | beverages etc.: s.t. (290-308)          | -                 | 70.33         | 991                                    | 4176              |
| 888               | total food                              | -                 | 443.00        | 996                                    | 4203              |
| <b>Tripura</b>    |   |                   |               |  |                   |
| 101               | rice - P.D.S.                           | 1.78              | 17.22         | 390                                    | 191               |
| 102               | rice - other sources                    | 10.12             | 138.17        | 972                                    | 554               |
| 103               | chira                                   | 0.09              | 1.81          | 261                                    | 168               |
| 105               | muri                                    | 0.48              | 10.67         | 889                                    | 508               |
| 108               | wheat/atta - other sources              | 0.49              | 6.06          | 537                                    | 319               |
| 110               | maida                                   | 0.07              | 0.68          | 222                                    | 151               |
| 111               | suji, rawa                              | 0.04              | 0.57          | 234                                    | 166               |
| 113               | bread (bakery)                          | 0.08              | 1.30          | 273                                    | 142               |
| 129               | cereal: s.t. (101-122)                  | 13.20             | 177.15        | 997                                    | 567               |
| 143               | moong                                   | 0.07              | 2.16          | 331                                    | 222               |
| 144               | masur                                   | 0.48              | 13.52         | 953                                    | 544               |
| 147               | soyabean                                | 0.02              | 0.89          | 293                                    | 176               |
| 159               | pulses & pulse products: s.t. (140-153) | 0.61              | 17.64         | 988                                    | 563               |
| 160               | milk: liquid (litre)                    | 3.09              | 31.86         | 435                                    | 304               |
| 161               | baby food                               | 0.02              | 3.32          | 80                                     | 40                |
| 162               | milk : condensed/ powder                | 0.12              | 6.83          | 597                                    | 318               |
| 164               | ghee                                    | 0.02              | 2.60          | 181                                    | 124               |
| 165               | butter                                  | 0.01              | 0.76          | 113                                    | 57                |

\* Unless otherwise specified

(Contd.)

NSS Report No. 461: Consumption of Some Important Commodities in India, 1999-2000



**Table 2U : Monthly per capita quantity and value of consumption for food items for each State and UT**

| item code      | item  | quantity<br>(kg*) | value<br>(Rs) | Urban                                     |                      |
|----------------|---|-------------------|---------------|---|----------------------|
|                |   |                   |               | no.of households<br>reporting consumption |                      |
|                |   |                   |               | per 1000<br>households                    | sample<br>households |
| (1)            | (2)   | (3)               | (4)           | (5)                                       | (6)                  |
| <b>Tripura</b> |   |                   |               |   |                      |
| 167            | other milk products                         | 0.01              | 0.78          | 24  | 20                   |
| 169            | milk & milk products: s.t.(160-167)         | -                 | 46.41         | 900                                       | 514                  |
| 170            | vanaspati, margarine                        | 0.02              | 1.13          | 79  | 31                   |
| 171            | mustard oil                                 | 0.67              | 24.84         | 961                                       | 548                  |
| 173            | coconut oil                                 | 0.00              | 0.50          | 64  | 60                   |
| 174            | edible oil (others)                         | 0.02              | 1.08          | 65  | 40                   |
| 179            | edible oil: s.t. (170-174)                  | 0.73              | 27.73         | 987                                       | 563                  |
| 180            | eggs (no.)                                  | 3.18              | 7.60          | 794                                       | 457                  |
| 181            | fish, prawn                                 | 0.95              | 60.48         | 965                                       | 544                  |
| 182            | goat meat/mutton                            | 0.05              | 6.66          | 165                                       | 93                   |
| 183            | beef/ buffalo meat                          | 0.01              | 0.51          | 36  | 21                   |
| 184            | pork  | 0.02              | 1.72          | 72  | 15                   |
| 185            | chicken                                     | 0.17              | 11.65         | 403                                       | 260                  |
| 186            | others (birds, crab, oyster, tortoise etc.) | 0.07              | 1.72          | 195                                       | 112                  |
| 189            | egg, fish & meat: s.t. (180-186)            | -                 | 90.35         | 973                                       | 550                  |
| 190            | potato                                      | 1.27              | 9.55          | 988                                       | 563                  |
| 191            | onion                                       | 0.41              | 5.00          | 943                                       | 535                  |
| 192            | radish                                      | 0.57              | 1.46          | 387                                       | 154                  |
| 198            | pumpkin                                     | 0.46              | 1.87          | 501                                       | 285                  |
| 200            | gourd                                       | 0.26              | 1.09          | 310                                       | 192                  |
| 201            | bitter gourd                                | 0.09              | 1.13          | 252                                       | 190                  |
| 202            | cucumber                                    | 0.08              | 0.69          | 163                                       | 122                  |
| 203            | parwal / patal                              | 0.08              | 1.03          | 211                                       | 182                  |
| 204            | jhinga / torai                              | 0.15              | 1.72          | 265                                       | 215                  |
| 206            | papaya (green)                              | 0.29              | 1.46          | 441                                       | 262                  |
| 207            | cauliflower                                 | 0.47              | 3.33          | 423                                       | 224                  |
| 208            | cabbage                                     | 0.68              | 3.21          | 591                                       | 266                  |
| 210            | brinjal                                     | 0.61              | 5.45          | 914                                       | 516                  |
| 211            | lady's finger                               | 0.06              | 0.82          | 198                                       | 170                  |
| 212            | palak/other leafy vegetables                | 0.79              | 4.08          | 813                                       | 450                  |
| 213            | french beans and barbati                    | 0.26              | 2.62          | 599                                       | 309                  |
| 214            | tomato                                      | 0.25              | 2.55          | 405                                       | 239                  |
| 216            | chillies (green)                            | 0.63              | 4.07          | 958                                       | 552                  |
| 218            | plantain (green)                            | 0.18              | 0.32          | 157                                       | 99                   |
| 221            | lemon (no.)                                 | 0.96              | 0.79          | 338                                       | 211                  |
| 222            | other vegetables                            | 0.97              | 4.67          | 749                                       | 398                  |
| 229            | vegetables: s.t. (190-222)                  | -                 | 58.01         | 988                                       | 563                  |
| 230            | banana (no.)                                | 8.61              | 5.98          | 849                                       | 486                  |
| 231            | jackfruit                                   | 0.30              | 0.64          | 104                                       | 79                   |
| 234            | coconut (no.)                               | 0.16              | 0.94          | 218                                       | 164                  |
| 237            | orange,mausami (no.)                        | 0.40              | 1.31          | 146                                       | 69                   |
| 240            | mango                                       | 0.05              | 1.38          | 74  | 56                   |
| 245            | apple                                       | 0.06              | 3.00          | 248                                       | 177                  |

\* Unless otherwise specified

(Contd.)

NSS Report No. 461: Consumption of Some Important Commodities in India, 1999-2000

**Table 2U : Monthly per capita quantity and value of consumption for food items for each State and UT**

| item code            | item                            | quantity<br>(kg*) | value<br>(Rs) | no. of households      |                      |
|----------------------|---------------------------------|-------------------|---------------|------------------------|----------------------|
|                      |                                 |                   |               | reporting consumption  |                      |
|                      |                                 |                   |               | per 1000<br>households | sample<br>households |
| (1)                  | (2)                             | (3)               | (4)           | (5)                    | (6)                  |
| <b>Tripura</b>       |                                 |                   |               |                        |                      |
| 246                  | grapes                          | 0.06              | 1.07          | 150                    | 101                  |
| 247                  | other fresh fruits              | -                 | 3.14          | 421                    | 201                  |
| 249                  | fruits (fresh) : s.t. (230-247) | -                 | 18.17         | 900                    | 514                  |
| 259                  | fruits (dry) : s.t. (250-257)   | 0.01              | 0.97          | 77                     | 63                   |
| 260                  | sugar - P.D.S.                  | 0.35              | 4.70          | 681                    | 424                  |
| 261                  | sugar - other sources           | 0.25              | 4.87          | 661                    | 375                  |
| 262                  | gur                             | 0.04              | 0.70          | 170                    | 113                  |
| 269                  | sugar : s.t. (260-264)          | 0.64              | 10.35         | 976                    | 554                  |
| 279                  | salt                            | 0.41              | 2.20          | 982                    | 559                  |
| 280                  | turmeric (gm)                   | 43.59             | 3.34          | 980                    | 560                  |
| 281                  | black pepper (gm)               | 3.06              | 0.28          | 153                    | 117                  |
| 282                  | dry chillies (gm)               | 37.45             | 2.61          | 971                    | 550                  |
| 283                  | garlic (gm)                     | 30.55             | 1.28          | 832                    | 470                  |
| 285                  | ginger (gm)                     | 32.40             | 1.00          | 708                    | 437                  |
| 286                  | curry powder (gm)               | 8.77              | 0.91          | 319                    | 133                  |
| 288                  | other spices (gm)               | 40.44             | 3.19          | 947                    | 538                  |
| 289                  | spices : s.t. (280-288)         | -                 | 12.74         | 986                    | 562                  |
| 290                  | tea : cups (no.)                | 6.97              | 7.78          | 719                    | 368                  |
| 291                  | tea : leaf (gm)                 | 47.15             | 6.57          | 908                    | 522                  |
| 300                  | biscuits                        | 0.91              | 5.50          | 770                    | 442                  |
| 302                  | prepared sweets                 | 0.20              | 3.36          | 258                    | 148                  |
| 303                  | cooked meals (no.)              | 0.21              | 1.77          | 20                     | 10                   |
| 306                  | sauce (gm)                      | 5.36              | 0.74          | 91                     | 57                   |
| 308                  | other processed food            | -                 | 2.82          | 259                    | 147                  |
| 309                  | beverages etc.: s.t. (290-308)  | -                 | 30.65         | 984                    | 560                  |
| 888                  | total food                      | -                 | 492.00        | 1000                   | 569                  |
| <b>Uttar Pradesh</b> |                                 |                   |               |                        |                      |
| 101                  | rice - P.D.S.                   | 0.08              | 0.58          | 34                     | 151                  |
| 102                  | rice - other sources            | 2.78              | 29.83         | 940                    | 4339                 |
| 107                  | wheat/atta - P.D.S.             | 0.19              | 1.30          | 43                     | 193                  |
| 108                  | wheat/atta - other sources      | 7.30              | 54.01         | 954                    | 4450                 |
| 110                  | maida                           | 0.04              | 0.38          | 110                    | 481                  |
| 111                  | suji, rawa                      | 0.06              | 0.67          | 268                    | 1195                 |
| 113                  | bread (bakery)                  | 0.27              | 4.23          | 376                    | 1744                 |
| 129                  | cereal: s.t. (101-122)          | 10.79             | 91.95         | 980                    | 4554                 |
| 140                  | arhar (tur)                     | 0.38              | 11.28         | 839                    | 3797                 |
| 141                  | gram (split)                    | 0.09              | 1.68          | 370                    | 1536                 |
| 142                  | gram (whole)                    | 0.02              | 0.50          | 100                    | 459                  |
| 143                  | moong                           | 0.06              | 1.46          | 291                    | 1483                 |
| 144                  | masur                           | 0.14              | 3.23          | 553                    | 2355                 |
| 145                  | urd                             | 0.14              | 3.57          | 548                    | 2510                 |
| 146                  | peas                            | 0.04              | 0.53          | 83                     | 455                  |
| 150                  | other pulses                    | 0.02              | 0.52          | 75                     | 345                  |

\* Unless otherwise specified

(Contd.)

NSS Report No. 461: Consumption of Some Important Commodities in India, 1999-2000

**Table 2U : Monthly per capita quantity and value of consumption for food items for each State and UT**

| <b>Urban</b>         |   |                   |               |  |                      |
|----------------------|---|-------------------|---------------|--|----------------------|
| item code            | item                                    | quantity<br>(kg*) | value<br>(Rs) | no. of households<br>reporting consumption |                      |
|                      |   |                   |               | per 1000<br>households                     | sample<br>households |
| (1)                  | (2)                                     | (3)               | (4)           | (5)  | (6)                  |
| <b>Uttar Pradesh</b> |   |                   |               |  |                      |
| 152                  | besan                                   | 0.10              | 1.99          | 501  | 2395                 |
| 159                  | pulses & pulse products: s.t. (140-153) | 0.98              | 25.07         | 969  | 4489                 |
| 160                  | milk: liquid (litre)                    | 5.27              | 62.23         | 902  | 4224                 |
| 164                  | ghee                                    | 0.10              | 8.09          | 253  | 1289                 |
| 169                  | milk & milk products: s.t.(160-167)     | -                 | 72.05         | 917  | 4278                 |
| 170                  | vanaspati, margarine                    | 0.13              | 4.96          | 479  | 2450                 |
| 171                  | mustard oil                             | 0.42              | 15.26         | 913  | 4178                 |
| 174                  | edible oil (others)                     | 0.05              | 1.93          | 120  | 445                  |
| 179                  | edible oil: s.t. (170-174)              | 0.60              | 22.35         | 975  | 4536                 |
| 180                  | eggs (no.)                              | 1.14              | 1.98          | 225  | 1069                 |
| 181                  | fish, prawn                             | 0.03              | 0.88          | 63   | 344                  |
| 182                  | goat meat/mutton                        | 0.07              | 4.94          | 179  | 877                  |
| 183                  | beef/ buffalo meat                      | 0.16              | 3.87          | 160  | 852                  |
| 185                  | chicken                                 | 0.01              | 0.79          | 34   | 134                  |
| 189                  | egg, fish & meat: s.t. (180-186)        | -                 | 12.73         | 418  | 2062                 |
| 190                  | potato                                  | 2.51              | 9.09          | 974  | 4520                 |
| 191                  | onion                                   | 0.58              | 3.97          | 917  | 4192                 |
| 192                  | radish                                  | 0.27              | 1.00          | 393  | 1958                 |
| 193                  | carrot                                  | 0.10              | 0.39          | 129  | 725                  |
| 197                  | arum                                    | 0.07              | 0.57          | 177  | 762                  |
| 198                  | pumpkin                                 | 0.17              | 0.79          | 343  | 1445                 |
| 200                  | gourd                                   | 0.35              | 1.72          | 502  | 2282                 |
| 201                  | bitter gourd                            | 0.08              | 0.64          | 214  | 684                  |
| 203                  | parwal / patal                          | 0.09              | 1.16          | 301  | 1223                 |
| 204                  | jhingra / torai                         | 0.26              | 1.59          | 415  | 1603                 |
| 207                  | cauliflower                             | 0.38              | 1.82          | 386  | 1988                 |
| 208                  | cabbage                                 | 0.17              | 0.83          | 271  | 1399                 |
| 210                  | brinjal                                 | 0.32              | 1.90          | 678  | 2918                 |
| 211                  | lady's finger                           | 0.18              | 1.53          | 432  | 1742                 |
| 212                  | palak/other leafy vegetables            | 0.34              | 1.49          | 470  | 2323                 |
| 214                  | tomato                                  | 0.49              | 4.09          | 737  | 3729                 |
| 215                  | peas                                    | 0.19              | 1.27          | 231  | 1194                 |
| 216                  | chillies (green)                        | 0.18              | 1.75          | 839  | 3903                 |
| 220                  | jackfruit (green)                       | 0.04              | 0.32          | 122  | 354                  |
| 221                  | lemon (no.)                             | 1.46              | 1.28          | 419  | 1904                 |
| 222                  | other vegetables                        | 0.20              | 1.35          | 243  | 1188                 |
| 229                  | vegetables: s.t. (190-222)              | -                 | 39.48         | 979  | 4548                 |
| 230                  | banana (no.)                            | 4.53              | 3.81          | 529  | 2476                 |
| 235                  | guava                                   | 0.15              | 0.95          | 233  | 1232                 |
| 237                  | orange,mausami (no.)                    | 0.31              | 0.59          | 70   | 265                  |
| 240                  | mango                                   | 0.31              | 3.00          | 210  | 602                  |
| 245                  | apple                                   | 0.07              | 1.96          | 166  | 899                  |
| 246                  | grapes                                  | 0.04              | 0.72          | 94   | 560                  |

\* Unless otherwise specified

(Contd.)

NSS Report No. 461: Consumption of Some Important Commodities in India, 1999-2000

**Table 2U : Monthly per capita quantity and value of consumption for food items for each State and UT**

| item code            | item                                    | quantity<br>(kg*) | value<br>(Rs) | Urban                                   |                   |
|----------------------|---|-------------------|---------------|---|-------------------|
|                      |   |                   |               | no. of households reporting consumption |                   |
|                      |   |                   |               | per 1000 households                     | sample households |
| (1)                  | (2)                                     | (3)               | (4)           | (5)                                     | (6)               |
| <b>Uttar Pradesh</b> |   |                   |               |   |                   |
| 247                  | other fresh fruits                      | -                 | 1.10          | 103                                     | 481               |
| 249                  | fruits (fresh) : s.t. (230-247)         | -                 | 13.24         | 812                                     | 3766              |
| 251                  | groundnut                               | 0.06              | 0.89          | 139                                     | 728               |
| 257                  | other dry fruits                        | 0.01              | 1.42          | 85                                      | 452               |
| 259                  | fruits (dry) : s.t. (250-257)           | 0.10              | 3.87          | 279                                     | 1314              |
| 260                  | sugar - P.D.S.                          | 0.42              | 5.16          | 598                                     | 3083              |
| 261                  | sugar - other sources                   | 0.58              | 9.23          | 803                                     | 3729              |
| 262                  | gur                                     | 0.06              | 0.69          | 136                                     | 750               |
| 269                  | sugar : s.t. (260-264)                  | 1.06              | 15.11         | 957                                     | 4497              |
| 279                  | salt                                    | 0.28              | 1.19          | 973                                     | 4513              |
| 280                  | turmeric (gm)                           | 44.26             | 2.13          | 930                                     | 4234              |
| 281                  | black pepper (gm)                       | 5.50              | 1.20          | 372                                     | 1686              |
| 282                  | dry chillies (gm)                       | 54.44             | 3.24          | 876                                     | 3981              |
| 283                  | garlic (gm)                             | 45.10             | 1.39          | 695                                     | 3349              |
| 285                  | ginger (gm)                             | 22.61             | 0.82          | 404                                     | 2013              |
| 286                  | curry powder (gm)                       | 3.54              | 0.49          | 135                                     | 553               |
| 288                  | other spices (gm)                       | 57.26             | 4.77          | 851                                     | 4278              |
| 289                  | spices : s.t. (280-288)                 | -                 | 14.37         | 978                                     | 4543              |
| 290                  | tea : cups (no.)                        | 4.42              | 6.53          | 433                                     | 2032              |
| 291                  | tea : leaf (gm)                         | 62.78             | 8.58          | 896                                     | 4185              |
| 295                  | cold beverages: bottled/canned (no.)    | 0.12              | 1.01          | 47                                      | 239               |
| 296                  | fruit juice and shake (glass)           | 0.09              | 0.61          | 37                                      | 201               |
| 298                  | other beverages (cocoa, chocolate etc.) | -                 | 0.65          | 61                                      | 343               |
| 300                  | biscuits                                | 1.03              | 4.57          | 642                                     | 3157              |
| 301                  | salted refreshments                     | 0.96              | 3.93          | 507                                     | 2429              |
| 302                  | prepared sweets                         | 0.30              | 3.50          | 243                                     | 1281              |
| 303                  | cooked meals (no.)                      | 0.39              | 4.28          | 70                                      | 296               |
| 305                  | pickles (gm)                            | 9.75              | 0.62          | 160                                     | 747               |
| 308                  | other processed food                    | -                 | 1.95          | 137                                     | 706               |
| 309                  | beverages etc.: s.t. (290-308)          | -                 | 37.11         | 986                                     | 4565              |
| 888                  | total food                              | -                 | 349.00        | 1000                                    | 4638              |
| <b>West Bengal</b>   |   |                   |               |   |                   |
| 101                  | rice - P.D.S.                           | 0.23              | 2.14          | 72                                      | 221               |
| 102                  | rice - other sources                    | 7.64              | 95.67         | 942                                     | 3191              |
| 103                  | chira                                   | 0.05              | 0.67          | 115                                     | 380               |
| 105                  | muri                                    | 0.45              | 7.82          | 661                                     | 2214              |
| 107                  | wheat/atta - P.D.S.                     | 0.39              | 3.00          | 179                                     | 637               |
| 108                  | wheat/atta - other sources              | 2.12              | 22.28         | 706                                     | 2412              |
| 110                  | maida                                   | 0.09              | 1.00          | 173                                     | 605               |
| 111                  | suji, rawa                              | 0.03              | 0.34          | 143                                     | 459               |
| 113                  | bread (bakery)                          | 0.16              | 2.29          | 258                                     | 838               |
| 129                  | cereal: s.t. (101-122)                  | 11.17             | 135.73        | 965                                     | 3270              |
| 140                  | arhar (tur)                             | 0.03              | 0.99          | 116                                     | 442               |

\* Unless otherwise specified

(Contd.)

NSS Report No. 461: Consumption of Some Important Commodities in India, 1999-2000

**Table 2U : Monthly per capita quantity and value of consumption for food items for each State and UT**

| item code          | item                                    | quantity<br>(kg*) | value<br>(Rs) | Urban                                   |                   |
|--------------------|---|-------------------|---------------|---|-------------------|
|                    |   |                   |               | no. of households reporting consumption |                   |
|                    |   |                   |               | per 1000 households                     | sample households |
| (1)                | (2)                                     | (3)               | (4)           | (5)                                     | (6)               |
| <b>West Bengal</b> |   |                   |               |   |                   |
| 143                | moong                                   | 0.14              | 4.50          | 587                                     | 1990              |
| 144                | masur                                   | 0.34              | 9.64          | 878                                     | 2939              |
| 152                | besan                                   | 0.01              | 0.29          | 115                                     | 460               |
| 159                | pulses & pulse products: s.t. (140-153) | 0.60              | 17.11         | 952                                     | 3225              |
| 160                | milk: liquid (litre)                    | 2.63              | 30.68         | 586                                     | 2068              |
| 161                | baby food                               | 0.02              | 2.08          | 47                                      | 162               |
| 162                | milk : condensed/ powder                | 0.06              | 2.65          | 203                                     | 644               |
| 163                | curd                                    | 0.02              | 0.65          | 44                                      | 173               |
| 164                | ghee                                    | 0.04              | 2.76          | 170                                     | 635               |
| 165                | butter                                  | 0.06              | 0.91          | 101                                     | 336               |
| 169                | milk & milk products: s.t.(160-167)     | -                 | 40.31         | 737                                     | 2512              |
| 170                | vanaspati, margarine                    | 0.01              | 0.68          | 57                                      | 226               |
| 171                | mustard oil                             | 0.58              | 24.05         | 909                                     | 3060              |
| 172                | groundnut oil                           | 0.01              | 0.77          | 39                                      | 153               |
| 174                | edible oil (others)                     | 0.05              | 2.69          | 139                                     | 450               |
| 179                | edible oil: s.t. (170-174)              | 0.68              | 28.30         | 949                                     | 3208              |
| 180                | eggs (no.)                              | 4.63              | 7.75          | 742                                     | 2485              |
| 181                | fish, prawn                             | 0.86              | 38.84         | 878                                     | 2925              |
| 182                | goat meat/mutton                        | 0.08              | 8.86          | 254                                     | 852               |
| 183                | beef/ buffalo meat                      | 0.04              | 1.85          | 69                                      | 208               |
| 185                | chicken                                 | 0.13              | 7.98          | 345                                     | 1229              |
| 189                | egg, fish & meat: s.t. (180-186)        | -                 | 65.69         | 909                                     | 3033              |
| 190                | potato                                  | 3.28              | 14.16         | 949                                     | 3210              |
| 191                | onion                                   | 0.56              | 4.80          | 918                                     | 3088              |
| 192                | radish                                  | 0.07              | 0.34          | 128                                     | 430               |
| 197                | arum                                    | 0.05              | 0.37          | 110                                     | 390               |
| 198                | pumpkin                                 | 0.35              | 2.00          | 616                                     | 2026              |
| 200                | gourd                                   | 0.22              | 1.14          | 372                                     | 1241              |
| 201                | bitter gourd                            | 0.14              | 1.64          | 485                                     | 1609              |
| 202                | cucumber                                | 0.12              | 0.92          | 242                                     | 817               |
| 203                | parwal / patal                          | 0.43              | 3.80          | 603                                     | 2027              |
| 204                | jhinga / torai                          | 0.27              | 2.16          | 455                                     | 1519              |
| 206                | papaya (g reen)                         | 0.27              | 1.28          | 418                                     | 1462              |
| 207                | cauliflower                             | 0.29              | 1.47          | 239                                     | 831               |
| 208                | cabbage                                 | 0.36              | 1.48          | 321                                     | 1135              |
| 210                | brinjal                                 | 0.41              | 3.67          | 740                                     | 2480              |
| 211                | lady's finger                           | 0.23              | 1.88          | 451                                     | 1566              |
| 212                | palak/other leafy vegetables            | 0.59              | 2.50          | 707                                     | 2313              |
| 213                | french beans and barbati                | 0.07              | 0.70          | 234                                     | 753               |
| 214                | tomato                                  | 0.21              | 2.01          | 450                                     | 1580              |
| 216                | chillies (green)                        | 0.23              | 2.75          | 904                                     | 3048              |
| 221                | lemon (no.)                             | 1.65              | 1.41          | 454                                     | 1563              |
| 222                | other vegetables                        | 0.44              | 3.11          | 434                                     | 1435              |

\* Unless otherwise specified

(Contd.)

NSS Report No. 461: Consumption of Some Important Commodities in India, 1999-2000

**Table 2U : Monthly per capita quantity and value of consumption for food items for each State and UT**

| item code                  | item                                    | quantity<br>(kg*) | value<br>(Rs) | Urban                                  |                   |
|----------------------------|---|-------------------|---------------|--|-------------------|
|                            |   |                   |               | no.of households reporting consumption |                   |
|                            |   |                   |               | per 1000 households                    | sample households |
| (1)                        | (2)                                     | (3)               | (4)           | (5)                                    | (6)               |
| <b>West Bengal</b>         |   |                   |               |  |                   |
| 229                        | vegetables: s.t. (190-222)              | -                 | 55.17         | 952                                    | 3217              |
| 230                        | banana (no.)                            | 4.44              | 4.49          | 549                                    | 1865              |
| 234                        | coconut (no.)                           | 0.08              | 0.54          | 113                                    | 412               |
| 235                        | guava                                   | 0.07              | 0.52          | 128                                    | 444               |
| 237                        | orange,mausami (no.)                    | 0.71              | 1.53          | 176                                    | 657               |
| 240                        | mango                                   | 0.11              | 2.23          | 165                                    | 552               |
| 245                        | apple                                   | 0.07              | 2.12          | 189                                    | 681               |
| 246                        | grapes                                  | 0.02              | 0.84          | 100                                    | 336               |
| 247                        | other fresh fruits                      | -                 | 0.56          | 81                                     | 293               |
| 249                        | fruits (fresh) : s.t. (230-247)         | -                 | 13.54         | 678                                    | 2289              |
| 259                        | fruits (dry) : s.t. (250-257)           | 0.04              | 1.05          | 94                                     | 327               |
| 260                        | sugar - P.D.S.                          | 0.22              | 2.36          | 533                                    | 1829              |
| 261                        | sugar - other sources                   | 0.44              | 7.67          | 839                                    | 2810              |
| 269                        | sugar : s.t. (260-264)                  | 0.68              | 10.51         | 938                                    | 3165              |
| 279                        | salt                                    | 0.42              | 1.72          | 942                                    | 3204              |
| 280                        | turmeric (gm)                           | 49.34             | 3.09          | 949                                    | 3196              |
| 281                        | black pepper (gm)                       | 3.01              | 0.46          | 135                                    | 461               |
| 282                        | dry chillies (gm)                       | 24.69             | 1.71          | 753                                    | 2531              |
| 283                        | garlic (gm)                             | 29.32             | 1.34          | 738                                    | 2490              |
| 285                        | ginger (gm)                             | 62.62             | 2.63          | 902                                    | 3057              |
| 286                        | curry powder (gm)                       | 5.46              | 0.54          | 137                                    | 443               |
| 287                        | oilseeds (gm)                           | 12.00             | 0.45          | 349                                    | 1285              |
| 288                        | other spices (gm)                       | 54.46             | 4.58          | 862                                    | 2881              |
| 289                        | spices : s.t. (280 -288)                | -                 | 14.90         | 952                                    | 3217              |
| 290                        | tea : cups (no.)                        | 24.03             | 24.36         | 511                                    | 1719              |
| 291                        | tea : leaf (gm)                         | 58.48             | 7.87          | 816                                    | 2740              |
| 293                        | coffee: powder (gm)                     | 0.76              | 0.50          | 27                                     | 79                |
| 295                        | cold beverages: bottled/canned (no.)    | 0.08              | 0.81          | 55                                     | 220               |
| 296                        | fruit juice and shake (glass)           | 0.09              | 0.76          | 18                                     | 55                |
| 297                        | coconut: green (no.)                    | 0.13              | 0.55          | 68                                     | 214               |
| 298                        | other beverages (cocoa, chocolate etc.) | -                 | 1.03          | 46                                     | 147               |
| 300                        | biscuits                                | 3.06              | 7.34          | 818                                    | 2740              |
| 301                        | salted refreshments                     | 0.34              | 2.48          | 371                                    | 1316              |
| 302                        | prepared sweets                         | 0.41              | 4.45          | 378                                    | 1326              |
| 303                        | cooked meals (no.)                      | 1.01              | 10.23         | 103                                    | 363               |
| 308                        | other processed food                    | -                 | 6.99          | 296                                    | 992               |
| 309                        | beverages etc.: s.t. (290-308)          | -                 | 68.98         | 984                                    | 3364              |
| 888                        | total food                              | -                 | 453.00        | 999                                    | 3428              |
| <b>A. &amp; N. Islands</b> |   |                   |               |  |                   |
| 101                        | rice - P.D.S.                           | 4.80              | 48.12         | 776                                    | 149               |
| 102                        | rice - other sources                    | 3.21              | 45.88         | 734                                    | 139               |
| 107                        | wheat/atta - P.D.S.                     | 0.06              | 0.63          | 26                                     | 8                 |
| 108                        | wheat/atta - other sources              | 1.90              | 18.69         | 807                                    | 152               |

\* Unless otherwise specified

(Contd.)

NSS Report No. 461: Consumption of Some Important Commodities in India, 1999-2000

**Table 2U : Monthly per capita quantity and value of consumption for food items for each State and UT**

| item code                  | item  | quantity<br>(kg*) | value<br>(Rs) | Urban                                   |                   |
|----------------------------|---|-------------------|---------------|---|-------------------|
|                            |   |                   |               | no. of households reporting consumption |                   |
|                            |   |                   |               | per 1000 households                     | sample households |
| (1)                        | (2)   | (3)               | (4)           | (5)                                     | (6)               |
| <b>A. &amp; N. Islands</b> |   |                   |               |   |                   |
| 110                        | maida                                       | 0.06              | 0.92          | 248                                     | 51                |
| 111                        | suji, rawa                                  | 0.09              | 1.42          | 383                                     | 78                |
| 112                        | sewai, noodles                              | 0.01              | 0.50          | 82                                      | 19                |
| 113                        | bread (bakery)                              | 0.06              | 1.30          | 314                                     | 58                |
| 129                        | cereal: s.t. (101-122)                      | 10.21             | 117.86        | 946                                     | 182               |
| 140                        | arhar (tur)                                 | 0.43              | 15.59         | 890                                     | 171               |
| 141                        | gram (split)                                | 0.02              | 0.50          | 116                                     | 19                |
| 142                        | gram (whole)                                | 0.05              | 1.24          | 197                                     | 33                |
| 143                        | moong                                       | 0.11              | 3.57          | 377                                     | 77                |
| 144                        | masur                                       | 0.28              | 8.95          | 618                                     | 118               |
| 145                        | urd   | 0.15              | 5.13          | 457                                     | 86                |
| 146                        | peas  | 0.03              | 0.68          | 146                                     | 33                |
| 152                        | besan                                       | 0.04              | 1.08          | 214                                     | 48                |
| 159                        | pulses & pulse products: s.t. (140-153)     | 1.11              | 36.73         | 938                                     | 181               |
| 160                        | milk: liquid (litre)                        | 1.29              | 22.00         | 253                                     | 56                |
| 161                        | baby food                                   | 0.02              | 2.54          | 33                                      | 7                 |
| 162                        | milk : condensed/ powder                    | 0.27              | 36.45         | 775                                     | 149               |
| 164                        | ghee  | 0.01              | 1.49          | 107                                     | 20                |
| 169                        | milk & milk products: s.t.(160-167)         | -                 | 62.57         | 880                                     | 171               |
| 170                        | vanaspati, margarine                        | 0.03              | 1.77          | 65                                      | 15                |
| 171                        | mustard oil                                 | 0.35              | 19.61         | 460                                     | 90                |
| 172                        | groundnut oil                               | 0.14              | 8.25          | 172                                     | 33                |
| 173                        | coconut oil                                 | 0.02              | 1.25          | 62                                      | 11                |
| 174                        | edible oil (others)                         | 0.24              | 13.53         | 393                                     | 73                |
| 179                        | edible oil: s.t. (170-174)                  | 0.78              | 44.41         | 944                                     | 181               |
| 180                        | eggs (no.)                                  | 4.04              | 9.68          | 801                                     | 157               |
| 181                        | fish, prawn                                 | 1.14              | 34.71         | 878                                     | 169               |
| 182                        | goat meat/mutton                            | 0.04              | 5.24          | 119                                     | 31                |
| 183                        | beef/ buffalo meat                          | 0.44              | 2.92          | 96                                      | 16                |
| 185                        | chicken                                     | 0.39              | 25.09         | 683                                     | 142               |
| 186                        | others (birds, crab, oyster, tortoise etc.) | 0.02              | 1.06          | 54                                      | 7                 |
| 189                        | egg, fish & meat: s.t. (180-186)            | -                 | 78.85         | 930                                     | 179               |
| 190                        | potato                                      | 0.80              | 8.72          | 918                                     | 177               |
| 191                        | onion                                       | 0.90              | 10.30         | 933                                     | 180               |
| 192                        | radish                                      | 0.05              | 0.58          | 153                                     | 25                |
| 198                        | pumpkin                                     | 0.17              | 2.76          | 449                                     | 97                |
| 200                        | gourd                                       | 0.12              | 2.24          | 375                                     | 68                |
| 201                        | bitter gourd                                | 0.10              | 2.83          | 379                                     | 73                |
| 202                        | cucumber                                    | 0.07              | 1.19          | 220                                     | 46                |
| 203                        | parwal / patal                              | 0.03              | 0.90          | 125                                     | 23                |
| 204                        | jhinga / torai                              | 0.05              | 0.94          | 176                                     | 34                |
| 205                        | snake gourd                                 | 0.09              | 1.82          | 270                                     | 48                |
| 206                        | papaya (green)                              | 0.08              | 0.84          | 165                                     | 32                |

\* Unless otherwise specified

(Contd.)

NSS Report No. 461: Consumption of Some Important Commodities in India, 1999-2000

**Table 2U : Monthly per capita quantity and value of consumption for food items for each State and UT**

| item code                  | item                                    | quantity<br>(kg*) | value<br>(Rs) | Urban                                   |                   |
|----------------------------|---|-------------------|---------------|---|-------------------|
|                            |   |                   |               | no. of households reporting consumption |                   |
|                            |   |                   |               | per 1000 households                     | sample households |
| (1)                        | (2)                                     | (3)               | (4)           | (5)                                     | (6)               |
| <b>A. &amp; N. Islands</b> |   |                   |               |   |                   |
| 207                        | cauliflower                             | 0.05              | 1.76          | 220                                     | 43                |
| 208                        | cabbage                                 | 0.22              | 4.51          | 663                                     | 133               |
| 210                        | brinjal                                 | 0.24              | 5.47          | 648                                     | 129               |
| 211                        | lady's finger                           | 0.24              | 6.25          | 649                                     | 129               |
| 212                        | palak/other leafy vegetables            | 0.48              | 4.84          | 693                                     | 128               |
| 213                        | french beans and barbati                | 0.11              | 2.77          | 385                                     | 68                |
| 214                        | tomato                                  | 0.26              | 5.30          | 787                                     | 157               |
| 216                        | chillies (green)                        | 0.34              | 5.71          | 875                                     | 163               |
| 218                        | plantain (green)                        | 0.12              | 1.75          | 357                                     | 58                |
| 221                        | lemon (no.)                             | 0.63              | 0.73          | 365                                     | 71                |
| 222                        | other vegetables                        | 0.07              | 1.60          | 246                                     | 42                |
| 229                        | vegetables: s.t. (190-222)              | -                 | 74.72         | 946                                     | 182               |
| 230                        | banana (no.)                            | 9.99              | 7.05          | 759                                     | 149               |
| 234                        | coconut (no.)                           | 0.67              | 4.53          | 647                                     | 119               |
| 240                        | mango                                   | 0.08              | 1.87          | 178                                     | 49                |
| 245                        | apple                                   | 0.08              | 4.60          | 244                                     | 51                |
| 246                        | grapes                                  | 0.02              | 1.39          | 97                                      | 23                |
| 247                        | other fresh fruits                      | -                 | 0.67          | 102                                     | 19                |
| 249                        | fruits (fresh) : s.t. (230-247)         | -                 | 21.15         | 910                                     | 176               |
| 259                        | fruits (dry) : s.t. (250-257)           | 0.02              | 1.09          | 137                                     | 38                |
| 260                        | sugar - P.D.S.                          | 0.65              | 8.01          | 862                                     | 168               |
| 261                        | sugar - other sources                   | 0.24              | 4.59          | 522                                     | 97                |
| 269                        | sugar : s.t. (260-264)                  | 0.89              | 12.69         | 950                                     | 182               |
| 279                        | salt                                    | 0.31              | 2.77          | 946                                     | 182               |
| 280                        | turmeric (gm)                           | 45.02             | 3.64          | 937                                     | 180               |
| 281                        | black pepper (gm)                       | 7.72              | 1.72          | 422                                     | 91                |
| 282                        | dry chillies (gm)                       | 43.70             | 2.64          | 932                                     | 180               |
| 283                        | garlic (gm)                             | 49.43             | 3.11          | 939                                     | 180               |
| 284                        | tamarind (gm)                           | 39.92             | 2.17          | 751                                     | 139               |
| 285                        | ginger (gm)                             | 42.70             | 3.14          | 893                                     | 172               |
| 286                        | curry powder (gm)                       | 25.41             | 2.95          | 658                                     | 125               |
| 287                        | oilseeds (gm)                           | 16.87             | 0.77          | 735                                     | 134               |
| 288                        | other spices (gm)                       | 32.74             | 4.32          | 778                                     | 150               |
| 289                        | spices : s.t. (280-288)                 | -                 | 24.45         | 946                                     | 182               |
| 290                        | tea : cups (no.)                        | 11.57             | 28.50         | 822                                     | 149               |
| 291                        | tea : leaf (gm)                         | 82.83             | 14.41         | 904                                     | 170               |
| 293                        | coffee: powder (gm)                     | 3.90              | 1.43          | 121                                     | 27                |
| 295                        | cold beverages: bottled/canned (no.)    | 0.13              | 2.62          | 132                                     | 33                |
| 297                        | coconut: green (no.)                    | 0.32              | 2.25          | 180                                     | 38                |
| 298                        | other beverages (cocoa, chocolate etc.) | -                 | 1.22          | 59                                      | 14                |
| 300                        | biscuits                                | 3.22              | 3.85          | 549                                     | 107               |
| 301                        | salted refreshments                     | 1.91              | 3.85          | 561                                     | 107               |
| 302                        | prepared sweets                         | 0.43              | 1.67          | 117                                     | 33                |

\* Unless otherwise specified

(Contd.)

NSS Report No. 461: Consumption of Some Important Commodities in India, 1999-2000



**Table 2U : Monthly per capita quantity and value of consumption for food items for each State and UT**

| item code                  | item                                    | quantity<br>(kg*) | value<br>(Rs) | Urban                                     |                      |
|----------------------------|---|-------------------|---------------|---|----------------------|
|                            |   |                   |               | no.of households<br>reporting consumption |                      |
|                            |   |                   |               | per 1000<br>households                    | sample<br>households |
| (1)                        | (2)                                     | (3)               | (4)           | (5)                                       | (6)                  |
| <b>A. &amp; N. Islands</b> |   |                   |               |   |                      |
| 303                        | cooked meals (no.)                      | 1.30              | 18.67         | 155                                       | 30                   |
| 305                        | pickles (gm)                            | 11.22             | 1.09          | 202                                       | 48                   |
| 308                        | other processed food                    | -                 | 12.67         | 504                                       | 79                   |
| 309                        | beverages etc.: s.t. (290-308)          | -                 | 93.64         | 1000                                      | 191                  |
| 888                        | total food                              | -                 | 571.00        | 1000                                      | 191                  |
| <b>Chandigarh</b>          |   |                   |               |   |                      |
| 101                        | rice - P.D.S.                           | 0.07              | 0.71          | 50  | 27                   |
| 102                        | rice - other sources                    | 1.55              | 21.99         | 915                                       | 698                  |
| 107                        | wheat/atta - P.D.S.                     | 0.07              | 0.59          | 9   | 11                   |
| 108                        | wheat/atta - other sources              | 6.58              | 53.83         | 950                                       | 711                  |
| 111                        | suji, rawa                              | 0.03              | 0.41          | 180                                       | 131                  |
| 112                        | sewai, noodles                          | 0.03              | 1.07          | 141                                       | 105                  |
| 113                        | bread (bakery)                          | 0.30              | 5.79          | 551                                       | 430                  |
| 117                        | maize & products                        | 0.07              | 0.65          | 123                                       | 105                  |
| 129                        | cereal: s.t. (101-122)                  | 8.74              | 85.74         | 971                                       | 731                  |
| 140                        | arhar (tur)                             | 0.12              | 3.64          | 404                                       | 307                  |
| 141                        | gram (split)                            | 0.20              | 4.14          | 844                                       | 636                  |
| 142                        | gram (whole)                            | 0.16              | 3.46          | 711                                       | 527                  |
| 143                        | moong                                   | 0.20              | 4.80          | 762                                       | 598                  |
| 144                        | masur                                   | 0.20              | 4.65          | 788                                       | 594                  |
| 145                        | urd                                     | 0.13              | 3.91          | 635                                       | 496                  |
| 150                        | other pulses                            | 0.17              | 5.25          | 590                                       | 456                  |
| 151                        | gram products                           | 0.02              | 0.59          | 85  | 70                   |
| 152                        | besan                                   | 0.18              | 2.49          | 634                                       | 482                  |
| 159                        | pulses & pulse products: s.t. (140-153) | 1.39              | 33.28         | 967                                       | 726                  |
| 160                        | milk: liquid (litre)                    | 10.53             | 141.24        | 965                                       | 725                  |
| 162                        | milk : condensed/ powder                | 0.01              | 0.70          | 5   | 5                    |
| 163                        | curd                                    | 0.13              | 1.86          | 172                                       | 124                  |
| 164                        | ghee                                    | 0.16              | 22.27         | 505                                       | 403                  |
| 165                        | butter                                  | 0.01              | 1.06          | 75  | 61                   |
| 166                        | ice-cream                               | -                 | 1.91          | 103                                       | 119                  |
| 167                        | other milk products                     | 0.06              | 3.79          | 243                                       | 198                  |
| 169                        | milk & milk products: s.t.(160-167)     | -                 | 172.96        | 974                                       | 732                  |
| 170                        | vanaspati, margarine                    | 0.17              | 6.54          | 300                                       | 202                  |
| 171                        | mustard oil                             | 0.20              | 7.96          | 497                                       | 394                  |
| 172                        | groundnut oil                           | 0.06              | 2.52          | 75  | 72                   |
| 174                        | edible oil (others)                     | 0.33              | 14.47         | 495                                       | 380                  |
| 179                        | edible oil: s.t. (170-174)              | 0.76              | 31.73         | 947                                       | 719                  |
| 180                        | eggs (no.)                              | 2.50              | 3.84          | 344                                       | 275                  |
| 182                        | goat meat/mutton                        | 0.06              | 5.13          | 136                                       | 94                   |
| 185                        | chicken                                 | 0.07              | 4.92          | 189                                       | 145                  |
| 189                        | egg, fish & meat: s.t. (180-186)        | -                 | 14.83         | 426                                       | 327                  |
| 190                        | potato                                  | 1.44              | 5.96          | 961                                       | 723                  |

\* Unless otherwise specified

(Contd.)

NSS Report No. 461: Consumption of Some Important Commodities in India, 1999-2000

**Table 2U : Monthly per capita quantity and value of consumption for food items for each State and UT**

| item code         | item                            | quantity<br>(kg*) | value<br>(Rs) | no. of households<br>reporting consumption |                      |
|-------------------|---------------------------------|-------------------|---------------|--|----------------------|
|                   |                                 |                   |               | per 1000<br>households                     | sample<br>households |
|                   |                                 |                   |               | (5)  | (6)                  |
| (1)               | (2)                             | (3)               | (4)           | (5)  | (6)                  |
| <b>Chandigarh</b> |                                 |                   |               |  |                      |
| 191               | onion                           | 1.09              | 8.99          | 953  | 715                  |
| 192               | radish                          | 0.31              | 1.39          | 428  | 331                  |
| 193               | carrot                          | 0.33              | 1.55          | 338  | 258                  |
| 194               | turnip                          | 0.05              | 0.25          | 123  | 98                   |
| 197               | arum                            | 0.05              | 0.65          | 156  | 130                  |
| 198               | pumpkin                         | 0.11              | 0.76          | 227  | 169                  |
| 200               | gourd                           | 0.34              | 2.54          | 531  | 401                  |
| 201               | bitter gourd                    | 0.12              | 1.68          | 361  | 266                  |
| 202               | cucumber                        | 0.33              | 1.98          | 337  | 260                  |
| 204               | jhinga / torai                  | 0.07              | 0.67          | 185  | 126                  |
| 207               | cauliflower                     | 0.46              | 2.88          | 579  | 444                  |
| 208               | cabbage                         | 0.35              | 2.22          | 614  | 474                  |
| 210               | brinjal                         | 0.25              | 1.94          | 598  | 462                  |
| 211               | lady's finger                   | 0.20              | 2.35          | 428  | 326                  |
| 212               | palak/other leafy vegetables    | 0.29              | 1.64          | 433  | 331                  |
| 213               | french beans and barbati        | 0.06              | 0.96          | 240  | 200                  |
| 214               | tomato                          | 0.87              | 9.06          | 942  | 707                  |
| 215               | peas                            | 0.39              | 4.89          | 660  | 526                  |
| 216               | chillies (green)                | 0.14              | 1.12          | 634  | 484                  |
| 217               | capsicum                        | 0.05              | 0.91          | 233  | 183                  |
| 221               | lemon (no.)                     | 2.49              | 2.31          | 591  | 461                  |
| 222               | other vegetables                | 0.05              | 0.55          | 115  | 110                  |
| 229               | vegetables: s.t. (190-222)      | -                 | 57.35         | 970  | 730                  |
| 230               | banana (no.)                    | 6.78              | 7.87          | 773  | 590                  |
| 235               | guava                           | 0.12              | 1.20          | 292  | 203                  |
| 237               | orange,mausami (no.)            | 0.91              | 1.99          | 197  | 168                  |
| 238               | papaya                          | 0.08              | 0.79          | 91   | 73                   |
| 240               | mango                           | 0.33              | 4.98          | 236  | 206                  |
| 241               | kharbooza                       | 0.10              | 1.04          | 120  | 105                  |
| 245               | apple                           | 0.36              | 8.85          | 500  | 362                  |
| 246               | grapes                          | 0.04              | 1.21          | 148  | 145                  |
| 247               | other fresh fruits              | -                 | 1.50          | 163  | 142                  |
| 249               | fruits (fresh) : s.t. (230-247) | -                 | 30.88         | 927  | 703                  |
| 251               | groundnut                       | 0.05              | 1.61          | 224  | 167                  |
| 253               | cashewnut                       | 0.01              | 1.54          | 62   | 49                   |
| 254               | walnut                          | 0.01              | 0.83          | 32   | 21                   |
| 255               | other nuts                      | 0.01              | 2.14          | 76   | 63                   |
| 256               | raisin (kishmish, monacca etc.) | 0.00              | 0.64          | 46   | 40                   |
| 257               | other dry fruits                | 0.00              | 0.61          | 26   | 25                   |
| 259               | fruits (dry) : s.t. (250-257)   | 0.10              | 7.93          | 334  | 252                  |
| 260               | sugar - P.D.S.                  | 0.36              | 4.27          | 511  | 388                  |
| 261               | sugar - other sources           | 0.96              | 15.94         | 936  | 702                  |
| 269               | sugar : s.t. (260-264)          | 1.35              | 20.80         | 974  | 732                  |

\* Unless otherwise specified

(Contd.)

NSS Report No. 461: Consumption of Some Important Commodities in India, 1999-2000

**Table 2U : Monthly per capita quantity and value of consumption for food items for each State and UT**

| <b>Urban</b>                    |   |                   |               |  |                      |
|---------------------------------|---|-------------------|---------------|--|----------------------|
| item code                       | item                                    | quantity<br>(kg*) | value<br>(Rs) | no. of households<br>reporting consumption |                      |
|                                 |   |                   |               | per 1000<br>households                     | sample<br>households |
| (1)                             | (2)                                     | (3)               | (4)           | (5)  | (6)                  |
| <b>Chandigarh</b>               |   |                   |               |  |                      |
| 279                             | salt                                    | 0.28              | 1.49          | 969  | 729                  |
| 280                             | turmeric (gm)                           | 49.59             | 3.51          | 970  | 730                  |
| 282                             | dry chillies (gm)                       | 41.61             | 3.93          | 923  | 699                  |
| 283                             | garlic (gm)                             | 56.07             | 1.62          | 688  | 522                  |
| 285                             | ginger (gm)                             | 69.81             | 2.28          | 709  | 542                  |
| 288                             | other spices (gm)                       | 43.38             | 5.14          | 943  | 713                  |
| 289                             | spices : s.t. (280-288)                 | -                 | 16.93         | 970  | 730                  |
| 290                             | tea : cups (no.)                        | 7.80              | 14.99         | 626  | 467                  |
| 291                             | tea : leaf (gm)                         | 100.03            | 13.36         | 947  | 710                  |
| 293                             | coffee: powder (gm)                     | 0.98              | 0.68          | 50   | 48                   |
| 295                             | cold beverages: bottled/canned (no.)    | 0.49              | 5.20          | 245  | 180                  |
| 296                             | fruit juice and shake (glass)           | 0.27              | 2.64          | 164  | 128                  |
| 298                             | other beverages (cocoa, chocolate etc.) | -                 | 1.56          | 96   | 70                   |
| 300                             | biscuits                                | 0.33              | 8.74          | 772  | 587                  |
| 301                             | salted refreshments                     | 0.36              | 6.99          | 760  | 579                  |
| 302                             | prepared sweets                         | 0.10              | 7.29          | 367  | 238                  |
| 303                             | cooked meals (no.)                      | 0.94              | 16.39         | 138  | 106                  |
| 304                             | cake, pastry                            | 0.06              | 0.54          | 47   | 46                   |
| 305                             | pickles (gm)                            | 27.18             | 1.35          | 282  | 176                  |
| 306                             | sauce (gm)                              | 16.75             | 0.88          | 111  | 86                   |
| 307                             | jam, jelly (gm)                         | 7.07              | 0.57          | 80   | 57                   |
| 308                             | other processed food                    | -                 | 1.77          | 152  | 136                  |
| 309                             | beverages etc.: s.t. (290-308)          | -                 | 83.28         | 996  | 759                  |
| 888                             | total food                              | -                 | 557.00        | 998  | 762                  |
| <b>Dadra &amp; Nagar Haveli</b> |   |                   |               |  |                      |
| 101                             | rice - P.D.S.                           | 0.76              | 7.81          | 185  | 22                   |
| 102                             | rice - other sources                    | 3.63              | 45.12         | 607  | 58                   |
| 103                             | chira                                   | 0.19              | 1.89          | 54   | 9                    |
| 106                             | other rice products                     | 0.96              | 13.99         | 155  | 14                   |
| 107                             | wheat/atta - P.D.S.                     | 0.28              | 2.18          | 80   | 8                    |
| 108                             | wheat/atta - other sources              | 3.18              | 29.97         | 591  | 54                   |
| 111                             | suji, rawa                              | 0.07              | 0.91          | 280  | 19                   |
| 113                             | bread (bakery)                          | 0.08              | 1.78          | 238  | 13                   |
| 115                             | jowar & products                        | 1.21              | 12.20         | 184  | 17                   |
| 129                             | cereal: s.t. (101-122)                  | 10.45             | 116.75        | 840  | 85                   |
| 140                             | arhar (tur)                             | 0.60              | 18.20         | 828  | 82                   |
| 143                             | moong                                   | 0.26              | 6.82          | 652  | 56                   |
| 144                             | masur                                   | 0.03              | 0.90          | 103  | 13                   |
| 145                             | urd                                     | 0.04              | 1.09          | 147  | 16                   |
| 146                             | peas                                    | 0.03              | 0.70          | 142  | 15                   |
| 150                             | other pulses                            | 0.16              | 4.16          | 405  | 47                   |
| 152                             | besan                                   | 0.07              | 1.71          | 560  | 48                   |
| 159                             | pulses & pulse products: s.t. (140-153) | 1.24              | 34.39         | 840  | 85                   |

\* Unless otherwise specified

(Contd.)

NSS Report No. 461: Consumption of Some Important Commodities in India, 1999-2000

**Table 2U : Monthly per capita quantity and value of consumption for food items for each State and UT**

| item code                       | item                                | quantity<br>(kg*) | value<br>(Rs) | no. of households<br>reporting consumption |                      |
|---------------------------------|-------------------------------------|-------------------|---------------|--|----------------------|
|                                 |                                     |                   |               | per 1000<br>households                     | sample<br>households |
|                                 |                                     |                   |               | (5)  | (6)                  |
| (1)                             | (2)                                 | (3)               | (4)           | (5)  | (6)                  |
| <b>Dadra &amp; Nagar Haveli</b> |                                     |                   |               |  |                      |
| 160                             | milk: liquid (litre)                | 5.49              | 83.94         | 729  | 70                   |
| 161                             | baby food                           | 0.03              | 2.99          | 126  | 4                    |
| 163                             | curd                                | 0.07              | 1.45          | 61   | 8                    |
| 164                             | ghee                                | 0.07              | 11.24         | 326  | 18                   |
| 166                             | ice-cream                           | -                 | 1.12          | 137  | 13                   |
| 169                             | milk & milk products: s.t.(160-167) | -                 | 101.48        | 743  | 72                   |
| 171                             | mustard oil                         | 0.02              | 0.63          | 29   | 4                    |
| 172                             | groundnut oil                       | 0.80              | 34.76         | 720  | 64                   |
| 173                             | coconut oil                         | 0.01              | 0.59          | 18   | 3                    |
| 174                             | edible oil (others)                 | 0.07              | 2.37          | 95   | 16                   |
| 179                             | edible oil: s.t. (170-174)          | 0.89              | 38.34         | 831  | 83                   |
| 180                             | eggs (no.)                          | 0.95              | 1.70          | 210  | 29                   |
| 181                             | fish, prawn                         | 0.09              | 4.89          | 271  | 26                   |
| 182                             | goat meat/mutton                    | 0.05              | 4.45          | 173  | 19                   |
| 185                             | chicken                             | 0.14              | 10.03         | 398  | 45                   |
| 189                             | egg, fish & meat: s.t. (180-186)    | -                 | 21.07         | 460  | 56                   |
| 190                             | potato                              | 0.78              | 5.08          | 831  | 83                   |
| 191                             | onion                               | 1.00              | 6.07          | 834  | 84                   |
| 193                             | carrot                              | 0.12              | 1.55          | 296  | 18                   |
| 196                             | sweet potato                        | 0.04              | 0.50          | 96   | 10                   |
| 200                             | gourd                               | 0.13              | 1.41          | 413  | 33                   |
| 201                             | bitter gourd                        | 0.04              | 0.57          | 149  | 9                    |
| 202                             | cucumber                            | 0.24              | 2.12          | 401  | 29                   |
| 203                             | parwal / patal                      | 0.10              | 1.75          | 193  | 6                    |
| 207                             | cauliflower                         | 0.20              | 2.91          | 444  | 41                   |
| 208                             | cabbage                             | 0.33              | 4.50          | 639  | 57                   |
| 210                             | brinjal                             | 0.69              | 5.14          | 815  | 82                   |
| 211                             | lady's finger                       | 0.30              | 3.97          | 543  | 47                   |
| 212                             | palak/other leafy vegetables        | 0.13              | 1.59          | 489  | 41                   |
| 213                             | french beans and barbati            | 0.13              | 1.41          | 196  | 23                   |
| 214                             | tomato                              | 0.84              | 10.35         | 820  | 81                   |
| 215                             | peas                                | 0.15              | 2.14          | 378  | 28                   |
| 216                             | chillies (green)                    | 0.13              | 2.46          | 624  | 60                   |
| 221                             | lemon (no.)                         | 4.61              | 4.44          | 686  | 66                   |
| 222                             | other vegetables                    | 0.28              | 3.76          | 481  | 38                   |
| 229                             | vegetables: s.t. (190-222)          | -                 | 62.19         | 840  | 85                   |
| 230                             | banana (no.)                        | 8.42              | 7.54          | 908  | 86                   |
| 234                             | coconut (no.)                       | 0.26              | 1.90          | 320  | 20                   |
| 235                             | guava                               | 0.08              | 0.78          | 198  | 27                   |
| 237                             | orange,mausami (no.)                | 1.05              | 2.47          | 215  | 21                   |
| 240                             | mango                               | 0.06              | 1.14          | 82   | 9                    |
| 245                             | apple                               | 0.11              | 5.39          | 355  | 24                   |
| 246                             | grapes                              | 0.09              | 3.07          | 347  | 32                   |

\* Unless otherwise specified

(Contd.)

NSS Report No. 461: Consumption of Some Important Commodities in India, 1999-2000

**Table 2U : Monthly per capita quantity and value of consumption for food items for each State and UT**

| item code                       | item                                    | quantity<br>(kg*) | value<br>(Rs) | Urban                                     |                      |
|---------------------------------|---|-------------------|---------------|---|----------------------|
|                                 |   |                   |               | no.of households<br>reporting consumption |                      |
|                                 |   |                   |               | per 1000<br>households                    | sample<br>households |
| (1)                             | (2)                                     | (3)               | (4)           | (5)                                       | (6)                  |
| <b>Dadra &amp; Nagar Haveli</b> |   |                   |               |   |                      |
| 247                             | other fresh fruits                      | -                 | 0.88          | 87  | 13                   |
| 249                             | fruits (fresh) : s.t. (230-247)         | -                 | 23.79         | 985                                       | 94                   |
| 251                             | groundnut                               | 0.03              | 0.85          | 167                                       | 12                   |
| 252                             | dates                                   | 0.02              | 1.40          | 89  | 11                   |
| 256                             | raisin (kishmish, monacca etc.)         | 0.00              | 0.65          | 12  | 2                    |
| 257                             | other dry fruits                        | -                 | 0.86          | 51  | 5                    |
| 259                             | fruits (dry) : s.t. (250-257)           | 0.05              | 4.15          | 260                                       | 26                   |
| 260                             | sugar - P.D.S.                          | 0.17              | 2.11          | 255                                       | 26                   |
| 261                             | sugar - other sources                   | 0.72              | 11.73         | 744                                       | 71                   |
| 262                             | gur                                     | 0.06              | 1.09          | 362                                       | 25                   |
| 269                             | sugar : s.t. (260-264)                  | 0.96              | 14.98         | 818                                       | 81                   |
| 279                             | salt                                    | 0.21              | 1.24          | 831                                       | 83                   |
| 280                             | turmeric (gm)                           | 54.12             | 3.15          | 831                                       | 83                   |
| 282                             | dry chillies (gm)                       | 47.32             | 2.81          | 759                                       | 74                   |
| 283                             | garlic (gm)                             | 74.88             | 2.83          | 808                                       | 78                   |
| 284                             | tamarind (gm)                           | 10.41             | 0.23          | 161                                       | 15                   |
| 285                             | ginger (gm)                             | 99.37             | 4.38          | 800                                       | 78                   |
| 286                             | curry powder (gm)                       | 16.23             | 1.65          | 243                                       | 35                   |
| 287                             | oilseeds (gm)                           | 9.60              | 0.66          | 293                                       | 32                   |
| 288                             | other spices (gm)                       | 59.38             | 6.60          | 706                                       | 71                   |
| 289                             | spices : s.t. (280-288)                 | -                 | 22.49         | 831                                       | 83                   |
| 290                             | tea : cups (no.)                        | 7.79              | 17.82         | 619                                       | 45                   |
| 291                             | tea : leaf (gm)                         | 60.15             | 8.64          | 808                                       | 80                   |
| 295                             | cold beverages: bottled/canned (no.)    | 1.62              | 11.76         | 376                                       | 37                   |
| 296                             | fruit juice and shake (glass)           | 0.06              | 0.65          | 36  | 5                    |
| 297                             | coconut: green (no.)                    | 0.38              | 2.95          | 216                                       | 14                   |
| 298                             | other beverages (cocoa, chocolate etc.) | -                 | 1.18          | 54  | 6                    |
| 300                             | biscuits                                | 0.48              | 7.15          | 596                                       | 57                   |
| 301                             | salted refreshments                     | 0.09              | 5.37          | 542                                       | 48                   |
| 302                             | prepared sweets                         | 0.08              | 9.48          | 311                                       | 33                   |
| 303                             | cooked meals (no.)                      | 4.02              | 62.78         | 304                                       | 27                   |
| 305                             | pickles (gm)                            | 28.11             | 2.21          | 387                                       | 30                   |
| 306                             | sauce (gm)                              | 7.09              | 0.56          | 46  | 5                    |
| 308                             | other processed food                    | -                 | 4.03          | 522                                       | 49                   |
| 309                             | beverages etc.: s.t. (290-308)          | -                 | 135.26        | 1000                                      | 96                   |
| 888                             | total food                              | -                 | 576.00        | 1000                                      | 96                   |
| <b>Daman &amp; Diu</b>          |   |                   |               |   |                      |
| 101                             | rice - P.D.S.                           | 1.10              | 10.92         | 410                                       | 87                   |
| 102                             | rice - other sources                    | 2.66              | 39.63         | 862                                       | 158                  |
| 103                             | chira                                   | 0.24              | 2.40          | 251                                       | 37                   |
| 105                             | muri                                    | 0.02              | 0.34          | 114                                       | 22                   |
| 106                             | other rice products                     | 0.02              | 0.34          | 132                                       | 23                   |
| 107                             | wheat/atta - P.D.S.                     | 0.86              | 7.78          | 223                                       | 41                   |

\* Unless otherwise specified

(Contd.)

**Table 2U : Monthly per capita quantity and value of consumption for food items for each State and UT**

| item code              | item                                    | quantity<br>(kg*) | value<br>(Rs) | no. of households<br>reporting consumption |                      |
|------------------------|---|-------------------|---------------|--|----------------------|
|                        |   |                   |               | per 1000<br>households                     | sample<br>households |
|                        |   |                   |               | (5)  | (6)                  |
| (1)                    | (2)                                     | (3)               | (4)           | (5)  | (6)                  |
| <b>Daman &amp; Diu</b> |   |                   |               |  |                      |
| 108                    | wheat/atta - other sources              | 3.79              | 37.48         | 839  | 161                  |
| 111                    | suji, rawa                              | 0.06              | 1.03          | 311  | 47                   |
| 112                    | sewai, noodles                          | 0.03              | 1.56          | 152  | 12                   |
| 113                    | bread (bakery)                          | 0.10              | 2.74          | 378  | 62                   |
| 115                    | jowar & products                        | 0.12              | 1.41          | 68   | 18                   |
| 116                    | bajra & products                        | 0.93              | 8.41          | 293  | 65                   |
| 129                    | cereal: s.t. (101-122)                  | 9.95              | 114.24        | 975  | 190                  |
| 140                    | arhar (tur)                             | 0.39              | 12.08         | 908  | 171                  |
| 141                    | gram (split)                            | 0.12              | 2.90          | 429  | 68                   |
| 142                    | gram (whole)                            | 0.08              | 2.19          | 423  | 71                   |
| 143                    | moong                                   | 0.21              | 5.62          | 759  | 150                  |
| 144                    | masur                                   | 0.02              | 0.58          | 149  | 25                   |
| 145                    | urd                                     | 0.03              | 0.91          | 246  | 41                   |
| 150                    | other pulses                            | 0.10              | 2.64          | 306  | 79                   |
| 152                    | besan                                   | 0.02              | 0.53          | 188  | 53                   |
| 159                    | pulses & pulse products: s.t. (140-153) | 1.00              | 27.81         | 975  | 190                  |
| 160                    | milk: liquid (litre)                    | 5.56              | 77.34         | 964  | 188                  |
| 162                    | milk : condensed/ powder                | 0.01              | 1.31          | 68   | 14                   |
| 163                    | curd                                    | 0.03              | 0.62          | 89   | 23                   |
| 164                    | ghee                                    | 0.12              | 17.35         | 517  | 120                  |
| 166                    | ice-cream                               | -                 | 0.87          | 68   | 21                   |
| 167                    | other milk products                     | 0.29              | 0.69          | 103  | 28                   |
| 169                    | milk & milk products: s.t.(160-167)     | -                 | 98.69         | 967  | 189                  |
| 172                    | groundnut oil                           | 0.63              | 29.05         | 761  | 135                  |
| 173                    | coconut oil                             | 0.02              | 1.17          | 48   | 3                    |
| 174                    | edible oil (others)                     | 0.36              | 11.44         | 533  | 105                  |
| 179                    | edible oil: s.t. (170-174)              | 1.03              | 41.94         | 975  | 190                  |
| 180                    | eggs (no.)                              | 3.82              | 7.40          | 576  | 85                   |
| 181                    | fish, prawn                             | 1.19              | 30.84         | 718  | 134                  |
| 182                    | goat meat/mutton                        | 0.10              | 8.55          | 272  | 50                   |
| 183                    | beef/ buffalo meat                      | 0.05              | 2.65          | 119  | 9                    |
| 185                    | chicken                                 | 0.08              | 7.05          | 283  | 45                   |
| 189                    | egg, fish & meat: s.t. (180-186)        | -                 | 56.49         | 811  | 149                  |
| 190                    | potato                                  | 0.86              | 5.54          | 969  | 189                  |
| 191                    | onion                                   | 0.93              | 6.17          | 950  | 185                  |
| 192                    | radish                                  | 0.15              | 1.38          | 396  | 50                   |
| 193                    | carrot                                  | 0.11              | 1.08          | 343  | 63                   |
| 200                    | gourd                                   | 0.26              | 2.46          | 636  | 113                  |
| 201                    | bitter gourd                            | 0.08              | 1.12          | 310  | 47                   |
| 202                    | cucumber                                | 0.10              | 1.11          | 335  | 52                   |
| 203                    | parwal / patal                          | 0.06              | 0.79          | 198  | 36                   |
| 204                    | jhinga / torai                          | 0.04              | 0.52          | 223  | 50                   |
| 207                    | cauliflower                             | 0.30              | 3.68          | 660  | 111                  |

\* Unless otherwise specified

(Contd.)

NSS Report No. 461: Consumption of Some Important Commodities in India, 1999-2000

**Table 2U : Monthly per capita quantity and value of consumption for food items for each State and UT**

| <b>Urban</b>           |                                      |                   |               |   |                      |
|------------------------|--------------------------------------|-------------------|---------------|---|----------------------|
| item code              | item                                 | quantity<br>(kg*) | value<br>(Rs) | no.of households<br>reporting consumption |                      |
|                        |                                      |                   |               | per 1000<br>households                    | sample<br>households |
| (1)                    | (2)                                  | (3)               | (4)           | (5)                                       | (6)                  |
| <b>Daman &amp; Diu</b> |                                      |                   |               |   |                      |
| 208                    | cabbage                              | 0.39              | 4.57          | 853                                       | 162                  |
| 210                    | brinjal                              | 0.48              | 4.58          | 922                                       | 176                  |
| 211                    | lady's finger                        | 0.12              | 1.64          | 445                                       | 91                   |
| 212                    | palak/other leafy vegetables         | 0.15              | 1.83          | 589                                       | 119                  |
| 214                    | tomato                               | 0.55              | 4.54          | 941                                       | 182                  |
| 215                    | peas                                 | 0.08              | 0.88          | 227                                       | 44                   |
| 216                    | chillies (green)                     | 0.15              | 2.72          | 926                                       | 179                  |
| 221                    | lemon (no.)                          | 2.64              | 2.29          | 720                                       | 135                  |
| 222                    | other vegetables                     | 0.27              | 3.33          | 716                                       | 137                  |
| 229                    | vegetables: s.t. (190-222)           | -                 | 50.90         | 975                                       | 190                  |
| 230                    | banana (no.)                         | 3.96              | 3.82          | 578                                       | 98                   |
| 235                    | guava                                | 0.16              | 1.77          | 361                                       | 40                   |
| 238                    | papaya                               | 0.06              | 0.71          | 145                                       | 11                   |
| 240                    | mango                                | 0.15              | 3.53          | 117                                       | 29                   |
| 245                    | apple                                | 0.17              | 6.31          | 401                                       | 60                   |
| 246                    | grapes                               | 0.03              | 1.27          | 123                                       | 34                   |
| 247                    | other fresh fruits                   | -                 | 5.07          | 572                                       | 94                   |
| 249                    | fruits (fresh) : s.t. (230-247)      | -                 | 23.51         | 899                                       | 170                  |
| 251                    | groundnut                            | 0.04              | 1.60          | 356                                       | 56                   |
| 252                    | dates                                | 0.03              | 1.04          | 109                                       | 9                    |
| 253                    | cashewnut                            | 0.00              | 1.39          | 61  | 13                   |
| 255                    | other nuts                           | 0.01              | 2.89          | 80  | 6                    |
| 257                    | other dry fruits                     | 0.01              | 1.41          | 69  | 16                   |
| 259                    | fruits (dry) : s.t. (250-257)        | 0.10              | 8.94          | 455                                       | 72                   |
| 260                    | sugar - P.D.S.                       | 0.33              | 4.02          | 728                                       | 144                  |
| 261                    | sugar - other sources                | 0.53              | 8.83          | 890                                       | 173                  |
| 262                    | gur                                  | 0.13              | 1.95          | 353                                       | 86                   |
| 269                    | sugar : s.t. (260-264)               | 0.99              | 14.90         | 980                                       | 191                  |
| 279                    | salt                                 | 0.24              | 1.18          | 975                                       | 190                  |
| 280                    | turmeric (gm)                        | 39.84             | 2.89          | 975                                       | 190                  |
| 281                    | black pepper (gm)                    | 6.13              | 2.44          | 458                                       | 79                   |
| 282                    | dry chillies (gm)                    | 59.16             | 4.41          | 971                                       | 189                  |
| 283                    | garlic (gm)                          | 54.75             | 2.19          | 897                                       | 178                  |
| 284                    | tamarind (gm)                        | 15.53             | 0.26          | 248                                       | 54                   |
| 285                    | ginger (gm)                          | 26.03             | 1.41          | 619                                       | 128                  |
| 286                    | curry powder (gm)                    | 13.46             | 2.04          | 455                                       | 116                  |
| 287                    | oilseeds (gm)                        | 27.04             | 1.52          | 713                                       | 120                  |
| 288                    | other spices (gm)                    | 35.09             | 3.78          | 920                                       | 184                  |
| 289                    | spices : s.t. (280-288)              | -                 | 20.93         | 975                                       | 190                  |
| 290                    | tea : cups (no.)                     | 4.06              | 8.52          | 615                                       | 103                  |
| 291                    | tea : leaf (gm)                      | 110.93            | 16.18         | 980                                       | 191                  |
| 295                    | cold beverages: bottled/canned (no.) | 0.37              | 2.56          | 245                                       | 56                   |
| 296                    | fruit juice and shake (glass)        | 0.09              | 1.32          | 72  | 10                   |

\* Unless otherwise specified

(Contd.)

NSS Report No. 461: Consumption of Some Important Commodities in India, 1999-2000

**Table 2U : Monthly per capita quantity and value of consumption for food items for each State and UT**

| item code              | item                                    | quantity<br>(kg*) | value<br>(Rs) | Urban                                   |                   |
|------------------------|---|-------------------|---------------|---|-------------------|
|                        |   |                   |               | no. of households reporting consumption |                   |
|                        |   |                   |               | per 1000 households                     | sample households |
| (1)                    | (2)                                     | (3)               | (4)           | (5)                                     | (6)               |
| <b>Daman &amp; Diu</b> |   |                   |               |   |                   |
| 297                    | coconut: green (no.)                    | 0.22              | 1.53          | 246                                     | 40                |
| 298                    | other beverages (cocoa, chocolate etc.) | -                 | 1.77          | 166                                     | 36                |
| 300                    | biscuits                                | 1.39              | 5.62          | 681                                     | 120               |
| 301                    | salted refreshments                     | 0.92              | 3.09          | 419                                     | 94                |
| 302                    | prepared sweets                         | 0.01              | 1.08          | 50                                      | 21                |
| 303                    | cooked meals (no.)                      | 1.13              | 16.18         | 140                                     | 19                |
| 304                    | cake, pastry                            | 0.26              | 1.27          | 73                                      | 4                 |
| 305                    | pickles (gm)                            | 15.68             | 1.02          | 254                                     | 68                |
| 306                    | sauce (gm)                              | 16.67             | 2.63          | 141                                     | 31                |
| 308                    | other processed food                    | -                 | 2.83          | 300                                     | 75                |
| 309                    | beverages etc.: s.t. (290-308)          | -                 | 66.30         | 1000                                    | 192               |
| 888                    | total food                              | -                 | 526.00        | 1000                                    | 192               |
| <b>Delhi</b>           |   |                   |               |   |                   |
| 101                    | rice - P.D.S.                           | 0.57              | 5.90          | 268                                     | 262               |
| 102                    | rice - other sources                    | 1.30              | 19.99         | 713                                     | 803               |
| 107                    | wheat/atta - P.D.S.                     | 1.25              | 9.72          | 221                                     | 218               |
| 108                    | wheat/atta - other sources              | 4.80              | 43.61         | 825                                     | 907               |
| 111                    | suji, rawa                              | 0.04              | 0.61          | 179                                     | 198               |
| 113                    | bread (bakery)                          | 0.59              | 7.22          | 543                                     | 599               |
| 129                    | cereal: s.t. (101-122)                  | 8.61              | 87.97         | 953                                     | 1050              |
| 140                    | arhar (tur)                             | 0.16              | 5.61          | 684                                     | 745               |
| 141                    | gram (split)                            | 0.19              | 4.13          | 747                                     | 819               |
| 142                    | gram (whole)                            | 0.11              | 2.48          | 400                                     | 428               |
| 143                    | moong                                   | 0.18              | 5.35          | 810                                     | 885               |
| 144                    | masur                                   | 0.17              | 4.81          | 747                                     | 810               |
| 145                    | urd                                     | 0.11              | 3.21          | 549                                     | 555               |
| 150                    | other pulses                            | 0.07              | 2.29          | 234                                     | 218               |
| 152                    | besan                                   | 0.13              | 3.04          | 612                                     | 639               |
| 153                    | other pulse products                    | 0.02              | 0.53          | 45                                      | 56                |
| 159                    | pulses & pulse products: s.t. (140-153) | 1.17              | 32.46         | 951                                     | 1049              |
| 160                    | milk: liquid (litre)                    | 8.73              | 122.43        | 933                                     | 1019              |
| 161                    | baby food                               | 0.02              | 0.77          | 26                                      | 24                |
| 163                    | curd                                    | 0.03              | 0.74          | 77                                      | 84                |
| 164                    | ghee                                    | 0.16              | 23.28         | 551                                     | 569               |
| 165                    | butter                                  | 0.10              | 3.75          | 196                                     | 202               |
| 166                    | ice-cream                               | -                 | 1.87          | 86                                      | 105               |
| 167                    | other milk products                     | 0.01              | 1.06          | 57                                      | 45                |
| 169                    | milk & milk products: s.t.(160-167)     | -                 | 154.18        | 945                                     | 1038              |
| 170                    | vanaspati, margarine                    | 0.12              | 4.94          | 304                                     | 335               |
| 171                    | mustard oil                             | 0.36              | 13.32         | 617                                     | 711               |
| 174                    | edible oil (others)                     | 0.25              | 14.19         | 428                                     | 424               |
| 179                    | edible oil: s.t. (170-174)              | 0.74              | 32.93         | 942                                     | 1036              |
| 180                    | eggs (no.)                              | 1.93              | 3.51          | 242                                     | 262               |

\* Unless otherwise specified

(Contd.)

NSS Report No. 461: Consumption of Some Important Commodities in India, 1999-2000



**Table 2U : Monthly per capita quantity and value of consumption for food items for each State and UT**

| item code    | item                             | quantity<br>(kg*) | value<br>(Rs) | Urban                                   |                   |
|--------------|----------------------------------|-------------------|---------------|---|-------------------|
|              |                                  |                   |               | no. of households reporting consumption |                   |
|              |                                  |                   |               | per 1000 households                     | sample households |
| (1)          | (2)                              | (3)               | (4)           | (5)                                     | (6)               |
| <b>Delhi</b> |                                  |                   |               |   |                   |
| 181          | fish, prawn                      | 0.12              | 3.00          | 74                                      | 76                |
| 182          | goat meat/mutton                 | 0.08              | 7.36          | 245                                     | 275               |
| 183          | beef/ buffalo meat               | 0.09              | 2.08          | 67                                      | 82                |
| 185          | chicken                          | 0.09              | 6.74          | 234                                     | 233               |
| 189          | egg, fish & meat: s.t. (180-186) | -                 | 22.93         | 437                                     | 473               |
| 190          | potato                           | 1.21              | 7.00          | 796                                     | 876               |
| 191          | onion                            | 0.80              | 6.87          | 785                                     | 851               |
| 192          | radish                           | 0.29              | 1.40          | 376                                     | 418               |
| 193          | carrot                           | 0.25              | 1.37          | 234                                     | 247               |
| 198          | pumpkin                          | 0.18              | 1.38          | 276                                     | 299               |
| 200          | gourd                            | 0.15              | 1.50          | 231                                     | 257               |
| 201          | bitter gourd                     | 0.04              | 0.70          | 115                                     | 116               |
| 202          | cucumber                         | 0.27              | 3.01          | 350                                     | 347               |
| 204          | jhinga / torai                   | 0.09              | 1.24          | 166                                     | 173               |
| 207          | cauliflower                      | 0.40              | 4.08          | 527                                     | 565               |
| 208          | cabbage                          | 0.35              | 3.26          | 516                                     | 528               |
| 210          | brinjal                          | 0.29              | 3.22          | 538                                     | 580               |
| 211          | lady's finger                    | 0.25              | 3.69          | 431                                     | 455               |
| 212          | palak/other leafy vegetables     | 0.31              | 2.13          | 423                                     | 434               |
| 213          | french beans and barbati         | 0.06              | 1.00          | 139                                     | 124               |
| 214          | tomato                           | 0.68              | 7.29          | 749                                     | 817               |
| 215          | peas                             | 0.15              | 1.86          | 243                                     | 271               |
| 216          | chillies (green)                 | 0.21              | 1.50          | 514                                     | 527               |
| 217          | capsicum                         | 0.03              | 0.57          | 79                                      | 80                |
| 221          | lemon (no.)                      | 2.08              | 2.42          | 506                                     | 540               |
| 222          | other vegetables                 | 1.89              | 18.57         | 420                                     | 424               |
| 229          | vegetables: s.t. (190-222)       | -                 | 75.62         | 931                                     | 1029              |
| 230          | banana (no.)                     | 7.95              | 8.60          | 796                                     | 866               |
| 232          | watermelon                       | 0.08              | 0.55          | 66                                      | 85                |
| 235          | guava                            | 0.12              | 1.31          | 193                                     | 205               |
| 237          | orange,mausami (no.)             | 1.16              | 2.42          | 174                                     | 170               |
| 238          | papaya                           | 0.11              | 1.29          | 140                                     | 141               |
| 240          | mango                            | 0.37              | 7.26          | 222                                     | 233               |
| 241          | kharbooza                        | 0.07              | 0.74          | 63                                      | 87                |
| 242          | pears (naspati)                  | 0.04              | 0.64          | 64                                      | 58                |
| 245          | apple                            | 0.27              | 7.27          | 397                                     | 450               |
| 246          | grapes                           | 0.06              | 2.45          | 151                                     | 148               |
| 247          | other fresh fruits               | -                 | 3.08          | 179                                     | 193               |
| 249          | fruits (fresh) : s.t. (230-247)  | -                 | 36.54         | 909                                     | 1001              |
| 251          | groundnut                        | 0.02              | 0.79          | 77                                      | 77                |
| 253          | cashewnut                        | 0.01              | 2.46          | 47                                      | 50                |
| 255          | other nuts                       | 0.00              | 0.59          | 20                                      | 26                |
| 256          | raisin (kishmish, monacca etc.)  | 0.13              | 1.28          | 42                                      | 51                |

\* Unless otherwise specified

(Contd.)

NSS Report No. 461: Consumption of Some Important Commodities in India, 1999-2000

**Table 2U : Monthly per capita quantity and value of consumption for food items for each State and UT**

| <b>Urban</b>       |                                      |                   |               |   |                      |
|--------------------|--------------------------------------|-------------------|---------------|---|----------------------|
| item code          | item                                 | quantity<br>(kg*) | value<br>(Rs) | no.of households<br>reporting consumption |                      |
|                    |                                      |                   |               | per 1000<br>households                    | sample<br>households |
| (1)                | (2)                                  | (3)               | (4)           | (5)                                       | (6)                  |
| <b>Delhi</b>       |                                      |                   |               |   |                      |
| 257                | other dry fruits                     | 0.02              | 3.69          | 62  | 66                   |
| 259                | fruits (dry) : s.t. (250-257)        | 0.19              | 9.48          | 172                                       | 191                  |
| 260                | sugar - P.D.S.                       | 0.59              | 7.05          | 739                                       | 782                  |
| 261                | sugar - other sources                | 0.47              | 7.87          | 820                                       | 916                  |
| 269                | sugar : s.t. (260-264)               | 1.07              | 15.14         | 951                                       | 1049                 |
| 279                | salt                                 | 0.28              | 1.87          | 937                                       | 1037                 |
| 280                | turmeric (gm)                        | 30.11             | 2.17          | 686                                       | 751                  |
| 281                | black pepper (gm)                    | 5.01              | 1.34          | 221                                       | 230                  |
| 282                | dry chillies (gm)                    | 29.84             | 2.48          | 664                                       | 730                  |
| 283                | garlic (gm)                          | 26.94             | 1.26          | 441                                       | 437                  |
| 285                | ginger (gm)                          | 26.41             | 1.30          | 420                                       | 442                  |
| 286                | curry powder (gm)                    | 7.10              | 0.64          | 110                                       | 119                  |
| 288                | other spices (gm)                    | 67.63             | 8.98          | 721                                       | 806                  |
| 289                | spices : s.t. (280-288)              | -                 | 18.47         | 902                                       | 1000                 |
| 290                | tea : cups (no.)                     | 4.67              | 7.66          | 298                                       | 361                  |
| 291                | tea : leaf (gm)                      | 96.02             | 14.56         | 905                                       | 993                  |
| 293                | coffee: powder (gm)                  | 1.73              | 0.66          | 40  | 36                   |
| 295                | cold beverages: bottled/canned (no.) | 0.73              | 4.10          | 200                                       | 229                  |
| 296                | fruit juice and shake (glass)        | 0.39              | 4.30          | 163                                       | 169                  |
| 300                | biscuits                             | 1.59              | 8.33          | 718                                       | 778                  |
| 301                | salted refreshments                  | 1.24              | 4.68          | 439                                       | 473                  |
| 302                | prepared sweets                      | 0.09              | 6.52          | 220                                       | 229                  |
| 303                | cooked meals (no.)                   | 0.97              | 16.71         | 103                                       | 93                   |
| 304                | cake, pastry                         | 0.09              | 1.58          | 78  | 66                   |
| 305                | pickles (gm)                         | 23.97             | 1.41          | 204                                       | 211                  |
| 306                | sauce (gm)                           | 25.41             | 2.23          | 156                                       | 176                  |
| 307                | jam, jelly (gm)                      | 21.46             | 1.95          | 183                                       | 196                  |
| 308                | other processed food                 | -                 | 4.44          | 176                                       | 193                  |
| 309                | beverages etc.: s.t. (290-308)       | -                 | 80.17         | 998                                       | 1079                 |
| 888                | total food                           | -                 | 568.00        | 1000                                      | 1081                 |
| <b>Lakshadweep</b> |                                      |                   |               |   |                      |
| 101                | rice - P.D.S.                        | 8.74              | 85.67         | 853                                       | 169                  |
| 102                | rice - other sources                 | 0.53              | 9.22          | 209                                       | 44                   |
| 103                | chira                                | 0.06              | 1.01          | 89  | 21                   |
| 107                | wheat/atta - P.D.S.                  | 0.23              | 2.79          | 249                                       | 56                   |
| 108                | wheat/atta - other sources           | 0.53              | 7.62          | 612                                       | 117                  |
| 110                | maida                                | 0.61              | 8.04          | 608                                       | 117                  |
| 111                | suji, rawa                           | 0.07              | 0.92          | 216                                       | 37                   |
| 113                | bread (bakery)                       | 0.10              | 1.84          | 228                                       | 46                   |
| 129                | cereal: s.t. (101-122)               | 10.88             | 117.55        | 917                                       | 179                  |
| 140                | arhar (tur)                          | 0.07              | 2.47          | 327                                       | 60                   |
| 141                | gram (split)                         | 0.05              | 1.20          | 175                                       | 33                   |
| 142                | gram (whole)                         | 0.16              | 4.12          | 439                                       | 84                   |

\* Unless otherwise specified

(Contd.)

NSS Report No. 461: Consumption of Some Important Commodities in India, 1999-2000

**Table 2U : Monthly per capita quantity and value of consumption for food items for each State and UT**

| item code          | item                                    | quantity<br>(kg*) | value<br>(Rs) | Urban                                   |                   |
|--------------------|---|-------------------|---------------|---|-------------------|
|                    |   |                   |               | no. of households reporting consumption |                   |
|                    |   |                   |               | per 1000 households                     | sample households |
| (1)                | (2)                                     | (3)               | (4)           | (5)                                     | (6)               |
| <b>Lakshadweep</b> |   |                   |               |   |                   |
| 143                | moong                                   | 0.16              | 4.60          | 588                                     | 112               |
| 145                | urd                                     | 0.03              | 1.22          | 169                                     | 33                |
| 146                | peas                                    | 0.06              | 1.27          | 197                                     | 39                |
| 150                | other pulses                            | 0.14              | 3.43          | 318                                     | 68                |
| 153                | other pulse products                    | 0.03              | 2.06          | 349                                     | 75                |
| 159                | pulses & pulse products: s.t. (140-153) | 0.70              | 20.45         | 872                                     | 166               |
| 160                | milk: liquid (litre)                    | 0.55              | 8.51          | 246                                     | 45                |
| 161                | baby food                               | 0.00              | 0.66          | 35                                      | 7                 |
| 162                | milk : condensed/ powder                | 0.15              | 17.71         | 611                                     | 118               |
| 164                | ghee                                    | 0.01              | 0.69          | 77                                      | 22                |
| 166                | ice-cream                               | -                 | 0.78          | 24                                      | 7                 |
| 169                | milk & milk products: s.t.(160-167)     | -                 | 28.35         | 748                                     | 145               |
| 173                | coconut oil                             | 0.30              | 18.44         | 717                                     | 143               |
| 174                | edible oil (others)                     | 0.31              | 9.71          | 589                                     | 117               |
| 179                | edible oil: s.t. (170-174)              | 0.62              | 28.71         | 917                                     | 179               |
| 180                | eggs (no.)                              | 3.38              | 7.35          | 700                                     | 140               |
| 181                | fish, prawn                             | 4.04              | 112.30        | 895                                     | 176               |
| 182                | goat meat/mutton                        | 0.02              | 2.17          | 56                                      | 13                |
| 183                | beef/ buffalo meat                      | 0.35              | 18.49         | 538                                     | 113               |
| 185                | chicken                                 | 0.08              | 4.94          | 140                                     | 34                |
| 189                | egg, fish & meat: s.t. (180-186)        | -                 | 145.33        | 909                                     | 178               |
| 190                | potato                                  | 0.41              | 5.10          | 773                                     | 152               |
| 191                | onion                                   | 0.47              | 5.68          | 899                                     | 176               |
| 193                | carrot                                  | 0.14              | 2.48          | 455                                     | 94                |
| 195                | beet                                    | 0.03              | 0.37          | 104                                     | 26                |
| 198                | pumpkin                                 | 0.06              | 0.89          | 128                                     | 29                |
| 208                | cabbage                                 | 0.32              | 4.42          | 632                                     | 123               |
| 210                | brinjal                                 | 0.08              | 0.98          | 264                                     | 52                |
| 211                | lady's finger                           | 0.25              | 3.30          | 555                                     | 108               |
| 213                | french beans and barbati                | 0.08              | 1.33          | 274                                     | 51                |
| 214                | tomato                                  | 0.65              | 9.87          | 870                                     | 170               |
| 216                | chillies (green)                        | 0.93              | 2.94          | 897                                     | 175               |
| 218                | plantain (green)                        | 0.09              | 1.16          | 187                                     | 39                |
| 221                | lemon (no.)                             | 0.87              | 1.17          | 329                                     | 70                |
| 222                | other vegetables                        | 0.13              | 1.83          | 252                                     | 54                |
| 229                | vegetables: s.t. (190-222)              | -                 | 42.43         | 912                                     | 178               |
| 230                | banana (no.)                            | 4.88              | 9.79          | 766                                     | 147               |
| 234                | coconut (no.)                           | 10.71             | 38.84         | 917                                     | 179               |
| 237                | orange,mausami (no.)                    | 0.50              | 1.53          | 142                                     | 34                |
| 245                | apple                                   | 0.09              | 3.72          | 217                                     | 45                |
| 246                | grapes                                  | 0.09              | 2.19          | 213                                     | 46                |
| 247                | other fresh fruits                      | -                 | 2.08          | 131                                     | 26                |
| 249                | fruits (fresh) : s.t. (230-247)         | -                 | 58.45         | 944                                     | 183               |

\* Unless otherwise specified

(Contd.)

NSS Report No. 461: Consumption of Some Important Commodities in India, 1999-2000

**Table 2U : Monthly per capita quantity and value of consumption for food items for each State and UT**

| item code          | item                                    | quantity<br>(kg*) | value<br>(Rs) | Urban                                   |                   |
|--------------------|---|-------------------|---------------|---|-------------------|
|                    |   |                   |               | no. of households reporting consumption |                   |
|                    |   |                   |               | per 1000 households                     | sample households |
| (1)                | (2)                                     | (3)               | (4)           | (5)                                     | (6)               |
| <b>Lakshadweep</b> |   |                   |               |   |                   |
| 252                | dates                                   | 0.02              | 1.07          | 145                                     | 31                |
| 253                | cashewnut                               | 0.00              | 0.63          | 37                                      | 12                |
| 259                | fruits (dry) : s.t. (250-257)           | 0.04              | 2.55          | 249                                     | 56                |
| 260                | sugar - P.D.S.                          | 0.97              | 11.87         | 874                                     | 171               |
| 261                | sugar - other sources                   | 0.84              | 15.14         | 867                                     | 171               |
| 269                | sugar : s.t. (260-264)                  | 1.82              | 27.19         | 917                                     | 179               |
| 279                | salt                                    | 0.22              | 1.19          | 917                                     | 179               |
| 280                | turmeric (gm)                           | 23.89             | 1.37          | 917                                     | 179               |
| 281                | black pepper (gm)                       | 5.78              | 1.31          | 438                                     | 86                |
| 282                | dry chillies (gm)                       | 118.14            | 7.42          | 917                                     | 179               |
| 283                | garlic (gm)                             | 30.00             | 1.28          | 842                                     | 165               |
| 284                | tamarind (gm)                           | 30.53             | 2.40          | 595                                     | 115               |
| 285                | ginger (gm)                             | 30.36             | 1.31          | 781                                     | 149               |
| 286                | curry powder (gm)                       | 47.53             | 2.80          | 696                                     | 133               |
| 287                | oilseeds (gm)                           | 6.92              | 0.23          | 326                                     | 64                |
| 288                | other spices (gm)                       | 38.46             | 2.85          | 875                                     | 171               |
| 289                | spices : s.t. (280-288)                 | -                 | 20.98         | 917                                     | 179               |
| 290                | tea : cups (no.)                        | 9.68              | 19.71         | 817                                     | 152               |
| 291                | tea : leaf (gm)                         | 137.10            | 15.32         | 920                                     | 179               |
| 295                | cold beverages: bottled/canned (no.)    | 0.09              | 1.32          | 50                                      | 10                |
| 297                | coconut: green (no.)                    | 1.86              | 4.17          | 419                                     | 81                |
| 298                | other beverages (cocoa, chocolate etc.) | -                 | 3.96          | 199                                     | 44                |
| 300                | biscuits                                | 3.28              | 7.47          | 577                                     | 113               |
| 301                | salted refreshments                     | 2.37              | 8.78          | 567                                     | 114               |
| 302                | prepared sweets                         | 0.57              | 3.42          | 250                                     | 46                |
| 303                | cooked meals (no.)                      | 1.92              | 28.65         | 204                                     | 32                |
| 305                | pickles (gm)                            | 27.39             | 2.52          | 334                                     | 65                |
| 308                | other processed food                    | -                 | 21.82         | 546                                     | 107               |
| 309                | beverages etc.: s.t. (290-308)          | -                 | 118.05        | 1000                                    | 192               |
| 888                | total food                              | -                 | 611.00        | 1000                                    | 192               |
| <b>Pondicherry</b> |   |                   |               |   |                   |
| 101                | rice - P.D.S.                           | 0.96              | 5.94          | 277                                     | 110               |
| 102                | rice - other sources                    | 7.90              | 93.85         | 920                                     | 354               |
| 107                | wheat/atta - P.D.S.                     | 0.30              | 2.31          | 271                                     | 95                |
| 108                | wheat/atta - other sources              | 0.15              | 1.98          | 207                                     | 94                |
| 110                | maida                                   | 0.07              | 0.84          | 231                                     | 94                |
| 111                | suji, rawa                              | 0.12              | 1.92          | 462                                     | 194               |
| 129                | cereal: s.t. (101-122)                  | 9.62              | 108.30        | 953                                     | 372               |
| 140                | arhar (tur)                             | 0.39              | 13.17         | 935                                     | 362               |
| 141                | gram (split)                            | 0.12              | 3.06          | 742                                     | 280               |
| 142                | gram (whole)                            | 0.02              | 0.57          | 93                                      | 37                |
| 143                | moong                                   | 0.05              | 1.36          | 307                                     | 128               |
| 145                | urd                                     | 0.35              | 10.40         | 847                                     | 324               |

\* Unless otherwise specified

(Contd.)

NSS Report No. 461: Consumption of Some Important Commodities in India, 1999-2000

**Table 2U : Monthly per capita quantity and value of consumption for food items for each State and UT**

| item code | item                                    | quantity<br>(kg*) | value<br>(Rs) | no. of households<br>reporting consumption |                      |
|-----------|---|-------------------|---------------|--|----------------------|
|           |   |                   |               | per 1000<br>households                     | sample<br>households |
|           |   |                   |               | (5)  | (6)                  |
| (1)       | (2)                                     | (3)               | (4)           | (5)  | (6)                  |
|           | <b>Pondicherry</b>                      |                   |               |  |                      |
| 150       | other pulses                            | 0.01              | 0.32          | 140  | 42                   |
| 151       | gram products                           | 0.04              | 1.09          | 276  | 111                  |
| 159       | pulses & pulse products: s.t. (140-153) | 1.00              | 30.52         | 948  | 371                  |
| 160       | milk: liquid (litre)                    | 4.64              | 48.94         | 871  | 333                  |
| 163       | curd                                    | 0.17              | 2.35          | 229  | 92                   |
| 164       | ghee                                    | 0.01              | 0.67          | 60   | 29                   |
| 169       | milk & milk products: s.t.(160-167)     | -                 | 52.47         | 886  | 340                  |
| 172       | groundnut oil                           | 0.07              | 2.76          | 123  | 47                   |
| 173       | coconut oil                             | 0.01              | 0.55          | 16   | 12                   |
| 174       | edible oil (others)                     | 0.56              | 16.62         | 838  | 325                  |
| 179       | edible oil: s.t. (170-174)              | 0.64              | 20.07         | 948  | 371                  |
| 180       | eggs (no.)                              | 4.46              | 6.43          | 697  | 272                  |
| 181       | fish, prawn                             | 0.43              | 17.52         | 757  | 276                  |
| 182       | goat meat/mutton                        | 0.08              | 9.53          | 308  | 139                  |
| 183       | beef/ buffalo meat                      | 0.02              | 1.29          | 57   | 22                   |
| 185       | chicken                                 | 0.16              | 9.37          | 539  | 216                  |
| 189       | egg, fish & meat: s.t. (180-186)        | -                 | 44.14         | 845  | 324                  |
| 190       | potato                                  | 0.54              | 3.82          | 910  | 354                  |
| 191       | onion                                   | 0.84              | 5.28          | 939  | 368                  |
| 192       | radish                                  | 0.08              | 0.44          | 199  | 80                   |
| 193       | carrot                                  | 0.23              | 2.36          | 713  | 263                  |
| 195       | beet                                    | 0.18              | 1.25          | 497  | 182                  |
| 197       | arum                                    | 0.04              | 0.34          | 180  | 83                   |
| 200       | gourd                                   | 0.04              | 0.17          | 117  | 63                   |
| 201       | bitter gourd                            | 0.04              | 0.42          | 191  | 82                   |
| 205       | snake gourd                             | 0.03              | 0.22          | 154  | 56                   |
| 207       | cauliflower                             | 0.05              | 0.65          | 161  | 65                   |
| 208       | cabbage                                 | 0.29              | 1.90          | 636  | 239                  |
| 210       | brinjal                                 | 0.42              | 3.27          | 839  | 330                  |
| 211       | lady's finger                           | 0.38              | 2.89          | 859  | 322                  |
| 212       | palak/other leafy vegetables            | 0.68              | 3.12          | 899  | 340                  |
| 213       | french beans and barbati                | 0.18              | 2.04          | 513  | 189                  |
| 214       | tomato                                  | 0.56              | 4.21          | 933  | 364                  |
| 215       | peas                                    | 0.03              | 0.77          | 148  | 53                   |
| 216       | chillies (green)                        | 0.11              | 1.78          | 902  | 349                  |
| 218       | plantain (green)                        | 0.17              | 0.88          | 465  | 177                  |
| 221       | lemon (no.)                             | 1.01              | 1.03          | 469  | 187                  |
| 222       | other vegetables                        | 0.30              | 2.96          | 788  | 298                  |
| 229       | vegetables: s.t. (190-222)              | -                 | 40.27         | 948  | 371                  |
| 230       | banana (no.)                            | 4.95              | 4.32          | 723  | 279                  |
| 234       | coconut (no.)                           | 1.27              | 6.16          | 829  | 311                  |
| 237       | orange,mausami (no.)                    | 0.49              | 0.81          | 118  | 54                   |
| 240       | mango                                   | 0.12              | 1.25          | 183  | 71                   |

\* Unless otherwise specified

(Contd.)

NSS Report No. 461: Consumption of Some Important Commodities in India, 1999-2000

**Table 2U : Monthly per capita quantity and value of consumption for food items for each State and UT**

| <b>Urban</b>       |   |                   |               |   |                      |
|--------------------|---|-------------------|---------------|---|----------------------|
| item code          | item                                    | quantity<br>(kg*) | value<br>(Rs) | no.of households<br>reporting consumption |                      |
|                    |   |                   |               | per 1000<br>households                    | sample<br>households |
| (1)                | (2)                                     | (3)               | (4)           | (5)                                       | (6)                  |
| <b>Pondicherry</b> |   |                   |               |   |                      |
| 245                | apple                                   | 0.02              | 0.54          | 81  | 39                   |
| 246                | grapes                                  | 0.03              | 0.98          | 150                                       | 74                   |
| 249                | fruits (fresh) : s.t. (230-247)         | -                 | 14.56         | 912                                       | 344                  |
| 252                | dates                                   | 0.01              | 0.56          | 72  | 29                   |
| 253                | cashewnut                               | 0.00              | 0.51          | 131                                       | 44                   |
| 259                | fruits (dry) : s.t. (250-257)           | 0.03              | 1.52          | 220                                       | 76                   |
| 260                | sugar - P.D.S.                          | 0.32              | 3.99          | 738                                       | 286                  |
| 261                | sugar - other sources                   | 0.34              | 5.23          | 692                                       | 271                  |
| 262                | gur                                     | 0.02              | 0.24          | 104                                       | 36                   |
| 269                | sugar : s.t. (260-264)                  | 0.67              | 9.48          | 906                                       | 352                  |
| 279                | salt                                    | 0.57              | 2.60          | 952                                       | 371                  |
| 280                | turmeric (gm)                           | 19.49             | 0.88          | 907                                       | 348                  |
| 281                | black pepper (gm)                       | 14.65             | 3.64          | 754                                       | 275                  |
| 282                | dry chillies (gm)                       | 78.26             | 3.23          | 945                                       | 368                  |
| 283                | garlic (gm)                             | 79.71             | 2.58          | 910                                       | 350                  |
| 284                | tamarind (gm)                           | 144.52            | 5.05          | 945                                       | 368                  |
| 285                | ginger (gm)                             | 27.70             | 1.30          | 895                                       | 341                  |
| 286                | curry powder (gm)                       | 37.31             | 2.05          | 705                                       | 283                  |
| 287                | oilseeds (gm)                           | 10.29             | 0.46          | 488                                       | 171                  |
| 288                | other spices (gm)                       | 32.13             | 2.50          | 884                                       | 335                  |
| 289                | spices : s.t. (280-288)                 | -                 | 21.70         | 948                                       | 371                  |
| 290                | tea : cups (no.)                        | 4.48              | 8.42          | 355                                       | 144                  |
| 291                | tea : leaf (gm)                         | 32.51             | 4.56          | 663                                       | 250                  |
| 293                | coffee: powder (gm)                     | 20.24             | 3.14          | 376                                       | 149                  |
| 295                | cold beverages: bottled/canned (no.)    | 0.08              | 0.83          | 59  | 28                   |
| 298                | other beverages (cocoa, chocolate etc.) | -                 | 2.39          | 114                                       | 51                   |
| 300                | biscuits                                | 0.05              | 1.65          | 228                                       | 95                   |
| 301                | salted refreshments                     | 0.57              | 3.17          | 341                                       | 134                  |
| 302                | prepared sweets                         | 0.13              | 3.00          | 199                                       | 82                   |
| 303                | cooked meals (no.)                      | 2.29              | 22.07         | 240                                       | 85                   |
| 305                | pickles (gm)                            | 8.57              | 0.80          | 235                                       | 97                   |
| 308                | other processed food                    | -                 | 3.23          | 179                                       | 63                   |
| 309                | beverages etc.: s.t. (290-308)          | -                 | 54.21         | 996                                       | 381                  |
| 888                | total food                              | -                 | 400.00        | 998                                       | 383                  |

\* Unless otherwise specified

**Table 2U : Monthly per capita quantity and value of consumption for food items for each State and UT**

| item code             | item                                    | quantity<br>(kg*) | value<br>(Rs) | Urban                                   |                   |
|-----------------------|---|-------------------|---------------|---|-------------------|
|                       |   |                   |               | no. of households reporting consumption |                   |
|                       |   |                   |               | per 1000 households                     | sample households |
| (1)                   | (2)                                     | (3)               | (4)           | (5)                                     | (6)               |
| <b>Andhra Pradesh</b> |   |                   |               |   |                   |
| 101                   | rice - P.D.S.                           | 1.21              | 5.69          | 289                                     | 1077              |
| 102                   | rice - other sources                    | 8.65              | 103.00        | 920                                     | 3556              |
| 107                   | wheat/atta - P.D.S.                     | 0.27              | 2.16          | 156                                     | 764               |
| 108                   | wheat/atta - other sources              | 0.34              | 3.98          | 373                                     | 1557              |
| 111                   | suji, rawa                              | 0.18              | 2.36          | 473                                     | 1837              |
| 113                   | bread (bakery)                          | 0.03              | 0.60          | 83                                      | 382               |
| 115                   | jowar & products                        | 0.13              | 1.14          | 58                                      | 240               |
| 129                   | cereal: s.t. (101-122)                  | 10.94             | 120.50        | 939                                     | 3627              |
| 140                   | arhar (tur)                             | 0.46              | 13.20         | 907                                     | 3474              |
| 141                   | gram (split)                            | 0.07              | 1.57          | 374                                     | 1570              |
| 143                   | moong                                   | 0.12              | 3.07          | 459                                     | 1857              |
| 144                   | masur                                   | 0.03              | 0.78          | 61                                      | 371               |
| 145                   | urd                                     | 0.16              | 4.48          | 492                                     | 1843              |
| 152                   | besan                                   | 0.02              | 0.37          | 102                                     | 441               |
| 159                   | pulses & pulse products: s.t. (140-153) | 0.87              | 23.78         | 930                                     | 3606              |
| 160                   | milk: liquid (litre)                    | 4.40              | 49.08         | 844                                     | 3296              |
| 163                   | curd                                    | 0.12              | 1.26          | 88                                      | 339               |
| 164                   | ghee                                    | 0.02              | 2.00          | 123                                     | 478               |
| 169                   | milk & milk products: s.t.(160-167)     | -                 | 53.15         | 887                                     | 3428              |
| 172                   | groundnut oil                           | 0.34              | 13.64         | 550                                     | 2136              |
| 174                   | edible oil (others)                     | 0.25              | 8.25          | 410                                     | 1632              |
| 179                   | edible oil: s.t. (170-174)              | 0.60              | 22.22         | 934                                     | 3614              |
| 180                   | eggs (no.)                              | 2.55              | 3.57          | 583                                     | 2294              |
| 181                   | fish, prawn                             | 0.08              | 2.40          | 205                                     | 745               |
| 182                   | goat meat/mutton                        | 0.12              | 11.68         | 420                                     | 1672              |
| 183                   | beef/ buffalo meat                      | 0.05              | 1.79          | 64                                      | 357               |
| 185                   | chicken                                 | 0.12              | 6.97          | 412                                     | 1586              |
| 189                   | egg, fish & meat: s.t. (180-186)        | -                 | 26.51         | 733                                     | 2822              |
| 190                   | potato                                  | 0.38              | 2.80          | 791                                     | 3103              |
| 191                   | onion                                   | 0.72              | 4.07          | 914                                     | 3550              |
| 193                   | carrot                                  | 0.09              | 0.89          | 321                                     | 1384              |
| 197                   | arum                                    | 0.03              | 0.30          | 133                                     | 505               |
| 200                   | gourd                                   | 0.16              | 0.85          | 394                                     | 1555              |
| 201                   | bitter gourd                            | 0.08              | 0.80          | 310                                     | 1167              |
| 202                   | cucumber                                | 0.18              | 0.95          | 390                                     | 1634              |
| 204                   | jhinga / torai                          | 0.20              | 1.56          | 471                                     | 1889              |
| 207                   | cauliflower                             | 0.08              | 0.66          | 199                                     | 827               |
| 208                   | cabbage                                 | 0.17              | 1.34          | 499                                     | 1944              |
| 210                   | brinjal                                 | 0.42              | 2.88          | 821                                     | 3145              |
| 211                   | lady's finger                           | 0.25              | 2.15          | 695                                     | 2596              |
| 212                   | palak/other leafy vegetables            | 0.42              | 2.83          | 839                                     | 3236              |
| 213                   | french beans and barbati                | 0.05              | 0.48          | 178                                     | 768               |
| 214                   | tomato                                  | 0.64              | 4.76          | 904                                     | 3505              |

\* Unless otherwise specified

(Contd.)

NSS Report No. 461: Consumption of Some Important Commodities in India, 1999-2000

**Table 2U : Monthly per capita quantity and value of consumption for food items for each State and UT**

| item code             | item                                    | quantity<br>(kg*) | value<br>(Rs) | Urban                                   |                   |
|-----------------------|---|-------------------|---------------|---|-------------------|
|                       |   |                   |               | no. of households reporting consumption |                   |
|                       |   |                   |               | per 1000 households                     | sample households |
| (1)                   | (2)                                     | (3)               | (4)           | (5)                                     | (6)               |
| <b>Andhra Pradesh</b> |   |                   |               |   |                   |
| 216                   | chillies (green)                        | 0.23              | 2.27          | 896                                     | 3465              |
| 218                   | plantain (green)                        | 0.05              | 0.22          | 128                                     | 479               |
| 221                   | lemon (no.)                             | 0.79              | 0.48          | 354                                     | 1507              |
| 222                   | other vegetables                        | 0.27              | 1.84          | 490                                     | 1887              |
| 229                   | vegetables: s.t. (190-222)              | -                 | 32.66         | 934                                     | 3620              |
| 230                   | banana (no.)                            | 5.17              | 3.87          | 719                                     | 2858              |
| 234                   | coconut (no.)                           | 0.30              | 1.65          | 367                                     | 1334              |
| 235                   | guava                                   | 0.06              | 0.36          | 162                                     | 636               |
| 237                   | orange,mausami (no.)                    | 0.37              | 0.56          | 81                                      | 378               |
| 240                   | mango                                   | 0.15              | 1.64          | 126                                     | 503               |
| 246                   | grapes                                  | 0.04              | 0.95          | 148                                     | 632               |
| 249                   | fruits (fresh) : s.t. (230-247)         | -                 | 10.13         | 816                                     | 3208              |
| 250                   | coconut (copra)                         | 0.11              | 1.14          | 285                                     | 1254              |
| 251                   | groundnut                               | 0.09              | 1.28          | 317                                     | 1230              |
| 259                   | fruits (dry) : s.t. (250-257)           | 0.23              | 3.00          | 444                                     | 1821              |
| 260                   | sugar - P.D.S.                          | 0.39              | 4.73          | 612                                     | 2456              |
| 261                   | sugar - other sources                   | 0.26              | 4.14          | 514                                     | 1912              |
| 262                   | gur                                     | 0.02              | 0.30          | 106                                     | 427               |
| 269                   | sugar : s.t. (260-264)                  | 0.67              | 9.20          | 886                                     | 3458              |
| 279                   | salt                                    | 0.37              | 1.43          | 935                                     | 3614              |
| 280                   | turmeric (gm)                           | 19.61             | 1.02          | 844                                     | 3317              |
| 281                   | black pepper (gm)                       | 2.20              | 0.40          | 172                                     | 672               |
| 282                   | dry chillies (gm)                       | 69.35             | 2.82          | 902                                     | 3499              |
| 283                   | garlic (gm)                             | 41.12             | 1.62          | 861                                     | 3307              |
| 284                   | tamarind (gm)                           | 130.60            | 4.04          | 918                                     | 3560              |
| 285                   | ginger (gm)                             | 32.70             | 1.28          | 772                                     | 3068              |
| 286                   | curry powder (gm)                       | 30.09             | 2.07          | 494                                     | 1801              |
| 287                   | oilseeds (gm)                           | 3.31              | 0.16          | 118                                     | 595               |
| 288                   | other spices (gm)                       | 37.38             | 2.94          | 771                                     | 2978              |
| 289                   | spices : s.t. (280-288)                 | -                 | 16.35         | 935                                     | 3621              |
| 290                   | tea : cups (no.)                        | 7.21              | 10.15         | 560                                     | 2196              |
| 291                   | tea : leaf (gm)                         | 48.08             | 6.84          | 712                                     | 2850              |
| 293                   | coffee: powder (gm)                     | 13.26             | 1.87          | 151                                     | 606               |
| 295                   | cold beverages: bottled/canned (no.)    | 0.68              | 0.61          | 41                                      | 205               |
| 297                   | coconut: green (no.)                    | 0.13              | 0.63          | 101                                     | 435               |
| 298                   | other beverages (cocoa, chocolate etc.) | -                 | 1.24          | 66                                      | 229               |
| 300                   | biscuits                                | 0.58              | 1.42          | 209                                     | 781               |
| 301                   | salted refreshments                     | 0.80              | 2.42          | 237                                     | 917               |
| 302                   | prepared sweets                         | 0.16              | 1.73          | 151                                     | 627               |
| 303                   | cooked meals (no.)                      | 1.14              | 10.83         | 105                                     | 328               |
| 305                   | pickles (gm)                            | 22.76             | 1.60          | 360                                     | 1370              |
| 308                   | other processed food                    | -                 | 8.19          | 380                                     | 1362              |
| 309                   | beverages etc.: s.t. (290-308)          | -                 | 48.00         | 989                                     | 3767              |

\* Unless otherwise specified

(Contd.)

NSS Report No. 461: Consumption of Some Important Commodities in India, 1999-2000



**Table 2U : Monthly per capita quantity and value of consumption for food items for each State and UT**

| item code | item  | quantity<br>(kg*) | value<br>(Rs) | Urban                                  |                   |
|-----------|---|-------------------|---------------|--|-------------------|
|           |   |                   |               | no.of households reporting consumption |                   |
|           |   |                   |               | per 1000 households                    | sample households |
| (1)       | (2)   | (3)               | (4)           | (5)                                    | (6)               |
|           | <b>Andhra Pradesh</b>                             |                   |               |  |                   |
| 888       | total food  | -                 | 367.00        | 998                                    | 3799              |
|           | <b>Arunachal Pradesh</b>                          |                   |               |  |                   |
| 101       | rice - P.D.S.                                     | 9.05              | 94.42         | 850                                    | 192               |
| 102       | rice - other sources                              | 2.23              | 28.05         | 294                                    | 71                |
| 103       | chira   | 0.06              | 1.36          | 125                                    | 30                |
| 107       | wheat/atta - P.D.S.                               | 0.61              | 4.93          | 241                                    | 55                |
| 108       | wheat/atta - other sources                        | 0.86              | 9.42          | 375                                    | 97                |
| 113       | bread (bakery)                                    | 1.14              | 2.00          | 216                                    | 52                |
| 129       | cereal: s.t. (101-122)                            | 14.11             | 142.00        | 997                                    | 232               |
| 139       | cereal substitutes (tapioca, jackfruit seed etc.) | 0.14              | 0.90          | 70                                     | 19                |
| 140       | arhar (tur)                                       | 0.06              | 1.75          | 118                                    | 38                |
| 143       | moong   | 1.33              | 3.81          | 246                                    | 67                |
| 144       | masur   | 0.84              | 13.27         | 791                                    | 173               |
| 150       | other pulses                                      | 0.07              | 1.00          | 103                                    | 23                |
| 151       | gram products                                     | 0.01              | 0.92          | 36                                     | 8                 |
| 159       | pulses & pulse products: s.t. (140-153)           | 2.38              | 21.91         | 930                                    | 219               |
| 160       | milk: liquid (litre)                              | 1.89              | 21.69         | 363                                    | 98                |
| 161       | baby food   | 0.02              | 1.30          | 32                                     | 8                 |
| 162       | milk : condensed/ powder                          | 1.84              | 12.02         | 368                                    | 78                |
| 164       | ghee  | 0.31              | 1.76          | 65                                     | 20                |
| 167       | other milk products                               | 0.02              | 1.93          | 66                                     | 17                |
| 169       | milk & milk products: s.t.(160-167)               | -                 | 39.15         | 729                                    | 174               |
| 171       | mustard oil                                       | 4.16              | 24.29         | 910                                    | 207               |
| 174       | edible oil (others)                               | 0.17              | 2.09          | 98                                     | 36                |
| 179       | edible oil: s.t. (170-174)                        | 4.37              | 27.24         | 958                                    | 225               |
| 180       | eggs (no.)  | 2.90              | 6.99          | 525                                    | 121               |
| 181       | fish, prawn                                       | 1.19              | 25.70         | 638                                    | 158               |
| 182       | goat meat/mutton                                  | 0.77              | 12.61         | 372                                    | 85                |
| 183       | beef/ buffalo meat                                | 0.29              | 5.52          | 212                                    | 46                |
| 184       | pork  | 0.10              | 5.64          | 153                                    | 34                |
| 185       | chicken   | 0.16              | 13.68         | 323                                    | 92                |
| 189       | egg, fish & meat: s.t. (180-186)                  | -                 | 70.30         | 949                                    | 221               |
| 190       | potato  | 1.75              | 12.50         | 956                                    | 222               |
| 191       | onion   | 2.85              | 5.40          | 908                                    | 214               |
| 192       | radish  | 0.06              | 0.41          | 107                                    | 35                |
| 198       | pumpkin   | 0.46              | 2.79          | 294                                    | 63                |
| 201       | bitter gourd                                      | 0.07              | 0.90          | 214                                    | 45                |
| 202       | cucumber  | 0.09              | 0.86          | 162                                    | 39                |
| 203       | parwal / patal                                    | 0.05              | 0.78          | 158                                    | 35                |
| 204       | jhinga / torai                                    | 0.07              | 0.74          | 114                                    | 32                |
| 206       | papaya (green)                                    | 0.15              | 0.54          | 134                                    | 41                |
| 207       | cauliflower                                       | 0.19              | 2.08          | 208                                    | 67                |
| 208       | cabbage   | 0.28              | 2.83          | 315                                    | 90                |

\* Unless otherwise specified

(Contd.)

NSS Report No. 461: Consumption of Some Important Commodities in India, 1999-2000

**Table 2U : Monthly per capita quantity and value of consumption for food items for each State and UT**

| item code                | item                            | quantity<br>(kg*) | value<br>(Rs) | Urban                                  |                   |
|--------------------------|---------------------------------|-------------------|---------------|--|-------------------|
|                          |                                 |                   |               | no.of households reporting consumption |                   |
|                          |                                 |                   |               | per 1000 households                    | sample households |
| (1)                      | (2)                             | (3)               | (4)           | (5)                                    | (6)               |
| <b>Arunachal Pradesh</b> |                                 |                   |               |  |                   |
| 210                      | brinjal                         | 0.45              | 3.33          | 595                                    | 135               |
| 211                      | lady's finger                   | 0.28              | 2.49          | 362                                    | 81                |
| 212                      | palak/other leafy vegetables    | 1.69              | 10.02         | 583                                    | 136               |
| 213                      | french beans and barbati        | 0.12              | 0.81          | 129                                    | 35                |
| 214                      | tomato                          | 0.28              | 5.17          | 537                                    | 128               |
| 216                      | chillies (green)                | 4.51              | 7.30          | 846                                    | 186               |
| 221                      | lemon (no.)                     | 0.50              | 0.61          | 213                                    | 54                |
| 222                      | other vegetables                | 0.70              | 4.99          | 302                                    | 73                |
| 229                      | vegetables: s.t. (190-222)      | -                 | 66.27         | 997                                    | 232               |
| 230                      | banana (no.)                    | 3.92              | 3.89          | 430                                    | 103               |
| 232                      | watermelon                      | 0.04              | 0.78          | 35                                     | 7                 |
| 233                      | pineapple (no.)                 | 0.06              | 0.70          | 76                                     | 20                |
| 237                      | orange,mausami (no.)            | 0.18              | 1.04          | 109                                    | 18                |
| 240                      | mango                           | 0.07              | 1.25          | 65                                     | 16                |
| 242                      | pears (naspati)                 | 0.07              | 0.72          | 83                                     | 10                |
| 245                      | apple                           | 0.05              | 1.92          | 115                                    | 44                |
| 246                      | grapes                          | 0.02              | 1.02          | 59                                     | 17                |
| 247                      | other fresh fruits              | -                 | 1.29          | 70                                     | 19                |
| 249                      | fruits (fresh) : s.t. (230-247) | -                 | 13.37         | 627                                    | 144               |
| 256                      | raisin (kishmish, monacca etc.) | 0.01              | 0.51          | 14                                     | 4                 |
| 257                      | other dry fruits                | 0.04              | 0.59          | 65                                     | 15                |
| 259                      | fruits (dry) : s.t. (250-257)   | 0.09              | 1.54          | 138                                    | 39                |
| 260                      | sugar - P.D.S.                  | 5.24              | 6.15          | 703                                    | 168               |
| 261                      | sugar - other sources           | 0.24              | 3.99          | 367                                    | 84                |
| 269                      | sugar : s.t. (260-264)          | 5.48              | 10.22         | 976                                    | 227               |
| 279                      | salt                            | 1.18              | 2.34          | 953                                    | 221               |
| 280                      | turmeric (gm)                   | 33.56             | 3.15          | 679                                    | 156               |
| 282                      | dry chillies (gm)               | 10.79             | 0.83          | 166                                    | 44                |
| 283                      | garlic (gm)                     | 32.11             | 1.94          | 432                                    | 110               |
| 285                      | ginger (gm)                     | 54.48             | 2.07          | 517                                    | 119               |
| 288                      | other spices (gm)               | 32.03             | 4.03          | 485                                    | 116               |
| 289                      | spices : s.t. (280 -288)        | -                 | 12.88         | 925                                    | 216               |
| 290                      | tea : cups (no.)                | 3.35              | 6.38          | 191                                    | 50                |
| 291                      | tea : leaf (gm)                 | 75.70             | 11.49         | 927                                    | 213               |
| 296                      | fruit juice and shake (glass)   | 0.06              | 0.56          | 20                                     | 2                 |
| 300                      | biscuits                        | 3.30              | 6.77          | 543                                    | 127               |
| 301                      | salted refreshments             | 1.67              | 2.34          | 198                                    | 47                |
| 302                      | prepared sweets                 | 0.11              | 1.08          | 102                                    | 29                |
| 305                      | pickles (gm)                    | 7.26              | 0.63          | 38                                     | 6                 |
| 308                      | other processed food            | -                 | 1.16          | 96                                     | 26                |
| 309                      | beverages etc.: s.t. (290-308)  | -                 | 31.52         | 994                                    | 230               |
| 888                      | total food                      | -                 | 440.00        | 1000                                   | 233               |

\* Unless otherwise specified

(Contd.)

NSS Report No. 461: Consumption of Some Important Commodities in India, 1999-2000

**Table 2U : Monthly per capita quantity and value of consumption for food items for each State and UT**

| <b>Urban</b> |   |                   |               |   |                      |
|--------------|---|-------------------|---------------|---|----------------------|
| item code    | item  | quantity<br>(kg*) | value<br>(Rs) | no.of households<br>reporting consumption |                      |
|              |   |                   |               | per 1000<br>households                    | sample<br>households |
| (1)          | (2)   | (3)               | (4)           | (5)                                       | (6)                  |
| <b>Assam</b> |   |                   |               |   |                      |
| 101          | rice - P.D.S.                               | 0.57              | 4.52          | 182                                       | 125                  |
| 102          | rice - other sources                        | 10.08             | 129.27        | 934                                       | 784                  |
| 103          | chira                                       | 0.19              | 2.35          | 314                                       | 268                  |
| 105          | muri  | 0.07              | 1.57          | 251                                       | 204                  |
| 108          | wheat/atta - other sources                  | 0.96              | 10.40         | 639                                       | 515                  |
| 110          | maida                                       | 0.04              | 0.51          | 128                                       | 107                  |
| 111          | suji, rawa                                  | 0.05              | 0.57          | 153                                       | 120                  |
| 113          | bread (bakery)                              | 0.23              | 3.62          | 316                                       | 283                  |
| 129          | cereal: s.t. (101-122)                      | 12.26             | 153.87        | 938                                       | 788                  |
| 140          | arhar (tur)                                 | 0.04              | 1.47          | 176                                       | 161                  |
| 141          | gram (split)                                | 0.03              | 0.68          | 114                                       | 108                  |
| 143          | moong                                       | 0.14              | 4.08          | 435                                       | 368                  |
| 144          | masur                                       | 0.46              | 12.25         | 878                                       | 731                  |
| 147          | soyabean                                    | 0.02              | 0.56          | 139                                       | 128                  |
| 159          | pulses & pulse products: s.t. (140-153)     | 0.75              | 20.37         | 923                                       | 779                  |
| 160          | milk: liquid (litre)                        | 2.14              | 30.76         | 493                                       | 446                  |
| 161          | baby food                                   | 0.02              | 2.24          | 63  | 49                   |
| 162          | milk : condensed/ powder                    | 0.32              | 6.09          | 271                                       | 211                  |
| 164          | ghee  | 0.01              | 2.35          | 78  | 74                   |
| 165          | butter                                      | 0.15              | 0.84          | 84  | 89                   |
| 169          | milk & milk products: s.t.(160-167)         | -                 | 43.07         | 710                                       | 609                  |
| 170          | vanaspati, margarine                        | 0.02              | 1.27          | 148                                       | 122                  |
| 171          | mustard oil                                 | 0.49              | 22.62         | 907                                       | 762                  |
| 174          | edible oil (others)                         | 0.03              | 1.47          | 73  | 47                   |
| 179          | edible oil: s.t. (170-174)                  | 0.55              | 25.64         | 936                                       | 785                  |
| 180          | eggs (no.)                                  | 2.72              | 5.93          | 585                                       | 521                  |
| 181          | fish, prawn                                 | 0.79              | 42.55         | 862                                       | 708                  |
| 182          | goat meat/mutton                            | 0.10              | 9.85          | 342                                       | 294                  |
| 183          | beef/ buffalo meat                          | 0.01              | 0.63          | 42  | 26                   |
| 184          | pork  | 0.01              | 0.54          | 26  | 48                   |
| 185          | chicken                                     | 0.12              | 8.74          | 298                                       | 263                  |
| 186          | others (birds, crab, oyster, tortoise etc.) | 0.01              | 0.90          | 97  | 92                   |
| 189          | egg, fish & meat: s.t. (180-186)            | -                 | 69.15         | 907                                       | 747                  |
| 190          | potato                                      | 1.31              | 8.48          | 937                                       | 787                  |
| 191          | onion                                       | 0.37              | 3.97          | 888                                       | 746                  |
| 192          | radish                                      | 0.16              | 1.06          | 241                                       | 203                  |
| 193          | carrot                                      | 0.06              | 0.73          | 177                                       | 171                  |
| 195          | beet  | 0.01              | 0.56          | 22  | 19                   |
| 197          | arum  | 0.14              | 0.81          | 263                                       | 210                  |
| 198          | pumpkin                                     | 0.40              | 2.07          | 498                                       | 416                  |
| 200          | gourd                                       | 0.25              | 1.24          | 277                                       | 261                  |
| 201          | bitter gourd                                | 0.09              | 0.86          | 290                                       | 261                  |
| 202          | cucumber                                    | 0.17              | 1.27          | 261                                       | 235                  |

\* Unless otherwise specified

(Contd.)

NSS Report No. 461: Consumption of Some Important Commodities in India, 1999-2000

**Table 2U : Monthly per capita quantity and value of consumption for food items for each State and UT**

| item code    | item                                 | quantity<br>(kg*) | value<br>(Rs) | Urban                                   |                   |
|--------------|--------------------------------------|-------------------|---------------|---|-------------------|
|              |                                      |                   |               | no. of households reporting consumption |                   |
|              |                                      |                   |               | per 1000 households                     | sample households |
| (1)          | (2)                                  | (3)               | (4)           | (5)                                     | (6)               |
| <b>Assam</b> |                                      |                   |               |   |                   |
| 203          | parwal / patal                       | 0.16              | 1.80          | 297                                     | 262               |
| 204          | jhinga / torai                       | 0.27              | 2.25          | 353                                     | 313               |
| 206          | papaya (green)                       | 0.25              | 1.16          | 362                                     | 340               |
| 207          | cauliflower                          | 0.27              | 2.26          | 296                                     | 265               |
| 208          | cabbage                              | 0.31              | 2.01          | 339                                     | 324               |
| 210          | brinjal                              | 0.43              | 2.88          | 663                                     | 560               |
| 211          | lady's finger                        | 0.08              | 0.75          | 207                                     | 198               |
| 212          | palak/other leafy vegetables         | 0.40              | 2.61          | 582                                     | 499               |
| 213          | french beans and barbati             | 0.06              | 0.75          | 183                                     | 192               |
| 214          | tomato                               | 0.13              | 1.48          | 319                                     | 326               |
| 216          | chillies (green)                     | 0.26              | 3.57          | 824                                     | 691               |
| 221          | lemon (no.)                          | 1.23              | 1.22          | 409                                     | 358               |
| 222          | other vegetables                     | 0.62              | 4.04          | 492                                     | 398               |
| 229          | vegetables: s.t. (190-222)           | -                 | 48.78         | 938                                     | 788               |
| 230          | banana (no.)                         | 3.98              | 3.89          | 508                                     | 408               |
| 234          | coconut (no.)                        | 0.09              | 0.61          | 127                                     | 89                |
| 237          | orange,mausami (no.)                 | 0.47              | 1.07          | 121                                     | 119               |
| 240          | mango                                | 0.07              | 1.38          | 98                                      | 93                |
| 245          | apple                                | 0.07              | 2.71          | 149                                     | 145               |
| 246          | grapes                               | 0.11              | 1.12          | 84                                      | 55                |
| 247          | other fresh fruits                   | -                 | 0.59          | 106                                     | 86                |
| 249          | fruits (fresh) : s.t. (230-247)      | -                 | 12.32         | 673                                     | 573               |
| 259          | fruits (dry) : s.t. (250-257)        | 0.03              | 0.65          | 57                                      | 66                |
| 260          | sugar - P.D.S.                       | 0.25              | 3.42          | 487                                     | 399               |
| 261          | sugar - other sources                | 0.37              | 6.80          | 706                                     | 598               |
| 269          | sugar : s.t. (260-264)               | 0.64              | 10.53         | 908                                     | 759               |
| 279          | salt                                 | 0.32              | 1.73          | 938                                     | 788               |
| 280          | turmeric (gm)                        | 52.97             | 3.80          | 934                                     | 786               |
| 281          | black pepper (gm)                    | 2.04              | 0.44          | 121                                     | 109               |
| 282          | dry chillies (gm)                    | 14.13             | 1.11          | 425                                     | 360               |
| 283          | garlic (gm)                          | 29.04             | 1.34          | 658                                     | 576               |
| 285          | ginger (gm)                          | 32.32             | 1.18          | 655                                     | 580               |
| 286          | curry powder (gm)                    | 9.69              | 1.08          | 205                                     | 162               |
| 287          | oilseeds (gm)                        | 3.26              | 0.18          | 109                                     | 87                |
| 288          | other spices (gm)                    | 35.18             | 3.32          | 667                                     | 575               |
| 289          | spices : s.t. (280-288)              | -                 | 12.48         | 937                                     | 787               |
| 290          | tea : cups (no.)                     | 7.45              | 9.22          | 641                                     | 541               |
| 291          | tea : leaf (gm)                      | 81.74             | 9.08          | 878                                     | 733               |
| 295          | cold beverages: bottled/canned (no.) | 0.07              | 0.72          | 39                                      | 45                |
| 300          | biscuits                             | 5.29              | 11.32         | 768                                     | 638               |
| 301          | salted refreshments                  | 0.25              | 2.37          | 287                                     | 280               |
| 302          | prepared sweets                      | 2.10              | 3.93          | 247                                     | 246               |
| 303          | cooked meals (no.)                   | 1.07              | 11.47         | 104                                     | 103               |

\* Unless otherwise specified

(Contd.)

NSS Report No. 461: Consumption of Some Important Commodities in India, 1999-2000

**Table 2U : Monthly per capita quantity and value of consumption for food items for each State and UT**

| item code    | item                                    | quantity<br>(kg*) | value<br>(Rs) | Urban                                     |                      |
|--------------|---|-------------------|---------------|---|----------------------|
|              |   |                   |               | no.of households<br>reporting consumption |                      |
|              |   |                   |               | per 1000<br>households                    | sample<br>households |
| (1)          | (2)                                     | (3)               | (4)           | (5)                                       | (6)                  |
| <b>Assam</b> |   |                   |               |   |                      |
| 305          | pickles (gm)                            | 6.77              | 0.76          | 110                                       | 101                  |
| 307          | jam, jelly (gm)                         | 4.01              | 0.50          | 49  | 58                   |
| 308          | other processed food                    | -                 | 1.69          | 153                                       | 143                  |
| 309          | beverages etc.: s.t. (290-308)          | -                 | 52.22         | 996                                       | 847                  |
| 888          | total food                              | -                 | 451.00        | 1000                                      | 852                  |
| <b>Bihar</b> |   |                   |               |   |                      |
| 101          | rice - P.D.S.                           | 0.07              | 0.69          | 25  | 50                   |
| 102          | rice - other sources                    | 6.27              | 69.80         | 957                                       | 2188                 |
| 103          | chira                                   | 0.20              | 2.41          | 315                                       | 755                  |
| 105          | muri                                    | 0.04              | 0.80          | 116                                       | 257                  |
| 107          | wheat/atta - P.D.S.                     | 0.16              | 1.12          | 55  | 110                  |
| 108          | wheat/atta - other sources              | 5.72              | 50.18         | 908                                       | 2108                 |
| 110          | maida                                   | 0.04              | 0.46          | 119                                       | 317                  |
| 111          | suji, rawa                              | 0.07              | 0.81          | 261                                       | 606                  |
| 112          | sewai, noodles                          | 0.02              | 0.55          | 130                                       | 330                  |
| 113          | bread (bakery)                          | 0.05              | 1.07          | 131                                       | 352                  |
| 129          | cereal: s.t. (101-122)                  | 12.70             | 128.31        | 969                                       | 2212                 |
| 140          | arhar (tur)                             | 0.22              | 6.28          | 483                                       | 1217                 |
| 141          | gram (split)                            | 0.11              | 2.17          | 318                                       | 751                  |
| 142          | gram (whole)                            | 0.07              | 1.11          | 206                                       | 486                  |
| 143          | moong                                   | 0.06              | 1.76          | 221                                       | 600                  |
| 144          | masur                                   | 0.37              | 8.01          | 739                                       | 1623                 |
| 152          | besan                                   | 0.04              | 0.88          | 166                                       | 455                  |
| 159          | pulses & pulse products: s.t. (140-153) | 0.93              | 21.22         | 949                                       | 2186                 |
| 160          | milk: liquid (litre)                    | 3.40              | 42.61         | 681                                       | 1606                 |
| 161          | baby food                               | 0.01              | 0.62          | 20  | 46                   |
| 162          | milk : condensed/ powder                | 0.01              | 0.64          | 37  | 91                   |
| 163          | curd                                    | 0.03              | 0.50          | 53  | 136                  |
| 164          | ghee                                    | 0.02              | 2.81          | 126                                       | 356                  |
| 169          | milk & milk products: s.t.(160-167)     | -                 | 47.70         | 721                                       | 1683                 |
| 170          | vanaspati, margarine                    | 0.06              | 2.72          | 288                                       | 677                  |
| 171          | mustard oil                             | 0.42              | 17.40         | 924                                       | 2115                 |
| 174          | edible oil (others)                     | 0.03              | 1.66          | 70  | 183                  |
| 179          | edible oil: s.t. (170-174)              | 0.52              | 22.23         | 961                                       | 2197                 |
| 180          | eggs (no.)                              | 1.29              | 2.39          | 248                                       | 595                  |
| 181          | fish, prawn                             | 0.16              | 6.02          | 421                                       | 962                  |
| 182          | goat meat/mutton                        | 0.08              | 7.43          | 256                                       | 665                  |
| 183          | beef/ buffalo meat                      | 0.04              | 1.21          | 61  | 141                  |
| 185          | chicken                                 | 0.04              | 2.59          | 139                                       | 306                  |
| 189          | egg, fish & meat: s.t. (180-186)        | -                 | 19.81         | 669                                       | 1537                 |
| 190          | potato                                  | 2.68              | 12.28         | 961                                       | 2196                 |
| 191          | onion                                   | 0.72              | 5.05          | 918                                       | 2112                 |
| 192          | radish                                  | 0.22              | 0.71          | 286                                       | 697                  |

\* Unless otherwise specified

(Contd.)

NSS Report No. 461: Consumption of Some Important Commodities in India, 1999-2000

**Table 2U : Monthly per capita quantity and value of consumption for food items for each State and UT**

| item code    | item                                 | quantity<br>(kg*) | value<br>(Rs) | Urban                                   |                   |
|--------------|--------------------------------------|-------------------|---------------|---|-------------------|
|              |                                      |                   |               | no. of households reporting consumption |                   |
|              |                                      |                   |               | per 1000 households                     | sample households |
| (1)          | (2)                                  | (3)               | (4)           | (5)                                     | (6)               |
| <b>Bihar</b> |                                      |                   |               |   |                   |
| 198          | pumpkin                              | 0.27              | 1.03          | 244                                     | 601               |
| 200          | gourd                                | 0.18              | 0.71          | 145                                     | 324               |
| 201          | bitter gourd                         | 0.08              | 0.68          | 181                                     | 389               |
| 203          | parwal / patal                       | 0.23              | 2.07          | 373                                     | 849               |
| 204          | jhinga / torai                       | 0.39              | 1.85          | 320                                     | 678               |
| 207          | cauliflower                          | 0.31              | 1.96          | 324                                     | 804               |
| 208          | cabbage                              | 0.28              | 1.21          | 276                                     | 647               |
| 210          | brinjal                              | 0.42              | 2.51          | 611                                     | 1420              |
| 211          | lady's finger                        | 0.34              | 1.92          | 408                                     | 933               |
| 212          | palak/other leafy vegetables         | 0.32              | 1.10          | 347                                     | 876               |
| 213          | french beans and barbati             | 0.05              | 0.41          | 113                                     | 240               |
| 214          | tomato                               | 0.29              | 1.82          | 433                                     | 1082              |
| 216          | chillies (green)                     | 0.08              | 1.21          | 657                                     | 1537              |
| 221          | lemon (no.)                          | 0.88              | 0.76          | 354                                     | 897               |
| 222          | other vegetables                     | 0.13              | 0.66          | 163                                     | 417               |
| 229          | vegetables: s.t. (190-222)           | -                 | 39.49         | 964                                     | 2204              |
| 230          | banana (no.)                         | 3.61              | 1.98          | 387                                     | 945               |
| 235          | guava                                | 0.06              | 0.49          | 138                                     | 377               |
| 240          | mango                                | 0.13              | 1.57          | 96                                      | 223               |
| 245          | apple                                | 0.08              | 2.10          | 185                                     | 469               |
| 249          | fruits (fresh) : s.t. (230-247)      | -                 | 8.06          | 620                                     | 1450              |
| 253          | cashewnut                            | 0.00              | 0.67          | 29                                      | 87                |
| 256          | raisin (kishmish, monacca etc.)      | 0.01              | 0.81          | 60                                      | 217               |
| 259          | fruits (dry) : s.t. (250-257)        | 0.05              | 2.81          | 125                                     | 385               |
| 260          | sugar - P.D.S.                       | 0.21              | 2.70          | 344                                     | 753               |
| 261          | sugar - other sources                | 0.44              | 7.24          | 747                                     | 1732              |
| 269          | sugar : s.t. (260-264)               | 0.67              | 10.30         | 919                                     | 2099              |
| 279          | salt                                 | 0.29              | 1.42          | 956                                     | 2177              |
| 280          | turmeric (gm)                        | 45.14             | 2.09          | 908                                     | 2090              |
| 281          | black pepper (gm)                    | 6.46              | 1.54          | 465                                     | 1094              |
| 282          | dry chillies (gm)                    | 31.62             | 1.66          | 759                                     | 1805              |
| 283          | garlic (gm)                          | 41.62             | 1.31          | 759                                     | 1795              |
| 285          | ginger (gm)                          | 17.70             | 0.61          | 472                                     | 1131              |
| 287          | oilseeds (gm)                        | 10.64             | 0.33          | 294                                     | 672               |
| 288          | other spices (gm)                    | 50.79             | 3.61          | 863                                     | 1968              |
| 289          | spices : s.t. (280-288)              | -                 | 11.45         | 960                                     | 2195              |
| 290          | tea : cups (no.)                     | 5.18              | 5.87          | 570                                     | 1267              |
| 291          | tea : leaf (gm)                      | 43.81             | 5.88          | 722                                     | 1673              |
| 295          | cold beverages: bottled/canned (no.) | 0.06              | 0.57          | 36                                      | 102               |
| 300          | biscuits                             | 0.98              | 3.60          | 529                                     | 1237              |
| 301          | salted refreshments                  | 0.30              | 2.96          | 308                                     | 737               |
| 302          | prepared sweets                      | 0.17              | 3.20          | 236                                     | 558               |
| 303          | cooked meals (no.)                   | 0.72              | 7.27          | 103                                     | 215               |

\* Unless otherwise specified

(Contd.)

NSS Report No. 461: Consumption of Some Important Commodities in India, 1999-2000

**Table 2U : Monthly per capita quantity and value of consumption for food items for each State and UT**

| item code    | item                                    | quantity<br>(kg*) | value<br>(Rs) | Urban                                   |                   |
|--------------|---|-------------------|---------------|---|-------------------|
|              |   |                   |               | no. of households reporting consumption |                   |
|              |   |                   |               | per 1000 households                     | sample households |
| (1)          | (2)                                     | (3)               | (4)           | (5)                                     | (6)               |
| <b>Bihar</b> |   |                   |               |   |                   |
| 308          | other processed food                    | -                 | 0.67          | 67                                      | 183               |
| 309          | beverages etc.: s.t. (290-308)          | -                 | 31.70         | 969                                     | 2196              |
| 888          | total food                              | -                 | 345.00        | 1000                                    | 2279              |
| <b>Goa</b>   |   |                   |               |   |                   |
| 101          | rice - P.D.S.                           | 2.85              | 28.84         | 602                                     | 170               |
| 102          | rice - other sources                    | 3.57              | 48.18         | 837                                     | 245               |
| 103          | chira                                   | 0.11              | 1.46          | 253                                     | 65                |
| 107          | wheat/atta - P.D.S.                     | 1.38              | 11.87         | 482                                     | 136               |
| 108          | wheat/atta - other sources              | 0.97              | 11.49         | 471                                     | 144               |
| 110          | maida                                   | 0.05              | 0.88          | 197                                     | 48                |
| 111          | suji, rawa                              | 0.26              | 3.98          | 694                                     | 202               |
| 112          | sewai, noodles                          | 0.04              | 1.09          | 162                                     | 55                |
| 113          | bread (bakery)                          | 0.68              | 13.71         | 624                                     | 185               |
| 115          | jowar & products                        | 0.21              | 2.18          | 91                                      | 23                |
| 129          | cereal: s.t. (101-122)                  | 10.15             | 124.07        | 994                                     | 282               |
| 140          | arhar (tur)                             | 0.36              | 12.64         | 844                                     | 242               |
| 141          | gram (split)                            | 0.10              | 2.46          | 366                                     | 103               |
| 142          | gram (whole)                            | 0.08              | 1.67          | 300                                     | 78                |
| 143          | moong                                   | 0.17              | 4.73          | 658                                     | 182               |
| 144          | masur                                   | 0.12              | 3.27          | 455                                     | 136               |
| 145          | urd                                     | 0.06              | 1.72          | 258                                     | 60                |
| 146          | peas                                    | 0.08              | 1.63          | 315                                     | 98                |
| 152          | besan                                   | 0.08              | 1.83          | 365                                     | 115               |
| 159          | pulses & pulse products: s.t. (140-153) | 1.06              | 30.20         | 946                                     | 272               |
| 160          | milk: liquid (litre)                    | 4.22              | 62.44         | 832                                     | 249               |
| 161          | baby food                               | 0.03              | 1.21          | 46                                      | 13                |
| 162          | milk : condensed/ powder                | 0.03              | 3.18          | 67                                      | 15                |
| 163          | curd                                    | 0.06              | 1.32          | 80                                      | 24                |
| 164          | ghee                                    | 0.09              | 3.65          | 175                                     | 47                |
| 165          | butter                                  | 0.01              | 1.24          | 108                                     | 37                |
| 169          | milk & milk products: s.t.(160-167)     | -                 | 73.48         | 898                                     | 262               |
| 170          | vanaspati, margarine                    | 0.05              | 2.77          | 165                                     | 57                |
| 171          | mustard oil                             | 0.01              | 0.62          | 37                                      | 9                 |
| 172          | groundnut oil                           | 0.10              | 5.79          | 159                                     | 47                |
| 173          | coconut oil                             | 0.02              | 1.25          | 51                                      | 20                |
| 174          | edible oil (others)                     | 0.35              | 17.26         | 732                                     | 204               |
| 179          | edible oil: s.t. (170-174)              | 0.54              | 27.69         | 991                                     | 281               |
| 180          | eggs (no.)                              | 4.39              | 7.34          | 766                                     | 219               |
| 181          | fish, prawn                             | 1.90              | 71.73         | 934                                     | 261               |
| 182          | goat meat/mutton                        | 0.09              | 8.62          | 268                                     | 76                |
| 183          | beef/ buffalo meat                      | 0.09              | 3.82          | 179                                     | 55                |
| 185          | chicken                                 | 0.23              | 13.85         | 597                                     | 168               |
| 189          | egg, fish & meat: s.t. (180-186)        | -                 | 106.19        | 952                                     | 270               |

\* Unless otherwise specified

(Contd.)

NSS Report No. 461: Consumption of Some Important Commodities in India, 1999-2000

**Table 2U : Monthly per capita quantity and value of consumption for food items for each State and UT**

| <b>Urban</b> |                                 |                   |               |  |                      |
|--------------|---------------------------------|-------------------|---------------|--|----------------------|
| item code    | item                            | quantity<br>(kg*) | value<br>(Rs) | no. of households<br>reporting consumption |                      |
|              |                                 |                   |               | per 1000<br>households                     | sample<br>households |
| (1)          | (2)                             | (3)               | (4)           | (5)  | (6)                  |
| <b>Goa</b>   |                                 |                   |               |  |                      |
| 190          | potato                          | 0.69              | 6.56          | 965  | 273                  |
| 191          | onion                           | 0.93              | 8.73          | 989  | 281                  |
| 192          | radish                          | 0.07              | 0.69          | 243  | 84                   |
| 193          | carrot                          | 0.07              | 0.88          | 311  | 91                   |
| 195          | beet                            | 0.04              | 0.57          | 192  | 53                   |
| 198          | pumpkin                         | 0.04              | 0.42          | 133  | 47                   |
| 202          | cucumber                        | 0.08              | 0.84          | 254  | 82                   |
| 207          | cauliflower                     | 0.27              | 3.37          | 733  | 208                  |
| 208          | cabbage                         | 0.35              | 3.70          | 867  | 241                  |
| 210          | brinjal                         | 0.20              | 2.08          | 621  | 169                  |
| 211          | lady's finger                   | 0.24              | 3.94          | 731  | 197                  |
| 212          | palak/other leafy vegetables    | 0.19              | 1.92          | 610  | 167                  |
| 213          | french beans and barbati        | 0.13              | 1.39          | 396  | 110                  |
| 214          | tomato                          | 0.72              | 7.78          | 977  | 277                  |
| 216          | chillies (green)                | 0.16              | 2.95          | 934  | 255                  |
| 221          | lemon (no.)                     | 2.10              | 1.66          | 703  | 200                  |
| 222          | other vegetables                | 0.05              | 0.59          | 126  | 49                   |
| 229          | vegetables: s.t. (190-222)      | -                 | 49.53         | 989  | 281                  |
| 230          | banana (no.)                    | 10.24             | 10.17         | 919  | 265                  |
| 233          | pineapple (no.)                 | 0.11              | 0.79          | 93   | 20                   |
| 234          | coconut (no.)                   | 4.91              | 36.83         | 924  | 265                  |
| 237          | orange,mausami (no.)            | 0.60              | 1.94          | 178  | 38                   |
| 240          | mango                           | 0.17              | 3.59          | 169  | 49                   |
| 245          | apple                           | 0.09              | 4.37          | 275  | 73                   |
| 246          | grapes                          | 0.06              | 1.76          | 167  | 67                   |
| 249          | fruits (fresh) : s.t. (230-247) | -                 | 60.66         | 992  | 282                  |
| 251          | groundnut                       | 0.20              | 0.90          | 169  | 57                   |
| 253          | cashewnut                       | 0.02              | 3.37          | 165  | 45                   |
| 259          | fruits (dry) : s.t. (250-257)   | 0.23              | 4.84          | 299  | 93                   |
| 260          | sugar - P.D.S.                  | 0.31              | 3.69          | 712  | 205                  |
| 261          | sugar - other sources           | 0.72              | 11.50         | 961  | 274                  |
| 262          | gur                             | 0.10              | 1.35          | 347  | 96                   |
| 269          | sugar : s.t. (260-264)          | 1.13              | 16.91         | 988  | 280                  |
| 279          | salt                            | 0.21              | 1.45          | 994  | 282                  |
| 280          | turmeric (gm)                   | 29.77             | 2.56          | 994  | 282                  |
| 281          | black pepper (gm)               | 9.59              | 1.32          | 667  | 170                  |
| 282          | dry chillies (gm)               | 71.53             | 6.09          | 984  | 278                  |
| 283          | garlic (gm)                     | 36.24             | 2.67          | 952  | 266                  |
| 284          | tamarind (gm)                   | 61.02             | 2.95          | 776  | 193                  |
| 285          | ginger (gm)                     | 30.78             | 2.37          | 917  | 259                  |
| 286          | curry powder (gm)               | 10.66             | 1.12          | 277  | 95                   |
| 287          | oilseeds (gm)                   | 6.90              | 0.69          | 270  | 83                   |
| 288          | other spices (gm)               | 24.89             | 3.56          | 822  | 225                  |

\* Unless otherwise specified

(Contd.)

NSS Report No. 461: Consumption of Some Important Commodities in India, 1999-2000



**Table 2U : Monthly per capita quantity and value of consumption for food items for each State and UT**

| item code      | item                                    | quantity<br>(kg*) | value<br>(Rs) | Urban                                   |                   |
|----------------|---|-------------------|---------------|---|-------------------|
|                |   |                   |               | no. of households reporting consumption |                   |
|                |   |                   |               | per 1000 households                     | sample households |
| (1)            | (2)                                     | (3)               | (4)           | (5)                                     | (6)               |
| <b>Goa</b>     |   |                   |               |   |                   |
| 289            | spices : s.t. (280-288)                 | -                 | 23.34         | 994                                     | 282               |
| 290            | tea : cups (no.)                        | 6.56              | 14.99         | 623                                     | 172               |
| 291            | tea : leaf (gm)                         | 110.43            | 14.75         | 947                                     | 272               |
| 293            | coffee: powder (gm)                     | 3.22              | 1.00          | 105                                     | 35                |
| 295            | cold beverages: bottled/canned (no.)    | 0.93              | 5.73          | 342                                     | 108               |
| 298            | other beverages (cocoa, chocolate etc.) | -                 | 1.26          | 37                                      | 12                |
| 300            | biscuits                                | 0.22              | 9.13          | 716                                     | 213               |
| 301            | salted refreshments                     | 0.18              | 0.80          | 76                                      | 28                |
| 302            | prepared sweets                         | 0.05              | 4.64          | 237                                     | 61                |
| 303            | cooked meals (no.)                      | 1.04              | 14.97         | 156                                     | 36                |
| 304            | cake, pastry                            | 0.01              | 1.00          | 59                                      | 21                |
| 305            | pickles (gm)                            | 37.30             | 3.71          | 688                                     | 192               |
| 306            | sauce (gm)                              | 8.16              | 0.76          | 107                                     | 34                |
| 308            | other processed food                    | -                 | 0.85          | 29                                      | 13                |
| 309            | beverages etc.: s.t. (290-308)          | -                 | 74.59         | 998                                     | 283               |
| 888            | total food                              | -                 | 593.00        | 1000                                    | 284               |
| <b>Gujarat</b> |   |                   |               |   |                   |
| 101            | rice - P.D.S.                           | 0.19              | 1.51          | 175                                     | 497               |
| 102            | rice - other sources                    | 1.68              | 23.41         | 881                                     | 2490              |
| 103            | chira                                   | 0.05              | 0.78          | 146                                     | 396               |
| 105            | muri                                    | 0.03              | 0.53          | 127                                     | 341               |
| 106            | other rice products                     | 0.06              | 1.41          | 53                                      | 154               |
| 107            | wheat/atta - P.D.S.                     | 0.30              | 1.48          | 131                                     | 371               |
| 108            | wheat/atta - other sources              | 4.98              | 42.65         | 888                                     | 2518              |
| 110            | maida                                   | 0.03              | 0.34          | 113                                     | 291               |
| 111            | suji, rawa                              | 0.04              | 0.67          | 285                                     | 765               |
| 113            | bread (bakery)                          | 0.06              | 1.38          | 235                                     | 654               |
| 115            | jowar & products                        | 0.14              | 1.42          | 52                                      | 162               |
| 116            | bajra & products                        | 0.85              | 6.39          | 326                                     | 873               |
| 129            | cereal: s.t. (101-122)                  | 8.49              | 82.69         | 942                                     | 2651              |
| 140            | arhar (tur)                             | 0.42              | 12.67         | 896                                     | 2540              |
| 141            | gram (split)                            | 0.08              | 1.70          | 377                                     | 1062              |
| 142            | gram (whole)                            | 0.04              | 0.88          | 256                                     | 740               |
| 143            | moong                                   | 0.28              | 6.89          | 847                                     | 2367              |
| 145            | urd                                     | 0.04              | 1.11          | 257                                     | 740               |
| 150            | other pulses                            | 0.04              | 1.06          | 182                                     | 497               |
| 152            | besan                                   | 0.09              | 2.08          | 527                                     | 1494              |
| 159            | pulses & pulse products: s.t. (140-153) | 1.03              | 27.21         | 941                                     | 2648              |
| 160            | milk: liquid (litre)                    | 6.58              | 88.23         | 941                                     | 2648              |
| 161            | baby food                               | 0.03              | 0.51          | 16                                      | 33                |
| 163            | curd                                    | 0.08              | 1.50          | 219                                     | 651               |
| 164            | ghee                                    | 0.19              | 17.67         | 523                                     | 1497              |
| 166            | ice-cream                               | -                 | 1.50          | 81                                      | 211               |

\* Unless otherwise specified

(Contd.)

NSS Report No. 461: Consumption of Some Important Commodities in India, 1999-2000

**Table 2U : Monthly per capita quantity and value of consumption for food items for each State and UT**

| item code      | item                                | quantity<br>(kg*) | value<br>(Rs) | Urban                                     |                      |
|----------------|-------------------------------------|-------------------|---------------|---|----------------------|
|                |                                     |                   |               | no.of households<br>reporting consumption |                      |
|                |                                     |                   |               | per 1000<br>households                    | sample<br>households |
| (1)            | (2)                                 | (3)               | (4)           | (5)                                       | (6)                  |
| <b>Gujarat</b> |                                     |                   |               |   |                      |
| 167            | other milk products                 | 0.40              | 0.97          | 123                                       | 346                  |
| 169            | milk & milk products: s.t.(160-167) | -                 | 110.88        | 953                                       | 2655                 |
| 170            | vanaspati, margarine                | 0.02              | 0.79          | 107                                       | 257                  |
| 171            | mustard oil                         | 0.02              | 0.84          | 34  | 46                   |
| 172            | groundnut oil                       | 0.83              | 36.74         | 760                                       | 2084                 |
| 174            | edible oil (others)                 | 0.17              | 6.20          | 181                                       | 602                  |
| 179            | edible oil: s.t. (170-174)          | 1.05              | 44.87         | 942                                       | 2650                 |
| 180            | eggs (no.)                          | 0.84              | 1.54          | 164                                       | 503                  |
| 181            | fish, prawn                         | 0.03              | 0.98          | 59  | 168                  |
| 182            | goat meat/mutton                    | 0.06              | 4.24          | 154                                       | 460                  |
| 183            | beef/ buffalo meat                  | 0.04              | 1.04          | 66  | 210                  |
| 185            | chicken                             | 0.02              | 1.43          | 71  | 234                  |
| 189            | egg, fish & meat: s.t. (180-186)    | -                 | 9.27          | 262                                       | 790                  |
| 190            | potato                              | 1.03              | 6.13          | 929                                       | 2618                 |
| 191            | onion                               | 0.70              | 4.60          | 895                                       | 2505                 |
| 192            | radish                              | 0.08              | 0.56          | 239                                       | 594                  |
| 193            | carrot                              | 0.09              | 0.82          | 234                                       | 664                  |
| 200            | gourd                               | 0.31              | 2.85          | 658                                       | 1858                 |
| 201            | bitter gourd                        | 0.10              | 1.60          | 376                                       | 1011                 |
| 202            | cucumber                            | 0.07              | 0.78          | 233                                       | 699                  |
| 203            | parwal / patal                      | 0.04              | 0.52          | 128                                       | 440                  |
| 204            | jhinga / torai                      | 0.04              | 0.57          | 127                                       | 436                  |
| 207            | cauliflower                         | 0.28              | 3.54          | 602                                       | 1631                 |
| 208            | cabbage                             | 0.38              | 4.27          | 777                                       | 2173                 |
| 210            | brinjal                             | 0.52              | 4.84          | 898                                       | 2502                 |
| 211            | lady's finger                       | 0.21              | 3.09          | 586                                       | 1692                 |
| 212            | palak/other leafy vegetables        | 0.28              | 2.81          | 625                                       | 1784                 |
| 214            | tomato                              | 0.47              | 5.17          | 881                                       | 2501                 |
| 215            | peas                                | 0.06              | 0.89          | 210                                       | 556                  |
| 216            | chillies (green)                    | 0.47              | 2.71          | 827                                       | 2342                 |
| 221            | lemon (no.)                         | 2.09              | 1.53          | 612                                       | 1741                 |
| 222            | other vegetables                    | 0.41              | 4.72          | 649                                       | 1785                 |
| 229            | vegetables: s.t. (190-222)          | -                 | 52.97         | 945                                       | 2649                 |
| 230            | banana (no.)                        | 4.46              | 3.82          | 558                                       | 1530                 |
| 232            | watermelon                          | 0.08              | 0.59          | 66  | 169                  |
| 234            | coconut (no.)                       | 0.07              | 0.49          | 104                                       | 300                  |
| 235            | guava                               | 0.05              | 0.53          | 135                                       | 379                  |
| 237            | orange,mausami (no.)                | 0.23              | 0.55          | 81  | 221                  |
| 240            | mango                               | 0.14              | 2.71          | 149                                       | 422                  |
| 245            | apple                               | 0.10              | 3.64          | 272                                       | 776                  |
| 246            | grapes                              | 0.05              | 1.41          | 163                                       | 484                  |
| 247            | other fresh fruits                  | -                 | 2.55          | 324                                       | 916                  |
| 249            | fruits (fresh) : s.t. (230-247)     | -                 | 17.04         | 813                                       | 2230                 |

\* Unless otherwise specified

(Contd.)

NSS Report No. 461: Consumption of Some Important Commodities in India, 1999-2000

**Table 2U : Monthly per capita quantity and value of consumption for food items for each State and UT**

| <b>Urban</b>   |   |                   |               |  |                      |
|----------------|---|-------------------|---------------|--|----------------------|
| item code      | item                                    | quantity<br>(kg*) | value<br>(Rs) | no. of households<br>reporting consumption |                      |
|                |   |                   |               | per 1000<br>households                     | sample<br>households |
| (1)            | (2)                                     | (3)               | (4)           | (5)  | (6)                  |
| <b>Gujarat</b> |   |                   |               |  |                      |
| 250            | coconut (copra)                         | 0.01              | 0.55          | 73   | 183                  |
| 251            | groundnut                               | 0.09              | 1.54          | 323  | 912                  |
| 253            | cashewnut                               | 0.00              | 0.89          | 60   | 176                  |
| 257            | other dry fruits                        | 0.02              | 0.87          | 73   | 215                  |
| 259            | fruits (dry) : s.t. (250-257)           | 0.14              | 4.82          | 381  | 1096                 |
| 260            | sugar - P.D.S.                          | 0.28              | 3.43          | 648  | 1862                 |
| 261            | sugar - other sources                   | 0.67              | 10.84         | 930  | 2601                 |
| 262            | gur                                     | 0.20              | 3.20          | 637  | 1744                 |
| 269            | sugar : s.t. (260-264)                  | 1.16              | 17.55         | 950  | 2662                 |
| 279            | salt                                    | 0.36              | 0.94          | 942  | 2651                 |
| 280            | turmeric (gm)                           | 34.85             | 2.17          | 941  | 2646                 |
| 281            | black pepper (gm)                       | 4.89              | 1.08          | 369  | 1014                 |
| 282            | dry chillies (gm)                       | 64.07             | 4.46          | 936  | 2628                 |
| 283            | garlic (gm)                             | 50.60             | 2.00          | 864  | 2378                 |
| 284            | tamarind (gm)                           | 10.90             | 0.38          | 277  | 779                  |
| 285            | ginger (gm)                             | 21.29             | 1.26          | 477  | 1402                 |
| 286            | curry powder (gm)                       | 10.77             | 1.05          | 287  | 847                  |
| 287            | oilseeds (gm)                           | 11.26             | 0.48          | 410  | 1176                 |
| 288            | other spices (gm)                       | 39.25             | 3.71          | 840  | 2375                 |
| 289            | spices : s.t. (280-288)                 | -                 | 16.59         | 941  | 2648                 |
| 290            | tea : cups (no.)                        | 5.08              | 9.15          | 524  | 1377                 |
| 291            | tea : leaf (gm)                         | 103.85            | 15.06         | 934  | 2616                 |
| 295            | cold beverages: bottled/canned (no.)    | 0.32              | 2.38          | 124  | 384                  |
| 296            | fruit juice and shake (glass)           | 0.06              | 0.68          | 29   | 83                   |
| 297            | coconut: green (no.)                    | 0.11              | 0.74          | 82   | 202                  |
| 298            | other beverages (cocoa, chocolate etc.) | -                 | 0.64          | 56   | 167                  |
| 300            | biscuits                                | 1.74              | 4.39          | 516  | 1433                 |
| 301            | salted refreshments                     | 1.69              | 5.32          | 539  | 1473                 |
| 302            | prepared sweets                         | 0.55              | 2.90          | 178  | 454                  |
| 303            | cooked meals (n o.)                     | 0.93              | 11.04         | 99   | 210                  |
| 305            | pickles (gm)                            | 14.99             | 1.11          | 241  | 646                  |
| 308            | other processed food                    | -                 | 2.65          | 221  | 557                  |
| 309            | beverages etc.: s.t. (290-308)          | -                 | 56.94         | 1000                                       | 2762                 |
| 888            | total food                              | -                 | 442.00        | 1000                                       | 2763                 |
| <b>Haryana</b> |   |                   |               |  |                      |
| 102            | rice - other sources                    | 1.16              | 15.55         | 898  | 687                  |
| 108            | wheat/atta - other sources              | 7.92              | 58.96         | 990  | 746                  |
| 111            | suji, rawa                              | 0.02              | 0.17          | 128  | 94                   |
| 113            | bread (bakery)                          | 0.12              | 2.44          | 320  | 298                  |
| 129            | cereal: s.t. (101-122)                  | 9.36              | 78.30         | 996  | 753                  |
| 140            | arhar (tur)                             | 0.07              | 2.02          | 279  | 202                  |
| 141            | gram (split)                            | 0.17              | 3.22          | 743  | 576                  |
| 142            | gram (whole)                            | 0.08              | 1.70          | 387  | 366                  |

\* Unless otherwise specified

(Contd.)

NSS Report No. 461: Consumption of Some Important Commodities in India, 1999-2000

**Table 2U : Monthly per capita quantity and value of consumption for food items for each State and UT**

| item code      | item                                    | quantity<br>(kg*) | value<br>(Rs) | Urban                                  |                   |
|----------------|---|-------------------|---------------|--|-------------------|
|                |   |                   |               | no.of households reporting consumption |                   |
|                |   |                   |               | per 1000 households                    | sample households |
| (1)            | (2)                                     | (3)               | (4)           | (5)                                    | (6)               |
| <b>Haryana</b> |   |                   |               |  |                   |
| 143            | moong                                   | 0.19              | 5.11          | 872                                    | 669               |
| 144            | masur                                   | 0.14              | 3.60          | 746                                    | 551               |
| 145            | urd                                     | 0.11              | 3.01          | 557                                    | 429               |
| 150            | other pulses                            | 0.07              | 2.18          | 326                                    | 306               |
| 152            | besan                                   | 0.12              | 2.32          | 633                                    | 506               |
| 159            | pulses & pulse products: s.t. (140-153) | 1.05              | 23.61         | 992                                    | 749               |
| 160            | milk: liquid (litre)                    | 9.03              | 120.04        | 931                                    | 732               |
| 162            | milk : condensed/ powder                | 0.05              | 0.80          | 15                                     | 13                |
| 163            | curd                                    | 0.03              | 0.93          | 42                                     | 40                |
| 164            | ghee                                    | 0.17              | 23.93         | 491                                    | 414               |
| 166            | ice-cream                               | -                 | 0.62          | 33                                     | 32                |
| 169            | milk & milk products: s.t.(160-167)     | -                 | 147.09        | 966                                    | 747               |
| 170            | vanaspati, margarine                    | 0.24              | 7.68          | 461                                    | 353               |
| 171            | mustard oil                             | 0.24              | 9.80          | 587                                    | 410               |
| 174            | edible oil (others)                     | 0.14              | 6.92          | 215                                    | 225               |
| 179            | edible oil: s.t. (170-174)              | 0.63              | 24.78         | 961                                    | 734               |
| 180            | eggs (no.)                              | 0.92              | 1.72          | 183                                    | 126               |
| 182            | goat meat/mutton                        | 0.03              | 2.32          | 98                                     | 59                |
| 185            | chicken                                 | 0.04              | 2.74          | 120                                    | 61                |
| 189            | egg, fish & meat: s.t. (180-186)        | -                 | 7.31          | 267                                    | 173               |
| 190            | potato                                  | 1.29              | 5.46          | 992                                    | 749               |
| 191            | onion                                   | 0.84              | 6.74          | 977                                    | 729               |
| 192            | radish                                  | 0.23              | 0.78          | 340                                    | 270               |
| 193            | carrot                                  | 0.26              | 1.04          | 309                                    | 222               |
| 197            | arum                                    | 0.07              | 0.83          | 162                                    | 160               |
| 198            | pumpkin                                 | 0.13              | 0.89          | 263                                    | 190               |
| 200            | gourd                                   | 0.32              | 1.95          | 471                                    | 362               |
| 201            | bitter gourd                            | 0.05              | 0.56          | 135                                    | 151               |
| 202            | cucumber                                | 0.09              | 0.82          | 141                                    | 161               |
| 204            | jhinga / torai                          | 0.09              | 0.79          | 220                                    | 121               |
| 207            | cauliflower                             | 0.34              | 1.97          | 483                                    | 367               |
| 208            | cabbage                                 | 0.14              | 0.89          | 310                                    | 274               |
| 210            | brinjal                                 | 0.30              | 2.21          | 652                                    | 525               |
| 211            | lady's finger                           | 0.15              | 1.78          | 345                                    | 318               |
| 212            | palak/other leafy vegetables            | 0.23              | 1.16          | 368                                    | 280               |
| 214            | tomato                                  | 0.65              | 7.05          | 971                                    | 735               |
| 215            | peas                                    | 0.16              | 1.55          | 307                                    | 238               |
| 216            | chillies (green)                        | 0.16              | 1.63          | 664                                    | 503               |
| 221            | lemon (no.)                             | 1.55              | 1.75          | 391                                    | 351               |
| 222            | other vegetables                        | 0.14              | 0.99          | 119                                    | 88                |
| 229            | vegetables: s.t. (190-222)              | -                 | 41.20         | 996                                    | 753               |
| 230            | banana (no.)                            | 5.25              | 5.38          | 655                                    | 492               |
| 235            | guava                                   | 0.06              | 0.53          | 154                                    | 119               |

\* Unless otherwise specified

(Contd.)

NSS Report No. 461: Consumption of Some Important Commodities in India, 1999-2000

**Table 2U : Monthly per capita quantity and value of consumption for food items for each State and UT**

| item code               | item                                 | quantity<br>(kg*) | value<br>(Rs) | Urban                                  |                   |
|-------------------------|--------------------------------------|-------------------|---------------|--|-------------------|
|                         |                                      |                   |               | no.of households reporting consumption |                   |
|                         |                                      |                   |               | per 1000 households                    | sample households |
| (1)                     | (2)                                  | (3)               | (4)           | (5)                                    | (6)               |
| <b>Haryana</b>          |                                      |                   |               |  |                   |
| 237                     | orange,mausami (no.)                 | 0.60              | 1.08          | 137                                    | 149               |
| 240                     | mango                                | 0.19              | 3.32          | 195                                    | 200               |
| 245                     | apple                                | 0.15              | 3.95          | 283                                    | 238               |
| 246                     | grapes                               | 0.04              | 1.11          | 107                                    | 101               |
| 247                     | other fresh fruits                   | -                 | 1.29          | 128                                    | 93                |
| 249                     | fruits (fresh) : s.t. (230-247)      | -                 | 17.58         | 832                                    | 644               |
| 251                     | groundnut                            | 0.03              | 1.14          | 143                                    | 104               |
| 257                     | other dry fruits                     | 0.00              | 1.23          | 22                                     | 17                |
| 259                     | fruits (dry) : s.t. (250-257)        | 0.05              | 3.28          | 184                                    | 144               |
| 260                     | sugar - P.D.S.                       | 0.24              | 2.70          | 549                                    | 427               |
| 261                     | sugar - other sources                | 1.21              | 19.38         | 989                                    | 746               |
| 262                     | gur                                  | 0.04              | 0.45          | 104                                    | 60                |
| 269                     | sugar : s.t. (260-264)               | 1.49              | 22.56         | 993                                    | 751               |
| 279                     | salt                                 | 0.22              | 1.24          | 985                                    | 746               |
| 280                     | turmeric (gm)                        | 55.69             | 3.30          | 988                                    | 750               |
| 281                     | black pepper (gm)                    | 1.56              | 0.26          | 102                                    | 69                |
| 282                     | dry chillies (gm)                    | 58.81             | 4.07          | 970                                    | 736               |
| 283                     | garlic (gm)                          | 44.85             | 1.63          | 659                                    | 509               |
| 285                     | ginger (gm)                          | 33.29             | 1.37          | 447                                    | 392               |
| 288                     | other spices (gm)                    | 37.52             | 4.36          | 861                                    | 643               |
| 289                     | spices : s.t. (280-288)              | -                 | 15.10         | 993                                    | 752               |
| 290                     | tea : cups (no.)                     | 3.71              | 7.14          | 344                                    | 237               |
| 291                     | tea : leaf (gm)                      | 87.40             | 11.37         | 969                                    | 736               |
| 295                     | cold beverages: bottled/canned (no.) | 0.16              | 1.56          | 80                                     | 99                |
| 296                     | fruit juice and shake (glass)        | 0.15              | 1.33          | 70                                     | 91                |
| 300                     | biscuits                             | 1.88              | 3.30          | 432                                    | 403               |
| 301                     | salted refreshments                  | 0.37              | 1.91          | 247                                    | 242               |
| 302                     | prepared sweets                      | 0.62              | 4.03          | 227                                    | 177               |
| 303                     | cooked meals (no.)                   | 0.21              | 2.74          | 40                                     | 32                |
| 305                     | pickles (gm)                         | 18.59             | 0.81          | 172                                    | 156               |
| 308                     | other processed food                 | -                 | 1.27          | 68                                     | 53                |
| 309                     | beverages etc.: s.t. (290-308)       | -                 | 36.32         | 993                                    | 752               |
| 888                     | total food                           | -                 | 418.00        | 1000                                   | 758               |
| <b>Himachal Pradesh</b> |                                      |                   |               |  |                   |
| 101                     | rice - P.D.S.                        | 0.67              | 6.86          | 133                                    | 145               |
| 102                     | rice - other sources                 | 3.10              | 43.60         | 648                                    | 752               |
| 107                     | wheat/atta - P.D.S.                  | 0.70              | 5.57          | 86                                     | 107               |
| 108                     | wheat/atta - other sources           | 5.26              | 47.47         | 692                                    | 785               |
| 110                     | maida                                | 0.08              | 0.78          | 43                                     | 29                |
| 111                     | suji, rawa                           | 0.06              | 0.65          | 184                                    | 208               |
| 113                     | bread (bakery)                       | 0.24              | 4.06          | 341                                    | 393               |
| 117                     | maize & products                     | 0.17              | 1.30          | 65                                     | 65                |
| 129                     | cereal: s.t. (101-122)               | 10.33             | 111.19        | 759                                    | 881               |

\* Unless otherwise specified

(Contd.)

NSS Report No. 461: Consumption of Some Important Commodities in India, 1999-2000

**Table 2U : Monthly per capita quantity and value of consumption for food items for each State and UT**

| <b>Urban</b>            |   |                   |               |   |                      |
|-------------------------|---|-------------------|---------------|---|----------------------|
| item code               | item                                    | quantity<br>(kg*) | value<br>(Rs) | no.of households<br>reporting consumption |                      |
|                         |   |                   |               | per 1000<br>households                    | sample<br>households |
| (1)                     | (2)                                     | (3)               | (4)           | (5)                                       | (6)                  |
| <b>Himachal Pradesh</b> |   |                   |               |   |                      |
| 140                     | arhar (tur)                             | 0.07              | 2.19          | 231                                       | 332                  |
| 141                     | gram (split)                            | 0.26              | 5.35          | 689                                       | 706                  |
| 142                     | gram (whole)                            | 0.17              | 3.59          | 487                                       | 474                  |
| 143                     | moong                                   | 0.14              | 3.77          | 479                                       | 538                  |
| 144                     | masur                                   | 0.16              | 4.16          | 510                                       | 599                  |
| 145                     | urd                                     | 0.22              | 5.75          | 579                                       | 686                  |
| 150                     | other pulses                            | 0.24              | 7.31          | 579                                       | 650                  |
| 152                     | besan                                   | 0.11              | 2.22          | 427                                       | 508                  |
| 159                     | pulses & pulse products: s.t. (140-153) | 1.40              | 35.26         | 756                                       | 878                  |
| 160                     | milk: liquid (litre)                    | 10.08             | 119.36        | 753                                       | 861                  |
| 161                     | baby food                               | 0.03              | 0.74          | 16  | 20                   |
| 162                     | milk : condensed/ powder                | 0.25              | 1.06          | 42  | 38                   |
| 163                     | curd                                    | 0.14              | 2.23          | 151                                       | 220                  |
| 164                     | ghee                                    | 0.15              | 22.89         | 396                                       | 501                  |
| 165                     | butter                                  | 0.03              | 2.78          | 111                                       | 97                   |
| 166                     | ice-cream                               | -                 | 1.00          | 184                                       | 31                   |
| 167                     | other milk products                     | 0.05              | 1.16          | 155                                       | 63                   |
| 169                     | milk & milk products: s.t.(160-167)     | -                 | 151.21        | 952                                       | 904                  |
| 170                     | vanaspati, margarine                    | 0.15              | 6.13          | 309                                       | 305                  |
| 171                     | mustard oil                             | 0.29              | 14.09         | 520                                       | 583                  |
| 174                     | edible oil (others)                     | 0.28              | 13.12         | 394                                       | 544                  |
| 179                     | edible oil: s.t. (170-174)              | 0.73              | 33.74         | 749                                       | 876                  |
| 180                     | eggs (no.)                              | 2.48              | 4.73          | 395                                       | 297                  |
| 181                     | fish, prawn                             | 0.01              | 0.56          | 11  | 11                   |
| 182                     | goat meat/mutton                        | 0.14              | 9.07          | 214                                       | 243                  |
| 183                     | beef/ buffalo meat                      | 0.01              | 0.52          | 14  | 16                   |
| 185                     | chicken                                 | 0.03              | 2.72          | 78  | 119                  |
| 189                     | egg, fish & meat: s.t. (180-186)        | -                 | 17.62         | 485                                       | 378                  |
| 190                     | potato                                  | 1.01              | 5.49          | 754                                       | 875                  |
| 191                     | onion                                   | 0.79              | 7.12          | 754                                       | 871                  |
| 192                     | radish                                  | 0.22              | 1.29          | 270                                       | 243                  |
| 193                     | carrot                                  | 0.24              | 1.54          | 211                                       | 263                  |
| 198                     | pumpkin                                 | 0.06              | 0.54          | 121                                       | 152                  |
| 200                     | gourd                                   | 0.16              | 1.30          | 262                                       | 344                  |
| 202                     | cucumber                                | 0.13              | 1.14          | 125                                       | 149                  |
| 207                     | cauliflower                             | 0.47              | 4.04          | 555                                       | 630                  |
| 208                     | cabbage                                 | 0.36              | 3.05          | 552                                       | 661                  |
| 210                     | brinjal                                 | 0.13              | 1.25          | 228                                       | 297                  |
| 211                     | lady's finger                           | 0.18              | 1.97          | 274                                       | 340                  |
| 212                     | palak/other leafy vegetables            | 0.23              | 1.69          | 316                                       | 377                  |
| 213                     | french beans and barbati                | 0.10              | 0.99          | 147                                       | 208                  |
| 214                     | tomato                                  | 0.73              | 7.89          | 705                                       | 828                  |
| 215                     | peas                                    | 0.18              | 2.48          | 292                                       | 324                  |

\* Unless otherwise specified

(Contd.)

NSS Report No. 461: Consumption of Some Important Commodities in India, 1999-2000

**Table 2U : Monthly per capita quantity and value of consumption for food items for each State and UT**

| item code               | item                                    | quantity<br>(kg*) | value<br>(Rs) | Urban                                   |                   |
|-------------------------|---|-------------------|---------------|---|-------------------|
|                         |   |                   |               | no. of households reporting consumption |                   |
|                         |   |                   |               | per 1000 households                     | sample households |
| (1)                     | (2)                                     | (3)               | (4)           | (5)                                     | (6)               |
| <b>Himachal Pradesh</b> |   |                   |               |   |                   |
| 216                     | chillies (green)                        | 0.17              | 0.76          | 241                                     | 317               |
| 221                     | lemon (no.)                             | 1.01              | 1.27          | 178                                     | 183               |
| 222                     | other vegetables                        | 0.10              | 0.78          | 138                                     | 136               |
| 229                     | vegetables: s.t. (190-222)              | -                 | 45.77         | 762                                     | 885               |
| 230                     | banana (no.)                            | 4.92              | 7.46          | 688                                     | 617               |
| 237                     | orange,mausami (no.)                    | 0.82              | 2.02          | 172                                     | 191               |
| 240                     | mango                                   | 0.25              | 3.56          | 317                                     | 185               |
| 245                     | apple                                   | 0.19              | 4.85          | 274                                     | 307               |
| 246                     | grapes                                  | 0.28              | 2.01          | 161                                     | 166               |
| 247                     | other fresh fruits                      | -                 | 0.89          | 47                                      | 62                |
| 249                     | fruits (fresh) : s.t. (230-247)         | -                 | 22.99         | 835                                     | 802               |
| 251                     | groundnut                               | 0.03              | 1.01          | 56                                      | 57                |
| 253                     | cashewnut                               | 0.05              | 1.70          | 41                                      | 27                |
| 255                     | other nuts                              | 0.00              | 0.50          | 14                                      | 17                |
| 256                     | raisin (kishmish, monacca etc.)         | 0.03              | 0.91          | 46                                      | 36                |
| 257                     | other dry fruits                        | 0.02              | 3.32          | 71                                      | 83                |
| 259                     | fruits (dry) : s.t. (250-257)           | 0.22              | 8.10          | 169                                     | 176               |
| 260                     | sugar - P.D.S.                          | 0.25              | 3.07          | 356                                     | 410               |
| 261                     | sugar - other sources                   | 0.90              | 15.75         | 744                                     | 870               |
| 269                     | sugar : s.t. (260-264)                  | 1.16              | 19.03         | 757                                     | 880               |
| 279                     | salt                                    | 0.25              | 1.56          | 751                                     | 872               |
| 280                     | turmeric (gm)                           | 47.39             | 4.00          | 760                                     | 878               |
| 281                     | black pepper (gm)                       | 3.55              | 0.54          | 118                                     | 104               |
| 282                     | dry chillies (gm)                       | 38.08             | 3.30          | 710                                     | 820               |
| 283                     | garlic (gm)                             | 38.73             | 1.59          | 423                                     | 523               |
| 285                     | ginger (gm)                             | 33.85             | 1.19          | 333                                     | 380               |
| 286                     | curry powder (gm)                       | 3.31              | 0.50          | 77                                      | 86                |
| 288                     | other spices (gm)                       | 47.10             | 6.51          | 688                                     | 815               |
| 289                     | spices : s.t. (280 -288)                | -                 | 17.88         | 762                                     | 882               |
| 290                     | tea : cups (no.)                        | 8.84              | 18.02         | 486                                     | 560               |
| 291                     | tea : leaf (gm)                         | 82.79             | 12.56         | 746                                     | 868               |
| 293                     | coffee: powder (gm)                     | 1.69              | 0.74          | 48                                      | 45                |
| 295                     | cold beverages: bottled/canned (no.)    | 0.22              | 2.23          | 187                                     | 117               |
| 296                     | fruit juice and shake (glass)           | 0.15              | 1.14          | 124                                     | 53                |
| 298                     | other beverages (cocoa, chocolate etc.) | -                 | 0.71          | 21                                      | 58                |
| 300                     | biscuits                                | 1.95              | 5.72          | 524                                     | 448               |
| 301                     | salted refreshments                     | 0.25              | 3.84          | 292                                     | 264               |
| 302                     | prepared sweets                         | 0.08              | 4.92          | 179                                     | 187               |
| 303                     | cooked meals (no.)                      | 6.21              | 43.60         | 281                                     | 119               |
| 304                     | cake, pastry                            | 0.21              | 0.62          | 50                                      | 27                |
| 305                     | pickles (gm)                            | 22.78             | 1.31          | 215                                     | 247               |
| 306                     | sauce (gm)                              | 6.57              | 0.53          | 49                                      | 52                |
| 307                     | jam, jelly (gm)                         | 10.16             | 1.11          | 72                                      | 56                |

\* Unless otherwise specified

(Contd.)

NSS Report No. 461: Consumption of Some Important Commodities in India, 1999-2000

**Table 2U : Monthly per capita quantity and value of consumption for food items for each State and UT**

| item code                  | item                                    | quantity<br>(kg*) | value<br>(Rs) | Urban                                   |                   |
|----------------------------|---|-------------------|---------------|---|-------------------|
|                            |   |                   |               | no. of households reporting consumption |                   |
|                            |   |                   |               | per 1000 households                     | sample households |
| (1)                        | (2)                                     | (3)               | (4)           | (5)                                     | (6)               |
| <b>Himachal Pradesh</b>    |   |                   |               |   |                   |
| 308                        | other processed food                    | -                 | 1.81          | 73                                      | 51                |
| 309                        | beverages etc.: s.t. (290-308)          | -                 | 99.14         | 997                                     | 944               |
| 888                        | total food                              | -                 | 563.00        | 1000                                    | 947               |
| <b>Jammu &amp; Kashmir</b> |   |                   |               |   |                   |
| 101                        | rice - P.D.S.                           | 4.11              | 39.87         | 405                                     | 357               |
| 102                        | rice - other sources                    | 4.64              | 60.28         | 687                                     | 726               |
| 107                        | wheat/atta - P.D.S.                     | 0.97              | 8.33          | 247                                     | 255               |
| 108                        | wheat/atta - other sources              | 2.19              | 19.44         | 473                                     | 523               |
| 111                        | suji, rawa                              | 0.03              | 0.36          | 142                                     | 176               |
| 113                        | bread (bakery)                          | 0.77              | 19.37         | 601                                     | 633               |
| 129                        | cereal: s.t. (101-122)                  | 12.84             | 149.04        | 992                                     | 997               |
| 141                        | gram (split)                            | 0.17              | 3.31          | 511                                     | 567               |
| 142                        | gram (whole)                            | 0.06              | 1.53          | 310                                     | 341               |
| 143                        | moong                                   | 0.15              | 4.17          | 555                                     | 589               |
| 144                        | masur                                   | 0.06              | 1.49          | 253                                     | 228               |
| 145                        | urd                                     | 0.13              | 3.36          | 429                                     | 512               |
| 146                        | peas                                    | 0.03              | 0.80          | 82                                      | 60                |
| 147                        | soyabean                                | 0.02              | 0.42          | 127                                     | 138               |
| 150                        | other pulses                            | 0.27              | 8.94          | 724                                     | 766               |
| 151                        | gram products                           | 0.02              | 0.52          | 33                                      | 22                |
| 152                        | besan                                   | 0.02              | 0.37          | 125                                     | 180               |
| 159                        | pulses & pulse products: s.t. (140-153) | 0.93              | 25.42         | 887                                     | 923               |
| 160                        | milk: liquid (litre)                    | 8.02              | 85.18         | 975                                     | 983               |
| 161                        | baby food                               | 0.01              | 0.99          | 16                                      | 19                |
| 163                        | curd                                    | 0.81              | 10.37         | 554                                     | 486               |
| 164                        | ghee                                    | 0.07              | 9.35          | 283                                     | 337               |
| 165                        | butter                                  | 0.01              | 0.86          | 65                                      | 67                |
| 166                        | ice-cream                               | -                 | 0.56          | 58                                      | 56                |
| 167                        | other milk products                     | 0.08              | 4.34          | 262                                     | 259               |
| 169                        | milk & milk products: s.t.(160-167)     | -                 | 111.78        | 976                                     | 986               |
| 170                        | vanaspati, margarine                    | 0.06              | 2.44          | 243                                     | 295               |
| 171                        | mustard oil                             | 0.67              | 28.56         | 939                                     | 948               |
| 174                        | edible oil (others)                     | 0.03              | 1.48          | 54                                      | 55                |
| 179                        | edible oil: s.t. (170-174)              | 0.77              | 32.80         | 988                                     | 992               |
| 180                        | eggs (no.)                              | 2.18              | 3.89          | 371                                     | 397               |
| 181                        | fish, prawn                             | 0.01              | 0.55          | 42                                      | 39                |
| 182                        | goat meat/mutton                        | 0.33              | 32.20         | 587                                     | 541               |
| 183                        | beef/ buffalo meat                      | 0.11              | 5.15          | 138                                     | 119               |
| 185                        | chicken                                 | 0.12              | 5.93          | 267                                     | 258               |
| 189                        | egg, fish & meat: s.t. (180-186)        | -                 | 47.86         | 746                                     | 706               |
| 190                        | potato                                  | 0.84              | 4.97          | 905                                     | 951               |
| 191                        | onion                                   | 0.88              | 7.74          | 970                                     | 970               |
| 192                        | radish                                  | 0.41              | 2.51          | 549                                     | 525               |

\* Unless otherwise specified

(Contd.)

NSS Report No. 461: Consumption of Some Important Commodities in India, 1999-2000



**Table 2U : Monthly per capita quantity and value of consumption for food items for each State and UT**

| item code | item                                 | quantity<br>(kg*) | value<br>(Rs) | Urban                                   |                   |
|-----------|--------------------------------------|-------------------|---------------|---|-------------------|
|           |                                      |                   |               | no. of households reporting consumption |                   |
|           |                                      |                   |               | per 1000 households                     | sample households |
| (1)       | (2)                                  | (3)               | (4)           | (5)                                     | (6)               |
| 193       | carrot                               | 0.35              | 2.44          | 380                                     | 308               |
| 194       | turnip                               | 0.17              | 1.08          | 259                                     | 214               |
| 198       | pumpkin                              | 0.13              | 0.91          | 127                                     | 133               |
| 200       | gourd                                | 0.17              | 1.38          | 279                                     | 314               |
| 201       | bitter gourd                         | 0.06              | 0.79          | 160                                     | 171               |
| 202       | cucumber                             | 0.17              | 1.71          | 262                                     | 234               |
| 207       | cauliflower                          | 0.42              | 3.85          | 543                                     | 554               |
| 208       | cabbage                              | 0.29              | 2.16          | 430                                     | 459               |
| 210       | brinjal                              | 0.17              | 1.59          | 336                                     | 358               |
| 211       | lady's finger                        | 0.10              | 1.22          | 220                                     | 254               |
| 212       | palak/other leafy vegetables         | 1.15              | 8.83          | 715                                     | 682               |
| 213       | french beans and barbati             | 0.04              | 0.57          | 125                                     | 154               |
| 214       | tomato                               | 0.53              | 6.28          | 735                                     | 835               |
| 215       | peas                                 | 0.15              | 1.90          | 309                                     | 329               |
| 216       | chillies (green)                     | 0.15              | 0.75          | 310                                     | 317               |
| 221       | lemon (no.)                          | 1.52              | 1.33          | 301                                     | 349               |
| 222       | other vegetables                     | 0.69              | 2.83          | 307                                     | 286               |
| 229       | vegetables: s.t. (190-222)           | -                 | 55.14         | 989                                     | 995               |
| 230       | banana (no.)                         | 4.10              | 6.94          | 641                                     | 653               |
| 232       | watermelon                           | 0.14              | 0.82          | 80                                      | 59                |
| 237       | orange,mausami (no.)                 | 1.25              | 2.83          | 199                                     | 197               |
| 240       | mango                                | 0.16              | 3.56          | 206                                     | 185               |
| 241       | kharbooza                            | 0.08              | 0.51          | 90                                      | 91                |
| 245       | apple                                | 0.44              | 5.47          | 432                                     | 430               |
| 246       | grapes                               | 0.05              | 1.89          | 131                                     | 141               |
| 247       | other fresh fruits                   | -                 | 0.83          | 80                                      | 94                |
| 249       | fruits (fresh) : s.t. (230-247)      | -                 | 23.45         | 891                                     | 893               |
| 251       | groundnut                            | 0.02              | 0.73          | 90                                      | 118               |
| 255       | other nuts                           | 0.00              | 0.55          | 17                                      | 24                |
| 259       | fruits (dry) : s.t. (250-257)        | 0.04              | 2.62          | 186                                     | 221               |
| 260       | sugar - P.D.S.                       | 0.35              | 4.44          | 674                                     | 655               |
| 261       | sugar - other sources                | 0.37              | 6.64          | 556                                     | 650               |
| 269       | sugar : s.t. (260-264)               | 0.72              | 11.14         | 961                                     | 973               |
| 279       | salt                                 | 2.43              | 2.21          | 978                                     | 984               |
| 280       | turmeric (gm)                        | 76.05             | 4.54          | 988                                     | 993               |
| 282       | dry chillies (gm)                    | 72.04             | 6.23          | 979                                     | 979               |
| 283       | garlic (gm)                          | 34.21             | 1.34          | 504                                     | 519               |
| 284       | tamarind (gm)                        | 5.18              | 0.14          | 133                                     | 144               |
| 285       | ginger (gm)                          | 17.62             | 0.76          | 271                                     | 325               |
| 288       | other spices (gm)                    | 38.42             | 4.85          | 881                                     | 878               |
| 289       | spices : s.t. (280-288)              | -                 | 18.10         | 989                                     | 995               |
| 290       | tea : cups (no.)                     | 3.44              | 8.29          | 459                                     | 508               |
| 291       | tea : leaf (gm)                      | 115.21            | 14.59         | 968                                     | 973               |
| 295       | cold beverages: bottled/canned (no.) | 0.27              | 2.09          | 128                                     | 151               |

\* Unless otherwise specified

(Contd.)

NSS Report No. 461: Consumption of Some Important Commodities in India, 1999-2000

**Table 2U : Monthly per capita quantity and value of consumption for food items for each State and UT**

| <b>Urban</b>               |   |                   |               |  |                      |
|----------------------------|---|-------------------|---------------|--|----------------------|
| item code                  | item                                    | quantity<br>(kg*) | value<br>(Rs) | no. of households<br>reporting consumption |                      |
|                            |   |                   |               | per 1000<br>households                     | sample<br>households |
| (1)                        | (2)                                     | (3)               | (4)           | (5)  | (6)                  |
| <b>Jammu &amp; Kashmir</b> |   |                   |               |  |                      |
| 296                        | fruit juice and shake (glass)           | 0.07              | 0.85          | 43   | 62                   |
| 300                        | biscuits                                | 16.17             | 8.90          | 605  | 595                  |
| 301                        | salted refreshments                     | 2.23              | 2.10          | 296  | 383                  |
| 302                        | prepared sweets                         | 0.65              | 2.03          | 151  | 171                  |
| 303                        | cooked meals (no.)                      | 0.42              | 5.09          | 72   | 92                   |
| 304                        | cake, pastry                            | 14.74             | 3.53          | 145  | 101                  |
| 305                        | pickles (gm)                            | 14.52             | 0.72          | 196  | 240                  |
| 308                        | other processed food                    | -                 | 0.51          | 44   | 56                   |
| 309                        | beverages etc.: s.t. (290-308)          | -                 | 49.32         | 998  | 1003                 |
| 888                        | total food                              | -                 | 529.00        | 1000                                       | 1008                 |
| <b>Karnataka</b>           |   |                   |               |  |                      |
| 101                        | rice - P.D.S.                           | 0.85              | 7.59          | 400  | 1029                 |
| 102                        | rice - other sources                    | 5.17              | 72.36         | 909  | 2248                 |
| 103                        | chira                                   | 0.12              | 1.76          | 312  | 812                  |
| 105                        | muri                                    | 0.08              | 0.68          | 169  | 452                  |
| 107                        | wheat/atta - P.D.S.                     | 0.31              | 2.10          | 378  | 964                  |
| 108                        | wheat/atta - other sources              | 0.86              | 9.20          | 583  | 1413                 |
| 110                        | maida                                   | 0.09              | 1.13          | 240  | 498                  |
| 111                        | suji, rawa                              | 0.28              | 3.77          | 664  | 1627                 |
| 113                        | bread (bakery)                          | 0.11              | 1.62          | 256  | 672                  |
| 115                        | jowar & products                        | 1.13              | 9.98          | 249  | 766                  |
| 121                        | ragi & products                         | 1.05              | 6.62          | 389  | 866                  |
| 129                        | cereal: s.t. (101-122)                  | 10.21             | 118.17        | 940  | 2319                 |
| 140                        | arhar (tur)                             | 0.46              | 14.29         | 919  | 2264                 |
| 141                        | gram (split)                            | 0.09              | 1.92          | 508  | 1178                 |
| 142                        | gram (whole)                            | 0.04              | 0.90          | 285  | 609                  |
| 143                        | moong                                   | 0.10              | 2.60          | 525  | 1219                 |
| 144                        | masur                                   | 0.02              | 0.60          | 99   | 257                  |
| 145                        | urd                                     | 0.14              | 4.37          | 620  | 1449                 |
| 146                        | peas                                    | 0.03              | 0.53          | 164  | 363                  |
| 150                        | other pulses                            | 0.14              | 2.75          | 457  | 1045                 |
| 152                        | besan                                   | 0.02              | 0.36          | 110  | 312                  |
| 159                        | pulses & pulse products: s.t. (140-153) | 1.04              | 28.64         | 936  | 2307                 |
| 160                        | milk: liquid (litre)                    | 5.07              | 53.78         | 896  | 2213                 |
| 163                        | curd                                    | 0.14              | 1.54          | 126  | 330                  |
| 164                        | ghee                                    | 0.03              | 4.06          | 224  | 522                  |
| 165                        | butter                                  | 0.01              | 0.96          | 50   | 144                  |
| 169                        | milk & milk products: s.t.(160-167)     | -                 | 61.70         | 909  | 2252                 |
| 170                        | vanaspati, margarine                    | 0.01              | 0.55          | 76   | 140                  |
| 172                        | groundnut oil                           | 0.39              | 15.99         | 672  | 1660                 |
| 173                        | coconut oil                             | 0.02              | 1.22          | 71   | 204                  |
| 174                        | edible oil (others)                     | 0.16              | 6.52          | 257  | 628                  |
| 179                        | edible oil: s.t. (170-174)              | 0.59              | 24.32         | 937  | 2307                 |

\* Unless otherwise specified

(Contd.)

NSS Report No. 461: Consumption of Some Important Commodities in India, 1999-2000

**Table 2U : Monthly per capita quantity and value of consumption for food items for each State and UT**

| item code        | item                             | quantity<br>(kg*) | value<br>(Rs) | Urban                                   |                   |
|------------------|----------------------------------|-------------------|---------------|---|-------------------|
|                  |                                  |                   |               | no. of households reporting consumption |                   |
|                  |                                  |                   |               | per 1000 households                     | sample households |
| (1)              | (2)                              | (3)               | (4)           | (5)                                     | (6)               |
| <b>Karnataka</b> |                                  |                   |               |   |                   |
| 180              | eggs (no.)                       | 2.48              | 3.60          | 438                                     | 1050              |
| 181              | fish, prawn                      | 0.12              | 3.25          | 139                                     | 347               |
| 182              | goat meat/mutton                 | 0.19              | 16.26         | 410                                     | 978               |
| 183              | beef/ buffalo meat               | 0.05              | 1.62          | 71                                      | 188               |
| 185              | chicken                          | 0.09              | 4.78          | 230                                     | 504               |
| 189              | egg, fish & meat: s.t. (180-186) | -                 | 29.86         | 598                                     | 1459              |
| 190              | potato                           | 0.36              | 2.46          | 786                                     | 1920              |
| 191              | onion                            | 0.69              | 4.03          | 924                                     | 2283              |
| 192              | radish                           | 0.13              | 0.80          | 446                                     | 1024              |
| 193              | carrot                           | 0.14              | 1.41          | 529                                     | 1195              |
| 195              | beet                             | 0.07              | 0.55          | 276                                     | 580               |
| 198              | pumpkin                          | 0.05              | 0.34          | 178                                     | 359               |
| 200              | gourd                            | 0.04              | 0.32          | 160                                     | 365               |
| 201              | bitter gourd                     | 0.03              | 0.38          | 163                                     | 413               |
| 202              | cucumber                         | 0.28              | 1.57          | 546                                     | 1400              |
| 204              | jhinga / torai                   | 0.07              | 0.62          | 245                                     | 544               |
| 205              | snake gourd                      | 0.03              | 0.22          | 116                                     | 243               |
| 207              | cauliflower                      | 0.08              | 0.86          | 275                                     | 687               |
| 208              | cabbage                          | 0.21              | 1.50          | 578                                     | 1363              |
| 210              | brinjal                          | 0.30              | 2.18          | 747                                     | 1839              |
| 211              | lady's finger                    | 0.14              | 1.35          | 503                                     | 1228              |
| 212              | palak/other leafy vegetables     | 0.42              | 3.03          | 771                                     | 1814              |
| 213              | french beans and barbati         | 0.11              | 1.10          | 387                                     | 802               |
| 214              | tomato                           | 0.65              | 4.37          | 894                                     | 2201              |
| 216              | chillies (green)                 | 0.36              | 1.83          | 898                                     | 2209              |
| 221              | lemon (no.)                      | 1.54              | 1.20          | 660                                     | 1617              |
| 222              | other vegetables                 | 0.19              | 1.36          | 392                                     | 903               |
| 229              | vegetables: s.t. (190-222)       | -                 | 32.07         | 939                                     | 2313              |
| 230              | banana (no.)                     | 5.67              | 5.05          | 826                                     | 2027              |
| 234              | coconut (no.)                    | 1.46              | 8.48          | 808                                     | 2004              |
| 240              | mango                            | 0.14              | 1.88          | 189                                     | 349               |
| 245              | apple                            | 0.05              | 1.74          | 171                                     | 430               |
| 246              | grapes                           | 0.04              | 1.12          | 164                                     | 462               |
| 249              | fruits (fresh) : s.t. (230-247)  | -                 | 19.66         | 945                                     | 2309              |
| 250              | coconut (copra)                  | 0.02              | 0.81          | 157                                     | 445               |
| 251              | groundnut                        | 0.07              | 1.89          | 423                                     | 1100              |
| 253              | cashewnut                        | 0.00              | 0.95          | 142                                     | 317               |
| 256              | raisin (kishmish, monacca etc.)  | 0.00              | 0.37          | 105                                     | 252               |
| 259              | fruits (dry) : s.t. (250-257)    | 0.10              | 4.55          | 523                                     | 1343              |
| 260              | sugar - P.D.S.                   | 0.39              | 4.75          | 628                                     | 1596              |
| 261              | sugar - other sources            | 0.47              | 7.41          | 725                                     | 1833              |
| 262              | gur                              | 0.11              | 1.41          | 378                                     | 975               |
| 269              | sugar : s.t. (260-264)           | 0.97              | 13.68         | 932                                     | 2304              |

\* Unless otherwise specified

(Contd.)

NSS Report No. 461: Consumption of Some Important Commodities in India, 1999-2000

**Table 2U : Monthly per capita quantity and value of consumption for food items for each State and UT**

| item code        | item  | quantity<br>(kg*) | value<br>(Rs) | Urban                                   |                   |
|------------------|---|-------------------|---------------|---|-------------------|
|                  |   |                   |               | no. of households reporting consumption |                   |
|                  |   |                   |               | per 1000 households                     | sample households |
| (1)              | (2)   | (3)               | (4)           | (5)                                     | (6)               |
| <b>Karnataka</b> |   |                   |               |   |                   |
| 279              | salt  | 0.33              | 1.34          | 936                                     | 2309              |
| 280              | turmeric (gm)                                     | 16.92             | 1.16          | 796                                     | 2024              |
| 281              | black pepper (gm)                                 | 6.47              | 1.40          | 456                                     | 1046              |
| 282              | dry chillies (gm)                                 | 75.86             | 3.71          | 858                                     | 2175              |
| 283              | garlic (gm)                                       | 44.59             | 1.57          | 786                                     | 1962              |
| 284              | tamarind (gm)                                     | 64.27             | 2.08          | 796                                     | 1985              |
| 285              | ginger (gm)                                       | 18.80             | 0.67          | 523                                     | 1219              |
| 286              | curry powder (gm)                                 | 36.12             | 3.08          | 522                                     | 1165              |
| 287              | oilseeds (gm)                                     | 9.96              | 0.48          | 361                                     | 890               |
| 288              | other spices (gm)                                 | 37.94             | 3.32          | 750                                     | 1852              |
| 289              | spices : s.t. (280-288)                           | -                 | 17.48         | 939                                     | 2312              |
| 290              | tea : cups (no.)                                  | 6.46              | 12.84         | 592                                     | 1452              |
| 291              | tea : leaf (gm)                                   | 71.30             | 9.15          | 724                                     | 1895              |
| 292              | coffee : cups (no.)                               | 1.88              | 2.41          | 180                                     | 410               |
| 293              | coffee: powder (gm)                               | 39.95             | 5.18          | 413                                     | 884               |
| 295              | cold beverages: bottled/canned (no.)              | 0.23              | 0.91          | 58                                      | 136               |
| 297              | coconut: green (no.)                              | 0.14              | 0.78          | 114                                     | 292               |
| 298              | other beverages (cocoa, chocolate etc.)           | -                 | 3.13          | 135                                     | 275               |
| 300              | biscuits  | 2.68              | 2.25          | 361                                     | 900               |
| 301              | salted refreshments                               | 0.90              | 2.77          | 393                                     | 919               |
| 302              | prepared sweets                                   | 0.89              | 2.63          | 236                                     | 581               |
| 303              | cooked meals (no.)                                | 1.42              | 15.75         | 196                                     | 454               |
| 305              | pickles (gm)                                      | 18.23             | 1.08          | 313                                     | 773               |
| 308              | other processed food                              | -                 | 10.77         | 453                                     | 1044              |
| 309              | beverages etc.: s.t. (290-308)                    | -                 | 70.41         | 995                                     | 2455              |
| 888              | total food  | -                 | 422.00        | 997                                     | 2463              |
| <b>Kerala</b>    |   |                   |               |   |                   |
| 101              | rice - P.D.S.                                     | 3.48              | 32.63         | 593                                     | 1188              |
| 102              | rice - other sources                              | 4.47              | 58.13         | 736                                     | 1519              |
| 106              | other rice products                               | 0.04              | 0.57          | 53                                      | 104               |
| 107              | wheat/atta - P.D.S.                               | 0.54              | 4.42          | 390                                     | 779               |
| 108              | wheat/atta - other sources                        | 0.34              | 4.51          | 325                                     | 672               |
| 110              | maida   | 0.14              | 1.77          | 247                                     | 557               |
| 111              | suji, rawa  | 0.11              | 1.43          | 274                                     | 567               |
| 113              | bread (bakery)                                    | 0.11              | 1.93          | 269                                     | 542               |
| 129              | cereal: s.t. (101-122)                            | 9.25              | 105.74        | 922                                     | 1912              |
| 139              | cereal substitutes (tapioca, jackfruit seed etc.) | 0.45              | 2.22          | 377                                     | 743               |
| 140              | arhar (tur)                                       | 0.14              | 4.10          | 662                                     | 1368              |
| 142              | gram (whole)                                      | 0.11              | 2.46          | 472                                     | 986               |
| 143              | moong   | 0.15              | 3.95          | 633                                     | 1280              |
| 145              | urd   | 0.17              | 5.10          | 574                                     | 1183              |
| 146              | peas  | 0.03              | 0.67          | 139                                     | 264               |
| 150              | other pulses                                      | 0.03              | 0.68          | 120                                     | 244               |

\* Unless otherwise specified

(Contd.)

NSS Report No. 461: Consumption of Some Important Commodities in India, 1999-2000

**Table 2U : Monthly per capita quantity and value of consumption for food items for each State and UT**

| item code     | item                                    | quantity<br>(kg*) | value<br>(Rs) | Urban                                  |                   |
|---------------|---|-------------------|---------------|--|-------------------|
|               |   |                   |               | no.of households reporting consumption |                   |
|               |   |                   |               | per 1000 households                    | sample households |
| (1)           | (2)                                     | (3)               | (4)           | (5)                                    | (6)               |
| <b>Kerala</b> |   |                   |               |  |                   |
| 153           | other pulse products                    | 0.04              | 1.97          | 474                                    | 931               |
| 159           | pulses & pulse products: s.t. (140-153) | 0.69              | 19.52         | 880                                    | 1832              |
| 160           | milk: liquid (litre)                    | 3.49              | 44.34         | 748                                    | 1531              |
| 161           | baby food                               | 0.01              | 1.05          | 36                                     | 69                |
| 162           | milk : condensed/ powder                | 0.05              | 1.97          | 92                                     | 243               |
| 164           | ghee                                    | 0.01              | 0.81          | 75                                     | 145               |
| 169           | milk & milk products: s.t.(160-167)     | -                 | 49.27         | 825                                    | 1689              |
| 173           | coconut oil                             | 0.34              | 18.83         | 837                                    | 1735              |
| 174           | edible oil (others)                     | 0.11              | 3.85          | 373                                    | 745               |
| 179           | edible oil: s.t. (170-174)              | 0.46              | 22.99         | 919                                    | 1902              |
| 180           | eggs (no.)                              | 3.20              | 5.15          | 564                                    | 1124              |
| 181           | fish, prawn                             | 1.88              | 47.68         | 838                                    | 1744              |
| 182           | goat meat/mutton                        | 0.03              | 3.09          | 60                                     | 139               |
| 183           | beef/ buffalo meat                      | 0.17              | 8.30          | 298                                    | 630               |
| 185           | chicken                                 | 0.13              | 6.09          | 244                                    | 551               |
| 189           | egg, fish & meat: s.t. (180-186)        | -                 | 70.38         | 872                                    | 1808              |
| 190           | potato                                  | 0.31              | 2.83          | 774                                    | 1607              |
| 191           | onion                                   | 0.51              | 4.43          | 907                                    | 1882              |
| 193           | carrot                                  | 0.11              | 1.30          | 464                                    | 943               |
| 195           | beet                                    | 0.03              | 0.36          | 173                                    | 321               |
| 197           | arum                                    | 0.04              | 0.33          | 190                                    | 371               |
| 198           | pumpkin                                 | 0.05              | 0.37          | 198                                    | 383               |
| 200           | gourd                                   | 0.08              | 0.55          | 205                                    | 435               |
| 201           | bitter gourd                            | 0.11              | 1.51          | 371                                    | 771               |
| 202           | cucumber                                | 0.16              | 1.09          | 405                                    | 831               |
| 205           | snake gourd                             | 0.08              | 0.71          | 328                                    | 637               |
| 208           | cabbage                                 | 0.19              | 1.92          | 588                                    | 1255              |
| 210           | brinjal                                 | 0.11              | 0.99          | 396                                    | 804               |
| 211           | lady's finger                           | 0.21              | 2.18          | 722                                    | 1496              |
| 212           | palak/other leafy vegetables            | 0.11              | 0.97          | 348                                    | 723               |
| 213           | french beans and barbati                | 0.09              | 1.06          | 299                                    | 584               |
| 214           | tomato                                  | 0.42              | 4.50          | 837                                    | 1764              |
| 215           | peas                                    | 0.06              | 0.61          | 184                                    | 357               |
| 216           | chillies (green)                        | 0.11              | 1.76          | 880                                    | 1813              |
| 218           | plantain (green)                        | 0.16              | 1.44          | 447                                    | 915               |
| 221           | lemon (no.)                             | 0.81              | 0.63          | 248                                    | 510               |
| 222           | other vegetables                        | 0.33              | 3.15          | 567                                    | 1189              |
| 229           | vegetables: s.t. (190-222)              | -                 | 33.22         | 920                                    | 1903              |
| 230           | banana (no.)                            | 5.81              | 7.23          | 654                                    | 1377              |
| 234           | coconut (no.)                           | 4.81              | 26.35         | 906                                    | 1873              |
| 237           | orange,mausami (no.)                    | 0.24              | 0.76          | 88                                     | 178               |
| 240           | mango                                   | 0.08              | 1.03          | 119                                    | 222               |
| 245           | apple                                   | 0.03              | 1.01          | 99                                     | 211               |

\* Unless otherwise specified

(Contd.)

NSS Report No. 461: Consumption of Some Important Commodities in India, 1999-2000

**Table 2U : Monthly per capita quantity and value of consumption for food items for each State and UT**

| item code             | item                                    | quantity<br>(kg*) | value<br>(Rs) | Urban                                  |                   |
|-----------------------|---|-------------------|---------------|--|-------------------|
|                       |   |                   |               | no.of households reporting consumption |                   |
|                       |   |                   |               | per 1000 households                    | sample households |
| (1)                   | (2)                                     | (3)               | (4)           | (5)                                    | (6)               |
| <b>Kerala</b>         |   |                   |               |  |                   |
| 246                   | grapes                                  | 0.08              | 1.75          | 238                                    | 502               |
| 247                   | other fresh fruits                      | -                 | 1.90          | 176                                    | 347               |
| 249                   | fruits (fresh) : s.t. (230-247)         | -                 | 40.57         | 939                                    | 1928              |
| 251                   | groundnut                               | 0.02              | 0.71          | 176                                    | 327               |
| 259                   | fruits (dry) : s.t. (250-257)           | 0.03              | 1.51          | 217                                    | 424               |
| 260                   | sugar - P.D.S.                          | 0.35              | 4.23          | 771                                    | 1594              |
| 261                   | sugar - other sources                   | 0.50              | 7.72          | 834                                    | 1752              |
| 262                   | gur                                     | 0.03              | 0.46          | 146                                    | 272               |
| 269                   | sugar : s.t. (260-264)                  | 0.88              | 12.48         | 922                                    | 1907              |
| 279                   | salt                                    | 0.26              | 1.06          | 922                                    | 1907              |
| 280                   | turmeric (gm)                           | 24.18             | 1.19          | 883                                    | 1820              |
| 281                   | black pepper (gm)                       | 6.28              | 1.26          | 407                                    | 825               |
| 282                   | dry chillies (gm)                       | 113.67            | 5.66          | 896                                    | 1837              |
| 283                   | garlic (gm)                             | 28.07             | 1.08          | 786                                    | 1625              |
| 284                   | tamarind (gm)                           | 73.84             | 3.54          | 869                                    | 1793              |
| 285                   | ginger (gm)                             | 23.61             | 0.91          | 628                                    | 1252              |
| 286                   | curry powder (gm)                       | 25.75             | 1.75          | 424                                    | 903               |
| 287                   | oilseeds (gm)                           | 11.08             | 0.42          | 449                                    | 890               |
| 288                   | other spices (gm)                       | 93.43             | 4.30          | 877                                    | 1807              |
| 289                   | spices : s.t. (280-288)                 | -                 | 20.10         | 921                                    | 1903              |
| 290                   | tea : cups (no.)                        | 8.11              | 16.05         | 705                                    | 1397              |
| 291                   | tea : leaf (gm)                         | 95.23             | 10.58         | 890                                    | 1856              |
| 293                   | coffee: powder (gm)                     | 11.79             | 1.42          | 237                                    | 497               |
| 295                   | cold beverages: bottled/canned (no.)    | 0.12              | 0.55          | 53                                     | 107               |
| 298                   | other beverages (cocoa, chocolate etc.) | -                 | 0.93          | 53                                     | 124               |
| 300                   | biscuits                                | 1.07              | 4.18          | 421                                    | 899               |
| 301                   | salted refreshments                     | 0.85              | 6.09          | 492                                    | 969               |
| 302                   | prepared sweets                         | 0.05              | 1.30          | 123                                    | 277               |
| 303                   | cooked meals (no.)                      | 2.77              | 28.97         | 357                                    | 658               |
| 304                   | cake, pastry                            | 0.01              | 0.78          | 69                                     | 137               |
| 308                   | other processed food                    | -                 | 6.19          | 273                                    | 570               |
| 309                   | beverages etc.: s.t. (290-308)          | -                 | 78.28         | 996                                    | 2009              |
| 888                   | total food                              | -                 | 457.00        | 997                                    | 2011              |
| <b>Madhya Pradesh</b> |   |                   |               |  |                   |
| 101                   | rice - P.D.S.                           | 0.09              | 0.71          | 67                                     | 188               |
| 102                   | rice - other sources                    | 3.28              | 38.21         | 896                                    | 2864              |
| 103                   | chira                                   | 0.05              | 0.69          | 168                                    | 610               |
| 107                   | wheat/atta - P.D.S.                     | 0.15              | 1.04          | 45                                     | 149               |
| 108                   | wheat/atta - other sources              | 7.06              | 52.34         | 905                                    | 2856              |
| 111                   | suji, rawa                              | 0.06              | 0.69          | 255                                    | 902               |
| 113                   | bread (bakery)                          | 0.11              | 1.34          | 167                                    | 595               |
| 117                   | maize & products                        | 0.17              | 0.90          | 45                                     | 84                |
| 129                   | cereal: s.t. (101-122)                  | 11.09             | 97.17         | 981                                    | 3098              |

\* Unless otherwise specified

(Contd.)

NSS Report No. 461: Consumption of Some Important Commodities in India, 1999-2000

**Table 2U : Monthly per capita quantity and value of consumption for food items for each State and UT**

| item code             | item                                    | quantity<br>(kg*) | value<br>(Rs) | Urban                                   |                   |
|-----------------------|---|-------------------|---------------|---|-------------------|
|                       |   |                   |               | no. of households reporting consumption |                   |
|                       |   |                   |               | per 1000 households                     | sample households |
| (1)                   | (2)                                     | (3)               | (4)           | (5)                                     | (6)               |
| <b>Madhya Pradesh</b> |   |                   |               |   |                   |
| 140                   | arhar (tur)                             | 0.50              | 14.07         | 889                                     | 2823              |
| 141                   | gram (split)                            | 0.07              | 1.27          | 255                                     | 720               |
| 143                   | moong                                   | 0.13              | 3.23          | 506                                     | 1607              |
| 144                   | masur                                   | 0.09              | 1.94          | 279                                     | 890               |
| 145                   | urd                                     | 0.07              | 1.26          | 231                                     | 736               |
| 152                   | besan                                   | 0.11              | 2.08          | 480                                     | 1515              |
| 159                   | pulses & pulse products: s.t. (140-153) | 1.00              | 24.62         | 979                                     | 3090              |
| 160                   | milk: liquid (litre)                    | 4.33              | 51.76         | 845                                     | 2679              |
| 164                   | ghee                                    | 0.07              | 9.87          | 332                                     | 1132              |
| 169                   | milk & milk products: s.t.(160-167)     | -                 | 63.08         | 868                                     | 2757              |
| 170                   | vanaspati, margarine                    | 0.03              | 1.30          | 137                                     | 454               |
| 171                   | mustard oil                             | 0.14              | 5.13          | 262                                     | 895               |
| 172                   | groundnut oil                           | 0.19              | 8.05          | 289                                     | 964               |
| 174                   | edible oil (others)                     | 0.27              | 8.81          | 437                                     | 1272              |
| 179                   | edible oil: s.t. (170-174)              | 0.64              | 23.39         | 979                                     | 3089              |
| 180                   | eggs (no.)                              | 1.12              | 1.85          | 221                                     | 716               |
| 181                   | fish, prawn                             | 0.05              | 2.29          | 153                                     | 472               |
| 182                   | goat meat/mutton                        | 0.07              | 5.10          | 196                                     | 636               |
| 183                   | beef/ buffalo meat                      | 0.02              | 0.64          | 35                                      | 111               |
| 185                   | chicken                                 | 0.03              | 1.84          | 97                                      | 315               |
| 189                   | egg, fish & meat: s.t. (180-186)        | -                 | 11.76         | 399                                     | 1255              |
| 190                   | potato                                  | 1.28              | 5.66          | 969                                     | 3066              |
| 191                   | onion                                   | 0.66              | 3.83          | 950                                     | 2994              |
| 192                   | radish                                  | 0.21              | 0.81          | 355                                     | 1136              |
| 193                   | carrot                                  | 0.08              | 0.41          | 167                                     | 521               |
| 197                   | arum                                    | 0.05              | 0.41          | 137                                     | 446               |
| 198                   | pumpkin                                 | 0.16              | 0.84          | 355                                     | 1124              |
| 200                   | gourd                                   | 0.25              | 1.47          | 394                                     | 1387              |
| 201                   | bitter gourd                            | 0.05              | 0.53          | 163                                     | 565               |
| 202                   | cucumber                                | 0.06              | 0.39          | 115                                     | 413               |
| 203                   | parwal / patal                          | 0.07              | 0.82          | 174                                     | 588               |
| 204                   | jhinga / torai                          | 0.15              | 1.18          | 306                                     | 914               |
| 207                   | cauliflower                             | 0.33              | 2.55          | 488                                     | 1484              |
| 208                   | cabbage                                 | 0.21              | 1.25          | 393                                     | 1268              |
| 210                   | brinjal                                 | 0.36              | 2.25          | 715                                     | 2307              |
| 211                   | lady's finger                           | 0.19              | 1.87          | 439                                     | 1437              |
| 212                   | palak/other leafy vegetables            | 0.43              | 2.12          | 597                                     | 1870              |
| 213                   | french beans and barbati                | 0.09              | 0.85          | 227                                     | 790               |
| 214                   | tomato                                  | 0.66              | 4.58          | 857                                     | 2749              |
| 215                   | peas                                    | 0.13              | 0.77          | 198                                     | 615               |
| 216                   | chillies (green)                        | 0.38              | 1.65          | 840                                     | 2689              |
| 221                   | lemon (no.)                             | 1.04              | 0.71          | 332                                     | 1144              |
| 222                   | other vegetables                        | 0.24              | 1.74          | 367                                     | 1188              |

\* Unless otherwise specified

(Contd.)

NSS Report No. 461: Consumption of Some Important Commodities in India, 1999-2000

**Table 2U : Monthly per capita quantity and value of consumption for food items for each State and UT**

| item code             | item                            | quantity<br>(kg*) | value<br>(Rs) | no. of households      |                      |
|-----------------------|---------------------------------|-------------------|---------------|------------------------|----------------------|
|                       |                                 |                   |               | reporting consumption  |                      |
|                       |                                 |                   |               | per 1000<br>households | sample<br>households |
| (1)                   | (2)                             | (3)               | (4)           | (5)                    | (6)                  |
| <b>Urban</b>          |                                 |                   |               |                        |                      |
| <b>Madhya Pradesh</b> |                                 |                   |               |                        |                      |
| 229                   | vegetables: s.t. (190-222)      | -                 | 37.16         | 980                    | 3094                 |
| 230                   | banana (no.)                    | 4.15              | 2.75          | 530                    | 1660                 |
| 234                   | coconut (no.)                   | 0.11              | 0.73          | 201                    | 603                  |
| 235                   | guava                           | 0.12              | 0.64          | 206                    | 619                  |
| 238                   | papaya                          | 0.07              | 0.58          | 132                    | 450                  |
| 240                   | mango                           | 0.10              | 1.54          | 132                    | 525                  |
| 245                   | apple                           | 0.05              | 1.65          | 145                    | 548                  |
| 246                   | grapes                          | 0.03              | 0.90          | 118                    | 445                  |
| 249                   | fruits (fresh) : s.t. (230-247) | -                 | 10.17         | 812                    | 2577                 |
| 251                   | groundnut                       | 0.05              | 0.80          | 157                    | 522                  |
| 259                   | fruits (dry) : s.t. (250-257)   | 0.12              | 2.54          | 240                    | 829                  |
| 260                   | sugar - P.D.S.                  | 0.24              | 2.95          | 502                    | 1599                 |
| 261                   | sugar - other sources           | 0.73              | 11.65         | 902                    | 2821                 |
| 262                   | gur                             | 0.05              | 0.57          | 169                    | 535                  |
| 269                   | sugar : s.t. (260-264)          | 1.02              | 15.20         | 970                    | 3055                 |
| 279                   | salt                            | 0.27              | 1.32          | 978                    | 3088                 |
| 280                   | turmeric (gm)                   | 38.02             | 1.92          | 977                    | 3081                 |
| 281                   | black pepper (gm)               | 2.81              | 0.64          | 196                    | 713                  |
| 282                   | dry chillies (gm)               | 63.89             | 3.36          | 958                    | 2999                 |
| 283                   | garlic (gm)                     | 41.46             | 1.50          | 772                    | 2461                 |
| 285                   | ginger (gm)                     | 23.07             | 0.88          | 488                    | 1554                 |
| 286                   | curry powder (gm)               | 4.03              | 0.40          | 126                    | 433                  |
| 287                   | oilseeds (gm)                   | 5.20              | 0.18          | 161                    | 490                  |
| 288                   | other spices (gm)               | 45.45             | 3.97          | 889                    | 2839                 |
| 289                   | spices : s.t. (280-288)         | -                 | 13.06         | 981                    | 3095                 |
| 290                   | tea : cups (no.)                | 4.37              | 6.34          | 434                    | 1348                 |
| 291                   | tea : leaf (gm)                 | 70.14             | 9.72          | 924                    | 2935                 |
| 300                   | biscuits                        | 3.52              | 2.35          | 465                    | 1565                 |
| 301                   | salted refreshments             | 1.75              | 3.20          | 475                    | 1442                 |
| 302                   | prepared sweets                 | 0.79              | 2.66          | 202                    | 665                  |
| 303                   | cooked meals (no.)              | 0.28              | 3.18          | 36                     | 111                  |
| 305                   | pickles (gm)                    | 13.35             | 0.74          | 185                    | 629                  |
| 308                   | other processed food            | -                 | 0.82          | 85                     | 308                  |
| 309                   | beverages etc.: s.t. (290-308)  | -                 | 30.44         | 990                    | 3111                 |
| 888                   | total food                      | -                 | 330.00        | 1000                   | 3145                 |
| <b>Maharashtra</b>    |                                 |                   |               |                        |                      |
| 101                   | rice - P.D.S.                   | 0.24              | 1.94          | 150                    | 772                  |
| 102                   | rice - other sources            | 3.10              | 40.82         | 895                    | 4725                 |
| 103                   | chira                           | 0.09              | 1.45          | 308                    | 1608                 |
| 107                   | wheat/atta - P.D.S.             | 0.32              | 1.80          | 150                    | 792                  |
| 108                   | wheat/atta - other sources      | 4.17              | 39.31         | 869                    | 4559                 |
| 111                   | suji, rawa                      | 0.11              | 1.36          | 438                    | 2212                 |
| 113                   | bread (bakery)                  | 0.20              | 3.98          | 372                    | 1957                 |

\* Unless otherwise specified

(Contd.)

NSS Report No. 461: Consumption of Some Important Commodities in India, 1999-2000



**Table 2U : Monthly per capita quantity and value of consumption for food items for each State and UT**

| item code          | item  | quantity<br>(kg*) | value<br>(Rs) | Urban                                  |                   |
|--------------------|---|-------------------|---------------|--|-------------------|
|                    |   |                   |               | no.of households reporting consumption |                   |
|                    |   |                   |               | per 1000 households                    | sample households |
| (1)                | (2)   | (3)               | (4)           | (5)                                    | (6)               |
| <b>Maharashtra</b> |   |                   |               |  |                   |
| 115                | jowar & products                                  | 0.89              | 7.40          | 262                                    | 1429              |
| 116                | bajra & products                                  | 0.14              | 1.09          | 65                                     | 408               |
| 129                | cereal: s.t. (101-122)                            | 9.35              | 100.36        | 927                                    | 4897              |
| 139                | cereal substitutes (tapioca, jackfruit seed etc.) | 0.07              | 1.50          | 318                                    | 1659              |
| 140                | arhar (tur)                                       | 0.45              | 13.90         | 891                                    | 4703              |
| 141                | gram (split)                                      | 0.12              | 2.42          | 477                                    | 2542              |
| 142                | gram (whole)                                      | 0.02              | 0.51          | 132                                    | 651               |
| 143                | moong   | 0.15              | 4.12          | 658                                    | 3442              |
| 144                | masur   | 0.09              | 2.33          | 382                                    | 1992              |
| 145                | urd   | 0.04              | 1.21          | 225                                    | 1194              |
| 146                | peas  | 0.02              | 0.35          | 117                                    | 522               |
| 150                | other pulses                                      | 0.05              | 1.25          | 224                                    | 1110              |
| 152                | besan   | 0.07              | 1.52          | 402                                    | 1953              |
| 159                | pulses & pulse products: s.t. (140-153)           | 1.02              | 28.00         | 925                                    | 4883              |
| 160                | milk: liquid (litre)                              | 4.79              | 66.02         | 891                                    | 4713              |
| 161                | baby food   | 0.01              | 0.65          | 19                                     | 99                |
| 163                | curd  | 0.03              | 0.42          | 100                                    | 542               |
| 164                | ghee  | 0.03              | 4.27          | 141                                    | 827               |
| 165                | butter  | 0.01              | 0.56          | 46                                     | 213               |
| 169                | milk & milk products: s.t.(160-167)               | -                 | 72.61         | 902                                    | 4770              |
| 170                | vanaspati, margarine                              | 0.03              | 1.53          | 201                                    | 1004              |
| 171                | mustard oil                                       | 0.06              | 1.17          | 44                                     | 210               |
| 172                | groundnut oil                                     | 0.49              | 21.02         | 560                                    | 3114              |
| 174                | edible oil (others)                               | 0.25              | 9.69          | 337                                    | 1636              |
| 179                | edible oil: s.t. (170-174)                        | 0.84              | 33.86         | 925                                    | 4877              |
| 180                | eggs (no.)  | 1.95              | 3.02          | 386                                    | 1923              |
| 181                | fish, prawn                                       | 0.15              | 6.48          | 287                                    | 1398              |
| 182                | goat meat/mutton                                  | 0.13              | 12.23         | 364                                    | 1885              |
| 183                | beef/ buffalo meat                                | 0.11              | 3.44          | 82                                     | 484               |
| 185                | chicken   | 0.05              | 3.38          | 188                                    | 923               |
| 189                | egg, fish & meat: s.t. (180-186)                  | -                 | 28.60         | 597                                    | 3082              |
| 190                | potato  | 0.66              | 4.20          | 906                                    | 4757              |
| 191                | onion   | 0.79              | 4.76          | 911                                    | 4797              |
| 192                | radish  | 0.06              | 0.49          | 208                                    | 1071              |
| 193                | carrot  | 0.06              | 0.67          | 204                                    | 1058              |
| 198                | pumpkin   | 0.12              | 0.82          | 238                                    | 1226              |
| 200                | gourd   | 0.12              | 0.88          | 257                                    | 1312              |
| 201                | bitter gourd                                      | 0.06              | 0.93          | 300                                    | 1549              |
| 202                | cucumber  | 0.10              | 1.09          | 266                                    | 1438              |
| 203                | parwal / patal                                    | 0.03              | 0.44          | 100                                    | 502               |
| 204                | jhinga / torai                                    | 0.07              | 0.86          | 228                                    | 1114              |
| 207                | cauliflower                                       | 0.30              | 3.75          | 667                                    | 3447              |
| 208                | cabbage   | 0.29              | 3.20          | 718                                    | 3757              |

\* Unless otherwise specified

(Contd.)

NSS Report No. 461: Consumption of Some Important Commodities in India, 1999-2000

**Table 2U : Monthly per capita quantity and value of consumption for food items for each State and UT**

| item code          | item                            | quantity<br>(kg*) | value<br>(Rs) | no. of households<br>reporting consumption |                      |
|--------------------|---------------------------------|-------------------|---------------|--|----------------------|
|                    |                                 |                   |               | per 1000<br>households                     | sample<br>households |
|                    |                                 |                   |               | (1)  | (2)                  |
| <b>Urban</b>       |                                 |                   |               |  |                      |
| <b>Maharashtra</b> |                                 |                   |               |  |                      |
| 210                | brinjal                         | 0.39              | 3.70          | 829  | 4342                 |
| 211                | lady's finger                   | 0.17              | 2.62          | 564  | 3065                 |
| 212                | palak/other leafy vegetables    | 0.45              | 4.16          | 782  | 4135                 |
| 213                | french beans and barb ati       | 0.10              | 1.31          | 346  | 1680                 |
| 214                | tomato                          | 0.59              | 5.81          | 889  | 4667                 |
| 215                | peas                            | 0.04              | 0.57          | 137  | 684                  |
| 216                | chillies (green)                | 0.19              | 2.14          | 803  | 4250                 |
| 217                | capsicum                        | 0.02              | 0.38          | 115  | 635                  |
| 221                | lemon (no.)                     | 1.61              | 1.26          | 583  | 3148                 |
| 222                | other vegetables                | 0.18              | 2.31          | 397  | 2134                 |
| 229                | vegetables: s.t. (190-222)      | -                 | 46.84         | 926  | 4890                 |
| 230                | banana (no.)                    | 5.74              | 4.60          | 759  | 4036                 |
| 234                | coconut (no.)                   | 0.39              | 2.97          | 361  | 1875                 |
| 235                | guava                           | 0.04              | 0.36          | 109  | 570                  |
| 237                | orange,mausami (no.)            | 0.56              | 1.09          | 140  | 669                  |
| 240                | mango                           | 0.14              | 3.07          | 147  | 814                  |
| 245                | apple                           | 0.08              | 3.07          | 243  | 1325                 |
| 246                | grapes                          | 0.05              | 1.59          | 199  | 982                  |
| 247                | other fresh fruits              | -                 | 1.52          | 202  | 1093                 |
| 249                | fruits (fresh) : s.t. (230-247) | -                 | 19.73         | 883  | 4678                 |
| 250                | coconut (copra)                 | 0.06              | 2.44          | 415  | 2211                 |
| 251                | groundnut                       | 0.15              | 4.14          | 593  | 3188                 |
| 253                | cashewnut                       | 0.01              | 0.68          | 52   | 304                  |
| 256                | raisin (kishmish, monacca etc.) | 0.01              | 0.59          | 59   | 325                  |
| 259                | fruits (dry) : s.t. (250-257)   | 0.24              | 8.64          | 679  | 3639                 |
| 260                | sugar - P.D.S.                  | 0.25              | 2.63          | 553  | 2882                 |
| 261                | sugar - other sources           | 0.86              | 12.15         | 894  | 4732                 |
| 262                | gur                             | 0.03              | 0.53          | 183  | 955                  |
| 269                | sugar : s.t. (260-264)          | 1.15              | 15.34         | 921  | 4871                 |
| 279                | salt                            | 0.32              | 1.45          | 925  | 4878                 |
| 280                | tumeric (gm)                    | 27.16             | 1.92          | 915  | 4813                 |
| 281                | black pepper (gm)               | 2.25              | 0.41          | 149  | 843                  |
| 282                | dry chillies (gm)               | 69.80             | 4.42          | 881  | 4616                 |
| 283                | garlic (gm)                     | 51.20             | 2.16          | 849  | 4465                 |
| 284                | tamarind (gm)                   | 5.45              | 0.25          | 134  | 706                  |
| 285                | ginger (gm)                     | 25.14             | 1.31          | 633  | 3314                 |
| 286                | curry powder (gm)               | 10.30             | 1.00          | 246  | 1274                 |
| 287                | oilseeds (gm)                   | 7.47              | 0.44          | 262  | 1231                 |
| 288                | other spices (gm)               | 39.77             | 3.99          | 825  | 4306                 |
| 289                | spices : s.t. (280-288)         | -                 | 15.90         | 926  | 4887                 |
| 290                | tea : cups (no.)                | 7.68              | 15.91         | 669  | 3457                 |
| 291                | tea : leaf (gm)                 | 84.17             | 12.48         | 902  | 4772                 |
| 293                | coffee: powder (gm)             | 1.49              | 0.59          | 56   | 308                  |

\* Unless otherwise specified

(Contd.)

NSS Report No. 461: Consumption of Some Important Commodities in India, 1999-2000

**Table 2U : Monthly per capita quantity and value of consumption for food items for each State and UT**

| <b>Urban</b>       |   |                   |               |  |                      |
|--------------------|---|-------------------|---------------|--|----------------------|
| item code          | item  | quantity<br>(kg*) | value<br>(Rs) | no. of households<br>reporting consumption |                      |
|                    |   |                   |               | per 1000<br>households                     | sample<br>households |
| (1)                | (2)   | (3)               | (4)           | (5)  | (6)                  |
| <b>Maharashtra</b> |   |                   |               |  |                      |
| 295                | cold beverages: bottled/canned (no.)              | 0.14              | 1.51          | 68   | 369                  |
| 296                | fruit juice and shake (glass)                     | 0.05              | 0.55          | 28   | 136                  |
| 298                | other beverages (cocoa, chocolate etc.)           | -                 | 0.87          | 55   | 264                  |
| 300                | biscuits  | 0.94              | 4.41          | 566  | 2887                 |
| 301                | salted refreshments                               | 0.53              | 4.70          | 436  | 2281                 |
| 302                | prepared sweets                                   | 0.17              | 2.20          | 153  | 801                  |
| 303                | cooked meals (no.)                                | 1.34              | 20.80         | 149  | 702                  |
| 305                | pickles (gm)                                      | 12.56             | 0.96          | 233  | 1189                 |
| 308                | other processed food                              | -                 | 1.69          | 112  | 543                  |
| 309                | beverages etc.: s.t. (290-308)                    | -                 | 68.15         | 998  | 5216                 |
| 888                | total food  | -                 | 441.00        | 1000                                       | 5232                 |
| <b>Manipur</b>     |   |                   |               |  |                      |
| 101                | rice - P.D.S.                                     | 0.10              | 0.78          | 54   | 50                   |
| 102                | rice - other sources                              | 15.30             | 215.36        | 985  | 648                  |
| 103                | chira   | 0.04              | 0.50          | 4  | 6                    |
| 113                | bread (bakery)                                    | 0.05              | 0.81          | 71   | 74                   |
| 129                | cereal: s.t. (101-122)                            | 15.53             | 218.05        | 1000                                       | 665                  |
| 139                | cereal substitutes (tapioca, jackfruit seed etc.) | 0.22              | 3.18          | 14   | 12                   |
| 140                | arhar (tur)                                       | 0.58              | 1.73          | 173  | 113                  |
| 143                | moong   | 5.27              | 1.09          | 232  | 118                  |
| 144                | masur   | 3.88              | 2.82          | 530  | 372                  |
| 145                | urd   | 1.26              | 0.99          | 240  | 140                  |
| 146                | peas  | 1.36              | 2.85          | 626  | 398                  |
| 150                | other pulses                                      | 1.39              | 0.74          | 199  | 126                  |
| 152                | besan   | 10.08             | 1.07          | 448  | 267                  |
| 153                | other pulse products                              | 0.99              | 1.03          | 267  | 146                  |
| 159                | pulses & pulse products: s.t. (140-153)           | 25.74             | 12.59         | 971  | 638                  |
| 160                | milk: liquid (litre)                              | 0.45              | 5.43          | 274  | 166                  |
| 161                | baby food   | 0.18              | 1.39          | 24   | 22                   |
| 162                | milk : condensed/ powder                          | 0.87              | 6.69          | 273  | 195                  |
| 169                | milk & milk products: s.t.(160-167)               | -                 | 13.98         | 544  | 376                  |
| 171                | mustard oil                                       | -                 | 14.70         | 968  | 639                  |
| 179                | edible oil: s.t. (170-174)                        | -                 | 15.21         | 983  | 646                  |
| 180                | eggs (no.)  | 1.38              | 3.63          | 399  | 272                  |
| 181                | fish, prawn                                       | 0.71              | 25.92         | 909  | 569                  |
| 183                | beef/ buffalo meat                                | 0.02              | 0.98          | 55   | 76                   |
| 185                | chicken   | 0.05              | 3.89          | 157  | 104                  |
| 186                | others (birds, crab, oyster, tortoise etc.)       | 5.50              | 12.03         | 512  | 317                  |
| 189                | egg, fish & meat: s.t. (180-186)                  | -                 | 46.99         | 983  | 648                  |
| 190                | potato  | 0.96              | 5.82          | 970  | 643                  |
| 191                | onion   | 14.70             | 2.61          | 922  | 575                  |
| 193                | carrot  | 0.08              | 0.45          | 108  | 57                   |
| 197                | arum  | 0.16              | 1.16          | 252  | 191                  |

\* Unless otherwise specified

(Contd.)

NSS Report No. 461: Consumption of Some Important Commodities in India, 1999-2000

**Table 2U : Monthly per capita quantity and value of consumption for food items for each State and UT**

| item code | item                            | quantity<br>(kg*) | value<br>(Rs) | no. of households<br>reporting consumption |                      |
|-----------|---------------------------------|-------------------|---------------|--|----------------------|
|           |                                 |                   |               | per 1000<br>households                     | sample<br>households |
|           |                                 |                   |               | (5)  | (6)                  |
| (1)       | (2)                             | (3)               | (4)           | (5)  | (6)                  |
|           | <b>Manipur</b>                  |                   |               |  |                      |
| 198       | pumpkin                         | 0.14              | 0.69          | 266  | 189                  |
| 200       | gourd                           | 0.10              | 0.41          | 152  | 106                  |
| 202       | cucumber                        | 0.18              | 0.54          | 214  | 133                  |
| 205       | snake gourd                     | 0.11              | 0.77          | 119  | 85                   |
| 207       | cauliflower                     | 0.17              | 1.61          | 256  | 187                  |
| 208       | cabbage                         | 0.46              | 2.29          | 527  | 371                  |
| 210       | brinjal                         | 0.25              | 1.35          | 451  | 306                  |
| 211       | lady's finger                   | 0.10              | 0.62          | 183  | 111                  |
| 212       | palak/other leafy vegetables    | 0.78              | 4.52          | 605  | 382                  |
| 213       | french beans and barbati        | 0.10              | 0.97          | 259  | 156                  |
| 214       | tomato                          | 0.14              | 1.29          | 505  | 340                  |
| 215       | peas                            | 0.07              | 0.93          | 163  | 138                  |
| 216       | chillies (green)                | 2.96              | 1.30          | 324  | 261                  |
| 222       | other vegetables                | 0.84              | 6.87          | 801  | 514                  |
| 229       | vegetables: s.t. (190-222)      | -                 | 34.66         | 999  | 663                  |
| 230       | banana (no.)                    | 2.46              | 2.39          | 440  | 285                  |
| 233       | pineapple (no.)                 | 0.11              | 0.33          | 130  | 83                   |
| 237       | orange,mausami (no.)            | 0.32              | 1.04          | 168  | 118                  |
| 247       | other fresh fruits              | -                 | 1.69          | 440  | 292                  |
| 249       | fruits (fresh) : s.t. (230-247) | -                 | 6.78          | 810  | 523                  |
| 260       | sugar - P.D.S.                  | 4.46              | 1.19          | 255  | 192                  |
| 261       | sugar - other sources           | 10.02             | 4.69          | 686  | 432                  |
| 269       | sugar : s.t. (260-264)          | 14.48             | 5.96          | 857  | 573                  |
| 279       | salt                            | 12.86             | 2.38          | 988  | 650                  |
| 280       | turmeric (gm)                   | 28.33             | 1.35          | 941  | 580                  |
| 282       | dry chillies (gm)               | 54.85             | 5.47          | 883  | 581                  |
| 283       | garlic (gm)                     | 36.53             | 1.20          | 779  | 460                  |
| 285       | ginger (gm)                     | 44.00             | 0.65          | 641  | 421                  |
| 286       | curry powder (gm)               | 2.16              | 0.37          | 172  | 96                   |
| 288       | other spices (gm)               | 29.94             | 2.93          | 880  | 548                  |
| 289       | spices : s.t. (280 -288)        | -                 | 12.06         | 989  | 653                  |
| 290       | tea : cups (no.)                | 4.20              | 7.52          | 633  | 397                  |
| 291       | tea : leaf (gm)                 | 22.87             | 3.28          | 783  | 523                  |
| 300       | biscuits                        | 13.66             | 3.20          | 375  | 229                  |
| 301       | salted refreshments             | 12.60             | 3.43          | 265  | 135                  |
| 302       | prepared sweets                 | 3.02              | 0.90          | 131  | 84                   |
| 303       | cooked meals (no.)              | 0.36              | 3.06          | 87   | 63                   |
| 304       | cake, pastry                    | 0.10              | 0.64          | 54   | 33                   |
| 308       | other processed food            | -                 | 3.56          | 476  | 324                  |
| 309       | beverages etc.: s.t. (290-308)  | -                 | 26.85         | 968  | 642                  |
| 888       | total food                      | -                 | 399.00        | 1000                                       | 665                  |

\* Unless otherwise specified

(Contd.)

NSS Report No. 461: Consumption of Some Important Commodities in India, 1999-2000

**Table 2U : Monthly per capita quantity and value of consumption for food items for each State and UT**

| item code        | item  | quantity<br>(kg*) | value<br>(Rs) | Urban                                   |                   |
|------------------|---|-------------------|---------------|---|-------------------|
|                  |   |                   |               | no. of households reporting consumption |                   |
|                  |   |                   |               | per 1000 households                     | sample households |
| (1)              | (2)   | (3)               | (4)           | (5)                                     | (6)               |
| <b>Meghalaya</b> |   |                   |               |   |                   |
| 101              | rice - P.D.S.                               | 1.88              | 19.72         | 330                                     | 124               |
| 102              | rice - other sources                        | 7.71              | 98.63         | 837                                     | 333               |
| 103              | chira                                       | 0.07              | 0.94          | 30                                      | 16                |
| 108              | wheat/atta - other sources                  | 0.42              | 4.44          | 267                                     | 128               |
| 113              | bread (bakery)                              | 0.32              | 6.87          | 354                                     | 171               |
| 122              | other cereals                               | 0.06              | 0.85          | 6                                       | 4                 |
| 129              | cereal: s.t. (101-122)                      | 10.65             | 132.99        | 869                                     | 345               |
| 140              | arhar (tur)                                 | 0.03              | 0.91          | 84                                      | 50                |
| 143              | moong                                       | 0.06              | 1.77          | 328                                     | 106               |
| 144              | masur                                       | 0.31              | 8.07          | 820                                     | 329               |
| 159              | pulses & pulse products: s.t. (140-153)     | 0.45              | 12.15         | 831                                     | 337               |
| 160              | milk: liquid (litre)                        | 2.92              | 30.88         | 597                                     | 253               |
| 161              | baby food                                   | 0.06              | 2.82          | 38                                      | 15                |
| 162              | milk : condensed/ powder                    | 0.02              | 3.13          | 91                                      | 49                |
| 164              | ghee  | 0.01              | 1.06          | 66                                      | 30                |
| 165              | butter                                      | 0.01              | 1.29          | 119                                     | 57                |
| 169              | milk & milk products: s.t.(160-167)         | -                 | 39.42         | 675                                     | 294               |
| 170              | vanaspati, margarine                        | 0.02              | 0.92          | 54                                      | 32                |
| 171              | mustard oil                                 | 0.46              | 20.57         | 834                                     | 325               |
| 174              | edible oil (others)                         | 0.02              | 0.98          | 76                                      | 41                |
| 179              | edible oil: s.t. (170-174)                  | 0.51              | 22.79         | 857                                     | 339               |
| 180              | eggs (no.)                                  | 2.58              | 5.18          | 521                                     | 217               |
| 181              | fish, prawn                                 | 0.41              | 19.30         | 677                                     | 281               |
| 182              | goat meat/mutton                            | 0.09              | 3.57          | 151                                     | 83                |
| 183              | beef/ buffalo meat                          | 0.63              | 26.34         | 597                                     | 211               |
| 184              | pork  | 0.27              | 23.29         | 587                                     | 213               |
| 185              | chicken                                     | 0.09              | 7.58          | 256                                     | 111               |
| 186              | others (birds, crab, oyster, tortoise etc.) | 0.02              | 1.21          | 71                                      | 36                |
| 189              | egg, fish & meat: s.t. (180-186)            | -                 | 86.49         | 843                                     | 332               |
| 190              | potato                                      | 1.38              | 9.03          | 862                                     | 340               |
| 191              | onion                                       | 0.52              | 6.14          | 861                                     | 341               |
| 192              | radish                                      | 0.11              | 0.66          | 116                                     | 57                |
| 193              | carrot                                      | 0.20              | 2.61          | 512                                     | 173               |
| 198              | pumpkin                                     | 0.23              | 1.78          | 351                                     | 149               |
| 201              | bitter gourd                                | 0.04              | 0.62          | 137                                     | 66                |
| 202              | cucumber                                    | 0.31              | 1.23          | 258                                     | 113               |
| 203              | parwal / patal                              | 0.05              | 0.70          | 136                                     | 64                |
| 207              | cauliflower                                 | 0.22              | 2.73          | 293                                     | 140               |
| 208              | cabbage                                     | 0.43              | 3.67          | 618                                     | 244               |
| 210              | brinjal                                     | 0.08              | 0.80          | 200                                     | 101               |
| 212              | palak/other leafy vegetables                | 0.51              | 4.08          | 647                                     | 256               |
| 213              | french beans and barbati                    | 0.10              | 1.45          | 287                                     | 138               |
| 214              | tomato                                      | 0.27              | 2.68          | 495                                     | 206               |

\* Unless otherwise specified

(Contd.)

**Table 2U : Monthly per capita quantity and value of consumption for food items for each State and UT**

| <b>Urban</b>     |   |                   |               |  |                      |
|------------------|---|-------------------|---------------|--|----------------------|
| item code        | item                                    | quantity<br>(kg*) | value<br>(Rs) | no. of households<br>reporting consumption |                      |
|                  |   |                   |               | per 1000<br>households                     | sample<br>households |
| (1)              | (2)                                     | (3)               | (4)           | (5)  | (6)                  |
| <b>Meghalaya</b> |   |                   |               |  |                      |
| 216              | chillies (green)                        | 0.13              | 3.38          | 854  | 338                  |
| 221              | lemon (no.)                             | 0.86              | 1.88          | 282  | 118                  |
| 222              | other vegetables                        | 0.22              | 1.69          | 251  | 141                  |
| 229              | vegetables: s.t. (190-222)              | -                 | 48.50         | 864  | 343                  |
| 230              | banana (no.)                            | 2.55              | 3.25          | 293  | 144                  |
| 237              | orange,mausami (no.)                    | 0.73              | 1.86          | 146  | 72                   |
| 240              | mango                                   | 0.06              | 1.40          | 94   | 61                   |
| 242              | pears (naspati)                         | 0.08              | 0.55          | 101  | 38                   |
| 245              | apple                                   | 0.03              | 1.81          | 95   | 43                   |
| 247              | other fresh fruits                      | -                 | 0.89          | 116  | 67                   |
| 249              | fruits (fresh) : s.t. (230-247)         | -                 | 11.00         | 557  | 277                  |
| 259              | fruits (dry) : s.t. (250-257)           | 0.06              | 1.05          | 81   | 50                   |
| 260              | sugar - P.D.S.                          | 0.16              | 2.05          | 382  | 186                  |
| 261              | sugar - other sources                   | 0.49              | 9.42          | 821  | 323                  |
| 269              | sugar : s.t. (260-264)                  | 0.65              | 11.59         | 862  | 342                  |
| 279              | salt                                    | 0.64              | 1.45          | 857  | 339                  |
| 280              | turmeric (gm)                           | 24.66             | 2.03          | 860  | 340                  |
| 281              | black pepper (gm)                       | 5.36              | 1.65          | 410  | 139                  |
| 282              | dry chillies (gm)                       | 4.08              | 0.28          | 120  | 74                   |
| 283              | garlic (gm)                             | 30.40             | 1.55          | 708  | 286                  |
| 285              | ginger (gm)                             | 32.77             | 1.14          | 724  | 297                  |
| 288              | other spices (gm)                       | 9.29              | 1.01          | 310  | 177                  |
| 289              | spices : s.t. (280 -288)                | -                 | 7.93          | 863  | 342                  |
| 290              | tea : cups (no.)                        | 11.94             | 20.77         | 878  | 325                  |
| 291              | tea : leaf (gm)                         | 84.19             | 10.92         | 859  | 338                  |
| 298              | other beverages (cocoa, chocolate etc.) | -                 | 1.22          | 69   | 44                   |
| 300              | biscuits                                | 1.68              | 11.57         | 675  | 301                  |
| 301              | salted refreshments                     | 0.28              | 1.96          | 169  | 96                   |
| 302              | prepared sweets                         | 0.02              | 1.43          | 94   | 55                   |
| 303              | cooked meals (no.)                      | 2.45              | 26.19         | 176  | 63                   |
| 304              | cake, pastry                            | 0.00              | 0.50          | 30   | 19                   |
| 305              | pickles (gm)                            | 5.49              | 0.63          | 100  | 40                   |
| 308              | other processed food                    | -                 | 5.36          | 273  | 137                  |
| 309              | beverages etc.: s.t. (290-308)          | -                 | 81.31         | 1000                                       | 384                  |
| 888              | total food                              | -                 | 457.00        | 1000                                       | 384                  |
| <b>Mizoram</b>   |   |                   |               |  |                      |
| 101              | rice - P.D.S.                           | 8.62              | 90.61         | 836  | 721                  |
| 102              | rice - other sources                    | 3.35              | 42.65         | 544  | 484                  |
| 112              | sewai, noodles                          | 0.06              | 0.67          | 44   | 51                   |
| 113              | bread (bakery)                          | 1.21              | 11.71         | 509  | 469                  |
| 129              | cereal: s.t. (101-122)                  | 13.35             | 147.44        | 1000                                       | 858                  |
| 143              | moong                                   | 0.04              | 1.27          | 64   | 42                   |
| 144              | masur                                   | 0.62              | 18.02         | 902  | 769                  |

\* Unless otherwise specified

(Contd.)

NSS Report No. 461: Consumption of Some Important Commodities in India, 1999-2000

**Table 2U : Monthly per capita quantity and value of consumption for food items for each State and UT**

| item code      | item  | quantity<br>(kg*) | value<br>(Rs) | Urban                                  |                   |
|----------------|---|-------------------|---------------|--|-------------------|
|                |   |                   |               | no.of households reporting consumption |                   |
|                |   |                   |               | per 1000 households                    | sample households |
| (1)            | (2)   | (3)               | (4)           | (5)                                    | (6)               |
| <b>Mizoram</b> |   |                   |               |  |                   |
| 146            | peas  | 0.03              | 0.67          | 81                                     | 73                |
| 147            | soyabean                                    | 0.04              | 1.25          | 209                                    | 198               |
| 150            | other pulses                                | 0.02              | 0.61          | 74                                     | 77                |
| 159            | pulses & pulse products: s.t. (140-153)     | 0.77              | 22.31         | 985                                    | 838               |
| 160            | milk: liquid (litre)                        | 1.54              | 22.32         | 420                                    | 345               |
| 161            | baby food                                   | 0.13              | 1.37          | 46                                     | 44                |
| 162            | milk : condensed/ powder                    | 3.52              | 19.53         | 706                                    | 604               |
| 165            | butter                                      | 0.03              | 0.96          | 87                                     | 85                |
| 169            | milk & milk products: s.t.(160-167)         | -                 | 45.06         | 969                                    | 826               |
| 171            | mustard oil                                 | 1.40              | 23.88         | 913                                    | 755               |
| 174            | edible oil (others)                         | 0.06              | 2.41          | 66                                     | 66                |
| 179            | edible oil: s.t. (170-174)                  | 1.46              | 26.63         | 992                                    | 852               |
| 180            | eggs (no.)                                  | 2.90              | 6.45          | 700                                    | 628               |
| 181            | fish, prawn                                 | 0.14              | 10.22         | 283                                    | 279               |
| 182            | goat meat/mutton                            | 0.01              | 1.34          | 38                                     | 37                |
| 183            | beef/ buffalo meat                          | 0.24              | 20.51         | 480                                    | 439               |
| 184            | pork  | 0.68              | 58.92         | 854                                    | 712               |
| 185            | chicken                                     | 0.10              | 9.81          | 221                                    | 229               |
| 186            | others (birds, crab, oyster, tortoise etc.) | 0.07              | 3.42          | 206                                    | 131               |
| 189            | egg, fish & meat: s.t. (180-186)            | -                 | 110.67        | 999                                    | 856               |
| 190            | potato                                      | 0.93              | 9.55          | 966                                    | 810               |
| 191            | onion                                       | 2.07              | 5.05          | 948                                    | 830               |
| 193            | carrot                                      | 0.09              | 1.76          | 272                                    | 214               |
| 198            | pumpkin                                     | 0.55              | 3.65          | 491                                    | 437               |
| 201            | bitter gourd                                | 0.21              | 2.88          | 500                                    | 394               |
| 205            | snake gourd                                 | 0.07              | 1.08          | 132                                    | 109               |
| 207            | cauliflower                                 | 0.16              | 3.47          | 239                                    | 229               |
| 208            | cabbage                                     | 0.37              | 3.75          | 422                                    | 370               |
| 210            | brinjal                                     | 0.57              | 4.66          | 663                                    | 587               |
| 211            | lady's finger                               | 0.04              | 0.71          | 93                                     | 97                |
| 212            | palak/other leafy vegetables                | 1.93              | 41.29         | 881                                    | 721               |
| 213            | french beans and barbati                    | 0.10              | 1.91          | 221                                    | 187               |
| 214            | tomato                                      | 0.86              | 6.33          | 648                                    | 563               |
| 216            | chillies (green)                            | 1.05              | 3.90          | 741                                    | 686               |
| 217            | capsicum                                    | 0.03              | 0.69          | 121                                    | 73                |
| 222            | other vegetables                            | 1.03              | 18.10         | 701                                    | 592               |
| 229            | vegetables: s.t. (190-222)                  | -                 | 110.82        | 1000                                   | 858               |
| 230            | banana (no.)                                | 2.96              | 4.64          | 568                                    | 494               |
| 238            | papaya                                      | 0.06              | 0.57          | 87                                     | 76                |
| 245            | apple                                       | 0.07              | 0.64          | 52                                     | 46                |
| 247            | other fresh fruits                          | -                 | 3.73          | 438                                    | 396               |
| 249            | fruits (fresh) : s.t. (230-247)             | -                 | 11.45         | 816                                    | 698               |
| 259            | fruits (dry) : s.t. (250-257)               | 0.05              | 0.53          | 70                                     | 60                |

\* Unless otherwise specified

(Contd.)

NSS Report No. 461: Consumption of Some Important Commodities in India, 1999-2000

**Table 2U : Monthly per capita quantity and value of consumption for food items for each State and UT**

| <b>Urban</b>    |   |                   |               |  |                      |
|-----------------|---|-------------------|---------------|--|----------------------|
| item code       | item                                    | quantity<br>(kg*) | value<br>(Rs) | no. of households<br>reporting consumption |                      |
|                 |   |                   |               | per 1000<br>households                     | sample<br>households |
| (1)             | (2)                                     | (3)               | (4)           | (5)  | (6)                  |
| <b>Mizoram</b>  |   |                   |               |  |                      |
| 260             | sugar - P.D.S.                          | 6.78              | 5.08          | 826  | 688                  |
| 261             | sugar - other sources                   | 0.84              | 9.85          | 748  | 673                  |
| 262             | gur                                     | 0.12              | 1.15          | 160  | 123                  |
| 269             | sugar : s.t. (260-264)                  | 7.74              | 16.15         | 1000                                       | 857                  |
| 279             | salt                                    | 1.86              | 2.83          | 989  | 850                  |
| 280             | turmeric (gm)                           | 33.13             | 2.88          | 943  | 804                  |
| 282             | dry chillies (gm)                       | 6.94              | 0.91          | 303  | 268                  |
| 283             | garlic (gm)                             | 31.46             | 2.63          | 546  | 422                  |
| 285             | ginger (gm)                             | 29.08             | 2.78          | 738  | 600                  |
| 286             | curry powder (gm)                       | 0.20              | 0.51          | 114  | 94                   |
| 288             | other spices (gm)                       | 6.73              | 1.64          | 283  | 234                  |
| 289             | spices : s.t. (280-288)                 | -                 | 11.67         | 994  | 853                  |
| 290             | tea : cups (no.)                        | 10.00             | 13.25         | 525  | 440                  |
| 291             | tea : leaf (gm)                         | 88.51             | 12.68         | 920  | 795                  |
| 293             | coffee: powder (gm)                     | 0.03              | 0.54          | 37   | 31                   |
| 295             | cold beverages: bottled/canned (no.)    | 0.02              | 0.53          | 36   | 33                   |
| 300             | biscuits                                | 0.91              | 4.69          | 349  | 385                  |
| 301             | salted refreshments                     | 0.01              | 1.96          | 57   | 58                   |
| 302             | prepared sweets                         | 0.04              | 0.82          | 172  | 124                  |
| 303             | cooked meals (no.)                      | 0.02              | 0.85          | 23   | 22                   |
| 304             | cake, pastry                            | 0.07              | 2.60          | 156  | 129                  |
| 305             | pickles (gm)                            | 16.99             | 1.84          | 192  | 162                  |
| 308             | other processed food                    | -                 | 3.46          | 159  | 105                  |
| 309             | beverages etc.: s.t. (290-308)          | -                 | 44.33         | 998  | 857                  |
| 888             | total food                              | -                 | 550.00        | 1000                                       | 858                  |
| <b>Nagaland</b> |   |                   |               |  |                      |
| 101             | rice - P.D.S.                           | 0.04              | 0.55          | 7  | 2                    |
| 102             | rice - other sources                    | 11.64             | 164.05        | 936  | 251                  |
| 108             | wheat/atta - other sources              | 0.30              | 3.48          | 424  | 101                  |
| 110             | maida                                   | 0.05              | 0.70          | 144  | 34                   |
| 113             | bread (bakery)                          | 0.73              | 10.32         | 637  | 157                  |
| 117             | maize & products                        | 0.19              | 1.70          | 233  | 41                   |
| 129             | cereal: s.t. (101-122)                  | 13.02             | 182.12        | 940  | 252                  |
| 143             | moong                                   | 0.04              | 1.30          | 133  | 27                   |
| 144             | masur                                   | 0.46              | 13.18         | 858  | 226                  |
| 147             | soyabean                                | 0.07              | 2.04          | 315  | 66                   |
| 159             | pulses & pulse products: s.t. (140-153) | 0.62              | 17.77         | 906  | 243                  |
| 160             | milk: liquid (litre)                    | 1.78              | 23.49         | 412  | 103                  |
| 162             | milk : condensed/ powder                | 0.43              | 30.66         | 732  | 200                  |
| 169             | milk & milk products: s.t.(160-167)     | -                 | 55.97         | 898  | 244                  |
| 170             | vanaspati, margarine                    | 0.01              | 0.65          | 61   | 13                   |
| 171             | mustard oil                             | 0.29              | 16.68         | 897  | 241                  |
| 172             | groundnut oil                           | 0.01              | 0.54          | 13   | 2                    |

\* Unless otherwise specified

(Contd.)

NSS Report No. 461: Consumption of Some Important Commodities in India, 1999-2000



**Table 2U : Monthly per capita quantity and value of consumption for food items for each State and UT**

| item code       | item  | quantity<br>(kg*) | value<br>(Rs) | no. of households<br>reporting consumption |                      |
|-----------------|---|-------------------|---------------|--|----------------------|
|                 |   |                   |               | per 1000<br>households                     | sample<br>households |
|                 |   |                   |               | (5)  | (6)                  |
| (1)             | (2)   | (3)               | (4)           | (5)  | (6)                  |
| <b>Nagaland</b> |   |                   |               |  |                      |
| 179             | edible oil: s.t. (170-174)                  | 0.31              | 17.91         | 920  | 246                  |
| 180             | eggs (no.)                                  | 6.23              | 12.38         | 774  | 196                  |
| 181             | fish, prawn                                 | 0.44              | 25.46         | 779  | 203                  |
| 182             | goat meat/mutton                            | 0.07              | 5.92          | 147  | 34                   |
| 183             | beef/ buffalo meat                          | 0.55              | 21.29         | 580  | 153                  |
| 184             | pork  | 0.78              | 43.91         | 764  | 203                  |
| 185             | chicken                                     | 0.22              | 6.69          | 233  | 74                   |
| 186             | others (birds, crab, oyster, tortoise etc.) | 0.01              | 1.02          | 107  | 27                   |
| 189             | egg, fish & meat: s.t. (180-186)            | -                 | 116.68        | 932  | 250                  |
| 190             | potato                                      | 1.31              | 11.44         | 934  | 251                  |
| 191             | onion                                       | 0.32              | 5.17          | 877  | 234                  |
| 192             | radish                                      | 0.03              | 0.53          | 61   | 15                   |
| 193             | carrot                                      | 0.03              | 0.54          | 119  | 26                   |
| 197             | arum  | 0.14              | 1.22          | 202  | 59                   |
| 198             | pumpkin                                     | 0.47              | 3.00          | 471  | 111                  |
| 200             | gourd                                       | 0.07              | 0.44          | 112  | 13                   |
| 201             | bitter gourd                                | 0.08              | 0.92          | 213  | 47                   |
| 202             | cucumber                                    | 0.28              | 2.15          | 326  | 65                   |
| 203             | parwal / patal                              | 0.09              | 1.31          | 170  | 31                   |
| 204             | jhinga / torai                              | 0.17              | 1.81          | 175  | 25                   |
| 207             | cauliflower                                 | 0.17              | 2.08          | 217  | 76                   |
| 208             | cabbage                                     | 0.58              | 6.49          | 649  | 158                  |
| 210             | brinjal                                     | 0.27              | 2.43          | 510  | 127                  |
| 211             | lady's finger                               | 0.14              | 1.53          | 301  | 69                   |
| 212             | palak/other leafy vegetables                | 1.01              | 9.47          | 788  | 207                  |
| 213             | french beans and barbati                    | 0.14              | 1.96          | 346  | 98                   |
| 214             | tomato                                      | 0.43              | 8.17          | 812  | 221                  |
| 216             | chillies (green)                            | 0.55              | 8.08          | 933  | 249                  |
| 221             | lemon (no.)                                 | 0.35              | 0.42          | 132  | 29                   |
| 222             | other vegetables                            | 0.63              | 4.36          | 472  | 112                  |
| 229             | vegetables: s.t. (190-222)                  | -                 | 74.74         | 940  | 252                  |
| 230             | banana (no.)                                | 3.99              | 4.25          | 572  | 152                  |
| 231             | jackfruit                                   | 0.27              | 0.80          | 49   | 2                    |
| 233             | pineapple (no.)                             | 0.36              | 2.23          | 286  | 51                   |
| 235             | guava                                       | 0.07              | 0.58          | 135  | 24                   |
| 237             | orange,mausami (no.)                        | 0.84              | 2.21          | 162  | 50                   |
| 240             | mango                                       | 0.09              | 2.50          | 184  | 26                   |
| 242             | pears (naspati)                             | 0.05              | 0.52          | 83   | 13                   |
| 245             | apple                                       | 0.12              | 4.89          | 331  | 90                   |
| 246             | grapes                                      | 0.04              | 3.31          | 129  | 25                   |
| 247             | other fresh fruits                          | -                 | 0.94          | 112  | 23                   |
| 249             | fruits (fresh) : s.t. (230-247)             | -                 | 23.21         | 778  | 208                  |
| 259             | fruits (dry) : s.t. (250-257)               | 0.01              | 0.71          | 77   | 12                   |

\* Unless otherwise specified

(Contd.)

NSS Report No. 461: Consumption of Some Important Commodities in India, 1999-2000

**Table 2U : Monthly per capita quantity and value of consumption for food items for each State and UT**

| item code       | item                                    | quantity<br>(kg*) | value<br>(Rs) | Urban                                   |                   |
|-----------------|---|-------------------|---------------|---|-------------------|
|                 |   |                   |               | no. of households reporting consumption |                   |
|                 |   |                   |               | per 1000 households                     | sample households |
| (1)             | (2)                                     | (3)               | (4)           | (5)                                     | (6)               |
| <b>Nagaland</b> |   |                   |               |   |                   |
| 261             | sugar - other sources                   | 0.58              | 11.53         | 926                                     | 247               |
| 269             | sugar : s.t. (260-264)                  | 0.58              | 11.75         | 926                                     | 247               |
| 279             | salt                                    | 0.29              | 2.12          | 933                                     | 250               |
| 280             | turmeric (gm)                           | 18.19             | 1.86          | 618                                     | 162               |
| 282             | dry chillies (gm)                       | 52.50             | 3.74          | 679                                     | 176               |
| 283             | garlic (gm)                             | 66.59             | 3.47          | 826                                     | 219               |
| 285             | ginger (gm)                             | 83.70             | 2.26          | 815                                     | 216               |
| 286             | curry powder (gm)                       | 7.49              | 1.21          | 207                                     | 39                |
| 288             | other spices (gm)                       | 8.51              | 1.01          | 239                                     | 66                |
| 289             | spices : s.t. (280 -288)                | -                 | 13.80         | 935                                     | 251               |
| 290             | tea : cups (no.)                        | 5.80              | 13.97         | 659                                     | 175               |
| 291             | tea : leaf (gm)                         | 100.90            | 14.49         | 927                                     | 248               |
| 295             | cold beverages: bottled/canned (no.)    | 0.12              | 1.28          | 109                                     | 9                 |
| 298             | other beverages (cocoa, chocolate etc.) | -                 | 1.64          | 115                                     | 28                |
| 300             | biscuits                                | 1.03              | 18.92         | 840                                     | 224               |
| 301             | salted refreshments                     | 0.03              | 1.66          | 157                                     | 42                |
| 302             | prepared sweets                         | 0.28              | 2.67          | 250                                     | 55                |
| 303             | cooked meals (no.)                      | 0.98              | 13.06         | 129                                     | 26                |
| 304             | cake, pastry                            | 0.03              | 1.70          | 156                                     | 28                |
| 305             | pickles (gm)                            | 6.46              | 0.69          | 107                                     | 24                |
| 307             | jam, jelly (gm)                         | 4.21              | 0.51          | 60                                      | 10                |
| 308             | other processed food                    | -                 | 3.33          | 269                                     | 63                |
| 309             | beverages etc.: s.t. (290-308)          | -                 | 75.04         | 995                                     | 263               |
| 888             | total food                              | -                 | 592.00        | 1000                                    | 264               |
| <b>Orissa</b>   |   |                   |               |   |                   |
| 101             | rice - P.D.S.                           | 1.34              | 4.39          | 294                                     | 255               |
| 102             | rice - other sources                    | 10.32             | 104.45        | 916                                     | 966               |
| 103             | chira                                   | 0.29              | 3.40          | 404                                     | 398               |
| 105             | muri                                    | 0.22              | 4.07          | 392                                     | 413               |
| 107             | wheat/atta - P.D.S.                     | 0.34              | 2.23          | 165                                     | 148               |
| 108             | wheat/atta - other sources              | 1.59              | 16.42         | 549                                     | 603               |
| 111             | suji, rawa                              | 0.21              | 2.46          | 442                                     | 500               |
| 112             | sewai, noodles                          | 0.02              | 0.53          | 58                                      | 84                |
| 113             | bread (bakery)                          | 0.08              | 1.50          | 191                                     | 205               |
| 129             | cereal: s.t. (101-122)                  | 14.51             | 140.39        | 962                                     | 1003              |
| 140             | arhar (tur)                             | 0.32              | 9.96          | 578                                     | 621               |
| 141             | gram (split)                            | 0.03              | 0.54          | 92                                      | 90                |
| 143             | moong                                   | 0.15              | 4.22          | 438                                     | 468               |
| 144             | masur                                   | 0.09              | 2.20          | 242                                     | 227               |
| 145             | urd                                     | 0.04              | 0.89          | 98                                      | 106               |
| 146             | peas                                    | 0.05              | 0.80          | 205                                     | 186               |
| 152             | besan                                   | 0.03              | 0.59          | 137                                     | 181               |
| 159             | pulses & pulse products: s.t. (140-153) | 0.74              | 19.80         | 921                                     | 969               |

\* Unless otherwise specified

(Contd.)

NSS Report No. 461: Consumption of Some Important Commodities in India, 1999-2000

**Table 2U : Monthly per capita quantity and value of consumption for food items for each State and UT**

| item code     | item                                | quantity<br>(kg*) | value<br>(Rs) | Urban                                   |                   |
|---------------|-------------------------------------|-------------------|---------------|---|-------------------|
|               |                                     |                   |               | no. of households reporting consumption |                   |
|               |                                     |                   |               | per 1000 households                     | sample households |
| (1)           | (2)                                 | (3)               | (4)           | (5)                                     | (6)               |
| <b>Orissa</b> |                                     |                   |               |   |                   |
| 160           | milk: liquid (litre)                | 1.97              | 21.48         | 402                                     | 519               |
| 161           | baby food                           | 0.02              | 1.18          | 28                                      | 38                |
| 162           | milk : condensed/ powder            | 0.04              | 4.86          | 210                                     | 210               |
| 163           | curd                                | 0.03              | 0.54          | 40                                      | 54                |
| 164           | ghee                                | 0.01              | 0.89          | 70                                      | 100               |
| 169           | milk & milk products: s.t.(160-167) | -                 | 29.23         | 549                                     | 645               |
| 170           | vanaspati, margarine                | 0.03              | 1.56          | 250                                     | 275               |
| 171           | mustard oil                         | 0.28              | 12.69         | 746                                     | 764               |
| 172           | groundnut oil                       | 0.01              | 0.55          | 33                                      | 44                |
| 174           | edible oil (others)                 | 0.10              | 3.70          | 295                                     | 345               |
| 179           | edible oil: s.t. (170-174)          | 0.43              | 18.52         | 934                                     | 975               |
| 180           | eggs (no.)                          | 1.70              | 2.83          | 399                                     | 437               |
| 181           | fish, prawn                         | 0.35              | 12.68         | 717                                     | 740               |
| 182           | goat meat/mutton                    | 0.10              | 9.16          | 289                                     | 353               |
| 183           | beef/ buffalo meat                  | 0.06              | 1.51          | 38                                      | 28                |
| 185           | chicken                             | 0.03              | 2.47          | 118                                     | 155               |
| 189           | egg, fish & meat: s.t. (180-186)    | -                 | 28.73         | 804                                     | 842               |
| 190           | potato                              | 2.23              | 10.71         | 929                                     | 972               |
| 191           | onion                               | 0.59              | 4.16          | 904                                     | 954               |
| 192           | radish                              | 0.20              | 0.89          | 354                                     | 344               |
| 197           | arum                                | 0.07              | 0.44          | 235                                     | 227               |
| 198           | pumpkin                             | 0.31              | 1.37          | 509                                     | 531               |
| 201           | bitter gourd                        | 0.12              | 1.05          | 352                                     | 422               |
| 202           | cucumber                            | 0.17              | 0.99          | 340                                     | 349               |
| 203           | parwal / patal                      | 0.19              | 1.78          | 377                                     | 426               |
| 204           | jhinga / torai                      | 0.12              | 0.76          | 248                                     | 267               |
| 206           | papaya (green)                      | 0.17              | 0.85          | 272                                     | 321               |
| 207           | cauliflower                         | 0.31              | 2.50          | 355                                     | 371               |
| 208           | cabbage                             | 0.36              | 1.97          | 373                                     | 398               |
| 210           | brinjal                             | 0.71              | 5.00          | 832                                     | 890               |
| 211           | lady's finger                       | 0.13              | 1.02          | 349                                     | 415               |
| 212           | palak/other leafy vegetables        | 0.67              | 2.66          | 783                                     | 801               |
| 213           | french beans and barbati            | 0.08              | 0.77          | 224                                     | 261               |
| 214           | tomato                              | 0.53              | 3.82          | 797                                     | 831               |
| 216           | chillies (green)                    | 0.11              | 1.45          | 855                                     | 901               |
| 221           | lemon (no.)                         | 1.52              | 1.10          | 570                                     | 653               |
| 222           | other vegetables                    | 0.39              | 2.34          | 461                                     | 462               |
| 229           | vegetables: s.t. (190-222)          | -                 | 46.80         | 937                                     | 981               |
| 230           | banana (no.)                        | 3.81              | 2.78          | 643                                     | 698               |
| 234           | coconut (no.)                       | 0.31              | 2.18          | 464                                     | 535               |
| 240           | mango                               | 0.10              | 1.51          | 184                                     | 200               |
| 245           | apple                               | 0.03              | 1.15          | 134                                     | 187               |
| 246           | grapes                              | 0.01              | 0.57          | 82                                      | 117               |

\* Unless otherwise specified

(Contd.)

NSS Report No. 461: Consumption of Some Important Commodities in India, 1999-2000

**Table 2U : Monthly per capita quantity and value of consumption for food items for each State and UT**

| item code     | item                                    | quantity<br>(kg*) | value<br>(Rs) | Urban                                   |                   |
|---------------|---|-------------------|---------------|---|-------------------|
|               |   |                   |               | no. of households reporting consumption |                   |
|               |   |                   |               | per 1000 households                     | sample households |
| (1)           | (2)                                     | (3)               | (4)           | (5)                                     | (6)               |
| <b>Orissa</b> |   |                   |               |   |                   |
| 249           | fruits (fresh) : s.t. (230-247)         | -                 | 8.82          | 749                                     | 812               |
| 259           | fruits (dry) : s.t. (250-257)           | 0.04              | 0.62          | 77                                      | 128               |
| 260           | sugar - P.D.S.                          | 0.35              | 4.31          | 562                                     | 593               |
| 261           | sugar - other sources                   | 0.28              | 4.76          | 585                                     | 645               |
| 262           | gur                                     | 0.02              | 0.32          | 109                                     | 118               |
| 269           | sugar : s.t. (260-264)                  | 0.66              | 9.56          | 924                                     | 961               |
| 279           | salt                                    | 0.47              | 1.49          | 925                                     | 972               |
| 280           | turmeric (gm)                           | 35.30             | 1.92          | 935                                     | 975               |
| 282           | dry chillies (gm)                       | 31.29             | 1.78          | 899                                     | 924               |
| 283           | garlic (gm)                             | 48.50             | 1.78          | 838                                     | 884               |
| 285           | ginger (gm)                             | 31.68             | 1.28          | 721                                     | 763               |
| 286           | curry powder (gm)                       | 7.50              | 0.69          | 229                                     | 288               |
| 287           | oilseeds (gm)                           | 15.29             | 0.58          | 443                                     | 512               |
| 288           | other spices (gm)                       | 37.18             | 2.82          | 862                                     | 886               |
| 289           | spices : s.t. (280-288)                 | -                 | 11.06         | 937                                     | 979               |
| 290           | tea : cups (no.)                        | 4.48              | 4.90          | 458                                     | 494               |
| 291           | tea : leaf (gm)                         | 38.53             | 4.81          | 738                                     | 816               |
| 300           | biscuits                                | 0.41              | 4.34          | 529                                     | 595               |
| 301           | salted refreshments                     | 0.14              | 5.51          | 489                                     | 565               |
| 302           | prepared sweets                         | 0.03              | 1.86          | 141                                     | 200               |
| 303           | cooked meals (no.)                      | 1.07              | 11.24         | 135                                     | 151               |
| 308           | other processed food                    | -                 | 2.96          | 190                                     | 244               |
| 309           | beverages etc.: s.t. (290-308)          | -                 | 37.22         | 924                                     | 1003              |
| 888           | total food                              | -                 | 352.00        | 1000                                    | 1050              |
| <b>Punjab</b> |   |                   |               |   |                   |
| 102           | rice - other sources                    | 1.09              | 14.16         | 827                                     | 1547              |
| 107           | wheat/atta - P.D.S.                     | 0.11              | 0.81          | 13                                      | 25                |
| 108           | wheat/atta - other sources              | 7.74              | 56.76         | 931                                     | 1780              |
| 113           | bread (bakery)                          | 0.13              | 2.11          | 237                                     | 508               |
| 117           | maize & products                        | 0.06              | 0.56          | 68                                      | 143               |
| 129           | cereal: s.t. (101-122)                  | 9.21              | 75.53         | 965                                     | 1822              |
| 140           | arhar (tur)                             | 0.06              | 1.79          | 184                                     | 322               |
| 141           | gram (split)                            | 0.18              | 3.78          | 656                                     | 1201              |
| 142           | gram (whole)                            | 0.17              | 2.83          | 507                                     | 994               |
| 143           | moong                                   | 0.24              | 6.53          | 814                                     | 1570              |
| 144           | masur                                   | 0.21              | 5.56          | 777                                     | 1436              |
| 145           | urd                                     | 0.12              | 3.12          | 448                                     | 889               |
| 150           | other pulses                            | 0.09              | 2.37          | 296                                     | 580               |
| 152           | besan                                   | 0.07              | 1.48          | 362                                     | 708               |
| 159           | pulses & pulse products: s.t. (140-153) | 1.17              | 28.05         | 964                                     | 1817              |
| 160           | milk: liquid (litre)                    | 9.73              | 115.68        | 953                                     | 1793              |
| 163           | curd                                    | 0.07              | 1.26          | 82                                      | 175               |
| 164           | ghee                                    | 0.11              | 10.70         | 224                                     | 481               |

\* Unless otherwise specified

(Contd.)

NSS Report No. 461: Consumption of Some Important Commodities in India, 1999-2000

**Table 2U : Monthly per capita quantity and value of consumption for food items for each State and UT**

| item code     | item                                | quantity<br>(kg*) | value<br>(Rs) | Urban                                  |                   |
|---------------|-------------------------------------|-------------------|---------------|--|-------------------|
|               |                                     |                   |               | no.of households reporting consumption |                   |
|               |                                     |                   |               | per 1000 households                    | sample households |
| (1)           | (2)                                 | (3)               | (4)           | (5)                                    | (6)               |
| <b>Punjab</b> |                                     |                   |               |  |                   |
| 165           | butter                              | 0.00              | 0.55          | 26                                     | 35                |
| 166           | ice-cream                           | -                 | 0.77          | 31                                     | 57                |
| 169           | milk & milk products: s.t.(160-167) | -                 | 129.93        | 958                                    | 1807              |
| 170           | vanaspati, margarine                | 0.45              | 16.61         | 718                                    | 1379              |
| 171           | mustard oil                         | 0.13              | 4.94          | 423                                    | 759               |
| 172           | groundnut oil                       | 0.03              | 1.14          | 50                                     | 68                |
| 174           | edible oil (others)                 | 0.06              | 3.00          | 92                                     | 242               |
| 179           | edible oil: s.t. (170-174)          | 0.67              | 25.72         | 955                                    | 1805              |
| 180           | eggs (no.)                          | 1.47              | 2.36          | 179                                    | 322               |
| 182           | goat meat/mutton                    | 0.03              | 2.60          | 80                                     | 145               |
| 185           | chicken                             | 0.05              | 3.60          | 114                                    | 196               |
| 189           | egg, fish & meat: s.t. (180-186)    | -                 | 9.37          | 286                                    | 486               |
| 190           | potato                              | 1.58              | 5.92          | 958                                    | 1805              |
| 191           | onion                               | 1.00              | 7.32          | 955                                    | 1803              |
| 192           | radish                              | 0.30              | 1.12          | 331                                    | 673               |
| 193           | carrot                              | 0.27              | 1.26          | 295                                    | 545               |
| 198           | pumpkin                             | 0.10              | 0.65          | 175                                    | 425               |
| 200           | gourd                               | 0.17              | 1.26          | 266                                    | 521               |
| 201           | bitter gourd                        | 0.07              | 0.82          | 187                                    | 382               |
| 202           | cucumber                            | 0.11              | 0.72          | 140                                    | 310               |
| 204           | jhinga / torai                      | 0.05              | 0.48          | 101                                    | 225               |
| 207           | cauliflower                         | 0.47              | 2.79          | 503                                    | 960               |
| 208           | cabbage                             | 0.24              | 1.53          | 357                                    | 645               |
| 210           | brinjal                             | 0.45              | 2.78          | 627                                    | 1222              |
| 211           | lady's finger                       | 0.17              | 1.61          | 341                                    | 670               |
| 212           | palak/other leafy vegetables        | 0.34              | 1.55          | 369                                    | 743               |
| 214           | tomato                              | 0.57              | 5.93          | 841                                    | 1636              |
| 215           | peas                                | 0.18              | 1.70          | 311                                    | 613               |
| 216           | chillies (green)                    | 0.41              | 0.75          | 369                                    | 743               |
| 221           | lemon (no.)                         | 1.44              | 1.11          | 291                                    | 591               |
| 222           | other vegetables                    | 0.12              | 0.96          | 140                                    | 312               |
| 229           | vegetables: s.t. (190-222)          | -                 | 41.30         | 963                                    | 1818              |
| 230           | banana (no.)                        | 4.02              | 4.65          | 513                                    | 1043              |
| 237           | orange,mausami (no.)                | 0.47              | 1.24          | 85                                     | 196               |
| 240           | mango                               | 0.21              | 3.86          | 175                                    | 354               |
| 245           | apple                               | 0.28              | 4.53          | 295                                    | 653               |
| 246           | grapes                              | 0.05              | 1.15          | 95                                     | 221               |
| 247           | other fresh fruits                  | -                 | 0.57          | 55                                     | 119               |
| 249           | fruits (fresh) : s.t. (230-247)     | -                 | 17.27         | 717                                    | 1433              |
| 251           | groundnut                           | 0.04              | 1.19          | 115                                    | 228               |
| 257           | other dry fruits                    | 0.00              | 0.58          | 17                                     | 64                |
| 259           | fruits (dry) : s.t. (250-257)       | 0.05              | 2.96          | 155                                    | 342               |
| 260           | sugar - P.D.S.                      | 0.16              | 2.02          | 327                                    | 601               |

\* Unless otherwise specified

(Contd.)

NSS Report No. 461: Consumption of Some Important Commodities in India, 1999-2000

**Table 2U : Monthly per capita quantity and value of consumption for food items for each State and UT**

| <b>Urban</b>     |   |                   |               |  |                      |
|------------------|---|-------------------|---------------|--|----------------------|
| item code        | item                                    | quantity<br>(kg*) | value<br>(Rs) | no. of households<br>reporting consumption |                      |
|                  |   |                   |               | per 1000<br>households                     | sample<br>households |
| (1)              | (2)                                     | (3)               | (4)           | (5)  | (6)                  |
| <b>Punjab</b>    |   |                   |               |  |                      |
| 261              | sugar - other sources                   | 1.39              | 23.15         | 954  | 1796                 |
| 262              | gur                                     | 0.06              | 0.80          | 78   | 151                  |
| 269              | sugar : s.t. (260-264)                  | 1.62              | 26.00         | 963  | 1817                 |
| 279              | salt                                    | 0.31              | 1.36          | 957  | 1805                 |
| 280              | turmeric (gm)                           | 54.96             | 3.00          | 961  | 1807                 |
| 281              | black pepper (gm)                       | 4.51              | 0.57          | 127  | 288                  |
| 282              | dry chillies (gm)                       | 52.02             | 3.50          | 911  | 1708                 |
| 283              | garlic (gm)                             | 34.62             | 1.26          | 561  | 1126                 |
| 285              | ginger (gm)                             | 44.61             | 2.11          | 521  | 1050                 |
| 288              | other spices (gm)                       | 37.86             | 3.85          | 726  | 1364                 |
| 289              | spices : s.t. (280-288)                 | -                 | 14.81         | 963  | 1818                 |
| 290              | tea : cups (no.)                        | 4.24              | 6.89          | 360  | 702                  |
| 291              | tea : leaf (gm)                         | 107.09            | 14.18         | 950  | 1786                 |
| 295              | cold beverages: bottled/canned (no.)    | 0.57              | 4.55          | 137  | 280                  |
| 296              | fruit juice and shake (glass)           | 0.15              | 1.52          | 70   | 151                  |
| 300              | biscuits                                | 4.14              | 4.96          | 479  | 969                  |
| 301              | salted refreshments                     | 0.41              | 2.59          | 329  | 659                  |
| 302              | prepared sweets                         | 0.15              | 4.93          | 238  | 447                  |
| 303              | cooked meals (no.)                      | 0.80              | 8.12          | 80   | 160                  |
| 305              | pickles (gm)                            | 26.40             | 1.02          | 254  | 496                  |
| 308              | other processed food                    | -                 | 1.10          | 72   | 151                  |
| 309              | beverages etc.: s.t. (290-308)          | -                 | 51.24         | 998  | 1879                 |
| 888              | total food                              | -                 | 424.00        | 1000                                       | 1882                 |
| <b>Rajasthan</b> |   |                   |               |  |                      |
| 102              | rice - other sources                    | 0.50              | 7.88          | 685  | 1409                 |
| 107              | wheat/atta - P.D.S.                     | 0.18              | 1.06          | 25   | 48                   |
| 108              | wheat/atta - other sources              | 10.18             | 77.61         | 944  | 1890                 |
| 111              | suji, rawa                              | 0.03              | 0.38          | 126  | 248                  |
| 113              | bread (bakery)                          | 0.08              | 1.26          | 118  | 283                  |
| 114              | other wheat products                    | 0.06              | 0.50          | 7  | 18                   |
| 116              | bajra & products                        | 0.37              | 2.69          | 68   | 135                  |
| 117              | maize & products                        | 0.12              | 0.72          | 42   | 126                  |
| 129              | cereal: s.t. (101-122)                  | 11.56             | 92.61         | 977  | 1952                 |
| 140              | arhar (tur)                             | 0.05              | 1.56          | 259  | 626                  |
| 141              | gram (split)                            | 0.11              | 2.02          | 501  | 1006                 |
| 143              | moong                                   | 0.36              | 6.01          | 888  | 1777                 |
| 144              | masur                                   | 0.18              | 2.12          | 412  | 794                  |
| 145              | urd                                     | 0.07              | 1.93          | 366  | 824                  |
| 152              | besan                                   | 0.13              | 2.57          | 654  | 1361                 |
| 159              | pulses & pulse products: s.t. (140-153) | 0.96              | 17.41         | 973  | 1943                 |
| 160              | milk: liquid (litre)                    | 7.72              | 87.99         | 971  | 1929                 |
| 162              | milk : condensed/ powder                | 0.06              | 0.53          | 13   | 25                   |
| 163              | curd                                    | 0.03              | 0.72          | 64   | 125                  |

\* Unless otherwise specified

(Contd.)

NSS Report No. 461: Consumption of Some Important Commodities in India, 1999-2000

**Table 2U : Monthly per capita quantity and value of consumption for food items for each State and UT**

| item code        | item                                | quantity<br>(kg*) | value<br>(Rs) | Urban                                   |                   |
|------------------|-------------------------------------|-------------------|---------------|---|-------------------|
|                  |                                     |                   |               | no. of households reporting consumption |                   |
|                  |                                     |                   |               | per 1000 households                     | sample households |
| (1)              | (2)                                 | (3)               | (4)           | (5)                                     | (6)               |
| <b>Rajasthan</b> |                                     |                   |               |   |                   |
| 164              | ghee                                | 0.28              | 35.34         | 697                                     | 1377              |
| 169              | milk & milk products: s.t.(160-167) | -                 | 125.16        | 987                                     | 1956              |
| 170              | vanaspati, margarine                | 0.03              | 1.18          | 80                                      | 165               |
| 171              | mustard oil                         | 0.18              | 6.46          | 343                                     | 696               |
| 172              | groundnut oil                       | 0.32              | 15.19         | 491                                     | 957               |
| 174              | edible oil (others)                 | 0.09              | 3.68          | 140                                     | 327               |
| 179              | edible oil: s.t. (170-174)          | 0.62              | 26.59         | 968                                     | 1941              |
| 180              | eggs (no.)                          | 0.53              | 0.93          | 94                                      | 213               |
| 182              | goat meat/mutton                    | 0.11              | 8.17          | 210                                     | 421               |
| 189              | egg, fish & meat: s.t. (180-186)    | -                 | 9.89          | 256                                     | 521               |
| 190              | potato                              | 0.84              | 3.92          | 954                                     | 1909              |
| 191              | onion                               | 0.68              | 4.53          | 887                                     | 1736              |
| 192              | radish                              | 0.18              | 0.68          | 239                                     | 503               |
| 193              | carrot                              | 0.17              | 0.80          | 215                                     | 439               |
| 198              | pumpkin                             | 0.08              | 0.60          | 180                                     | 422               |
| 200              | gourd                               | 0.17              | 1.39          | 308                                     | 656               |
| 204              | jhinga / torai                      | 0.05              | 0.56          | 134                                     | 326               |
| 207              | cauliflower                         | 0.28              | 2.07          | 416                                     | 883               |
| 208              | cabbage                             | 0.20              | 1.54          | 362                                     | 691               |
| 210              | brinjal                             | 0.29              | 2.36          | 612                                     | 1190              |
| 211              | lady's finger                       | 0.19              | 2.53          | 426                                     | 877               |
| 212              | palak/other leafy vegetables        | 0.34              | 2.73          | 551                                     | 1084              |
| 214              | tomato                              | 0.68              | 6.90          | 893                                     | 1771              |
| 215              | peas                                | 0.10              | 0.88          | 177                                     | 356               |
| 216              | chillies (green)                    | 0.31              | 2.72          | 752                                     | 1536              |
| 221              | lemon (no.)                         | 1.97              | 1.42          | 400                                     | 837               |
| 222              | other vegetables                    | 0.47              | 4.84          | 582                                     | 1032              |
| 229              | vegetables: s.t. (190-222)          | -                 | 41.97         | 976                                     | 1950              |
| 230              | banana (no.)                        | 3.11              | 2.95          | 433                                     | 1009              |
| 237              | orange,mausami (no.)                | 0.70              | 0.77          | 107                                     | 205               |
| 240              | mango                               | 0.14              | 2.67          | 208                                     | 418               |
| 245              | apple                               | 0.05              | 1.70          | 137                                     | 356               |
| 246              | grapes                              | 0.15              | 1.32          | 131                                     | 220               |
| 247              | other fresh fruits                  | -                 | 1.06          | 101                                     | 194               |
| 249              | fruits (fresh) : s.t. (230-247)     | -                 | 11.99         | 749                                     | 1546              |
| 256              | raisin (kishmish, monacca etc.)     | 0.05              | 1.19          | 49                                      | 82                |
| 257              | other dry fruits                    | 0.12              | 1.27          | 45                                      | 88                |
| 259              | fruits (dry) : s.t. (250-257)       | 0.33              | 3.79          | 159                                     | 314               |
| 260              | sugar - P.D.S.                      | 0.15              | 1.86          | 343                                     | 690               |
| 261              | sugar - other sources               | 0.94              | 15.37         | 962                                     | 1917              |
| 262              | gur                                 | 0.07              | 0.86          | 171                                     | 328               |
| 269              | sugar : s.t. (260-264)              | 1.16              | 18.16         | 983                                     | 1958              |
| 279              | salt                                | 0.41              | 1.25          | 978                                     | 1951              |

\* Unless otherwise specified

(Contd.)

NSS Report No. 461: Consumption of Some Important Commodities in India, 1999-2000

**Table 2U : Monthly per capita quantity and value of consumption for food items for each State and UT**

| item code        | item                                    | quantity<br>(kg*) | value<br>(Rs) | Urban                                   |                   |
|------------------|---|-------------------|---------------|---|-------------------|
|                  |   |                   |               | no. of households reporting consumption |                   |
|                  |   |                   |               | per 1000 households                     | sample households |
| (1)              | (2)                                     | (3)               | (4)           | (5)                                     | (6)               |
| <b>Rajasthan</b> |   |                   |               |   |                   |
| 280              | turmeric (gm)                           | 41.18             | 2.08          | 969                                     | 1935              |
| 281              | black pepper (gm)                       | 2.19              | 0.45          | 161                                     | 370               |
| 282              | dry chillies (gm)                       | 94.85             | 5.99          | 965                                     | 1931              |
| 283              | garlic (gm)                             | 65.14             | 1.89          | 775                                     | 1494              |
| 285              | ginger (gm)                             | 13.75             | 0.62          | 262                                     | 567               |
| 288              | other spices (gm)                       | 70.93             | 4.92          | 938                                     | 1847              |
| 289              | spices : s.t. (280-288)                 | -                 | 16.44         | 976                                     | 1950              |
| 290              | tea : cups (no.)                        | 4.00              | 7.50          | 358                                     | 695               |
| 291              | tea : leaf (gm)                         | 94.55             | 12.57         | 952                                     | 1908              |
| 295              | cold beverages: bottled/canned (no.)    | 0.30              | 0.64          | 35                                      | 87                |
| 296              | fruit juice and shake (glass)           | 0.08              | 0.64          | 29                                      | 78                |
| 300              | biscuits                                | 5.94              | 3.00          | 377                                     | 822               |
| 301              | salted refreshments                     | 6.50              | 3.99          | 420                                     | 842               |
| 302              | prepared sweets                         | 0.81              | 4.01          | 162                                     | 337               |
| 303              | cooked meals (no.)                      | 0.31              | 3.40          | 35                                      | 59                |
| 305              | pickles (gm)                            | 10.65             | 0.61          | 110                                     | 257               |
| 308              | other processed food                    | -                 | 2.32          | 125                                     | 210               |
| 309              | beverages etc.: s.t. (290-308)          | -                 | 39.28         | 993                                     | 1976              |
| 888              | total food                              | -                 | 405.00        | 1000                                    | 1985              |
| <b>Sikkim</b>    |   |                   |               |   |                   |
| 101              | rice - P.D.S.                           | 4.79              | 32.78         | 446                                     | 119               |
| 102              | rice - other sources                    | 4.06              | 44.62         | 472                                     | 141               |
| 103              | chira                                   | 0.03              | 0.60          | 63                                      | 22                |
| 105              | muri                                    | 0.02              | 0.62          | 44                                      | 15                |
| 108              | wheat/atta - other sources              | 4.36              | 15.89         | 656                                     | 190               |
| 110              | maida                                   | 0.16              | 1.77          | 181                                     | 54                |
| 112              | sewai, noodles                          | 0.06              | 2.46          | 203                                     | 58                |
| 113              | bread (bakery)                          | 0.23              | 3.52          | 378                                     | 115               |
| 129              | cereal: s.t. (101-122)                  | 13.77             | 102.88        | 828                                     | 238               |
| 141              | gram (split)                            | 0.04              | 1.18          | 121                                     | 40                |
| 142              | gram (whole)                            | 0.05              | 1.05          | 182                                     | 54                |
| 143              | moong                                   | 0.05              | 1.60          | 183                                     | 56                |
| 144              | masur                                   | 0.39              | 9.93          | 777                                     | 219               |
| 150              | other pulses                            | 0.06              | 2.07          | 207                                     | 66                |
| 152              | besan                                   | 0.01              | 1.23          | 73                                      | 24                |
| 153              | other pulse products                    | 0.02              | 0.58          | 97                                      | 28                |
| 159              | pulses & pulse products: s.t. (140-153) | 0.67              | 18.88         | 818                                     | 235               |
| 160              | milk: liquid (litre)                    | 5.97              | 52.83         | 747                                     | 221               |
| 161              | baby food                               | 0.01              | 1.75          | 46                                      | 13                |
| 162              | milk : condensed/ powder                | 0.01              | 0.90          | 28                                      | 11                |
| 164              | ghee                                    | 0.04              | 4.84          | 152                                     | 53                |
| 165              | butter                                  | 0.01              | 0.85          | 73                                      | 28                |
| 169              | milk & milk products: s.t.(160-167)     | -                 | 61.68         | 771                                     | 228               |

\* Unless otherwise specified

(Contd.)

NSS Report No. 461: Consumption of Some Important Commodities in India, 1999-2000



**Table 2U : Monthly per capita quantity and value of consumption for food items for each State and UT**

| item code     | item                             | quantity<br>(kg*) | value<br>(Rs) | Urban                                   |                   |
|---------------|----------------------------------|-------------------|---------------|---|-------------------|
|               |                                  |                   |               | no. of households reporting consumption |                   |
|               |                                  |                   |               | per 1000 households                     | sample households |
| (1)           | (2)                              | (3)               | (4)           | (5)                                     | (6)               |
| <b>Sikkim</b> |                                  |                   |               |   |                   |
| 170           | vanaspati, margarine             | 0.02              | 1.09          | 87                                      | 26                |
| 171           | mustard oil                      | 0.43              | 22.56         | 776                                     | 216               |
| 174           | edible oil (others)              | 0.03              | 2.34          | 56                                      | 23                |
| 179           | edible oil: s.t. (170-174)       | 0.49              | 26.04         | 828                                     | 237               |
| 180           | eggs (no.)                       | 2.43              | 5.20          | 497                                     | 142               |
| 181           | fish, prawn                      | 0.16              | 9.14          | 411                                     | 112               |
| 182           | goat meat/mutton                 | 0.04              | 4.76          | 121                                     | 39                |
| 183           | beef/ buffalo meat               | 0.21              | 10.28         | 275                                     | 79                |
| 184           | pork                             | 0.08              | 5.02          | 197                                     | 58                |
| 185           | chicken                          | 0.15              | 11.62         | 375                                     | 109               |
| 189           | egg, fish & meat: s.t. (180-186) | -                 | 46.03         | 724                                     | 209               |
| 190           | potato                           | 1.67              | 11.52         | 828                                     | 237               |
| 191           | onion                            | 0.40              | 4.04          | 805                                     | 230               |
| 192           | radish                           | 0.17              | 1.36          | 287                                     | 94                |
| 193           | carrot                           | 0.05              | 0.65          | 174                                     | 54                |
| 198           | pumpkin                          | 0.22              | 1.83          | 384                                     | 107               |
| 200           | gourd                            | 0.14              | 1.29          | 242                                     | 64                |
| 201           | bitter gourd                     | 0.14              | 2.00          | 452                                     | 126               |
| 202           | cucumber                         | 0.09              | 1.00          | 175                                     | 59                |
| 203           | parwal / patal                   | 0.10              | 1.41          | 255                                     | 65                |
| 207           | cauliflower                      | 0.24              | 2.68          | 367                                     | 111               |
| 208           | cabbage                          | 0.42              | 4.22          | 644                                     | 188               |
| 210           | brinjal                          | 0.18              | 2.04          | 447                                     | 127               |
| 211           | lady's finger                    | 0.06              | 0.80          | 195                                     | 52                |
| 212           | palak/other leafy vegetables     | 0.82              | 5.85          | 731                                     | 210               |
| 213           | french beans and barbati         | 0.15              | 1.98          | 448                                     | 124               |
| 214           | tomato                           | 0.46              | 5.72          | 797                                     | 230               |
| 215           | peas                             | 0.05              | 1.00          | 169                                     | 53                |
| 216           | chillies (green)                 | 0.08              | 1.88          | 722                                     | 207               |
| 221           | lemon (no.)                      | 0.33              | 0.50          | 173                                     | 52                |
| 222           | other vegetables                 | 0.67              | 5.26          | 615                                     | 171               |
| 229           | vegetables: s.t. (190-222)       | -                 | 58.63         | 828                                     | 237               |
| 230           | banana (no.)                     | 2.61              | 3.42          | 425                                     | 133               |
| 237           | orange,mausami (no.)             | 1.00              | 1.17          | 174                                     | 59                |
| 240           | mango                            | 0.11              | 2.82          | 163                                     | 51                |
| 245           | apple                            | 0.10              | 3.01          | 222                                     | 71                |
| 249           | fruits (fresh) : s.t. (230-247)  | -                 | 12.40         | 584                                     | 179               |
| 259           | fruits (dry) : s.t. (250-257)    | 0.01              | 0.83          | 76                                      | 26                |
| 260           | sugar - P.D.S.                   | 0.37              | 4.86          | 592                                     | 169               |
| 261           | sugar - other sources            | 0.17              | 3.30          | 434                                     | 134               |
| 269           | sugar : s.t. (260-264)           | 0.54              | 8.25          | 796                                     | 233               |
| 279           | salt                             | 0.25              | 1.56          | 828                                     | 237               |
| 280           | turmeric (gm)                    | 22.27             | 1.53          | 828                                     | 237               |

\* Unless otherwise specified

(Contd.)

NSS Report No. 461: Consumption of Some Important Commodities in India, 1999-2000

**Table 2U : Monthly per capita quantity and value of consumption for food items for each State and UT**

| item code         | item                                    | quantity<br>(kg*) | value<br>(Rs) | Urban                                   |                   |
|-------------------|---|-------------------|---------------|---|-------------------|
|                   |   |                   |               | no. of households reporting consumption |                   |
|                   |   |                   |               | per 1000 households                     | sample households |
| (1)               | (2)                                     | (3)               | (4)           | (5)                                     | (6)               |
| <b>Sikkim</b>     |   |                   |               |   |                   |
| 281               | black pepper (gm)                       | 0.89              | 0.26          | 110                                     | 39                |
| 282               | dry chillies (gm)                       | 7.67              | 0.58          | 361                                     | 110               |
| 283               | garlic (gm)                             | 32.51             | 1.56          | 706                                     | 197               |
| 285               | ginger (gm)                             | 59.59             | 4.05          | 788                                     | 220               |
| 286               | curry powder (gm)                       | 2.37              | 0.22          | 116                                     | 28                |
| 288               | other spices (gm)                       | 25.66             | 2.06          | 702                                     | 203               |
| 289               | spices : s.t. (280-288)                 | -                 | 10.30         | 828                                     | 237               |
| 290               | tea : cups (no.)                        | 4.19              | 8.94          | 596                                     | 167               |
| 291               | tea : leaf (gm)                         | 79.18             | 11.62         | 825                                     | 238               |
| 293               | coffee: powder (gm)                     | 1.19              | 0.74          | 58                                      | 20                |
| 295               | cold beverages: bottled/canned (no.)    | 0.29              | 2.80          | 190                                     | 51                |
| 298               | other beverages (cocoa, chocolate etc.) | -                 | 2.30          | 111                                     | 37                |
| 300               | biscuits                                | 0.18              | 6.48          | 604                                     | 175               |
| 301               | salted refreshments                     | 0.04              | 3.36          | 272                                     | 82                |
| 302               | prepared sweets                         | 0.03              | 2.00          | 147                                     | 45                |
| 303               | cooked meals (no.)                      | 3.04              | 36.61         | 284                                     | 93                |
| 306               | sauce (gm)                              | 9.97              | 1.08          | 99                                      | 32                |
| 308               | other processed food                    | -                 | 5.78          | 282                                     | 79                |
| 309               | beverages etc.: s.t. (290-308)          | -                 | 83.00         | 1000                                    | 288               |
| 888               | total food                              | -                 | 430.00        | 1000                                    | 288               |
| <b>Tamil Nadu</b> |   |                   |               |   |                   |
| 101               | rice - P.D.S.                           | 2.14              | 8.81          | 513                                     | 2078              |
| 102               | rice - other sources                    | 6.53              | 84.71         | 888                                     | 3805              |
| 107               | wheat/atta - P.D.S.                     | 0.34              | 2.97          | 295                                     | 1251              |
| 108               | wheat/atta - other sources              | 0.22              | 3.02          | 240                                     | 1047              |
| 110               | maida                                   | 0.11              | 1.39          | 273                                     | 1190              |
| 111               | suji, rawa                              | 0.17              | 2.35          | 493                                     | 2056              |
| 113               | bread (bakery)                          | 0.03              | 0.67          | 98                                      | 426               |
| 129               | cereal: s.t. (101-122)                  | 9.65              | 105.46        | 933                                     | 3958              |
| 140               | arhar (tur)                             | 0.40              | 13.40         | 909                                     | 3870              |
| 141               | gram (split)                            | 0.08              | 1.90          | 492                                     | 2031              |
| 142               | gram (whole)                            | 0.02              | 0.53          | 106                                     | 465               |
| 143               | moong                                   | 0.10              | 2.76          | 492                                     | 2076              |
| 145               | urd                                     | 0.30              | 9.70          | 827                                     | 3514              |
| 150               | other pulses                            | 0.05              | 1.30          | 221                                     | 909               |
| 151               | gram products                           | 0.03              | 0.88          | 211                                     | 900               |
| 153               | other pulse products                    | 0.02              | 0.58          | 110                                     | 512               |
| 159               | pulses & pulse products: s.t. (140-153) | 1.02              | 31.61         | 931                                     | 3947              |
| 160               | milk: liquid (litre)                    | 4.77              | 53.59         | 797                                     | 3407              |
| 163               | curd                                    | 0.10              | 1.10          | 114                                     | 528               |
| 164               | ghee                                    | 0.02              | 1.31          | 74                                      | 363               |
| 165               | butter                                  | 0.02              | 0.69          | 44                                      | 140               |
| 169               | milk & milk products: s.t.(160-167)     | -                 | 57.95         | 817                                     | 3486              |

\* Unless otherwise specified

(Contd.)

NSS Report No. 461: Consumption of Some Important Commodities in India, 1999-2000

**Table 2U : Monthly per capita quantity and value of consumption for food items for each State and UT**

| item code         | item                             | quantity<br>(kg*) | value<br>(Rs) | Urban                                   |                   |
|-------------------|----------------------------------|-------------------|---------------|---|-------------------|
|                   |                                  |                   |               | no. of households reporting consumption |                   |
|                   |                                  |                   |               | per 1000 households                     | sample households |
| (1)               | (2)                              | (3)               | (4)           | (5)                                     | (6)               |
| <b>Tamil Nadu</b> |                                  |                   |               |   |                   |
| 172               | groundnut oil                    | 0.25              | 8.63          | 461                                     | 1904              |
| 173               | coconut oil                      | 0.01              | 0.52          | 41                                      | 156               |
| 174               | edible oil (others)              | 0.31              | 12.64         | 551                                     | 2415              |
| 179               | edible oil: s.t. (170-174)       | 0.58              | 22.20         | 927                                     | 3933              |
| 180               | eggs (no.)                       | 3.72              | 5.45          | 571                                     | 2412              |
| 181               | fish, prawn                      | 0.18              | 6.94          | 379                                     | 1572              |
| 182               | goat meat/mutton                 | 0.12              | 13.90         | 428                                     | 1863              |
| 183               | beef/ buffalo meat               | 0.11              | 0.79          | 42                                      | 176               |
| 185               | chicken                          | 0.12              | 7.28          | 406                                     | 1701              |
| 189               | egg, fish & meat: s.t. (180-186) | -                 | 34.49         | 730                                     | 3092              |
| 190               | potato                           | 0.44              | 3.98          | 873                                     | 3693              |
| 191               | onion                            | 0.71              | 5.66          | 926                                     | 3919              |
| 192               | radish                           | 0.12              | 0.83          | 392                                     | 1576              |
| 193               | carrot                           | 0.34              | 3.76          | 693                                     | 2957              |
| 195               | beet                             | 0.06              | 0.55          | 244                                     | 1072              |
| 197               | arum                             | 0.05              | 0.51          | 232                                     | 1026              |
| 198               | pumpkin                          | 0.04              | 0.30          | 152                                     | 641               |
| 201               | bitter gourd                     | 0.11              | 1.21          | 393                                     | 1685              |
| 205               | snake gourd                      | 0.12              | 1.10          | 383                                     | 1642              |
| 207               | cauliflower                      | 0.07              | 0.88          | 213                                     | 964               |
| 208               | cabbage                          | 0.31              | 2.54          | 732                                     | 3167              |
| 210               | brinjal                          | 0.46              | 4.03          | 862                                     | 3675              |
| 211               | lady's finger                    | 0.31              | 2.82          | 777                                     | 3250              |
| 212               | palak/other leafy vegetables     | 0.44              | 3.21          | 786                                     | 3281              |
| 213               | french beans and barbati         | 0.11              | 1.39          | 373                                     | 1570              |
| 214               | tomato                           | 0.72              | 6.30          | 912                                     | 3857              |
| 216               | chillies (green)                 | 0.14              | 1.85          | 862                                     | 3642              |
| 218               | plantain (green)                 | 0.07              | 0.45          | 219                                     | 953               |
| 221               | lemon (no.)                      | 0.89              | 0.81          | 389                                     | 1642              |
| 222               | other vegetables                 | 0.38              | 3.76          | 680                                     | 2858              |
| 229               | vegetables: s.t. (190-222)       | -                 | 46.67         | 931                                     | 3948              |
| 230               | banana (no.)                     | 6.20              | 5.74          | 741                                     | 3152              |
| 234               | coconut (no.)                    | 1.71              | 8.39          | 868                                     | 3635              |
| 240               | mango                            | 0.12              | 1.18          | 133                                     | 548               |
| 245               | apple                            | 0.08              | 1.41          | 116                                     | 462               |
| 246               | grapes                           | 0.07              | 1.20          | 175                                     | 741               |
| 247               | other fresh fruits               | -                 | 0.50          | 67                                      | 308               |
| 249               | fruits (fresh) : s.t. (230-247)  | -                 | 19.40         | 939                                     | 3956              |
| 259               | fruits (dry) : s.t. (250-257)    | 0.05              | 1.27          | 174                                     | 740               |
| 260               | sugar - P.D.S.                   | 0.43              | 5.31          | 742                                     | 3141              |
| 261               | sugar - other sources            | 0.29              | 4.40          | 517                                     | 2211              |
| 269               | sugar : s.t. (260-264)           | 0.75              | 10.13         | 874                                     | 3705              |
| 279               | salt                             | 0.39              | 1.39          | 929                                     | 3937              |

\* Unless otherwise specified

(Contd.)

NSS Report No. 461: Consumption of Some Important Commodities in India, 1999-2000

**Table 2U : Monthly per capita quantity and value of consumption for food items for each State and UT**

| item code         | item                                    | quantity<br>(kg*) | value<br>(Rs) | Urban                                   |                   |
|-------------------|---|-------------------|---------------|---|-------------------|
|                   |   |                   |               | no. of households reporting consumption |                   |
|                   |   |                   |               | per 1000 households                     | sample households |
| (1)               | (2)                                     | (3)               | (4)           | (5)                                     | (6)               |
| <b>Tamil Nadu</b> |   |                   |               |   |                   |
| 280               | turmeric (gm)                           | 24.16             | 1.47          | 890                                     | 3787              |
| 281               | black pepper (gm)                       | 20.58             | 4.59          | 802                                     | 3478              |
| 282               | dry chillies (gm)                       | 86.91             | 3.90          | 898                                     | 3828              |
| 283               | garlic (gm)                             | 61.07             | 16.85         | 862                                     | 3696              |
| 284               | tamarind (gm)                           | 134.44            | 4.87          | 918                                     | 3884              |
| 285               | ginger (gm)                             | 20.46             | 0.90          | 550                                     | 2534              |
| 286               | curry powder (gm)                       | 43.16             | 3.37          | 560                                     | 2574              |
| 287               | oilseeds (gm)                           | 17.15             | 0.75          | 582                                     | 2584              |
| 288               | other spices (gm)                       | 85.02             | 5.53          | 892                                     | 3780              |
| 289               | spices : s.t. (280-288)                 | -                 | 42.24         | 931                                     | 3945              |
| 290               | tea : cups (no.)                        | 7.97              | 15.91         | 590                                     | 2462              |
| 291               | tea : leaf (gm)                         | 38.68             | 5.63          | 563                                     | 2439              |
| 292               | coffee : cups (no.)                     | 3.81              | 1.57          | 86                                      | 327               |
| 293               | coffee: powder (gm)                     | 33.97             | 6.08          | 388                                     | 1707              |
| 295               | cold beverages: bottled/canned (no.)    | 0.43              | 0.81          | 42                                      | 223               |
| 298               | other beverages (cocoa, chocolate etc.) | -                 | 3.35          | 121                                     | 491               |
| 300               | biscuits                                | 2.56              | 3.03          | 350                                     | 1486              |
| 301               | salted refreshments                     | 3.78              | 4.77          | 516                                     | 2136              |
| 302               | prepared sweets                         | 0.54              | 1.98          | 168                                     | 765               |
| 303               | cooked meals (no.)                      | 1.86              | 18.19         | 206                                     | 884               |
| 305               | pickles (gm)                            | 9.81              | 0.94          | 215                                     | 900               |
| 308               | other processed food                    | -                 | 7.14          | 322                                     | 1332              |
| 309               | beverages etc.: s.t. (290-308)          | -                 | 70.33         | 991                                     | 4176              |
| 888               | total food                              | -                 | 443.00        | 996                                     | 4203              |
| <b>Tripura</b>    |   |                   |               |   |                   |
| 101               | rice - P.D.S.                           | 1.78              | 17.22         | 390                                     | 191               |
| 102               | rice - other sources                    | 10.12             | 138.17        | 972                                     | 554               |
| 103               | chira                                   | 0.09              | 1.81          | 261                                     | 168               |
| 105               | muri                                    | 0.48              | 10.67         | 889                                     | 508               |
| 108               | wheat/atta - other sources              | 0.49              | 6.06          | 537                                     | 319               |
| 110               | maida                                   | 0.07              | 0.68          | 222                                     | 151               |
| 111               | suji, rawa                              | 0.04              | 0.57          | 234                                     | 166               |
| 113               | bread (bakery)                          | 0.08              | 1.30          | 273                                     | 142               |
| 129               | cereal: s.t. (101-122)                  | 13.20             | 177.15        | 997                                     | 567               |
| 143               | moong                                   | 0.07              | 2.16          | 331                                     | 222               |
| 144               | masur                                   | 0.48              | 13.52         | 953                                     | 544               |
| 147               | soyabean                                | 0.02              | 0.89          | 293                                     | 176               |
| 159               | pulses & pulse products: s.t. (140-153) | 0.61              | 17.64         | 988                                     | 563               |
| 160               | milk: liquid (litre)                    | 3.09              | 31.86         | 435                                     | 304               |
| 161               | baby food                               | 0.02              | 3.32          | 80                                      | 40                |
| 162               | milk : condensed/ powder                | 0.12              | 6.83          | 597                                     | 318               |
| 164               | ghee                                    | 0.02              | 2.60          | 181                                     | 124               |
| 165               | butter                                  | 0.01              | 0.76          | 113                                     | 57                |

\* Unless otherwise specified

(Contd.)

NSS Report No. 461: Consumption of Some Important Commodities in India, 1999-2000

**Table 2U : Monthly per capita quantity and value of consumption for food items for each State and UT**

| item code      | item  | quantity<br>(kg*) | value<br>(Rs) | Urban                                  |                   |
|----------------|---|-------------------|---------------|--|-------------------|
|                |   |                   |               | no.of households reporting consumption |                   |
|                |   |                   |               | per 1000 households                    | sample households |
| (1)            | (2)   | (3)               | (4)           | (5)                                    | (6)               |
| <b>Tripura</b> |   |                   |               |  |                   |
| 167            | other milk products                         | 0.01              | 0.78          | 24                                     | 20                |
| 169            | milk & milk products: s.t.(160-167)         | -                 | 46.41         | 900                                    | 514               |
| 170            | vanaspati, margarine                        | 0.02              | 1.13          | 79                                     | 31                |
| 171            | mustard oil                                 | 0.67              | 24.84         | 961                                    | 548               |
| 173            | coconut oil                                 | 0.00              | 0.50          | 64                                     | 60                |
| 174            | edible oil (others)                         | 0.02              | 1.08          | 65                                     | 40                |
| 179            | edible oil: s.t. (170-174)                  | 0.73              | 27.73         | 987                                    | 563               |
| 180            | eggs (no.)                                  | 3.18              | 7.60          | 794                                    | 457               |
| 181            | fish, prawn                                 | 0.95              | 60.48         | 965                                    | 544               |
| 182            | goat meat/mutton                            | 0.05              | 6.66          | 165                                    | 93                |
| 183            | beef/ buffalo meat                          | 0.01              | 0.51          | 36                                     | 21                |
| 184            | pork  | 0.02              | 1.72          | 72                                     | 15                |
| 185            | chicken                                     | 0.17              | 11.65         | 403                                    | 260               |
| 186            | others (birds, crab, oyster, tortoise etc.) | 0.07              | 1.72          | 195                                    | 112               |
| 189            | egg, fish & meat: s.t. (180-186)            | -                 | 90.35         | 973                                    | 550               |
| 190            | potato                                      | 1.27              | 9.55          | 988                                    | 563               |
| 191            | onion                                       | 0.41              | 5.00          | 943                                    | 535               |
| 192            | radish                                      | 0.57              | 1.46          | 387                                    | 154               |
| 198            | pumpkin                                     | 0.46              | 1.87          | 501                                    | 285               |
| 200            | gourd                                       | 0.26              | 1.09          | 310                                    | 192               |
| 201            | bitter gourd                                | 0.09              | 1.13          | 252                                    | 190               |
| 202            | cucumber                                    | 0.08              | 0.69          | 163                                    | 122               |
| 203            | parwal / patal                              | 0.08              | 1.03          | 211                                    | 182               |
| 204            | jhinga / torai                              | 0.15              | 1.72          | 265                                    | 215               |
| 206            | papaya (green)                              | 0.29              | 1.46          | 441                                    | 262               |
| 207            | cauliflower                                 | 0.47              | 3.33          | 423                                    | 224               |
| 208            | cabbage                                     | 0.68              | 3.21          | 591                                    | 266               |
| 210            | brinjal                                     | 0.61              | 5.45          | 914                                    | 516               |
| 211            | lady's finger                               | 0.06              | 0.82          | 198                                    | 170               |
| 212            | palak/other leafy vegetables                | 0.79              | 4.08          | 813                                    | 450               |
| 213            | french beans and barbati                    | 0.26              | 2.62          | 599                                    | 309               |
| 214            | tomato                                      | 0.25              | 2.55          | 405                                    | 239               |
| 216            | chillies (green)                            | 0.63              | 4.07          | 958                                    | 552               |
| 218            | plantain (green)                            | 0.18              | 0.32          | 157                                    | 99                |
| 221            | lemon (no.)                                 | 0.96              | 0.79          | 338                                    | 211               |
| 222            | other vegetables                            | 0.97              | 4.67          | 749                                    | 398               |
| 229            | vegetables: s.t. (190-222)                  | -                 | 58.01         | 988                                    | 563               |
| 230            | banana (no.)                                | 8.61              | 5.98          | 849                                    | 486               |
| 231            | jackfruit                                   | 0.30              | 0.64          | 104                                    | 79                |
| 234            | coconut (no.)                               | 0.16              | 0.94          | 218                                    | 164               |
| 237            | orange,mausami (no.)                        | 0.40              | 1.31          | 146                                    | 69                |
| 240            | mango                                       | 0.05              | 1.38          | 74                                     | 56                |
| 245            | apple                                       | 0.06              | 3.00          | 248                                    | 177               |

\* Unless otherwise specified

(Contd.)

NSS Report No. 461: Consumption of Some Important Commodities in India, 1999-2000

**Table 2U : Monthly per capita quantity and value of consumption for food items for each State and UT**

| item code            | item                            | quantity<br>(kg*) | value<br>(Rs) | no. of households      |                      |
|----------------------|---------------------------------|-------------------|---------------|------------------------|----------------------|
|                      |                                 |                   |               | reporting consumption  |                      |
|                      |                                 |                   |               | per 1000<br>households | sample<br>households |
| (1)                  | (2)                             | (3)               | (4)           | (5)                    | (6)                  |
| <b>Tripura</b>       |                                 |                   |               |                        |                      |
| 246                  | grapes                          | 0.06              | 1.07          | 150                    | 101                  |
| 247                  | other fresh fruits              | -                 | 3.14          | 421                    | 201                  |
| 249                  | fruits (fresh) : s.t. (230-247) | -                 | 18.17         | 900                    | 514                  |
| 259                  | fruits (dry) : s.t. (250-257)   | 0.01              | 0.97          | 77                     | 63                   |
| 260                  | sugar - P.D.S.                  | 0.35              | 4.70          | 681                    | 424                  |
| 261                  | sugar - other sources           | 0.25              | 4.87          | 661                    | 375                  |
| 262                  | gur                             | 0.04              | 0.70          | 170                    | 113                  |
| 269                  | sugar : s.t. (260-264)          | 0.64              | 10.35         | 976                    | 554                  |
| 279                  | salt                            | 0.41              | 2.20          | 982                    | 559                  |
| 280                  | turmeric (gm)                   | 43.59             | 3.34          | 980                    | 560                  |
| 281                  | black pepper (gm)               | 3.06              | 0.28          | 153                    | 117                  |
| 282                  | dry chillies (gm)               | 37.45             | 2.61          | 971                    | 550                  |
| 283                  | garlic (gm)                     | 30.55             | 1.28          | 832                    | 470                  |
| 285                  | ginger (gm)                     | 32.40             | 1.00          | 708                    | 437                  |
| 286                  | curry powder (gm)               | 8.77              | 0.91          | 319                    | 133                  |
| 288                  | other spices (gm)               | 40.44             | 3.19          | 947                    | 538                  |
| 289                  | spices : s.t. (280-288)         | -                 | 12.74         | 986                    | 562                  |
| 290                  | tea : cups (no.)                | 6.97              | 7.78          | 719                    | 368                  |
| 291                  | tea : leaf (gm)                 | 47.15             | 6.57          | 908                    | 522                  |
| 300                  | biscuits                        | 0.91              | 5.50          | 770                    | 442                  |
| 302                  | prepared sweets                 | 0.20              | 3.36          | 258                    | 148                  |
| 303                  | cooked meals (no.)              | 0.21              | 1.77          | 20                     | 10                   |
| 306                  | sauce (gm)                      | 5.36              | 0.74          | 91                     | 57                   |
| 308                  | other processed food            | -                 | 2.82          | 259                    | 147                  |
| 309                  | beverages etc.: s.t. (290-308)  | -                 | 30.65         | 984                    | 560                  |
| 888                  | total food                      | -                 | 492.00        | 1000                   | 569                  |
| <b>Uttar Pradesh</b> |                                 |                   |               |                        |                      |
| 101                  | rice - P.D.S.                   | 0.08              | 0.58          | 34                     | 151                  |
| 102                  | rice - other sources            | 2.78              | 29.83         | 940                    | 4339                 |
| 107                  | wheat/atta - P.D.S.             | 0.19              | 1.30          | 43                     | 193                  |
| 108                  | wheat/atta - other sources      | 7.30              | 54.01         | 954                    | 4450                 |
| 110                  | maida                           | 0.04              | 0.38          | 110                    | 481                  |
| 111                  | suji, rawa                      | 0.06              | 0.67          | 268                    | 1195                 |
| 113                  | bread (bakery)                  | 0.27              | 4.23          | 376                    | 1744                 |
| 129                  | cereal: s.t. (101-122)          | 10.79             | 91.95         | 980                    | 4554                 |
| 140                  | arhar (tur)                     | 0.38              | 11.28         | 839                    | 3797                 |
| 141                  | gram (split)                    | 0.09              | 1.68          | 370                    | 1536                 |
| 142                  | gram (whole)                    | 0.02              | 0.50          | 100                    | 459                  |
| 143                  | moong                           | 0.06              | 1.46          | 291                    | 1483                 |
| 144                  | masur                           | 0.14              | 3.23          | 553                    | 2355                 |
| 145                  | urd                             | 0.14              | 3.57          | 548                    | 2510                 |
| 146                  | peas                            | 0.04              | 0.53          | 83                     | 455                  |
| 150                  | other pulses                    | 0.02              | 0.52          | 75                     | 345                  |

\* Unless otherwise specified

(Contd.)

NSS Report No. 461: Consumption of Some Important Commodities in India, 1999-2000

**Table 2U : Monthly per capita quantity and value of consumption for food items for each State and UT**

| <b>Urban</b>         |   |                   |               |  |                      |
|----------------------|---|-------------------|---------------|--|----------------------|
| item code            | item                                    | quantity<br>(kg*) | value<br>(Rs) | no. of households<br>reporting consumption |                      |
|                      |   |                   |               | per 1000<br>households                     | sample<br>households |
| (1)                  | (2)                                     | (3)               | (4)           | (5)  | (6)                  |
| <b>Uttar Pradesh</b> |   |                   |               |  |                      |
| 152                  | besan                                   | 0.10              | 1.99          | 501  | 2395                 |
| 159                  | pulses & pulse products: s.t. (140-153) | 0.98              | 25.07         | 969  | 4489                 |
| 160                  | milk: liquid (litre)                    | 5.27              | 62.23         | 902  | 4224                 |
| 164                  | ghee                                    | 0.10              | 8.09          | 253  | 1289                 |
| 169                  | milk & milk products: s.t.(160-167)     | -                 | 72.05         | 917  | 4278                 |
| 170                  | vanaspati, margarine                    | 0.13              | 4.96          | 479  | 2450                 |
| 171                  | mustard oil                             | 0.42              | 15.26         | 913  | 4178                 |
| 174                  | edible oil (others)                     | 0.05              | 1.93          | 120  | 445                  |
| 179                  | edible oil: s.t. (170-174)              | 0.60              | 22.35         | 975  | 4536                 |
| 180                  | eggs (no.)                              | 1.14              | 1.98          | 225  | 1069                 |
| 181                  | fish, prawn                             | 0.03              | 0.88          | 63   | 344                  |
| 182                  | goat meat/mutton                        | 0.07              | 4.94          | 179  | 877                  |
| 183                  | beef/ buffalo meat                      | 0.16              | 3.87          | 160  | 852                  |
| 185                  | chicken                                 | 0.01              | 0.79          | 34   | 134                  |
| 189                  | egg, fish & meat: s.t. (180-186)        | -                 | 12.73         | 418  | 2062                 |
| 190                  | potato                                  | 2.51              | 9.09          | 974  | 4520                 |
| 191                  | onion                                   | 0.58              | 3.97          | 917  | 4192                 |
| 192                  | radish                                  | 0.27              | 1.00          | 393  | 1958                 |
| 193                  | carrot                                  | 0.10              | 0.39          | 129  | 725                  |
| 197                  | arum                                    | 0.07              | 0.57          | 177  | 762                  |
| 198                  | pumpkin                                 | 0.17              | 0.79          | 343  | 1445                 |
| 200                  | gourd                                   | 0.35              | 1.72          | 502  | 2282                 |
| 201                  | bitter gourd                            | 0.08              | 0.64          | 214  | 684                  |
| 203                  | parwal / patal                          | 0.09              | 1.16          | 301  | 1223                 |
| 204                  | jhinga / torai                          | 0.26              | 1.59          | 415  | 1603                 |
| 207                  | cauliflower                             | 0.38              | 1.82          | 386  | 1988                 |
| 208                  | cabbage                                 | 0.17              | 0.83          | 271  | 1399                 |
| 210                  | brinjal                                 | 0.32              | 1.90          | 678  | 2918                 |
| 211                  | lady's finger                           | 0.18              | 1.53          | 432  | 1742                 |
| 212                  | palak/other leafy vegetables            | 0.34              | 1.49          | 470  | 2323                 |
| 214                  | tomato                                  | 0.49              | 4.09          | 737  | 3729                 |
| 215                  | peas                                    | 0.19              | 1.27          | 231  | 1194                 |
| 216                  | chillies (green)                        | 0.18              | 1.75          | 839  | 3903                 |
| 220                  | jackfruit (green)                       | 0.04              | 0.32          | 122  | 354                  |
| 221                  | lemon (no.)                             | 1.46              | 1.28          | 419  | 1904                 |
| 222                  | other vegetables                        | 0.20              | 1.35          | 243  | 1188                 |
| 229                  | vegetables: s.t. (190-222)              | -                 | 39.48         | 979  | 4548                 |
| 230                  | banana (no.)                            | 4.53              | 3.81          | 529  | 2476                 |
| 235                  | guava                                   | 0.15              | 0.95          | 233  | 1232                 |
| 237                  | orange,mausami (no.)                    | 0.31              | 0.59          | 70   | 265                  |
| 240                  | mango                                   | 0.31              | 3.00          | 210  | 602                  |
| 245                  | apple                                   | 0.07              | 1.96          | 166  | 899                  |
| 246                  | grapes                                  | 0.04              | 0.72          | 94   | 560                  |

\* Unless otherwise specified

(Contd.)

NSS Report No. 461: Consumption of Some Important Commodities in India, 1999-2000

**Table 2U : Monthly per capita quantity and value of consumption for food items for each State and UT**

| item code            | item                                    | quantity<br>(kg*) | value<br>(Rs) | Urban                                   |                   |
|----------------------|---|-------------------|---------------|---|-------------------|
|                      |   |                   |               | no. of households reporting consumption |                   |
|                      |   |                   |               | per 1000 households                     | sample households |
| (1)                  | (2)                                     | (3)               | (4)           | (5)                                     | (6)               |
| <b>Uttar Pradesh</b> |   |                   |               |   |                   |
| 247                  | other fresh fruits                      | -                 | 1.10          | 103                                     | 481               |
| 249                  | fruits (fresh) : s.t. (230-247)         | -                 | 13.24         | 812                                     | 3766              |
| 251                  | groundnut                               | 0.06              | 0.89          | 139                                     | 728               |
| 257                  | other dry fruits                        | 0.01              | 1.42          | 85                                      | 452               |
| 259                  | fruits (dry) : s.t. (250-257)           | 0.10              | 3.87          | 279                                     | 1314              |
| 260                  | sugar - P.D.S.                          | 0.42              | 5.16          | 598                                     | 3083              |
| 261                  | sugar - other sources                   | 0.58              | 9.23          | 803                                     | 3729              |
| 262                  | gur                                     | 0.06              | 0.69          | 136                                     | 750               |
| 269                  | sugar : s.t. (260-264)                  | 1.06              | 15.11         | 957                                     | 4497              |
| 279                  | salt                                    | 0.28              | 1.19          | 973                                     | 4513              |
| 280                  | turmeric (gm)                           | 44.26             | 2.13          | 930                                     | 4234              |
| 281                  | black pepper (gm)                       | 5.50              | 1.20          | 372                                     | 1686              |
| 282                  | dry chillies (gm)                       | 54.44             | 3.24          | 876                                     | 3981              |
| 283                  | garlic (gm)                             | 45.10             | 1.39          | 695                                     | 3349              |
| 285                  | ginger (gm)                             | 22.61             | 0.82          | 404                                     | 2013              |
| 286                  | curry powder (gm)                       | 3.54              | 0.49          | 135                                     | 553               |
| 288                  | other spices (gm)                       | 57.26             | 4.77          | 851                                     | 4278              |
| 289                  | spices : s.t. (280-288)                 | -                 | 14.37         | 978                                     | 4543              |
| 290                  | tea : cups (no.)                        | 4.42              | 6.53          | 433                                     | 2032              |
| 291                  | tea : leaf (gm)                         | 62.78             | 8.58          | 896                                     | 4185              |
| 295                  | cold beverages: bottled/canned (no.)    | 0.12              | 1.01          | 47                                      | 239               |
| 296                  | fruit juice and shake (glass)           | 0.09              | 0.61          | 37                                      | 201               |
| 298                  | other beverages (cocoa, chocolate etc.) | -                 | 0.65          | 61                                      | 343               |
| 300                  | biscuits                                | 1.03              | 4.57          | 642                                     | 3157              |
| 301                  | salted refreshments                     | 0.96              | 3.93          | 507                                     | 2429              |
| 302                  | prepared sweets                         | 0.30              | 3.50          | 243                                     | 1281              |
| 303                  | cooked meals (no.)                      | 0.39              | 4.28          | 70                                      | 296               |
| 305                  | pickles (gm)                            | 9.75              | 0.62          | 160                                     | 747               |
| 308                  | other processæd food                    | -                 | 1.95          | 137                                     | 706               |
| 309                  | beverages etc.: s.t. (290-308)          | -                 | 37.11         | 986                                     | 4565              |
| 888                  | total food                              | -                 | 349.00        | 1000                                    | 4638              |
| <b>West Bengal</b>   |   |                   |               |   |                   |
| 101                  | rice - P.D.S.                           | 0.23              | 2.14          | 72                                      | 221               |
| 102                  | rice - other sources                    | 7.64              | 95.67         | 942                                     | 3191              |
| 103                  | chira                                   | 0.05              | 0.67          | 115                                     | 380               |
| 105                  | muri                                    | 0.45              | 7.82          | 661                                     | 2214              |
| 107                  | wheat/atta - P.D.S.                     | 0.39              | 3.00          | 179                                     | 637               |
| 108                  | wheat/atta - other sources              | 2.12              | 22.28         | 706                                     | 2412              |
| 110                  | maida                                   | 0.09              | 1.00          | 173                                     | 605               |
| 111                  | suji, rawa                              | 0.03              | 0.34          | 143                                     | 459               |
| 113                  | bread (bakery)                          | 0.16              | 2.29          | 258                                     | 838               |
| 129                  | cereal: s.t. (101-122)                  | 11.17             | 135.73        | 965                                     | 3270              |
| 140                  | arhar (tur)                             | 0.03              | 0.99          | 116                                     | 442               |

\* Unless otherwise specified

(Contd.)

NSS Report No. 461: Consumption of Some Important Commodities in India, 1999-2000



**Table 2U : Monthly per capita quantity and value of consumption for food items for each State and UT**

| item code          | item                                    | quantity<br>(kg*) | value<br>(Rs) | Urban                                  |                   |
|--------------------|---|-------------------|---------------|--|-------------------|
|                    |   |                   |               | no.of households reporting consumption |                   |
|                    |   |                   |               | per 1000 households                    | sample households |
| (1)                | (2)                                     | (3)               | (4)           | (5)                                    | (6)               |
| <b>West Bengal</b> |   |                   |               |  |                   |
| 143                | moong                                   | 0.14              | 4.50          | 587                                    | 1990              |
| 144                | masur                                   | 0.34              | 9.64          | 878                                    | 2939              |
| 152                | besan                                   | 0.01              | 0.29          | 115                                    | 460               |
| 159                | pulses & pulse products: s.t. (140-153) | 0.60              | 17.11         | 952                                    | 3225              |
| 160                | milk: liquid (litre)                    | 2.63              | 30.68         | 586                                    | 2068              |
| 161                | baby food                               | 0.02              | 2.08          | 47                                     | 162               |
| 162                | milk : condensed/ powder                | 0.06              | 2.65          | 203                                    | 644               |
| 163                | curd                                    | 0.02              | 0.65          | 44                                     | 173               |
| 164                | ghee                                    | 0.04              | 2.76          | 170                                    | 635               |
| 165                | butter                                  | 0.06              | 0.91          | 101                                    | 336               |
| 169                | milk & milk products: s.t.(160-167)     | -                 | 40.31         | 737                                    | 2512              |
| 170                | vanaspati, margarine                    | 0.01              | 0.68          | 57                                     | 226               |
| 171                | mustard oil                             | 0.58              | 24.05         | 909                                    | 3060              |
| 172                | groundnut oil                           | 0.01              | 0.77          | 39                                     | 153               |
| 174                | edible oil (others)                     | 0.05              | 2.69          | 139                                    | 450               |
| 179                | edible oil: s.t. (170-174)              | 0.68              | 28.30         | 949                                    | 3208              |
| 180                | eggs (no.)                              | 4.63              | 7.75          | 742                                    | 2485              |
| 181                | fish, prawn                             | 0.86              | 38.84         | 878                                    | 2925              |
| 182                | goat meat/mutton                        | 0.08              | 8.86          | 254                                    | 852               |
| 183                | beef/ buffalo meat                      | 0.04              | 1.85          | 69                                     | 208               |
| 185                | chicken                                 | 0.13              | 7.98          | 345                                    | 1229              |
| 189                | egg, fish & meat: s.t. (180-186)        | -                 | 65.69         | 909                                    | 3033              |
| 190                | potato                                  | 3.28              | 14.16         | 949                                    | 3210              |
| 191                | onion                                   | 0.56              | 4.80          | 918                                    | 3088              |
| 192                | radish                                  | 0.07              | 0.34          | 128                                    | 430               |
| 197                | arum                                    | 0.05              | 0.37          | 110                                    | 390               |
| 198                | pumpkin                                 | 0.35              | 2.00          | 616                                    | 2026              |
| 200                | gourd                                   | 0.22              | 1.14          | 372                                    | 1241              |
| 201                | bitter gourd                            | 0.14              | 1.64          | 485                                    | 1609              |
| 202                | cucumber                                | 0.12              | 0.92          | 242                                    | 817               |
| 203                | parwal / patal                          | 0.43              | 3.80          | 603                                    | 2027              |
| 204                | jhinga / torai                          | 0.27              | 2.16          | 455                                    | 1519              |
| 206                | papaya (green)                          | 0.27              | 1.28          | 418                                    | 1462              |
| 207                | cauliflower                             | 0.29              | 1.47          | 239                                    | 831               |
| 208                | cabbage                                 | 0.36              | 1.48          | 321                                    | 1135              |
| 210                | brinjal                                 | 0.41              | 3.67          | 740                                    | 2480              |
| 211                | lady's finger                           | 0.23              | 1.88          | 451                                    | 1566              |
| 212                | palak/other leafy vegetables            | 0.59              | 2.50          | 707                                    | 2313              |
| 213                | french beans and barbati                | 0.07              | 0.70          | 234                                    | 753               |
| 214                | tomato                                  | 0.21              | 2.01          | 450                                    | 1580              |
| 216                | chillies (green)                        | 0.23              | 2.75          | 904                                    | 3048              |
| 221                | lemon (no.)                             | 1.65              | 1.41          | 454                                    | 1563              |
| 222                | other vegetables                        | 0.44              | 3.11          | 434                                    | 1435              |

\* Unless otherwise specified

(Contd.)

NSS Report No. 461: Consumption of Some Important Commodities in India, 1999-2000

**Table 2U : Monthly per capita quantity and value of consumption for food items for each State and UT**

| <b>Urban</b>               |   |                   |               |  |                      |
|----------------------------|---|-------------------|---------------|--|----------------------|
| item code                  | item                                    | quantity<br>(kg*) | value<br>(Rs) | no. of households<br>reporting consumption |                      |
|                            |   |                   |               | per 1000<br>households                     | sample<br>households |
| (1)                        | (2)                                     | (3)               | (4)           | (5)  | (6)                  |
| <b>West Bengal</b>         |   |                   |               |  |                      |
| 229                        | vegetables: s.t. (190-222)              | -                 | 55.17         | 952  | 3217                 |
| 230                        | banana (no.)                            | 4.44              | 4.49          | 549  | 1865                 |
| 234                        | coconut (no.)                           | 0.08              | 0.54          | 113  | 412                  |
| 235                        | guava                                   | 0.07              | 0.52          | 128  | 444                  |
| 237                        | orange,mausami (no.)                    | 0.71              | 1.53          | 176  | 657                  |
| 240                        | mango                                   | 0.11              | 2.23          | 165  | 552                  |
| 245                        | apple                                   | 0.07              | 2.12          | 189  | 681                  |
| 246                        | grapes                                  | 0.02              | 0.84          | 100  | 336                  |
| 247                        | other fresh fruits                      | -                 | 0.56          | 81   | 293                  |
| 249                        | fruits (fresh) : s.t. (230-247)         | -                 | 13.54         | 678  | 2289                 |
| 259                        | fruits (dry) : s.t. (250-257)           | 0.04              | 1.05          | 94   | 327                  |
| 260                        | sugar - P.D.S.                          | 0.22              | 2.36          | 533  | 1829                 |
| 261                        | sugar - other sources                   | 0.44              | 7.67          | 839  | 2810                 |
| 269                        | sugar : s.t. (260-264)                  | 0.68              | 10.51         | 938  | 3165                 |
| 279                        | salt                                    | 0.42              | 1.72          | 942  | 3204                 |
| 280                        | turmeric (gm)                           | 49.34             | 3.09          | 949  | 3196                 |
| 281                        | black pepper (gm)                       | 3.01              | 0.46          | 135  | 461                  |
| 282                        | dry chillies (gm)                       | 24.69             | 1.71          | 753  | 2531                 |
| 283                        | garlic (gm)                             | 29.32             | 1.34          | 738  | 2490                 |
| 285                        | ginger (gm)                             | 62.62             | 2.63          | 902  | 3057                 |
| 286                        | curry powder (gm)                       | 5.46              | 0.54          | 137  | 443                  |
| 287                        | oilseeds (gm)                           | 12.00             | 0.45          | 349  | 1285                 |
| 288                        | other spices (gm)                       | 54.46             | 4.58          | 862  | 2881                 |
| 289                        | spices : s.t. (280 -288)                | -                 | 14.90         | 952  | 3217                 |
| 290                        | tea : cups (no.)                        | 24.03             | 24.36         | 511  | 1719                 |
| 291                        | tea : leaf (gm)                         | 58.48             | 7.87          | 816  | 2740                 |
| 293                        | coffee: powder (gm)                     | 0.76              | 0.50          | 27   | 79                   |
| 295                        | cold beverages: bottled/canned (no.)    | 0.08              | 0.81          | 55   | 220                  |
| 296                        | fruit juice and shake (glass)           | 0.09              | 0.76          | 18   | 55                   |
| 297                        | coconut: green (no.)                    | 0.13              | 0.55          | 68   | 214                  |
| 298                        | other beverages (cocoa, chocolate etc.) | -                 | 1.03          | 46   | 147                  |
| 300                        | biscuits                                | 3.06              | 7.34          | 818  | 2740                 |
| 301                        | salted refreshments                     | 0.34              | 2.48          | 371  | 1316                 |
| 302                        | prepared sweets                         | 0.41              | 4.45          | 378  | 1326                 |
| 303                        | cooked meals (no.)                      | 1.01              | 10.23         | 103  | 363                  |
| 308                        | other processed food                    | -                 | 6.99          | 296  | 992                  |
| 309                        | beverages etc.: s.t. (290-308)          | -                 | 68.98         | 984  | 3364                 |
| 888                        | total food                              | -                 | 453.00        | 999  | 3428                 |
| <b>A. &amp; N. Islands</b> |   |                   |               |  |                      |
| 101                        | rice - P.D.S.                           | 4.80              | 48.12         | 776  | 149                  |
| 102                        | rice - other sources                    | 3.21              | 45.88         | 734  | 139                  |
| 107                        | wheat/atta - P.D.S.                     | 0.06              | 0.63          | 26   | 8                    |
| 108                        | wheat/atta - other sources              | 1.90              | 18.69         | 807  | 152                  |

\* Unless otherwise specified

(Contd.)

NSS Report No. 461: Consumption of Some Important Commodities in India, 1999-2000

**Table 2U : Monthly per capita quantity and value of consumption for food items for each State and UT**

| item code                  | item  | quantity<br>(kg*) | value<br>(Rs) | no. of households<br>reporting consumption |                      |
|----------------------------|---|-------------------|---------------|--|----------------------|
|                            |   |                   |               | per 1000<br>households                     | sample<br>households |
|                            |   |                   |               | (5)  | (6)                  |
| (1)                        | (2)   | (3)               | (4)           | (5)  | (6)                  |
| <b>A. &amp; N. Islands</b> |   |                   |               |  |                      |
| 110                        | maida                                       | 0.06              | 0.92          | 248  | 51                   |
| 111                        | suji, rawa                                  | 0.09              | 1.42          | 383  | 78                   |
| 112                        | sewai, noodles                              | 0.01              | 0.50          | 82   | 19                   |
| 113                        | bread (bakery)                              | 0.06              | 1.30          | 314  | 58                   |
| 129                        | cereal: s.t. (101-122)                      | 10.21             | 117.86        | 946  | 182                  |
| 140                        | arhar (tur)                                 | 0.43              | 15.59         | 890  | 171                  |
| 141                        | gram (split)                                | 0.02              | 0.50          | 116  | 19                   |
| 142                        | gram (whole)                                | 0.05              | 1.24          | 197  | 33                   |
| 143                        | moong                                       | 0.11              | 3.57          | 377  | 77                   |
| 144                        | masur                                       | 0.28              | 8.95          | 618  | 118                  |
| 145                        | urd   | 0.15              | 5.13          | 457  | 86                   |
| 146                        | peas  | 0.03              | 0.68          | 146  | 33                   |
| 152                        | besan                                       | 0.04              | 1.08          | 214  | 48                   |
| 159                        | pulses & pulse products: s.t. (140-153)     | 1.11              | 36.73         | 938  | 181                  |
| 160                        | milk: liquid (litre)                        | 1.29              | 22.00         | 253  | 56                   |
| 161                        | baby food                                   | 0.02              | 2.54          | 33   | 7                    |
| 162                        | milk : condensed/ powder                    | 0.27              | 36.45         | 775  | 149                  |
| 164                        | ghee  | 0.01              | 1.49          | 107  | 20                   |
| 169                        | milk & milk products: s.t.(160-167)         | -                 | 62.57         | 880  | 171                  |
| 170                        | vanaspati, margarine                        | 0.03              | 1.77          | 65   | 15                   |
| 171                        | mustard oil                                 | 0.35              | 19.61         | 460  | 90                   |
| 172                        | groundnut oil                               | 0.14              | 8.25          | 172  | 33                   |
| 173                        | coconut oil                                 | 0.02              | 1.25          | 62   | 11                   |
| 174                        | edible oil (others)                         | 0.24              | 13.53         | 393  | 73                   |
| 179                        | edible oil: s.t. (170-174)                  | 0.78              | 44.41         | 944  | 181                  |
| 180                        | eggs (no.)                                  | 4.04              | 9.68          | 801  | 157                  |
| 181                        | fish, prawn                                 | 1.14              | 34.71         | 878  | 169                  |
| 182                        | goat meat/mutton                            | 0.04              | 5.24          | 119  | 31                   |
| 183                        | beef/ buffalo meat                          | 0.44              | 2.92          | 96   | 16                   |
| 185                        | chicken                                     | 0.39              | 25.09         | 683  | 142                  |
| 186                        | others (birds, crab, oyster, tortoise etc.) | 0.02              | 1.06          | 54   | 7                    |
| 189                        | egg, fish & meat: s.t. (180-186)            | -                 | 78.85         | 930  | 179                  |
| 190                        | potato                                      | 0.80              | 8.72          | 918  | 177                  |
| 191                        | onion                                       | 0.90              | 10.30         | 933  | 180                  |
| 192                        | radish                                      | 0.05              | 0.58          | 153  | 25                   |
| 198                        | pumpkin                                     | 0.17              | 2.76          | 449  | 97                   |
| 200                        | gourd                                       | 0.12              | 2.24          | 375  | 68                   |
| 201                        | bitter gourd                                | 0.10              | 2.83          | 379  | 73                   |
| 202                        | cucumber                                    | 0.07              | 1.19          | 220  | 46                   |
| 203                        | parwal / patal                              | 0.03              | 0.90          | 125  | 23                   |
| 204                        | jhinga / torai                              | 0.05              | 0.94          | 176  | 34                   |
| 205                        | snake gourd                                 | 0.09              | 1.82          | 270  | 48                   |
| 206                        | papaya (green)                              | 0.08              | 0.84          | 165  | 32                   |

\* Unless otherwise specified

(Contd.)

NSS Report No. 461: Consumption of Some Important Commodities in India, 1999-2000

**Table 2U : Monthly per capita quantity and value of consumption for food items for each State and UT**

| item code                  | item                                    | quantity<br>(kg*) | value<br>(Rs) | no. of households<br>reporting consumption |                      |
|----------------------------|---|-------------------|---------------|--|----------------------|
|                            |   |                   |               | per 1000<br>households                     | sample<br>households |
|                            |   |                   |               | (5)  | (6)                  |
| (1)                        | (2)                                     | (3)               | (4)           | (5)  | (6)                  |
| <b>A. &amp; N. Islands</b> |   |                   |               |  |                      |
| 207                        | cauliflower                             | 0.05              | 1.76          | 220  | 43                   |
| 208                        | cabbage                                 | 0.22              | 4.51          | 663  | 133                  |
| 210                        | brinjal                                 | 0.24              | 5.47          | 648  | 129                  |
| 211                        | lady's finger                           | 0.24              | 6.25          | 649  | 129                  |
| 212                        | palak/other leafy vegetables            | 0.48              | 4.84          | 693  | 128                  |
| 213                        | french beans and barbati                | 0.11              | 2.77          | 385  | 68                   |
| 214                        | tomato                                  | 0.26              | 5.30          | 787  | 157                  |
| 216                        | chillies (green)                        | 0.34              | 5.71          | 875  | 163                  |
| 218                        | plantain (green)                        | 0.12              | 1.75          | 357  | 58                   |
| 221                        | lemon (no.)                             | 0.63              | 0.73          | 365  | 71                   |
| 222                        | other vegetables                        | 0.07              | 1.60          | 246  | 42                   |
| 229                        | vegetables: s.t. (190-222)              | -                 | 74.72         | 946  | 182                  |
| 230                        | banana (no.)                            | 9.99              | 7.05          | 759  | 149                  |
| 234                        | coconut (no.)                           | 0.67              | 4.53          | 647  | 119                  |
| 240                        | mango                                   | 0.08              | 1.87          | 178  | 49                   |
| 245                        | apple                                   | 0.08              | 4.60          | 244  | 51                   |
| 246                        | grapes                                  | 0.02              | 1.39          | 97   | 23                   |
| 247                        | other fresh fruits                      | -                 | 0.67          | 102  | 19                   |
| 249                        | fruits (fresh) : s.t. (230-247)         | -                 | 21.15         | 910  | 176                  |
| 259                        | fruits (dry) : s.t. (250-257)           | 0.02              | 1.09          | 137  | 38                   |
| 260                        | sugar - P.D.S.                          | 0.65              | 8.01          | 862  | 168                  |
| 261                        | sugar - other sources                   | 0.24              | 4.59          | 522  | 97                   |
| 269                        | sugar : s.t. (260-264)                  | 0.89              | 12.69         | 950  | 182                  |
| 279                        | salt                                    | 0.31              | 2.77          | 946  | 182                  |
| 280                        | turmeric (gm)                           | 45.02             | 3.64          | 937  | 180                  |
| 281                        | black pepper (gm)                       | 7.72              | 1.72          | 422  | 91                   |
| 282                        | dry chillies (gm)                       | 43.70             | 2.64          | 932  | 180                  |
| 283                        | garlic (gm)                             | 49.43             | 3.11          | 939  | 180                  |
| 284                        | tamarind (gm)                           | 39.92             | 2.17          | 751  | 139                  |
| 285                        | ginger (gm)                             | 42.70             | 3.14          | 893  | 172                  |
| 286                        | curry powder (gm)                       | 25.41             | 2.95          | 658  | 125                  |
| 287                        | oilseeds (gm)                           | 16.87             | 0.77          | 735  | 134                  |
| 288                        | other spices (gm)                       | 32.74             | 4.32          | 778  | 150                  |
| 289                        | spices : s.t. (280-288)                 | -                 | 24.45         | 946  | 182                  |
| 290                        | tea : cups (no.)                        | 11.57             | 28.50         | 822  | 149                  |
| 291                        | tea : leaf (gm)                         | 82.83             | 14.41         | 904  | 170                  |
| 293                        | coffee: powder (gm)                     | 3.90              | 1.43          | 121  | 27                   |
| 295                        | cold beverages: bottled/canned (no.)    | 0.13              | 2.62          | 132  | 33                   |
| 297                        | coconut: green (no.)                    | 0.32              | 2.25          | 180  | 38                   |
| 298                        | other beverages (cocoa, chocolate etc.) | -                 | 1.22          | 59   | 14                   |
| 300                        | biscuits                                | 3.22              | 3.85          | 549  | 107                  |
| 301                        | salted refreshments                     | 1.91              | 3.85          | 561  | 107                  |
| 302                        | prepared sweets                         | 0.43              | 1.67          | 117  | 33                   |

\* Unless otherwise specified

(Contd.)

NSS Report No. 461: Consumption of Some Important Commodities in India, 1999-2000

**Table 2U : Monthly per capita quantity and value of consumption for food items for each State and UT**

| item code                  | item                                    | quantity<br>(kg*) | value<br>(Rs) | Urban                                     |                      |
|----------------------------|---|-------------------|---------------|---|----------------------|
|                            |   |                   |               | no.of households<br>reporting consumption |                      |
|                            |   |                   |               | per 1000<br>households                    | sample<br>households |
| (1)                        | (2)                                     | (3)               | (4)           | (5)                                       | (6)                  |
| <b>A. &amp; N. Islands</b> |   |                   |               |   |                      |
| 303                        | cooked meals (no.)                      | 1.30              | 18.67         | 155                                       | 30                   |
| 305                        | pickles (gm)                            | 11.22             | 1.09          | 202                                       | 48                   |
| 308                        | other processed food                    | -                 | 12.67         | 504                                       | 79                   |
| 309                        | beverages etc.: s.t. (290-308)          | -                 | 93.64         | 1000                                      | 191                  |
| 888                        | total food                              | -                 | 571.00        | 1000                                      | 191                  |
| <b>Chandigarh</b>          |   |                   |               |   |                      |
| 101                        | rice - P.D.S.                           | 0.07              | 0.71          | 50  | 27                   |
| 102                        | rice - other sources                    | 1.55              | 21.99         | 915                                       | 698                  |
| 107                        | wheat/atta - P.D.S.                     | 0.07              | 0.59          | 9   | 11                   |
| 108                        | wheat/atta - other sources              | 6.58              | 53.83         | 950                                       | 711                  |
| 111                        | suji, rawa                              | 0.03              | 0.41          | 180                                       | 131                  |
| 112                        | sewai, noodles                          | 0.03              | 1.07          | 141                                       | 105                  |
| 113                        | bread (bakery)                          | 0.30              | 5.79          | 551                                       | 430                  |
| 117                        | maize & products                        | 0.07              | 0.65          | 123                                       | 105                  |
| 129                        | cereal: s.t. (101-122)                  | 8.74              | 85.74         | 971                                       | 731                  |
| 140                        | arhar (tur)                             | 0.12              | 3.64          | 404                                       | 307                  |
| 141                        | gram (split)                            | 0.20              | 4.14          | 844                                       | 636                  |
| 142                        | gram (whole)                            | 0.16              | 3.46          | 711                                       | 527                  |
| 143                        | moong                                   | 0.20              | 4.80          | 762                                       | 598                  |
| 144                        | masur                                   | 0.20              | 4.65          | 788                                       | 594                  |
| 145                        | urd                                     | 0.13              | 3.91          | 635                                       | 496                  |
| 150                        | other pulses                            | 0.17              | 5.25          | 590                                       | 456                  |
| 151                        | gram products                           | 0.02              | 0.59          | 85  | 70                   |
| 152                        | besan                                   | 0.18              | 2.49          | 634                                       | 482                  |
| 159                        | pulses & pulse products: s.t. (140-153) | 1.39              | 33.28         | 967                                       | 726                  |
| 160                        | milk: liquid (litre)                    | 10.53             | 141.24        | 965                                       | 725                  |
| 162                        | milk : condensed/ powder                | 0.01              | 0.70          | 5   | 5                    |
| 163                        | curd                                    | 0.13              | 1.86          | 172                                       | 124                  |
| 164                        | ghee                                    | 0.16              | 22.27         | 505                                       | 403                  |
| 165                        | butter                                  | 0.01              | 1.06          | 75  | 61                   |
| 166                        | ice-cream                               | -                 | 1.91          | 103                                       | 119                  |
| 167                        | other milk products                     | 0.06              | 3.79          | 243                                       | 198                  |
| 169                        | milk & milk products: s.t.(160-167)     | -                 | 172.96        | 974                                       | 732                  |
| 170                        | vanaspati, margarine                    | 0.17              | 6.54          | 300                                       | 202                  |
| 171                        | mustard oil                             | 0.20              | 7.96          | 497                                       | 394                  |
| 172                        | groundnut oil                           | 0.06              | 2.52          | 75  | 72                   |
| 174                        | edible oil (others)                     | 0.33              | 14.47         | 495                                       | 380                  |
| 179                        | edible oil: s.t. (170-174)              | 0.76              | 31.73         | 947                                       | 719                  |
| 180                        | eggs (no.)                              | 2.50              | 3.84          | 344                                       | 275                  |
| 182                        | goat meat/mutton                        | 0.06              | 5.13          | 136                                       | 94                   |
| 185                        | chicken                                 | 0.07              | 4.92          | 189                                       | 145                  |
| 189                        | egg, fish & meat: s.t.(180-186)         | -                 | 14.83         | 426                                       | 327                  |
| 190                        | potato                                  | 1.44              | 5.96          | 961                                       | 723                  |

\* Unless otherwise specified

(Contd.)

NSS Report No. 461: Consumption of Some Important Commodities in India, 1999-2000

**Table 2U : Monthly per capita quantity and value of consumption for food items for each State and UT**

| item code         | item                            | quantity<br>(kg*) | value<br>(Rs) | no. of households<br>reporting consumption |                      |
|-------------------|---------------------------------|-------------------|---------------|--|----------------------|
|                   |                                 |                   |               | per 1000<br>households                     | sample<br>households |
|                   |                                 |                   |               | (5)  | (6)                  |
| (1)               | (2)                             | (3)               | (4)           | (5)  | (6)                  |
| <b>Urban</b>      |                                 |                   |               |  |                      |
| <b>Chandigarh</b> |                                 |                   |               |  |                      |
| 191               | onion                           | 1.09              | 8.99          | 953  | 715                  |
| 192               | radish                          | 0.31              | 1.39          | 428  | 331                  |
| 193               | carrot                          | 0.33              | 1.55          | 338  | 258                  |
| 194               | turnip                          | 0.05              | 0.25          | 123  | 98                   |
| 197               | arum                            | 0.05              | 0.65          | 156  | 130                  |
| 198               | pumpkin                         | 0.11              | 0.76          | 227  | 169                  |
| 200               | gourd                           | 0.34              | 2.54          | 531  | 401                  |
| 201               | bitter gourd                    | 0.12              | 1.68          | 361  | 266                  |
| 202               | cucumber                        | 0.33              | 1.98          | 337  | 260                  |
| 204               | jhinga / torai                  | 0.07              | 0.67          | 185  | 126                  |
| 207               | cauliflower                     | 0.46              | 2.88          | 579  | 444                  |
| 208               | cabbage                         | 0.35              | 2.22          | 614  | 474                  |
| 210               | brinjal                         | 0.25              | 1.94          | 598  | 462                  |
| 211               | lady's finger                   | 0.20              | 2.35          | 428  | 326                  |
| 212               | palak/other leafy vegetables    | 0.29              | 1.64          | 433  | 331                  |
| 213               | french beans and barbati        | 0.06              | 0.96          | 240  | 200                  |
| 214               | tomato                          | 0.87              | 9.06          | 942  | 707                  |
| 215               | peas                            | 0.39              | 4.89          | 660  | 526                  |
| 216               | chillies (green)                | 0.14              | 1.12          | 634  | 484                  |
| 217               | capsicum                        | 0.05              | 0.91          | 233  | 183                  |
| 221               | lemon (no.)                     | 2.49              | 2.31          | 591  | 461                  |
| 222               | other vegetables                | 0.05              | 0.55          | 115  | 110                  |
| 229               | vegetables: s.t. (190-222)      | -                 | 57.35         | 970  | 730                  |
| 230               | banana (no.)                    | 6.78              | 7.87          | 773  | 590                  |
| 235               | guava                           | 0.12              | 1.20          | 292  | 203                  |
| 237               | orange,mausami (no.)            | 0.91              | 1.99          | 197  | 168                  |
| 238               | papaya                          | 0.08              | 0.79          | 91   | 73                   |
| 240               | mango                           | 0.33              | 4.98          | 236  | 206                  |
| 241               | kharbooza                       | 0.10              | 1.04          | 120  | 105                  |
| 245               | apple                           | 0.36              | 8.85          | 500  | 362                  |
| 246               | grapes                          | 0.04              | 1.21          | 148  | 145                  |
| 247               | other fresh fruits              | -                 | 1.50          | 163  | 142                  |
| 249               | fruits (fresh) : s.t. (230-247) | -                 | 30.88         | 927  | 703                  |
| 251               | groundnut                       | 0.05              | 1.61          | 224  | 167                  |
| 253               | cashewnut                       | 0.01              | 1.54          | 62   | 49                   |
| 254               | walnut                          | 0.01              | 0.83          | 32   | 21                   |
| 255               | other nuts                      | 0.01              | 2.14          | 76   | 63                   |
| 256               | raisin (kishmish, monacca etc.) | 0.00              | 0.64          | 46   | 40                   |
| 257               | other dry fruits                | 0.00              | 0.61          | 26   | 25                   |
| 259               | fruits (dry) : s.t. (250-257)   | 0.10              | 7.93          | 334  | 252                  |
| 260               | sugar - P.D.S.                  | 0.36              | 4.27          | 511  | 388                  |
| 261               | sugar - other sources           | 0.96              | 15.94         | 936  | 702                  |
| 269               | sugar : s.t. (260-264)          | 1.35              | 20.80         | 974  | 732                  |

\* Unless otherwise specified

(Contd.)

NSS Report No. 461: Consumption of Some Important Commodities in India, 1999-2000

**Table 2U : Monthly per capita quantity and value of consumption for food items for each State and UT**

| item code                       | item                                    | quantity<br>(kg*) | value<br>(Rs) | Urban                                   |                   |
|---------------------------------|---|-------------------|---------------|---|-------------------|
|                                 |   |                   |               | no. of households reporting consumption |                   |
|                                 |   |                   |               | per 1000 households                     | sample households |
| (1)                             | (2)                                     | (3)               | (4)           | (5)                                     | (6)               |
| <b>Chandigarh</b>               |   |                   |               |   |                   |
| 279                             | salt                                    | 0.28              | 1.49          | 969                                     | 729               |
| 280                             | turmeric (gm)                           | 49.59             | 3.51          | 970                                     | 730               |
| 282                             | dry chillies (gm)                       | 41.61             | 3.93          | 923                                     | 699               |
| 283                             | garlic (gm)                             | 56.07             | 1.62          | 688                                     | 522               |
| 285                             | ginger (gm)                             | 69.81             | 2.28          | 709                                     | 542               |
| 288                             | other spices (gm)                       | 43.38             | 5.14          | 943                                     | 713               |
| 289                             | spices : s.t. (280-288)                 | -                 | 16.93         | 970                                     | 730               |
| 290                             | tea : cups (no.)                        | 7.80              | 14.99         | 626                                     | 467               |
| 291                             | tea : leaf (gm)                         | 100.03            | 13.36         | 947                                     | 710               |
| 293                             | coffee: powder (gm)                     | 0.98              | 0.68          | 50                                      | 48                |
| 295                             | cold beverages: bottled/canned (no.)    | 0.49              | 5.20          | 245                                     | 180               |
| 296                             | fruit juice and shake (glass)           | 0.27              | 2.64          | 164                                     | 128               |
| 298                             | other beverages (cocoa, chocolate etc.) | -                 | 1.56          | 96                                      | 70                |
| 300                             | biscuits                                | 0.33              | 8.74          | 772                                     | 587               |
| 301                             | salted refreshments                     | 0.36              | 6.99          | 760                                     | 579               |
| 302                             | prepared sweets                         | 0.10              | 7.29          | 367                                     | 238               |
| 303                             | cooked meals (no.)                      | 0.94              | 16.39         | 138                                     | 106               |
| 304                             | cake, pastry                            | 0.06              | 0.54          | 47                                      | 46                |
| 305                             | pickles (gm)                            | 27.18             | 1.35          | 282                                     | 176               |
| 306                             | sauce (gm)                              | 16.75             | 0.88          | 111                                     | 86                |
| 307                             | jam, jelly (gm)                         | 7.07              | 0.57          | 80                                      | 57                |
| 308                             | other processed food                    | -                 | 1.77          | 152                                     | 136               |
| 309                             | beverages etc.: s.t. (290-308)          | -                 | 83.28         | 996                                     | 759               |
| 888                             | total food                              | -                 | 557.00        | 998                                     | 762               |
| <b>Dadra &amp; Nagar Haveli</b> |   |                   |               |   |                   |
| 101                             | rice - P.D.S.                           | 0.76              | 7.81          | 185                                     | 22                |
| 102                             | rice - other sources                    | 3.63              | 45.12         | 607                                     | 58                |
| 103                             | chira                                   | 0.19              | 1.89          | 54                                      | 9                 |
| 106                             | other rice products                     | 0.96              | 13.99         | 155                                     | 14                |
| 107                             | wheat/atta - P.D.S.                     | 0.28              | 2.18          | 80                                      | 8                 |
| 108                             | wheat/atta - other sources              | 3.18              | 29.97         | 591                                     | 54                |
| 111                             | suji, rawa                              | 0.07              | 0.91          | 280                                     | 19                |
| 113                             | bread (bakery)                          | 0.08              | 1.78          | 238                                     | 13                |
| 115                             | jowar & products                        | 1.21              | 12.20         | 184                                     | 17                |
| 129                             | cereal: s.t. (101-122)                  | 10.45             | 116.75        | 840                                     | 85                |
| 140                             | arhar (tur)                             | 0.60              | 18.20         | 828                                     | 82                |
| 143                             | moong                                   | 0.26              | 6.82          | 652                                     | 56                |
| 144                             | masur                                   | 0.03              | 0.90          | 103                                     | 13                |
| 145                             | urd                                     | 0.04              | 1.09          | 147                                     | 16                |
| 146                             | peas                                    | 0.03              | 0.70          | 142                                     | 15                |
| 150                             | other pulses                            | 0.16              | 4.16          | 405                                     | 47                |
| 152                             | besan                                   | 0.07              | 1.71          | 560                                     | 48                |
| 159                             | pulses & pulse products: s.t. (140-153) | 1.24              | 34.39         | 840                                     | 85                |

\* Unless otherwise specified

(Contd.)

NSS Report No. 461: Consumption of Some Important Commodities in India, 1999-2000

**Table 2U : Monthly per capita quantity and value of consumption for food items for each State and UT**

| item code                       | item                                | quantity<br>(kg*) | value<br>(Rs) | Urban                                   |                   |
|---------------------------------|-------------------------------------|-------------------|---------------|---|-------------------|
|                                 |                                     |                   |               | no. of households reporting consumption |                   |
|                                 |                                     |                   |               | per 1000 households                     | sample households |
| (1)                             | (2)                                 | (3)               | (4)           | (5)                                     | (6)               |
| <b>Dadra &amp; Nagar Haveli</b> |                                     |                   |               |   |                   |
| 160                             | milk: liquid (litre)                | 5.49              | 83.94         | 729                                     | 70                |
| 161                             | baby food                           | 0.03              | 2.99          | 126                                     | 4                 |
| 163                             | curd                                | 0.07              | 1.45          | 61                                      | 8                 |
| 164                             | ghee                                | 0.07              | 11.24         | 326                                     | 18                |
| 166                             | ice-cream                           | -                 | 1.12          | 137                                     | 13                |
| 169                             | milk & milk products: s.t.(160-167) | -                 | 101.48        | 743                                     | 72                |
| 171                             | mustard oil                         | 0.02              | 0.63          | 29                                      | 4                 |
| 172                             | groundnut oil                       | 0.80              | 34.76         | 720                                     | 64                |
| 173                             | coconut oil                         | 0.01              | 0.59          | 18                                      | 3                 |
| 174                             | edible oil (others)                 | 0.07              | 2.37          | 95                                      | 16                |
| 179                             | edible oil: s.t. (170-174)          | 0.89              | 38.34         | 831                                     | 83                |
| 180                             | eggs (no.)                          | 0.95              | 1.70          | 210                                     | 29                |
| 181                             | fish, prawn                         | 0.09              | 4.89          | 271                                     | 26                |
| 182                             | goat meat/mutton                    | 0.05              | 4.45          | 173                                     | 19                |
| 185                             | chicken                             | 0.14              | 10.03         | 398                                     | 45                |
| 189                             | egg, fish & meat: s.t. (180-186)    | -                 | 21.07         | 460                                     | 56                |
| 190                             | potato                              | 0.78              | 5.08          | 831                                     | 83                |
| 191                             | onion                               | 1.00              | 6.07          | 834                                     | 84                |
| 193                             | carrot                              | 0.12              | 1.55          | 296                                     | 18                |
| 196                             | sweet potato                        | 0.04              | 0.50          | 96                                      | 10                |
| 200                             | gourd                               | 0.13              | 1.41          | 413                                     | 33                |
| 201                             | bitter gourd                        | 0.04              | 0.57          | 149                                     | 9                 |
| 202                             | cucumber                            | 0.24              | 2.12          | 401                                     | 29                |
| 203                             | parwal / patal                      | 0.10              | 1.75          | 193                                     | 6                 |
| 207                             | cauliflower                         | 0.20              | 2.91          | 444                                     | 41                |
| 208                             | cabbage                             | 0.33              | 4.50          | 639                                     | 57                |
| 210                             | brinjal                             | 0.69              | 5.14          | 815                                     | 82                |
| 211                             | lady's finger                       | 0.30              | 3.97          | 543                                     | 47                |
| 212                             | palak/other leafy vegetables        | 0.13              | 1.59          | 489                                     | 41                |
| 213                             | french beans and barbati            | 0.13              | 1.41          | 196                                     | 23                |
| 214                             | tomato                              | 0.84              | 10.35         | 820                                     | 81                |
| 215                             | peas                                | 0.15              | 2.14          | 378                                     | 28                |
| 216                             | chillies (green)                    | 0.13              | 2.46          | 624                                     | 60                |
| 221                             | lemon (no.)                         | 4.61              | 4.44          | 686                                     | 66                |
| 222                             | other vegetables                    | 0.28              | 3.76          | 481                                     | 38                |
| 229                             | vegetables: s.t. (190-222)          | -                 | 62.19         | 840                                     | 85                |
| 230                             | banana (no.)                        | 8.42              | 7.54          | 908                                     | 86                |
| 234                             | coconut (no.)                       | 0.26              | 1.90          | 320                                     | 20                |
| 235                             | guava                               | 0.08              | 0.78          | 198                                     | 27                |
| 237                             | orange,mausami (no.)                | 1.05              | 2.47          | 215                                     | 21                |
| 240                             | mango                               | 0.06              | 1.14          | 82                                      | 9                 |
| 245                             | apple                               | 0.11              | 5.39          | 355                                     | 24                |
| 246                             | grapes                              | 0.09              | 3.07          | 347                                     | 32                |

\* Unless otherwise specified

(Contd.)

NSS Report No. 461: Consumption of Some Important Commodities in India, 1999-2000



**Table 2U : Monthly per capita quantity and value of consumption for food items for each State and UT**

| item code                       | item                                    | quantity<br>(kg*) | value<br>(Rs) | Urban                                   |                   |
|---------------------------------|---|-------------------|---------------|---|-------------------|
|                                 |   |                   |               | no. of households reporting consumption |                   |
|                                 |   |                   |               | per 1000 households                     | sample households |
| (1)                             | (2)                                     | (3)               | (4)           | (5)                                     | (6)               |
| <b>Dadra &amp; Nagar Haveli</b> |   |                   |               |   |                   |
| 247                             | other fresh fruits                      | -                 | 0.88          | 87                                      | 13                |
| 249                             | fruits (fresh) : s.t. (230-247)         | -                 | 23.79         | 985                                     | 94                |
| 251                             | groundnut                               | 0.03              | 0.85          | 167                                     | 12                |
| 252                             | dates                                   | 0.02              | 1.40          | 89                                      | 11                |
| 256                             | raisin (kishmish, monacca etc.)         | 0.00              | 0.65          | 12                                      | 2                 |
| 257                             | other dry fruits                        | -                 | 0.86          | 51                                      | 5                 |
| 259                             | fruits (dry) : s.t. (250-257)           | 0.05              | 4.15          | 260                                     | 26                |
| 260                             | sugar - P.D.S.                          | 0.17              | 2.11          | 255                                     | 26                |
| 261                             | sugar - other sources                   | 0.72              | 11.73         | 744                                     | 71                |
| 262                             | gur                                     | 0.06              | 1.09          | 362                                     | 25                |
| 269                             | sugar : s.t. (260-264)                  | 0.96              | 14.98         | 818                                     | 81                |
| 279                             | salt                                    | 0.21              | 1.24          | 831                                     | 83                |
| 280                             | turmeric (gm)                           | 54.12             | 3.15          | 831                                     | 83                |
| 282                             | dry chillies (gm)                       | 47.32             | 2.81          | 759                                     | 74                |
| 283                             | garlic (gm)                             | 74.88             | 2.83          | 808                                     | 78                |
| 284                             | tamarind (gm)                           | 10.41             | 0.23          | 161                                     | 15                |
| 285                             | ginger (gm)                             | 99.37             | 4.38          | 800                                     | 78                |
| 286                             | curry powder (gm)                       | 16.23             | 1.65          | 243                                     | 35                |
| 287                             | oilseeds (gm)                           | 9.60              | 0.66          | 293                                     | 32                |
| 288                             | other spices (gm)                       | 59.38             | 6.60          | 706                                     | 71                |
| 289                             | spices : s.t. (280-288)                 | -                 | 22.49         | 831                                     | 83                |
| 290                             | tea : cups (no.)                        | 7.79              | 17.82         | 619                                     | 45                |
| 291                             | tea : leaf (gm)                         | 60.15             | 8.64          | 808                                     | 80                |
| 295                             | cold beverages: bottled/canned (no.)    | 1.62              | 11.76         | 376                                     | 37                |
| 296                             | fruit juice and shake (glass)           | 0.06              | 0.65          | 36                                      | 5                 |
| 297                             | coconut: green (no.)                    | 0.38              | 2.95          | 216                                     | 14                |
| 298                             | other beverages (cocoa, chocolate etc.) | -                 | 1.18          | 54                                      | 6                 |
| 300                             | biscuits                                | 0.48              | 7.15          | 596                                     | 57                |
| 301                             | salted refreshments                     | 0.09              | 5.37          | 542                                     | 48                |
| 302                             | prepared sweets                         | 0.08              | 9.48          | 311                                     | 33                |
| 303                             | cooked meals (no.)                      | 4.02              | 62.78         | 304                                     | 27                |
| 305                             | pickles (gm)                            | 28.11             | 2.21          | 387                                     | 30                |
| 306                             | sauce (gm)                              | 7.09              | 0.56          | 46                                      | 5                 |
| 308                             | other processed food                    | -                 | 4.03          | 522                                     | 49                |
| 309                             | beverages etc.: s.t. (290-308)          | -                 | 135.26        | 1000                                    | 96                |
| 888                             | total food                              | -                 | 576.00        | 1000                                    | 96                |
| <b>Daman &amp; Diu</b>          |   |                   |               |   |                   |
| 101                             | rice - P.D.S.                           | 1.10              | 10.92         | 410                                     | 87                |
| 102                             | rice - other sources                    | 2.66              | 39.63         | 862                                     | 158               |
| 103                             | chira                                   | 0.24              | 2.40          | 251                                     | 37                |
| 105                             | muri                                    | 0.02              | 0.34          | 114                                     | 22                |
| 106                             | other rice products                     | 0.02              | 0.34          | 132                                     | 23                |
| 107                             | wheat/atta - P.D.S.                     | 0.86              | 7.78          | 223                                     | 41                |

\* Unless otherwise specified

(Contd.)

NSS Report No. 461: Consumption of Some Important Commodities in India, 1999-2000

**Table 2U : Monthly per capita quantity and value of consumption for food items for each State and UT**

| <b>Urban</b>           |   |                   |               |  |                      |
|------------------------|---|-------------------|---------------|--|----------------------|
| item code              | item                                    | quantity<br>(kg*) | value<br>(Rs) | no. of households<br>reporting consumption |                      |
|                        |   |                   |               | per 1000<br>households                     | sample<br>households |
| (1)                    | (2)                                     | (3)               | (4)           | (5)  | (6)                  |
| <b>Daman &amp; Diu</b> |   |                   |               |  |                      |
| 108                    | wheat/atta - other sources              | 3.79              | 37.48         | 839  | 161                  |
| 111                    | suji, rawa                              | 0.06              | 1.03          | 311  | 47                   |
| 112                    | sewai, noodles                          | 0.03              | 1.56          | 152  | 12                   |
| 113                    | bread (bakery)                          | 0.10              | 2.74          | 378  | 62                   |
| 115                    | jowar & products                        | 0.12              | 1.41          | 68   | 18                   |
| 116                    | bajra & products                        | 0.93              | 8.41          | 293  | 65                   |
| 129                    | cereal: s.t. (101-122)                  | 9.95              | 114.24        | 975  | 190                  |
| 140                    | arhar (tur)                             | 0.39              | 12.08         | 908  | 171                  |
| 141                    | gram (split)                            | 0.12              | 2.90          | 429  | 68                   |
| 142                    | gram (whole)                            | 0.08              | 2.19          | 423  | 71                   |
| 143                    | moong                                   | 0.21              | 5.62          | 759  | 150                  |
| 144                    | masur                                   | 0.02              | 0.58          | 149  | 25                   |
| 145                    | urd                                     | 0.03              | 0.91          | 246  | 41                   |
| 150                    | other pulses                            | 0.10              | 2.64          | 306  | 79                   |
| 152                    | besan                                   | 0.02              | 0.53          | 188  | 53                   |
| 159                    | pulses & pulse products: s.t. (140-153) | 1.00              | 27.81         | 975  | 190                  |
| 160                    | milk: liquid (litre)                    | 5.56              | 77.34         | 964  | 188                  |
| 162                    | milk : condensed/ powder                | 0.01              | 1.31          | 68   | 14                   |
| 163                    | curd                                    | 0.03              | 0.62          | 89   | 23                   |
| 164                    | ghee                                    | 0.12              | 17.35         | 517  | 120                  |
| 166                    | ice-cream                               | -                 | 0.87          | 68   | 21                   |
| 167                    | other milk products                     | 0.29              | 0.69          | 103  | 28                   |
| 169                    | milk & milk products: s.t.(160-167)     | -                 | 98.69         | 967  | 189                  |
| 172                    | groundnut oil                           | 0.63              | 29.05         | 761  | 135                  |
| 173                    | coconut oil                             | 0.02              | 1.17          | 48   | 3                    |
| 174                    | edible oil (others)                     | 0.36              | 11.44         | 533  | 105                  |
| 179                    | edible oil: s.t. (170-174)              | 1.03              | 41.94         | 975  | 190                  |
| 180                    | eggs (no.)                              | 3.82              | 7.40          | 576  | 85                   |
| 181                    | fish, prawn                             | 1.19              | 30.84         | 718  | 134                  |
| 182                    | goat meat/mutton                        | 0.10              | 8.55          | 272  | 50                   |
| 183                    | beef/ buffalo meat                      | 0.05              | 2.65          | 119  | 9                    |
| 185                    | chicken                                 | 0.08              | 7.05          | 283  | 45                   |
| 189                    | egg, fish & meat: s.t. (180-186)        | -                 | 56.49         | 811  | 149                  |
| 190                    | potato                                  | 0.86              | 5.54          | 969  | 189                  |
| 191                    | onion                                   | 0.93              | 6.17          | 950  | 185                  |
| 192                    | radish                                  | 0.15              | 1.38          | 396  | 50                   |
| 193                    | carrot                                  | 0.11              | 1.08          | 343  | 63                   |
| 200                    | gourd                                   | 0.26              | 2.46          | 636  | 113                  |
| 201                    | bitter gourd                            | 0.08              | 1.12          | 310  | 47                   |
| 202                    | cucumber                                | 0.10              | 1.11          | 335  | 52                   |
| 203                    | parwal / patal                          | 0.06              | 0.79          | 198  | 36                   |
| 204                    | jhinga / torai                          | 0.04              | 0.52          | 223  | 50                   |
| 207                    | cauliflower                             | 0.30              | 3.68          | 660  | 111                  |

\* Unless otherwise specified

(Contd.)

NSS Report No. 461: Consumption of Some Important Commodities in India, 1999-2000

**Table 2U : Monthly per capita quantity and value of consumption for food items for each State and UT**

| <b>Urban</b>           |                                      |                   |               |  |                      |
|------------------------|--------------------------------------|-------------------|---------------|--|----------------------|
| item code              | item                                 | quantity<br>(kg*) | value<br>(Rs) | no. of households<br>reporting consumption |                      |
|                        |                                      |                   |               | per 1000<br>households                     | sample<br>households |
| (1)                    | (2)                                  | (3)               | (4)           | (5)  | (6)                  |
| <b>Daman &amp; Diu</b> |                                      |                   |               |  |                      |
| 208                    | cabbage                              | 0.39              | 4.57          | 853  | 162                  |
| 210                    | brinjal                              | 0.48              | 4.58          | 922  | 176                  |
| 211                    | lady's finger                        | 0.12              | 1.64          | 445  | 91                   |
| 212                    | palak/other leafy vegetables         | 0.15              | 1.83          | 589  | 119                  |
| 214                    | tomato                               | 0.55              | 4.54          | 941  | 182                  |
| 215                    | peas                                 | 0.08              | 0.88          | 227  | 44                   |
| 216                    | chillies (green)                     | 0.15              | 2.72          | 926  | 179                  |
| 221                    | lemon (no.)                          | 2.64              | 2.29          | 720  | 135                  |
| 222                    | other vegetables                     | 0.27              | 3.33          | 716  | 137                  |
| 229                    | vegetables: s.t. (190-222)           | -                 | 50.90         | 975  | 190                  |
| 230                    | banana (no.)                         | 3.96              | 3.82          | 578  | 98                   |
| 235                    | guava                                | 0.16              | 1.77          | 361  | 40                   |
| 238                    | papaya                               | 0.06              | 0.71          | 145  | 11                   |
| 240                    | mango                                | 0.15              | 3.53          | 117  | 29                   |
| 245                    | apple                                | 0.17              | 6.31          | 401  | 60                   |
| 246                    | grapes                               | 0.03              | 1.27          | 123  | 34                   |
| 247                    | other fresh fruits                   | -                 | 5.07          | 572  | 94                   |
| 249                    | fruits (fresh) : s.t. (230-247)      | -                 | 23.51         | 899  | 170                  |
| 251                    | groundnut                            | 0.04              | 1.60          | 356  | 56                   |
| 252                    | dates                                | 0.03              | 1.04          | 109  | 9                    |
| 253                    | cashewnut                            | 0.00              | 1.39          | 61   | 13                   |
| 255                    | other nuts                           | 0.01              | 2.89          | 80   | 6                    |
| 257                    | other dry fruits                     | 0.01              | 1.41          | 69   | 16                   |
| 259                    | fruits (dry) : s.t. (250-257)        | 0.10              | 8.94          | 455  | 72                   |
| 260                    | sugar - P.D.S.                       | 0.33              | 4.02          | 728  | 144                  |
| 261                    | sugar - other sources                | 0.53              | 8.83          | 890  | 173                  |
| 262                    | gur                                  | 0.13              | 1.95          | 353  | 86                   |
| 269                    | sugar : s.t. (260-264)               | 0.99              | 14.90         | 980  | 191                  |
| 279                    | salt                                 | 0.24              | 1.18          | 975  | 190                  |
| 280                    | turmeric (gm)                        | 39.84             | 2.89          | 975  | 190                  |
| 281                    | black pepper (gm)                    | 6.13              | 2.44          | 458  | 79                   |
| 282                    | dry chillies (gm)                    | 59.16             | 4.41          | 971  | 189                  |
| 283                    | garlic (gm)                          | 54.75             | 2.19          | 897  | 178                  |
| 284                    | tamarind (gm)                        | 15.53             | 0.26          | 248  | 54                   |
| 285                    | ginger (gm)                          | 26.03             | 1.41          | 619  | 128                  |
| 286                    | curry powder (gm)                    | 13.46             | 2.04          | 455  | 116                  |
| 287                    | oilseeds (gm)                        | 27.04             | 1.52          | 713  | 120                  |
| 288                    | other spices (gm)                    | 35.09             | 3.78          | 920  | 184                  |
| 289                    | spices : s.t. (280-288)              | -                 | 20.93         | 975  | 190                  |
| 290                    | tea : cups (no.)                     | 4.06              | 8.52          | 615  | 103                  |
| 291                    | tea : leaf (gm)                      | 110.93            | 16.18         | 980  | 191                  |
| 295                    | cold beverages: bottled/canned (no.) | 0.37              | 2.56          | 245  | 56                   |
| 296                    | fruit juice and shake (glass)        | 0.09              | 1.32          | 72   | 10                   |

\* Unless otherwise specified

(Contd.)

NSS Report No. 461: Consumption of Some Important Commodities in India, 1999-2000

**Table 2U : Monthly per capita quantity and value of consumption for food items for each State and UT**

| item code              | item                                    | quantity<br>(kg*) | value<br>(Rs) | Urban                                     |                      |
|------------------------|---|-------------------|---------------|---|----------------------|
|                        |   |                   |               | no.of households<br>reporting consumption |                      |
|                        |   |                   |               | per 1000<br>households                    | sample<br>households |
| (1)                    | (2)                                     | (3)               | (4)           | (5)                                       | (6)                  |
| <b>Daman &amp; Diu</b> |   |                   |               |   |                      |
| 297                    | coconut: green (no.)                    | 0.22              | 1.53          | 246                                       | 40                   |
| 298                    | other beverages (cocoa, chocolate etc.) | -                 | 1.77          | 166                                       | 36                   |
| 300                    | biscuits                                | 1.39              | 5.62          | 681                                       | 120                  |
| 301                    | salt ed refreshments                    | 0.92              | 3.09          | 419                                       | 94                   |
| 302                    | prepared sweets                         | 0.01              | 1.08          | 50  | 21                   |
| 303                    | cooked meals (no.)                      | 1.13              | 16.18         | 140                                       | 19                   |
| 304                    | cake, pastry                            | 0.26              | 1.27          | 73  | 4                    |
| 305                    | pickles (gm)                            | 15.68             | 1.02          | 254                                       | 68                   |
| 306                    | sauce (gm)                              | 16.67             | 2.63          | 141                                       | 31                   |
| 308                    | other processed food                    | -                 | 2.83          | 300                                       | 75                   |
| 309                    | beverages etc.: s.t. (290-308)          | -                 | 66.30         | 1000                                      | 192                  |
| 888                    | total food                              | -                 | 526.00        | 1000                                      | 192                  |
| <b>Delhi</b>           |   |                   |               |   |                      |
| 101                    | rice - P.D.S.                           | 0.57              | 5.90          | 268                                       | 262                  |
| 102                    | rice - other sources                    | 1.30              | 19.99         | 713                                       | 803                  |
| 107                    | wheat/atta - P.D.S.                     | 1.25              | 9.72          | 221                                       | 218                  |
| 108                    | wheat/atta - other sources              | 4.80              | 43.61         | 825                                       | 907                  |
| 111                    | suji, rawa                              | 0.04              | 0.61          | 179                                       | 198                  |
| 113                    | bread (bakery)                          | 0.59              | 7.22          | 543                                       | 599                  |
| 129                    | cereal: s.t. (101-122)                  | 8.61              | 87.97         | 953                                       | 1050                 |
| 140                    | arhar (tur)                             | 0.16              | 5.61          | 684                                       | 745                  |
| 141                    | gram (split)                            | 0.19              | 4.13          | 747                                       | 819                  |
| 142                    | gram (whole)                            | 0.11              | 2.48          | 400                                       | 428                  |
| 143                    | moong                                   | 0.18              | 5.35          | 810                                       | 885                  |
| 144                    | masur                                   | 0.17              | 4.81          | 747                                       | 810                  |
| 145                    | urd                                     | 0.11              | 3.21          | 549                                       | 555                  |
| 150                    | other pulses                            | 0.07              | 2.29          | 234                                       | 218                  |
| 152                    | besan                                   | 0.13              | 3.04          | 612                                       | 639                  |
| 153                    | other pulse products                    | 0.02              | 0.53          | 45  | 56                   |
| 159                    | pulses & pulse products: s.t. (140-153) | 1.17              | 32.46         | 951                                       | 1049                 |
| 160                    | milk: liquid (litre)                    | 8.73              | 122.43        | 933                                       | 1019                 |
| 161                    | baby food                               | 0.02              | 0.77          | 26  | 24                   |
| 163                    | curd                                    | 0.03              | 0.74          | 77  | 84                   |
| 164                    | ghee                                    | 0.16              | 23.28         | 551                                       | 569                  |
| 165                    | butter                                  | 0.10              | 3.75          | 196                                       | 202                  |
| 166                    | ice-cream                               | -                 | 1.87          | 86  | 105                  |
| 167                    | other milk products                     | 0.01              | 1.06          | 57  | 45                   |
| 169                    | milk & milk products: s.t.(160-167)     | -                 | 154.18        | 945                                       | 1038                 |
| 170                    | vanaspati, margarine                    | 0.12              | 4.94          | 304                                       | 335                  |
| 171                    | mustard oil                             | 0.36              | 13.32         | 617                                       | 711                  |
| 174                    | edible oil (others)                     | 0.25              | 14.19         | 428                                       | 424                  |
| 179                    | edible oil: s.t. (170-174)              | 0.74              | 32.93         | 942                                       | 1036                 |
| 180                    | eggs (no.)                              | 1.93              | 3.51          | 242                                       | 262                  |

\* Unless otherwise specified

(Contd.)

NSS Report No. 461: Consumption of Some Important Commodities in India, 1999-2000

**Table 2U : Monthly per capita quantity and value of consumption for food items for each State and UT**

| item code    | item                             | quantity<br>(kg*) | value<br>(Rs) | Urban                                  |                   |
|--------------|----------------------------------|-------------------|---------------|--|-------------------|
|              |                                  |                   |               | no.of households reporting consumption |                   |
|              |                                  |                   |               | per 1000 households                    | sample households |
| (1)          | (2)                              | (3)               | (4)           | (5)                                    | (6)               |
| <b>Delhi</b> |                                  |                   |               |  |                   |
| 181          | fish, prawn                      | 0.12              | 3.00          | 74                                     | 76                |
| 182          | goat meat/mutton                 | 0.08              | 7.36          | 245                                    | 275               |
| 183          | beef/ buffalo meat               | 0.09              | 2.08          | 67                                     | 82                |
| 185          | chicken                          | 0.09              | 6.74          | 234                                    | 233               |
| 189          | egg, fish & meat: s.t. (180-186) | -                 | 22.93         | 437                                    | 473               |
| 190          | potato                           | 1.21              | 7.00          | 796                                    | 876               |
| 191          | onion                            | 0.80              | 6.87          | 785                                    | 851               |
| 192          | radish                           | 0.29              | 1.40          | 376                                    | 418               |
| 193          | carrot                           | 0.25              | 1.37          | 234                                    | 247               |
| 198          | pumpkin                          | 0.18              | 1.38          | 276                                    | 299               |
| 200          | gourd                            | 0.15              | 1.50          | 231                                    | 257               |
| 201          | bitter gourd                     | 0.04              | 0.70          | 115                                    | 116               |
| 202          | cucumber                         | 0.27              | 3.01          | 350                                    | 347               |
| 204          | jhinga / torai                   | 0.09              | 1.24          | 166                                    | 173               |
| 207          | cauliflower                      | 0.40              | 4.08          | 527                                    | 565               |
| 208          | cabbage                          | 0.35              | 3.26          | 516                                    | 528               |
| 210          | brinjal                          | 0.29              | 3.22          | 538                                    | 580               |
| 211          | lady's finger                    | 0.25              | 3.69          | 431                                    | 455               |
| 212          | palak/other leafy vegetables     | 0.31              | 2.13          | 423                                    | 434               |
| 213          | french beans and barbati         | 0.06              | 1.00          | 139                                    | 124               |
| 214          | tomato                           | 0.68              | 7.29          | 749                                    | 817               |
| 215          | peas                             | 0.15              | 1.86          | 243                                    | 271               |
| 216          | chillies (green)                 | 0.21              | 1.50          | 514                                    | 527               |
| 217          | capsicum                         | 0.03              | 0.57          | 79                                     | 80                |
| 221          | lemon (no.)                      | 2.08              | 2.42          | 506                                    | 540               |
| 222          | other vegetables                 | 1.89              | 18.57         | 420                                    | 424               |
| 229          | vegetables: s.t. (190-222)       | -                 | 75.62         | 931                                    | 1029              |
| 230          | banana (no.)                     | 7.95              | 8.60          | 796                                    | 866               |
| 232          | watermelon                       | 0.08              | 0.55          | 66                                     | 85                |
| 235          | guava                            | 0.12              | 1.31          | 193                                    | 205               |
| 237          | orange,mausami (no.)             | 1.16              | 2.42          | 174                                    | 170               |
| 238          | papaya                           | 0.11              | 1.29          | 140                                    | 141               |
| 240          | mango                            | 0.37              | 7.26          | 222                                    | 233               |
| 241          | kharbooza                        | 0.07              | 0.74          | 63                                     | 87                |
| 242          | pears (naspati)                  | 0.04              | 0.64          | 64                                     | 58                |
| 245          | apple                            | 0.27              | 7.27          | 397                                    | 450               |
| 246          | grapes                           | 0.06              | 2.45          | 151                                    | 148               |
| 247          | other fresh fruits               | -                 | 3.08          | 179                                    | 193               |
| 249          | fruits (fresh) : s.t. (230-247)  | -                 | 36.54         | 909                                    | 1001              |
| 251          | groundnut                        | 0.02              | 0.79          | 77                                     | 77                |
| 253          | cashewnut                        | 0.01              | 2.46          | 47                                     | 50                |
| 255          | other nuts                       | 0.00              | 0.59          | 20                                     | 26                |
| 256          | raisin (kishmish, monacca etc.)  | 0.13              | 1.28          | 42                                     | 51                |

\* Unless otherwise specified

(Contd.)

NSS Report No. 461: Consumption of Some Important Commodities in India, 1999-2000

**Table 2U : Monthly per capita quantity and value of consumption for food items for each State and UT**

| <b>Urban</b>       |                                      |                   |               |   |                      |
|--------------------|--------------------------------------|-------------------|---------------|---|----------------------|
| item code          | item                                 | quantity<br>(kg*) | value<br>(Rs) | no.of households<br>reporting consumption |                      |
|                    |                                      |                   |               | per 1000<br>households                    | sample<br>households |
| (1)                | (2)                                  | (3)               | (4)           | (5)                                       | (6)                  |
| <b>Delhi</b>       |                                      |                   |               |   |                      |
| 257                | other dry fruits                     | 0.02              | 3.69          | 62  | 66                   |
| 259                | fruits (dry) : s.t. (250-257)        | 0.19              | 9.48          | 172                                       | 191                  |
| 260                | sugar - P.D.S.                       | 0.59              | 7.05          | 739                                       | 782                  |
| 261                | sugar - other sources                | 0.47              | 7.87          | 820                                       | 916                  |
| 269                | sugar : s.t. (260-264)               | 1.07              | 15.14         | 951                                       | 1049                 |
| 279                | salt                                 | 0.28              | 1.87          | 937                                       | 1037                 |
| 280                | turmeric (gm)                        | 30.11             | 2.17          | 686                                       | 751                  |
| 281                | black pepper (gm)                    | 5.01              | 1.34          | 221                                       | 230                  |
| 282                | dry chillies (gm)                    | 29.84             | 2.48          | 664                                       | 730                  |
| 283                | garlic (gm)                          | 26.94             | 1.26          | 441                                       | 437                  |
| 285                | ginger (gm)                          | 26.41             | 1.30          | 420                                       | 442                  |
| 286                | curry powder (gm)                    | 7.10              | 0.64          | 110                                       | 119                  |
| 288                | other spices (gm)                    | 67.63             | 8.98          | 721                                       | 806                  |
| 289                | spices : s.t. (280-288)              | -                 | 18.47         | 902                                       | 1000                 |
| 290                | tea : cups (no.)                     | 4.67              | 7.66          | 298                                       | 361                  |
| 291                | tea : leaf (gm)                      | 96.02             | 14.56         | 905                                       | 993                  |
| 293                | coffee: powder (gm)                  | 1.73              | 0.66          | 40  | 36                   |
| 295                | cold beverages: bottled/canned (no.) | 0.73              | 4.10          | 200                                       | 229                  |
| 296                | fruit juice and shake (glass)        | 0.39              | 4.30          | 163                                       | 169                  |
| 300                | biscuits                             | 1.59              | 8.33          | 718                                       | 778                  |
| 301                | salted refreshments                  | 1.24              | 4.68          | 439                                       | 473                  |
| 302                | prepared sweets                      | 0.09              | 6.52          | 220                                       | 229                  |
| 303                | cooked meals (no.)                   | 0.97              | 16.71         | 103                                       | 93                   |
| 304                | cake, pastry                         | 0.09              | 1.58          | 78  | 66                   |
| 305                | pickles (gm)                         | 23.97             | 1.41          | 204                                       | 211                  |
| 306                | sauce (gm)                           | 25.41             | 2.23          | 156                                       | 176                  |
| 307                | jam, jelly (gm)                      | 21.46             | 1.95          | 183                                       | 196                  |
| 308                | other processed food                 | -                 | 4.44          | 176                                       | 193                  |
| 309                | beverages etc.: s.t. (290-308)       | -                 | 80.17         | 998                                       | 1079                 |
| 888                | total food                           | -                 | 568.00        | 1000                                      | 1081                 |
| <b>Lakshadweep</b> |                                      |                   |               |   |                      |
| 101                | rice - P.D.S.                        | 8.74              | 85.67         | 853                                       | 169                  |
| 102                | rice - other sources                 | 0.53              | 9.22          | 209                                       | 44                   |
| 103                | chira                                | 0.06              | 1.01          | 89  | 21                   |
| 107                | wheat/atta - P.D.S.                  | 0.23              | 2.79          | 249                                       | 56                   |
| 108                | wheat/atta - other sources           | 0.53              | 7.62          | 612                                       | 117                  |
| 110                | maida                                | 0.61              | 8.04          | 608                                       | 117                  |
| 111                | suji, rawa                           | 0.07              | 0.92          | 216                                       | 37                   |
| 113                | bread (bakery)                       | 0.10              | 1.84          | 228                                       | 46                   |
| 129                | cereal: s.t. (101-122)               | 10.88             | 117.55        | 917                                       | 179                  |
| 140                | arhar (tur)                          | 0.07              | 2.47          | 327                                       | 60                   |
| 141                | gram (split)                         | 0.05              | 1.20          | 175                                       | 33                   |
| 142                | gram (whole)                         | 0.16              | 4.12          | 439                                       | 84                   |

\* Unless otherwise specified

(Contd.)

NSS Report No. 461: Consumption of Some Important Commodities in India, 1999-2000

**Table 2U : Monthly per capita quantity and value of consumption for food items for each State and UT**

| item code          | item                                    | quantity<br>(kg*) | value<br>(Rs) | Urban                                   |                   |
|--------------------|---|-------------------|---------------|---|-------------------|
|                    |   |                   |               | no. of households reporting consumption |                   |
|                    |   |                   |               | per 1000 households                     | sample households |
| (1)                | (2)                                     | (3)               | (4)           | (5)                                     | (6)               |
| <b>Lakshadweep</b> |   |                   |               |   |                   |
| 143                | moong                                   | 0.16              | 4.60          | 588                                     | 112               |
| 145                | urd                                     | 0.03              | 1.22          | 169                                     | 33                |
| 146                | peas                                    | 0.06              | 1.27          | 197                                     | 39                |
| 150                | other pulses                            | 0.14              | 3.43          | 318                                     | 68                |
| 153                | other pulse products                    | 0.03              | 2.06          | 349                                     | 75                |
| 159                | pulses & pulse products: s.t. (140-153) | 0.70              | 20.45         | 872                                     | 166               |
| 160                | milk: liquid (litre)                    | 0.55              | 8.51          | 246                                     | 45                |
| 161                | baby food                               | 0.00              | 0.66          | 35                                      | 7                 |
| 162                | milk : condensed/ powder                | 0.15              | 17.71         | 611                                     | 118               |
| 164                | ghee                                    | 0.01              | 0.69          | 77                                      | 22                |
| 166                | ice-cream                               | -                 | 0.78          | 24                                      | 7                 |
| 169                | milk & milk products: s.t.(160-167)     | -                 | 28.35         | 748                                     | 145               |
| 173                | coconut oil                             | 0.30              | 18.44         | 717                                     | 143               |
| 174                | edible oil (others)                     | 0.31              | 9.71          | 589                                     | 117               |
| 179                | edible oil: s.t. (170-174)              | 0.62              | 28.71         | 917                                     | 179               |
| 180                | eggs (no.)                              | 3.38              | 7.35          | 700                                     | 140               |
| 181                | fish, prawn                             | 4.04              | 112.30        | 895                                     | 176               |
| 182                | goat meat/mutton                        | 0.02              | 2.17          | 56                                      | 13                |
| 183                | beef/ buffalo meat                      | 0.35              | 18.49         | 538                                     | 113               |
| 185                | chicken                                 | 0.08              | 4.94          | 140                                     | 34                |
| 189                | egg, fish & meat: s.t. (180-186)        | -                 | 145.33        | 909                                     | 178               |
| 190                | potato                                  | 0.41              | 5.10          | 773                                     | 152               |
| 191                | onion                                   | 0.47              | 5.68          | 899                                     | 176               |
| 193                | carrot                                  | 0.14              | 2.48          | 455                                     | 94                |
| 195                | beet                                    | 0.03              | 0.37          | 104                                     | 26                |
| 198                | pumpkin                                 | 0.06              | 0.89          | 128                                     | 29                |
| 208                | cabbage                                 | 0.32              | 4.42          | 632                                     | 123               |
| 210                | brinjal                                 | 0.08              | 0.98          | 264                                     | 52                |
| 211                | lady's finger                           | 0.25              | 3.30          | 555                                     | 108               |
| 213                | french beans and barbati                | 0.08              | 1.33          | 274                                     | 51                |
| 214                | tomato                                  | 0.65              | 9.87          | 870                                     | 170               |
| 216                | chillies (green)                        | 0.93              | 2.94          | 897                                     | 175               |
| 218                | plantain (green)                        | 0.09              | 1.16          | 187                                     | 39                |
| 221                | lemon (no.)                             | 0.87              | 1.17          | 329                                     | 70                |
| 222                | other vegetables                        | 0.13              | 1.83          | 252                                     | 54                |
| 229                | vegetables: s.t. (190-222)              | -                 | 42.43         | 912                                     | 178               |
| 230                | banana (no.)                            | 4.88              | 9.79          | 766                                     | 147               |
| 234                | coconut (no.)                           | 10.71             | 38.84         | 917                                     | 179               |
| 237                | orange,mausami (no.)                    | 0.50              | 1.53          | 142                                     | 34                |
| 245                | apple                                   | 0.09              | 3.72          | 217                                     | 45                |
| 246                | grapes                                  | 0.09              | 2.19          | 213                                     | 46                |
| 247                | other fresh fruits                      | -                 | 2.08          | 131                                     | 26                |
| 249                | fruits (fresh) : s.t. (230-247)         | -                 | 58.45         | 944                                     | 183               |

\* Unless otherwise specified

(Contd.)

NSS Report No. 461: Consumption of Some Important Commodities in India, 1999-2000

**Table 2U : Monthly per capita quantity and value of consumption for food items for each State and UT**

| item code          | item                                    | quantity<br>(kg*) | value<br>(Rs) | Urban                                   |                   |
|--------------------|---|-------------------|---------------|---|-------------------|
|                    |   |                   |               | no. of households reporting consumption |                   |
|                    |   |                   |               | per 1000 households                     | sample households |
| (1)                | (2)                                     | (3)               | (4)           | (5)                                     | (6)               |
| <b>Lakshadweep</b> |   |                   |               |   |                   |
| 252                | dates                                   | 0.02              | 1.07          | 145                                     | 31                |
| 253                | cashewnut                               | 0.00              | 0.63          | 37                                      | 12                |
| 259                | fruits (dry) : s.t. (250-257)           | 0.04              | 2.55          | 249                                     | 56                |
| 260                | sugar - P.D.S.                          | 0.97              | 11.87         | 874                                     | 171               |
| 261                | sugar - other sources                   | 0.84              | 15.14         | 867                                     | 171               |
| 269                | sugar : s.t. (260-264)                  | 1.82              | 27.19         | 917                                     | 179               |
| 279                | salt                                    | 0.22              | 1.19          | 917                                     | 179               |
| 280                | turmeric (gm)                           | 23.89             | 1.37          | 917                                     | 179               |
| 281                | black pepper (gm)                       | 5.78              | 1.31          | 438                                     | 86                |
| 282                | dry chillies (gm)                       | 118.14            | 7.42          | 917                                     | 179               |
| 283                | garlic (gm)                             | 30.00             | 1.28          | 842                                     | 165               |
| 284                | tamarind (gm)                           | 30.53             | 2.40          | 595                                     | 115               |
| 285                | ginger (gm)                             | 30.36             | 1.31          | 781                                     | 149               |
| 286                | curry powder (gm)                       | 47.53             | 2.80          | 696                                     | 133               |
| 287                | oilseeds (gm)                           | 6.92              | 0.23          | 326                                     | 64                |
| 288                | other spices (gm)                       | 38.46             | 2.85          | 875                                     | 171               |
| 289                | spices : s.t. (280-288)                 | -                 | 20.98         | 917                                     | 179               |
| 290                | tea : cups (no.)                        | 9.68              | 19.71         | 817                                     | 152               |
| 291                | tea : leaf (gm)                         | 137.10            | 15.32         | 920                                     | 179               |
| 295                | cold beverages: bottled/canned (no.)    | 0.09              | 1.32          | 50                                      | 10                |
| 297                | coconut: green (no.)                    | 1.86              | 4.17          | 419                                     | 81                |
| 298                | other beverages (cocoa, chocolate etc.) | -                 | 3.96          | 199                                     | 44                |
| 300                | biscuits                                | 3.28              | 7.47          | 577                                     | 113               |
| 301                | salted refreshments                     | 2.37              | 8.78          | 567                                     | 114               |
| 302                | prepared sweets                         | 0.57              | 3.42          | 250                                     | 46                |
| 303                | cooked meals (no.)                      | 1.92              | 28.65         | 204                                     | 32                |
| 305                | pickles (gm)                            | 27.39             | 2.52          | 334                                     | 65                |
| 308                | other processed food                    | -                 | 21.82         | 546                                     | 107               |
| 309                | beverages etc.: s.t. (290-308)          | -                 | 118.05        | 1000                                    | 192               |
| 888                | total food                              | -                 | 611.00        | 1000                                    | 192               |
| <b>Pondicherry</b> |   |                   |               |   |                   |
| 101                | rice - P.D.S.                           | 0.96              | 5.94          | 277                                     | 110               |
| 102                | rice - other sources                    | 7.90              | 93.85         | 920                                     | 354               |
| 107                | wheat/atta - P.D.S.                     | 0.30              | 2.31          | 271                                     | 95                |
| 108                | wheat/atta - other sources              | 0.15              | 1.98          | 207                                     | 94                |
| 110                | maida                                   | 0.07              | 0.84          | 231                                     | 94                |
| 111                | suji, rawa                              | 0.12              | 1.92          | 462                                     | 194               |
| 129                | cereal: s.t. (101-122)                  | 9.62              | 108.30        | 953                                     | 372               |
| 140                | arhar (tur)                             | 0.39              | 13.17         | 935                                     | 362               |
| 141                | gram (split)                            | 0.12              | 3.06          | 742                                     | 280               |
| 142                | gram (whole)                            | 0.02              | 0.57          | 93                                      | 37                |
| 143                | moong                                   | 0.05              | 1.36          | 307                                     | 128               |
| 145                | urd                                     | 0.35              | 10.40         | 847                                     | 324               |

\* Unless otherwise specified

(Contd.)

NSS Report No. 461: Consumption of Some Important Commodities in India, 1999-2000



**Table 2U : Monthly per capita quantity and value of consumption for food items for each State and UT**

| item code          | item                                    | quantity<br>(kg*) | value<br>(Rs) | Urban                                     |                      |
|--------------------|---|-------------------|---------------|---|----------------------|
|                    |   |                   |               | no.of households<br>reporting consumption |                      |
|                    |   |                   |               | per 1000<br>households                    | sample<br>households |
| (1)                | (2)                                     | (3)               | (4)           | (5)                                       | (6)                  |
| <b>Pondicherry</b> |   |                   |               |   |                      |
| 150                | other pulses                            | 0.01              | 0.32          | 140                                       | 42                   |
| 151                | gram products                           | 0.04              | 1.09          | 276                                       | 111                  |
| 159                | pulses & pulse products: s.t. (140-153) | 1.00              | 30.52         | 948                                       | 371                  |
| 160                | milk: liquid (litre)                    | 4.64              | 48.94         | 871                                       | 333                  |
| 163                | curd                                    | 0.17              | 2.35          | 229                                       | 92                   |
| 164                | ghee                                    | 0.01              | 0.67          | 60  | 29                   |
| 169                | milk & milk products: s.t.(160-167)     | -                 | 52.47         | 886                                       | 340                  |
| 172                | groundnut oil                           | 0.07              | 2.76          | 123                                       | 47                   |
| 173                | coconut oil                             | 0.01              | 0.55          | 16  | 12                   |
| 174                | edible oil (others)                     | 0.56              | 16.62         | 838                                       | 325                  |
| 179                | edible oil: s.t. (170-174)              | 0.64              | 20.07         | 948                                       | 371                  |
| 180                | eggs (no.)                              | 4.46              | 6.43          | 697                                       | 272                  |
| 181                | fish, prawn                             | 0.43              | 17.52         | 757                                       | 276                  |
| 182                | goat meat/mutton                        | 0.08              | 9.53          | 308                                       | 139                  |
| 183                | beef/ buffalo meat                      | 0.02              | 1.29          | 57  | 22                   |
| 185                | chicken                                 | 0.16              | 9.37          | 539                                       | 216                  |
| 189                | egg, fish & meat: s.t. (180-186)        | -                 | 44.14         | 845                                       | 324                  |
| 190                | potato                                  | 0.54              | 3.82          | 910                                       | 354                  |
| 191                | onion                                   | 0.84              | 5.28          | 939                                       | 368                  |
| 192                | radish                                  | 0.08              | 0.44          | 199                                       | 80                   |
| 193                | carrot                                  | 0.23              | 2.36          | 713                                       | 263                  |
| 195                | beet                                    | 0.18              | 1.25          | 497                                       | 182                  |
| 197                | arum                                    | 0.04              | 0.34          | 180                                       | 83                   |
| 200                | gourd                                   | 0.04              | 0.17          | 117                                       | 63                   |
| 201                | bitter gourd                            | 0.04              | 0.42          | 191                                       | 82                   |
| 205                | snake gourd                             | 0.03              | 0.22          | 154                                       | 56                   |
| 207                | cauliflower                             | 0.05              | 0.65          | 161                                       | 65                   |
| 208                | cabbage                                 | 0.29              | 1.90          | 636                                       | 239                  |
| 210                | brinjal                                 | 0.42              | 3.27          | 839                                       | 330                  |
| 211                | lady's finger                           | 0.38              | 2.89          | 859                                       | 322                  |
| 212                | palak/other leafy vegetables            | 0.68              | 3.12          | 899                                       | 340                  |
| 213                | french beans and barbati                | 0.18              | 2.04          | 513                                       | 189                  |
| 214                | tomato                                  | 0.56              | 4.21          | 933                                       | 364                  |
| 215                | peas                                    | 0.03              | 0.77          | 148                                       | 53                   |
| 216                | chillies (green)                        | 0.11              | 1.78          | 902                                       | 349                  |
| 218                | plantain (green)                        | 0.17              | 0.88          | 465                                       | 177                  |
| 221                | lemon (no.)                             | 1.01              | 1.03          | 469                                       | 187                  |
| 222                | other vegetables                        | 0.30              | 2.96          | 788                                       | 298                  |
| 229                | vegetables: s.t. (190-222)              | -                 | 40.27         | 948                                       | 371                  |
| 230                | banana (no.)                            | 4.95              | 4.32          | 723                                       | 279                  |
| 234                | coconut (no.)                           | 1.27              | 6.16          | 829                                       | 311                  |
| 237                | orange,mausami (no.)                    | 0.49              | 0.81          | 118                                       | 54                   |
| 240                | mango                                   | 0.12              | 1.25          | 183                                       | 71                   |

\* Unless otherwise specified

(Contd.)

NSS Report No. 461: Consumption of Some Important Commodities in India, 1999-2000

**Table 2U : Monthly per capita quantity and value of consumption for food items for each State and UT**

| <b>Urban</b>       |   |                   |               |   |                      |
|--------------------|---|-------------------|---------------|---|----------------------|
| item code          | item                                    | quantity<br>(kg*) | value<br>(Rs) | no.of households<br>reporting consumption |                      |
|                    |   |                   |               | per 1000<br>households                    | sample<br>households |
| (1)                | (2)                                     | (3)               | (4)           | (5)                                       | (6)                  |
| <b>Pondicherry</b> |   |                   |               |   |                      |
| 245                | apple                                   | 0.02              | 0.54          | 81  | 39                   |
| 246                | grapes                                  | 0.03              | 0.98          | 150                                       | 74                   |
| 249                | fruits (fresh) : s.t. (230-247)         | -                 | 14.56         | 912                                       | 344                  |
| 252                | dates                                   | 0.01              | 0.56          | 72  | 29                   |
| 253                | cashewnut                               | 0.00              | 0.51          | 131                                       | 44                   |
| 259                | fruits (dry) : s.t. (250-257)           | 0.03              | 1.52          | 220                                       | 76                   |
| 260                | sugar - P.D.S.                          | 0.32              | 3.99          | 738                                       | 286                  |
| 261                | sugar - other sources                   | 0.34              | 5.23          | 692                                       | 271                  |
| 262                | gur                                     | 0.02              | 0.24          | 104                                       | 36                   |
| 269                | sugar : s.t. (260-264)                  | 0.67              | 9.48          | 906                                       | 352                  |
| 279                | salt                                    | 0.57              | 2.60          | 952                                       | 371                  |
| 280                | turmeric (gm)                           | 19.49             | 0.88          | 907                                       | 348                  |
| 281                | black pepper (gm)                       | 14.65             | 3.64          | 754                                       | 275                  |
| 282                | dry chillies (gm)                       | 78.26             | 3.23          | 945                                       | 368                  |
| 283                | garlic (gm)                             | 79.71             | 2.58          | 910                                       | 350                  |
| 284                | tamarind (gm)                           | 144.52            | 5.05          | 945                                       | 368                  |
| 285                | ginger (gm)                             | 27.70             | 1.30          | 895                                       | 341                  |
| 286                | curry powder (gm)                       | 37.31             | 2.05          | 705                                       | 283                  |
| 287                | oilseeds (gm)                           | 10.29             | 0.46          | 488                                       | 171                  |
| 288                | other spices (gm)                       | 32.13             | 2.50          | 884                                       | 335                  |
| 289                | spices : s.t. (280-288)                 | -                 | 21.70         | 948                                       | 371                  |
| 290                | tea : cups (no.)                        | 4.48              | 8.42          | 355                                       | 144                  |
| 291                | tea : leaf (gm)                         | 32.51             | 4.56          | 663                                       | 250                  |
| 293                | coffee: powder (gm)                     | 20.24             | 3.14          | 376                                       | 149                  |
| 295                | cold beverages: bottled/canned (no.)    | 0.08              | 0.83          | 59  | 28                   |
| 298                | other beverages (cocoa, chocolate etc.) | -                 | 2.39          | 114                                       | 51                   |
| 300                | biscuits                                | 0.05              | 1.65          | 228                                       | 95                   |
| 301                | salted refreshments                     | 0.57              | 3.17          | 341                                       | 134                  |
| 302                | prepared sweets                         | 0.13              | 3.00          | 199                                       | 82                   |
| 303                | cooked meals (no.)                      | 2.29              | 22.07         | 240                                       | 85                   |
| 305                | pickles (gm)                            | 8.57              | 0.80          | 235                                       | 97                   |
| 308                | other processed food                    | -                 | 3.23          | 179                                       | 63                   |
| 309                | beverages etc.: s.t. (290-308)          | -                 | 54.21         | 996                                       | 381                  |
| 888                | total food                              | -                 | 400.00        | 998                                       | 383                  |

\* Unless otherwise specified

**Table 3R : Monthly per capita quantity and value of consumption for non-food items by MPCE class for all-India**

| all-India                     |   |                   |               | Rural                                      |                      |
|-------------------------------|---|-------------------|---------------|--|----------------------|
| item code                     | item  | quantity<br>(kg*) | value<br>(Rs) | no. of households<br>reporting consumption |                      |
|                               |   |                   |               | per 1000<br>households                     | sample<br>households |
| (1)                           | (2)   | (3)               | (4)           | (5)  | (6)                  |
| <b>MPCE class: Rs 000-225</b> |   |                   |               |  |                      |
| 313                           | lime (gm)   | 2.13              | 0.04          | 155  | 419                  |
| 319                           | pan: s.t. (310-315)                                   | -                 | 0.66          | 206  | 562                  |
| 320                           | bidi (no.)  | 16.07             | 1.89          | 294  | 761                  |
| 322                           | leaf tobacco  | 0.87              | 0.80          | 292  | 774                  |
| 329                           | tobacco: s.t. (320-327)                               | -                 | 3.16          | 640  | 1691                 |
| 332                           | country liquor (litre)                                | 0.12              | 1.28          | 165  | 445                  |
| 339                           | intoxicants: s.t. (330-335)                           | -                 | 1.67          | 218  | 604                  |
| 341                           | firewood and chips                                    | 13.11             | 10.33         | 893  | 2306                 |
| 342                           | electricity (std. unit)                               | 0.97              | 1.04          | 189  | 468                  |
| 343                           | dung cake   | -                 | 2.64          | 410  | 1036                 |
| 344                           | kerosene - P.D.S. (litre)                             | 0.38              | 1.35          | 686  | 1790                 |
| 345                           | kerosene - other sources (litre)                      | 0.13              | 0.99          | 351  | 928                  |
| 346                           | matches (box)   | 0.89              | 0.46          | 922  | 2383                 |
| 359                           | fuel and light: s.t. (340-353)                        | -                 | 17.45         | 973  | 2518                 |
| 360                           | dhoti (m)   | 0.04              | 0.72          | 391  | 976                  |
| 361                           | sari (m)  | 0.15              | 3.38          | 862  | 2196                 |
| 362                           | cloth for shirt, pyjama, salwar etc.(m)               | 0.09              | 2.52          | 653  | 1625                 |
| 363                           | cloth for coat, trousers, overcoat etc. (m)           | 0.02              | 0.98          | 315  | 777                  |
| 364                           | chaddar, dupatta, shawl etc.(no.)                     | -                 | 0.30          | 193  | 501                  |
| 365                           | lungi (no.)   | 0.02              | 0.78          | 614  | 1597                 |
| 366                           | gamchha, towel, handkerchief (no.)                    | 0.03              | 0.61          | 758  | 1981                 |
| 367                           | hosiery articles, stockings, under-garments etc.(no.) | 0.06              | 1.27          | 702  | 1788                 |
| 368                           | ready-made garments (no.)                             | 0.05              | 2.21          | 719  | 1845                 |
| 373                           | clothing: others                                      | -                 | 0.36          | 151  | 391                  |
| 379                           | clothing: s.t. (360-373)                              | -                 | 13.47         | 974  | 2476                 |
| 380                           | bed sheet, bed cover (no.)                            | -                 | 0.19          | 132  | 348                  |
| 389                           | bedding etc.: s.t. (380-387)                          | -                 | 0.43          | 225  | 598                  |
| 393                           | rubber / PVC footwear (pair)                          | 0.03              | 0.89          | 656  | 1668                 |
| 394                           | other footwear (pair)                                 | 0.01              | 0.21          | 196  | 518                  |
| 399                           | footwear: s.t. (390-394)                              | -                 | 1.39          | 799  | 2035                 |
| 400                           | books, journals                                       | -                 | 0.60          | 365  | 915                  |
| 403                           | stationery  | -                 | 0.40          | 358  | 913                  |
| 404                           | tuition and other fees (school, college, etc.)        | -                 | 0.21          | 138  | 361                  |
| 406                           | other educational expenses                            | -                 | 0.11          | 125  | 356                  |
| 409                           | education: s.t. (400-406)                             | -                 | 1.36          | 438  | 1109                 |
| 410                           | medicine  | -                 | 0.47          | 151  | 389                  |
| 419                           | medical - institutional: s.t. (410-414)               | -                 | 0.55          | 154  | 398                  |
| 420                           | medicine  | -                 | 3.77          | 364  | 924                  |
| 429                           | medical - non-institutional: s.t. (420-424)           | -                 | 4.29          | 376  | 956                  |
| 450                           | toilet soap   | -                 | 2.03          | 839  | 2138                 |
| 451                           | toothbrush, toothpaste etc.                           | -                 | 0.34          | 211  | 503                  |
| 452                           | powder, snow, cream                                   | -                 | 0.27          | 150  | 380                  |
| 453                           | hair oil, lotion, shampoo, hair cream                 | -                 | 1.49          | 792  | 1981                 |

\* Unless otherwise specified

(Contd.)

NSS Report No. 461: Consumption of Some Important Commodities in India, 1999-2000

**Table 3R : Monthly per capita quantity and value of consumption for non-food items by MPCE class for all-India**

| all-India                     |  |                   |               | Rural                                      |                      |
|-------------------------------|--|-------------------|---------------|--|----------------------|
| item code                     | item   | quantity<br>(kg*) | value<br>(Rs) | no. of households<br>reporting consumption |                      |
|                               |  |                   |               | per 1000<br>households                     | sample<br>households |
| (1)                           | (2)  | (3)               | (4)           | (5)  | (6)                  |
| <b>MPCE class: Rs 000-225</b> |  |                   |               |  |                      |
| 455                           | shaving blades, shaving stick, razor                           | -                 | 0.20          | 307  | 785                  |
| 458                           | other toilet articles  | -                 | 0.22          | 156  | 400                  |
| 459                           | toilet articles: s.t. (450-458)                                | -                 | 4.60          | 951  | 2431                 |
| 463                           | earthenware  | -                 | 0.21          | 115  | 295                  |
| 467                           | washing soap/soda  | -                 | 2.55          | 913  | 2348                 |
| 468                           | other washing requisites                                       | -                 | 0.33          | 210  | 517                  |
| 470                           | agarbati   | -                 | 0.29          | 345  | 878                  |
| 473                           | other petty articles   | -                 | 0.25          | 169  | 448                  |
| 479                           | sundry articles: s.t. (460-473)                                | -                 | 3.86          | 958  | 2462                 |
| 482                           | barber, beautician etc.  | -                 | 1.19          | 642  | 1644                 |
| 491                           | grinding charges   | -                 | 1.48          | 431  | 1037                 |
| 492                           | miscellaneous expenses   | -                 | 0.66          | 225  | 580                  |
| 499                           | consumer services excluding conveyance: s.t. (480-494)         | -                 | 4.29          | 834  | 2103                 |
| 502                           | bus/tram fare  | -                 | 1.85          | 308  | 788                  |
| 519                           | conveyance : s.t. (500-513)                                    | -                 | 2.17          | 349  | 894                  |
| 541                           | other consumer taxes & cesses                                  | -                 | 0.07          | 131  | 293                  |
| 549                           | consumer taxes and cesses: s.t. (540-541)                      | -                 | 0.11          | 137  | 311                  |
| 580                           | stainless steel utensils                                       | -                 | 0.13          | 120  | 304                  |
| 589                           | crockery & utensils: s.t. (580-583)                            | -                 | 0.29          | 204  | 529                  |
| 610                           | bicycle  | -                 | 0.26          | 195  | 502                  |
| 619                           | personal transport equipment: s.t. (610-614)                   | -                 | 0.33          | 201  | 521                  |
| 642                           | residential building & land (cost of repairs only)             | -                 | 1.46          | 360  | 964                  |
| 649                           | residential building, land and other durables : s.t. (640-643) | -                 | 1.48          | 363  | 972                  |
| 659                           | durable goods : total<br>(559+569+579+589+609+619+629+639+649) | -                 | 2.29          | 574  | 1505                 |
| 999                           | total non-food   | -                 | 62.00         | 1000                                       | 2547                 |
| <b>MPCE class: Rs 225-255</b> |  |                   |               |  |                      |
| 313                           | lime (gm)  | 2.86              | 0.07          | 184  | 473                  |
| 319                           | pan: s.t. (310-315)  | -                 | 1.02          | 257  | 666                  |
| 320                           | bidi (no.)   | 22.51             | 2.64          | 346  | 829                  |
| 322                           | leaf tobacco   | 1.02              | 0.92          | 297  | 755                  |
| 329                           | tobacco: s.t. (320-327)  | -                 | 4.13          | 693  | 1721                 |
| 332                           | country liquor (litre)   | 0.28              | 1.26          | 135  | 363                  |
| 339                           | intoxicants: s.t. (330-335)                                    | -                 | 1.73          | 188  | 522                  |
| 341                           | firewood and chips   | 14.47             | 12.06         | 906  | 2233                 |
| 342                           | electricity (std. unit)  | 1.16              | 1.27          | 215  | 536                  |
| 343                           | dung cake  | -                 | 3.31          | 465  | 1101                 |
| 344                           | kerosene - P.D.S. (litre)                                      | 0.38              | 1.55          | 747  | 1838                 |
| 345                           | kerosene - other sources (litre)                               | 0.15              | 1.28          | 389  | 964                  |
| 346                           | matches (box)  | 1.08              | 0.56          | 963  | 2369                 |
| 353                           | other fuel   | -                 | 0.72          | 80   | 181                  |
| 359                           | fuel and light: s.t. (340-353)                                 | -                 | 20.84         | 996  | 2446                 |

\* Unless otherwise specified

(Contd.)

NSS Report No. 461: Consumption of Some Important Commodities in India, 1999-2000

**Table 3R : Monthly per capita quantity and value of consumption for non-food items by MPCE class for all-India**

| all-India                     |   |                   |               | Rural                                      |                      |
|-------------------------------|---|-------------------|---------------|--|----------------------|
| item code                     | item  | quantity<br>(kg*) | value<br>(Rs) | no. of households<br>reporting consumption |                      |
|                               |   |                   |               | per 1000<br>households                     | sample<br>households |
| (1)                           | (2)   | (3)               | (4)           | (5)  | (6)                  |
| <b>MPCE class: Rs 225-255</b> |   |                   |               |  |                      |
| 360                           | dhoti (m)   | 0.05              | 0.96          | 436  | 1042                 |
| 361                           | sari (m)  | 0.18              | 4.07          | 901  | 2172                 |
| 362                           | cloth for shirt, pyjama, salwar etc.(m)                                 | 0.12              | 3.56          | 777  | 1841                 |
| 363                           | cloth for coat, trousers, overcoat etc. (m)                             | 0.02              | 1.35          | 404  | 963                  |
| 364                           | chaddar, dupatta, shawl etc.(no.)                                       | 0.01              | 0.38          | 242  | 619                  |
| 365                           | lungi (no.)   | 0.02              | 0.97          | 700  | 1720                 |
| 366                           | gamchha, towel, handkerchief (no.)                                      | 0.03              | 0.72          | 817  | 1996                 |
| 367                           | hosiery articles, stockings, under-garments etc.(no.)                   | 0.07              | 1.64          | 785  | 1942                 |
| 368                           | ready-made garments (no.)   | 0.05              | 2.63          | 754  | 1866                 |
| 371                           | knitted garments, sweater, pullover, cardigan, muffler, scarf etc.(no.) | -                 | 0.32          | 126  | 341                  |
| 373                           | clothing: others  | -                 | 0.41          | 166  | 442                  |
| 379                           | clothing: s.t. (360-373)  | -                 | 17.19         | 989  | 2418                 |
| 380                           | bed sheet, bed cover (no.)  | -                 | 0.26          | 172  | 443                  |
| 389                           | bedding etc.: s.t. (380-387)  | -                 | 0.74          | 303  | 786                  |
| 391                           | leather sandals, chappals etc. (pair)                                   | -                 | 0.24          | 132  | 325                  |
| 393                           | rubber / PVC footwear (pair)  | 0.03              | 1.13          | 716  | 1742                 |
| 394                           | other footwear (pair)   | 0.01              | 0.27          | 230  | 578                  |
| 399                           | footwear: s.t. (390-394)  | -                 | 1.93          | 882  | 2143                 |
| 400                           | books, journals   | -                 | 0.91          | 409  | 1018                 |
| 403                           | stationery  | -                 | 0.54          | 412  | 1035                 |
| 404                           | tuition and other fees (school, college, etc.)                          | -                 | 0.37          | 190  | 479                  |
| 406                           | other educational expenses  | -                 | 0.16          | 172  | 458                  |
| 409                           | education: s.t. (400-406)   | -                 | 2.09          | 488  | 1221                 |
| 410                           | medicine  | -                 | 0.81          | 155  | 369                  |
| 419                           | medical - institutional: s.t. (410-414)                                 | -                 | 1.05          | 157  | 377                  |
| 420                           | medicine  | -                 | 5.43          | 484  | 1170                 |
| 422                           | doctor's/surgeon's fee  | -                 | 0.57          | 122  | 280                  |
| 429                           | medical - non-institutional: s.t. (420-424)                             | -                 | 6.24          | 501  | 1208                 |
| 439                           | entertainment : s.t. (430-437)  | -                 | 0.38          | 100  | 239                  |
| 450                           | toilet soap   | -                 | 2.43          | 894  | 2182                 |
| 451                           | toothbrush, toothpaste etc.   | -                 | 0.51          | 291  | 666                  |
| 452                           | powder, snow, cream   | -                 | 0.42          | 218  | 554                  |
| 453                           | hair oil, lotion, shampoo, hair cream                                   | -                 | 1.79          | 831  | 2001                 |
| 455                           | shaving blades, shaving stick, razor                                    | -                 | 0.22          | 318  | 765                  |
| 458                           | other toilet articles   | -                 | 0.31          | 185  | 479                  |
| 459                           | toilet articles: s.t. (450-458)   | -                 | 5.74          | 982  | 2409                 |
| 463                           | earthenware   | -                 | 0.20          | 109  | 278                  |
| 467                           | washing soap/soda   | -                 | 3.06          | 940  | 2310                 |
| 468                           | other washing requisites  | -                 | 0.47          | 274  | 658                  |
| 470                           | agarbati  | -                 | 0.40          | 443  | 1068                 |
| 473                           | other petty articles  | -                 | 0.36          | 211  | 497                  |
| 479                           | sundry articles: s.t. (460-473)   | -                 | 4.90          | 989  | 2421                 |

\* Unless otherwise specified

(Contd.)

NSS Report No. 461: Consumption of Some Important Commodities in India, 1999-2000

**Table 3R : Monthly per capita quantity and value of consumption for non-food items by MPCE class for all-India**

| all-India                     |  |                   |               | Rural                                      |                      |
|-------------------------------|--|-------------------|---------------|--|----------------------|
| item code                     | item   | quantity<br>(kg*) | value<br>(Rs) | no. of households<br>reporting consumption |                      |
|                               |  |                   |               | per 1000<br>households                     | sample<br>households |
| (1)                           | (2)  | (3)               | (4)           | (5)  | (6)                  |
| <b>MPCE class: Rs 225-255</b> |  |                   |               |  |                      |
| 482                           | barber, beautician etc.  | -                 | 1.49          | 738  | 1771                 |
| 484                           | tailor   | -                 | 0.60          | 86   | 204                  |
| 491                           | grinding charges   | -                 | 2.06          | 518  | 1174                 |
| 492                           | miscellaneous expenses   | -                 | 0.95          | 272  | 647                  |
| 499                           | consumer services excluding conveyance: s.t. (480-494)         | -                 | 5.77          | 905  | 2171                 |
| 502                           | bus/tram fare  | -                 | 2.13          | 373  | 955                  |
| 519                           | conveyance : s.t. (500-513)                                    | -                 | 2.57          | 428  | 1096                 |
| 541                           | other consumer taxes & cesses                                  | -                 | 0.11          | 174  | 363                  |
| 549                           | consumer taxes and cesses: s.t. (540-541)                      | -                 | 0.17          | 183  | 379                  |
| 580                           | stainless steel utensils                                       | -                 | 0.19          | 164  | 403                  |
| 589                           | crockery & utensils: s.t. (580-583)                            | -                 | 0.37          | 274  | 683                  |
| 610                           | bicycle  | -                 | 0.49          | 280  | 687                  |
| 619                           | personal transport equipment: s.t. (610-614)                   | -                 | 0.62          | 292  | 715                  |
| 642                           | residential building & land (cost of repairs only)             | -                 | 1.96          | 417  | 1031                 |
| 649                           | residential building, land and other durables : s.t. (640-643) | -                 | 1.98          | 425  | 1052                 |
| 659                           | durable goods : total<br>(559+569+579+589+609+619+629+639+649) | -                 | 3.38          | 690  | 1694                 |
| 999                           | total non-food   | -                 | 8-            | 1000                                       | 2451                 |
| <b>MPCE class: Rs 255-300</b> |  |                   |               |  |                      |
| 312                           | supari (gm)  | 4.38              | 0.41          | 107  | 632                  |
| 313                           | lime (gm)  | 2.91              | 0.06          | 181  | 963                  |
| 319                           | pan: s.t. (310-315)  | -                 | 1.17          | 272  | 1487                 |
| 320                           | bidi (no.)   | 25.97             | 3.11          | 355  | 1856                 |
| 322                           | leaf tobacco   | 0.76              | 1.03          | 291  | 1474                 |
| 329                           | tobacco: s.t. (320-327)  | -                 | 4.74          | 684  | 3590                 |
| 331                           | toddy (litre)  | 0.10              | 0.52          | 50   | 251                  |
| 332                           | country liquor (litre)   | 0.21              | 1.35          | 113  | 613                  |
| 339                           | intoxicants: s.t. (330-335)                                    | -                 | 2.09          | 178  | 990                  |
| 341                           | firewood and chips   | 14.69             | 12.91         | 906  | 4698                 |
| 342                           | electricity (std. unit)  | 1.62              | 1.90          | 283  | 1421                 |
| 343                           | dung cake  | -                 | 4.20          | 509  | 2450                 |
| 344                           | kerosene - P.D.S. (litre)                                      | 0.43              | 1.72          | 775  | 3993                 |
| 345                           | kerosene - other sources (litre)                               | 0.16              | 1.35          | 381  | 1971                 |
| 346                           | matches (box)  | 1.17              | 0.61          | 960  | 4955                 |
| 353                           | other fuel   | -                 | 0.81          | 80   | 379                  |
| 359                           | fuel and light: s.t. (340-353)                                 | -                 | 23.76         | 998  | 5144                 |
| 360                           | dhoti (m)  | 0.06              | 1.02          | 430  | 2167                 |
| 361                           | sari (m)   | 0.17              | 4.52          | 894  | 4476                 |
| 362                           | cloth for shirt, pyjama, salwar etc.(m)                        | 0.12              | 4.11          | 804  | 4009                 |
| 363                           | cloth for coat, trousers, overcoat etc. (m)                    | 0.02              | 1.70          | 439  | 2181                 |
| 364                           | chaddar, dupatta, shawl etc.(no.)                              | 0.01              | 0.48          | 264  | 1373                 |
| 365                           | lungi (no.)  | 0.02              | 1.06          | 687  | 3514                 |

\* Unless otherwise specified

(Contd.)

NSS Report No. 461: Consumption of Some Important Commodities in India, 1999-2000

**Table 3R : Monthly per capita quantity and value of consumption for non-food items by MPCE class for all-India**

| all-India                     |   |                   |               | Rural                                      |                      |
|-------------------------------|---|-------------------|---------------|--|----------------------|
| item code                     | item  | quantity<br>(kg*) | value<br>(Rs) | no. of households<br>reporting consumption |                      |
|                               |   |                   |               | per 1000<br>households                     | sample<br>households |
| (1)                           | (2)   | (3)               | (4)           | (5)  | (6)                  |
| <b>MPCE class: Rs 255-300</b> |   |                   |               |  |                      |
| 366                           | gamchha, towel, handkerchief (no.)                                      | 0.03              | 0.77          | 815  | 4187                 |
| 367                           | hosiery articles, stockings, under-garments etc.(no.)                   | 0.08              | 1.85          | 807  | 4172                 |
| 368                           | ready-made garments (no.)   | 0.05              | 2.84          | 730  | 3813                 |
| 371                           | knitted garments, sweater, pullover, cardigan, muffler, scarf etc.(no.) | -                 | 0.44          | 153  | 819                  |
| 373                           | clothing: others  | -                 | 0.63          | 198  | 1052                 |
| 379                           | clothing: s.t. (360-373)  | -                 | 19.55         | 987  | 5077                 |
| 380                           | bed sheet, bed cover (no.)  | -                 | 0.35          | 209  | 1104                 |
| 389                           | bedding etc.: s.t. (380-387)  | -                 | 0.94          | 330  | 1782                 |
| 391                           | leather sandals, chappals etc. (pair)                                   | -                 | 0.29          | 148  | 790                  |
| 393                           | rubber / PVC footwear (pair)  | 0.04              | 1.35          | 765  | 3894                 |
| 394                           | other footwear (pair)   | 0.01              | 0.28          | 225  | 1190                 |
| 399                           | footwear: s.t. (390-394)  | -                 | 2.34          | 898  | 4616                 |
| 400                           | books, journals   | -                 | 1.19          | 442  | 2331                 |
| 403                           | stationery  | -                 | 0.74          | 458  | 2411                 |
| 404                           | tuition and other fees (school, college, etc.)                          | -                 | 0.61          | 223  | 1131                 |
| 406                           | other educational expenses  | -                 | 0.24          | 198  | 1072                 |
| 409                           | education: s.t. (400-406)   | -                 | 2.98          | 524  | 2774                 |
| 410                           | medicine  | -                 | 0.88          | 127  | 675                  |
| 419                           | medical - institutional: s.t. (410-414)                                 | -                 | 1.22          | 130  | 692                  |
| 420                           | medicine  | -                 | 7.28          | 527  | 2678                 |
| 422                           | doctor's/surgeon's fee  | -                 | 0.69          | 151  | 688                  |
| 429                           | medical - non-institutional: s.t. (420-424)                             | -                 | 8.21          | 541  | 2743                 |
| 439                           | entertainment : s.t. (430-437)  | -                 | 0.60          | 116  | 599                  |
| 449                           | goods for personal care and effects: s.t. (440-446)                     | -                 | 0.47          | 105  | 567                  |
| 450                           | toilet soap   | -                 | 2.76          | 907  | 4668                 |
| 451                           | toothbrush, toothpaste etc.   | -                 | 0.70          | 346  | 1711                 |
| 452                           | powder, snow, cream   | -                 | 0.50          | 234  | 1239                 |
| 453                           | hair oil, lotion, shampoo, hair cream                                   | -                 | 1.96          | 843  | 4266                 |
| 455                           | shaving blades, shaving stick, razor                                    | -                 | 0.25          | 298  | 1550                 |
| 458                           | other toilet articles   | -                 | 0.35          | 200  | 1030                 |
| 459                           | toilet articles: s.t. (450-458)   | -                 | 6.60          | 986  | 5061                 |
| 467                           | washing soap/soda   | -                 | 3.43          | 945  | 4889                 |
| 468                           | other washing requisites  | -                 | 0.51          | 274  | 1416                 |
| 470                           | agarbati  | -                 | 0.50          | 475  | 2438                 |
| 473                           | other petty articles  | -                 | 0.46          | 236  | 1195                 |
| 479                           | sundry articles: s.t. (460-473)   | -                 | 5.61          | 988  | 5083                 |
| 482                           | barber, beautician etc.   | -                 | 1.72          | 757  | 3865                 |
| 484                           | tailor  | -                 | 0.73          | 87   | 437                  |
| 491                           | grinding charges  | -                 | 2.33          | 560  | 2617                 |
| 492                           | miscellaneous expenses  | -                 | 1.21          | 309  | 1551                 |
| 499                           | consumer services excluding conveyance: s.t. (480-494)                  | -                 | 6.83          | 923  | 4678                 |
| 502                           | bus/tram fare   | -                 | 3.05          | 468  | 2373                 |

\* Unless otherwise specified

(Contd.)

NSS Report No. 461: Consumption of Some Important Commodities in India, 1999-2000

**Table 3R : Monthly per capita quantity and value of consumption for non-food items by MPCE class for all-India**

| all-India                     |  |                   |               | Rural                                      |                      |
|-------------------------------|--|-------------------|---------------|--|----------------------|
| item code                     | item   | quantity<br>(kg*) | value<br>(Rs) | no. of households<br>reporting consumption |                      |
|                               |  |                   |               | per 1000<br>households                     | sample<br>households |
| (1)                           | (2)  | (3)               | (4)           | (5)  | (6)                  |
| <b>MPCE class: Rs 255-300</b> |  |                   |               |  |                      |
| 519                           | conveyance : s.t. (500-513)  | -                 | 3.59          | 532  | 2713                 |
| 541                           | other consumer taxes & cesses  | -                 | 0.16          | 195  | 854                  |
| 549                           | consumer taxes and cesses: s.t. (540-541)                                | -                 | 0.23          | 206  | 901                  |
| 580                           | stainless steel utensils   | -                 | 0.24          | 177  | 918                  |
| 581                           | other metal utensils   | -                 | 0.17          | 113  | 571                  |
| 589                           | crocery & utensils: s.t. (580-583)                                       | -                 | 0.45          | 286  | 1480                 |
| 610                           | bicycle  | -                 | 0.48          | 307  | 1540                 |
| 619                           | personal transport equipment: s.t. (610-614)                             | -                 | 0.63          | 324  | 1614                 |
| 642                           | residential building & land (cost of repairs only)                       | -                 | 2.10          | 407  | 2159                 |
| 649                           | residential building, land and other durables : s.t. (640-643)           | -                 | 2.15          | 417  | 2224                 |
| 659                           | durable goods : total<br>(559+569+579+589+609+619+629+639+649)           | -                 | 3.64          | 700  | 3619                 |
| 999                           | total non-food   | -                 | 95.00         | 1000                                       | 5147                 |
| <b>MPCE class: Rs 300-340</b> |  |                   |               |  |                      |
| 310                           | pan : leaf (no.)   | 3.37              | 0.39          | 108  | 750                  |
| 312                           | supari (gm)  | 7.39              | 0.57          | 130  | 823                  |
| 313                           | lime (gm)  | 3.14              | 0.07          | 179  | 1091                 |
| 319                           | pan: s.t. (310-315)  | -                 | 1.57          | 276  | 1694                 |
| 320                           | bidi (no.)   | 31.81             | 3.79          | 372  | 2101                 |
| 322                           | leaf tobacco   | 1.02              | 1.00          | 265  | 1482                 |
| 329                           | tobacco: s.t. (320-327)  | -                 | 5.59          | 689  | 3884                 |
| 331                           | toddy (litre)  | 0.11              | 0.61          | 46   | 254                  |
| 332                           | country liquor (litre)   | 0.20              | 1.69          | 119  | 710                  |
| 339                           | intoxicants: s.t. (330-335)  | -                 | 2.65          | 183  | 1126                 |
| 341                           | firewood and chips   | 15.59             | 13.87         | 903  | 5085                 |
| 342                           | electricity (std. unit)  | 2.07              | 2.47          | 318  | 1764                 |
| 343                           | dung cake  | -                 | 4.60          | 503  | 2661                 |
| 344                           | kerosene - P.D.S. (litre)  | 0.46              | 1.86          | 773  | 4340                 |
| 345                           | kerosene - other sources (litre)   | 0.18              | 1.52          | 388  | 2186                 |
| 346                           | matches (box)  | 1.35              | 0.71          | 969  | 5402                 |
| 353                           | other fuel   | -                 | 0.83          | 85   | 439                  |
| 359                           | fuel and light: s.t. (340-353)   | -                 | 26.25         | 996  | 5571                 |
| 360                           | dhoti (m)  | 0.06              | 1.19          | 436  | 2359                 |
| 361                           | sari (m)   | 0.19              | 5.23          | 892  | 4871                 |
| 362                           | cloth for shirt, pyjama, salwar etc.(m)                                  | 0.13              | 4.72          | 817  | 4439                 |
| 363                           | cloth for coat, trousers, overcoat etc. (m)                              | 0.03              | 2.12          | 474  | 2565                 |
| 364                           | chaddar, dupatta, shawl etc.(no.)  | 0.01              | 0.57          | 273  | 1597                 |
| 365                           | lungi (no.)  | 0.02              | 1.13          | 687  | 3770                 |
| 366                           | gamchha, towel, handkerchief (no.)                                       | 0.03              | 0.88          | 817  | 4578                 |
| 367                           | hosiery articles, stockings, under-garments etc.(no.)                    | 0.09              | 2.16          | 824  | 4623                 |
| 368                           | ready-made garments (no.)  | 0.05              | 3.11          | 703  | 4049                 |
| 371                           | knitted garments, swea-ter, pullover, cardigan, muffler, scarf etc.(no.) | 0.01              | 0.61          | 181  | 1058                 |

\* Unless otherwise specified

(Contd.)

NSS Report No. 461: Consumption of Some Important Commodities in India, 1999-2000



**Table 3R : Monthly per capita quantity and value of consumption for non-food items by MPCE class for all-India**

| <b>all-India</b>              |  |                   |               | <b>Rural</b>                               |                      |
|-------------------------------|--|-------------------|---------------|--|----------------------|
| item code                     | item   | quantity<br>(kg*) | value<br>(Rs) | no. of households<br>reporting consumption |                      |
|                               |  |                   |               | per 1000<br>households                     | sample<br>households |
| (1)                           | (2)  | (3)               | (4)           | (5)  | (6)                  |
| <b>MPCE class: Rs 300-340</b> |  |                   |               |  |                      |
| 373                           | clothing: others                                       | -                 | 0.82          | 210  | 1241                 |
| 379                           | clothing: s.t. (360-373)                               | -                 | 22.67         | 989  | 5534                 |
| 380                           | bed sheet, bed cover (no.)                             | 0.01              | 0.42          | 227  | 1363                 |
| 389                           | bedding etc.: s.t. (380-387)                           | -                 | 1.23          | 375  | 2202                 |
| 391                           | leather sandals, chappals etc. (pair)                  | 0.01              | 0.42          | 187  | 1082                 |
| 392                           | other leather footwear (pair)                          | -                 | 0.32          | 119  | 622                  |
| 393                           | rubber / PVC footwear (pair)                           | 0.04              | 1.49          | 768  | 4303                 |
| 394                           | other footwear (pair)                                  | 0.01              | 0.35          | 233  | 1326                 |
| 399                           | footwear: s.t. (390-394)                               | -                 | 2.96          | 911  | 5112                 |
| 400                           | books, journals  | -                 | 1.51          | 452  | 2575                 |
| 403                           | stationery   | -                 | 0.86          | 462  | 2639                 |
| 404                           | tuition and other fees (school, college, etc.)         | -                 | 0.70          | 233  | 1273                 |
| 406                           | other educational expenses                             | -                 | 0.29          | 209  | 1231                 |
| 409                           | education: s.t. (400-406)                              | -                 | 3.69          | 532  | 3047                 |
| 410                           | medicine   | -                 | 1.20          | 140  | 786                  |
| 419                           | medical - institutional: s.t. (410-414)                | -                 | 1.66          | 144  | 810                  |
| 420                           | medicine   | -                 | 9.70          | 558  | 3095                 |
| 422                           | doctor's/surgeon's fee                                 | -                 | 1.00          | 167  | 885                  |
| 429                           | medical - non-institutional: s.t. (420-424)            | -                 | 11.09         | 576  | 3192                 |
| 439                           | entertainment : s.t. (430-437)                         | -                 | 0.71          | 130  | 706                  |
| 449                           | goods for personal care and effects: s.t. (440-446)    | -                 | 0.61          | 122  | 706                  |
| 450                           | toilet soap  | -                 | 3.13          | 924  | 5119                 |
| 451                           | toothbrush, toothpaste etc.                            | -                 | 0.94          | 400  | 2230                 |
| 452                           | powder, snow, cream                                    | -                 | 0.61          | 241  | 1396                 |
| 453                           | hair oil, lotion, shampoo, hair cream                  | -                 | 2.30          | 860  | 4725                 |
| 455                           | shaving blades, shaving stick, razor                   | -                 | 0.32          | 329  | 1857                 |
| 458                           | other toilet articles                                  | -                 | 0.41          | 208  | 1153                 |
| 459                           | toilet articles: s.t. (450-458)                        | -                 | 7.80          | 987  | 5506                 |
| 463                           | earthenware  | -                 | 0.24          | 107  | 596                  |
| 467                           | washing soap/soda                                      | -                 | 3.91          | 954  | 5309                 |
| 468                           | other washing requisites                               | -                 | 0.63          | 300  | 1702                 |
| 470                           | agarbati   | -                 | 0.63          | 529  | 2909                 |
| 473                           | other petty articles                                   | -                 | 0.50          | 237  | 1292                 |
| 479                           | sundry articles: s.t. (460-473)                        | -                 | 6.60          | 988  | 5518                 |
| 482                           | barber, beautician etc.                                | -                 | 1.96          | 769  | 4214                 |
| 484                           | tailor   | -                 | 1.13          | 97   | 538                  |
| 491                           | grinding charges                                       | -                 | 2.54          | 570  | 2916                 |
| 492                           | miscellaneous expenses                                 | -                 | 1.34          | 314  | 1706                 |
| 499                           | consumer services excluding conveyance: s.t. (480-494) | -                 | 7.99          | 926  | 5118                 |
| 502                           | bus/tram fare  | -                 | 3.88          | 503  | 2856                 |
| 519                           | conveyance : s.t. (500-513)                            | -                 | 4.71          | 569  | 3239                 |
| 541                           | other consumer taxes & cesses                          | -                 | 0.18          | 204  | 992                  |
| <b>MPCE class: Rs 300-340</b> |  |                   |               |  |                      |

\* Unless otherwise specified

(Contd.)

NSS Report No. 461: Consumption of Some Important Commodities in India, 1999-2000

**Table 3R : Monthly per capita quantity and value of consumption for non-food items by MPCE class for all-India**

| <b>all-India</b>              |   |                   |               | <b>Rural</b>                               |                      |
|-------------------------------|---|-------------------|---------------|--|----------------------|
| item code                     | item  | quantity<br>(kg*) | value<br>(Rs) | no. of households<br>reporting consumption |                      |
|                               |   |                   |               | per 1000<br>households                     | sample<br>households |
| (1)                           | (2)   | (3)               | (4)           | (5)  | (6)                  |
| 549                           | consumer taxes and cesses: s.t. (540-541)                               | -                 | 0.29          | 215  | 1050                 |
| 580                           | stainless steel utensils  | -                 | 0.37          | 203  | 1117                 |
| 581                           | other metal utensils  | -                 | 0.18          | 104  | 619                  |
| 589                           | crocery & utensils: s.t. (580-583)                                      | -                 | 0.60          | 306  | 1739                 |
| 610                           | bicycle   | -                 | 0.68          | 339  | 1862                 |
| 613                           | tyres & tubes   | -                 | 0.18          | 106  | 593                  |
| 619                           | personal transport equipment: s.t. (610-614)                            | -                 | 0.88          | 356  | 1955                 |
| 642                           | residential building & land (cost of repairs only)                      | -                 | 2.46          | 403  | 2273                 |
| 649                           | residential building, land and other durables : s.t. (640-643)          | -                 | 2.54          | 416  | 2343                 |
| 659                           | durable goods : total<br>(559+569+579+589+609+619+629+639+649)          | -                 | 4.61          | 713  | 4013                 |
| 999                           | total non-food  | -                 | 113.00        | 1000                                       | 5588                 |
| <b>MPCE class: Rs 340-380</b> |   |                   |               |  |                      |
| 310                           | pan : leaf (no.)  | 3.59              | 0.46          | 121  | 879                  |
| 311                           | pan : finished (no.)  | 0.74              | 0.66          | 87   | 551                  |
| 312                           | supari (gm)   | 8.88              | 0.66          | 133  | 927                  |
| 313                           | lime (gm)   | 2.97              | 0.07          | 173  | 1115                 |
| 319                           | pan: s.t. (310-315)   | -                 | 2.01          | 294  | 1876                 |
| 320                           | bidi (no.)  | 35.20             | 4.31          | 402  | 2326                 |
| 322                           | leaf tobacco  | 0.66              | 1.00          | 229  | 1387                 |
| 329                           | tobacco: s.t. (320-327)   | -                 | 6.24          | 677  | 4027                 |
| 331                           | toddy (litre)   | 0.12              | 0.54          | 40   | 222                  |
| 332                           | country liquor (litre)  | 0.12              | 1.70          | 105  | 680                  |
| 339                           | intoxicants: s.t. (330-335)   | -                 | 2.54          | 161  | 1076                 |
| 341                           | firewood and chips  | 16.41             | 15.14         | 907  | 5382                 |
| 342                           | electricity (std. unit)   | 2.60              | 3.23          | 354  | 2103                 |
| 343                           | dung cake   | -                 | 4.88          | 516  | 2799                 |
| 344                           | kerosene - P.D.S. (litre)   | 0.49              | 1.98          | 783  | 4603                 |
| 345                           | kerosene - other sources (litre)  | 0.20              | 1.73          | 396  | 2321                 |
| 346                           | matches (box)   | 1.49              | 0.77          | 969  | 5705                 |
| 353                           | other fuel  | -                 | 0.75          | 83   | 435                  |
| 359                           | fuel and light: s.t. (340-353)  | -                 | 28.96         | 996  | 5878                 |
| 360                           | dhoti (m)   | 0.06              | 1.22          | 437  | 2464                 |
| 361                           | sari (m)  | 0.20              | 5.34          | 877  | 4963                 |
| 362                           | cloth for shirt, pyjama, salwar etc.(m)                                 | 0.14              | 5.13          | 838  | 4767                 |
| 363                           | cloth for coat, trousers, overcoat etc. (m)                             | 0.03              | 2.42          | 509  | 2919                 |
| 364                           | chaddar, dupatta, shawl etc.(no.)                                       | 0.01              | 0.69          | 306  | 1866                 |
| 365                           | lungi (no.)   | 0.02              | 1.22          | 692  | 3953                 |
| 366                           | gamchha, towel, handkerchief (no.)                                      | 0.03              | 0.94          | 816  | 4750                 |
| 367                           | hosiery articles, stockings, under-garments etc.(no.)                   | 0.09              | 2.30          | 823  | 4796                 |
| 368                           | ready-made garments (no.)   | 0.05              | 3.33          | 710  | 4264                 |
| 371                           | knitted garments, sweater, pullover, cardigan, muffler, scarf etc.(no.) | 0.01              | 0.70          | 195  | 1222                 |
| <b>MPCE class: Rs 340-380</b> |   |                   |               |  |                      |

\* Unless otherwise specified

(Contd.)

NSS Report No. 461: Consumption of Some Important Commodities in India, 1999-2000

**Table 3R : Monthly per capita quantity and value of consumption for non-food items by MPCE class for all-India**

| all-India |  |                   |               | Rural                                      |                      |
|-----------|--|-------------------|---------------|--|----------------------|
| item code | item   | quantity<br>(kg*) | value<br>(Rs) | no. of households<br>reporting consumption |                      |
|           |  |                   |               | per 1000<br>households                     | sample<br>households |
| (1)       | (2)  | (3)               | (4)           | (5)  | (6)                  |
| 373       | clothing: others                                       | -                 | 0.84          | 241  | 1453                 |
| 379       | clothing: s.t. (360-373)                               | -                 | 24.39         | 991  | 5844                 |
| 380       | bed sheet, bed cover (no.)                             | 0.01              | 0.55          | 272  | 1680                 |
| 389       | bedding etc.: s.t. (380-387)                           | -                 | 1.44          | 420  | 2577                 |
| 390       | leather boots, shoes (pair)                            | -                 | 0.51          | 125  | 826                  |
| 391       | leather sandals, chappals etc. (pair)                  | 0.01              | 0.51          | 212  | 1299                 |
| 392       | other leather footwear (pair)                          | -                 | 0.36          | 142  | 810                  |
| 393       | rubber / PVC footwear (pair)                           | 0.05              | 1.63          | 797  | 4654                 |
| 394       | other footwear (pair)                                  | 0.01              | 0.42          | 250  | 1507                 |
| 399       | footwear: s.t. (390-394)                               | -                 | 3.43          | 926  | 5458                 |
| 400       | books, journals  | -                 | 1.77          | 474  | 2856                 |
| 403       | stationery   | -                 | 1.03          | 488  | 2926                 |
| 404       | tuition and other fees (school, college, etc.)         | -                 | 1.02          | 252  | 1533                 |
| 406       | other educational expenses                             | -                 | 0.37          | 230  | 1446                 |
| 409       | education: s.t. (400-406)                              | -                 | 4.63          | 560  | 3375                 |
| 410       | medicine   | -                 | 1.32          | 142  | 840                  |
| 419       | medical - institutional: s.t. (410-414)                | -                 | 1.96          | 150  | 885                  |
| 420       | medicine   | -                 | 11.17         | 588  | 3395                 |
| 422       | doctor's/surgeon's fee                                 | -                 | 1.19          | 194  | 1024                 |
| 429       | medical - non-institutional: s.t. (420-424)            | -                 | 12.84         | 605  | 3497                 |
| 430       | cinema, theatre  | -                 | 0.53          | 98   | 515                  |
| 439       | entertainment : s.t. (430-437)                         | -                 | 1.15          | 166  | 906                  |
| 449       | goods for personal care and effects: s.t. (440-446)    | -                 | 0.75          | 138  | 821                  |
| 450       | toilet soap  | -                 | 3.48          | 931  | 5454                 |
| 451       | toothbrush, toothpaste etc.                            | -                 | 1.17          | 464  | 2690                 |
| 452       | powder, snow, cream                                    | -                 | 0.80          | 301  | 1735                 |
| 453       | hair oil, lotion, shampoo, hair cream                  | -                 | 2.44          | 862  | 4979                 |
| 455       | shaving blades, shaving stick, razor                   | -                 | 0.33          | 334  | 2018                 |
| 458       | other toilet articles                                  | -                 | 0.50          | 239  | 1331                 |
| 459       | toilet articles: s.t. (450-458)                        | -                 | 8.86          | 986  | 5805                 |
| 467       | washing soap/soda                                      | -                 | 4.23          | 957  | 5610                 |
| 468       | other washing requisites                               | -                 | 0.77          | 339  | 1924                 |
| 470       | agarbati   | -                 | 0.75          | 573  | 3316                 |
| 471       | flower(fresh) : all purposes                           | -                 | 0.21          | 111  | 549                  |
| 473       | other petty articles                                   | -                 | 0.60          | 252  | 1422                 |
| 479       | sundry articles: s.t. (460-473)                        | -                 | 7.45          | 989  | 5815                 |
| 482       | barber, beautician etc.                                | -                 | 2.15          | 776  | 4466                 |
| 484       | tailor   | -                 | 1.41          | 101  | 595                  |
| 491       | grinding charges                                       | -                 | 2.72          | 587  | 3094                 |
| 492       | miscellaneous expenses                                 | -                 | 1.61          | 319  | 1808                 |
| 499       | consumer services excluding conveyance: s.t. (480-494) | -                 | 9.06          | 939  | 5416                 |
| 502       | bus/tram fare  | -                 | 4.68          | 562  | 3312                 |

\* Unless otherwise specified

(Contd.)

NSS Report No. 461: Consumption of Some Important Commodities in India, 1999-2000

**Table 3R : Monthly per capita quantity and value of consumption for non-food items by MPCE class for all-India**

| all-India                     |  |                   |               | Rural                                      |                      |
|-------------------------------|--|-------------------|---------------|--|----------------------|
| item code                     | item   | quantity<br>(kg*) | value<br>(Rs) | no. of households<br>reporting consumption |                      |
|                               |  |                   |               | per 1000<br>households                     | sample<br>households |
| (1)                           | (2)  | (3)               | (4)           | (5)  | (6)                  |
| <b>MPCE class: Rs 340-380</b> |  |                   |               |  |                      |
| 519                           | conveyance : s.t. (500-513)                                    | -                 | 5.74          | 635  | 3745                 |
| 541                           | other consumer taxes & cesses                                  | -                 | 0.22          | 224  | 1120                 |
| 549                           | consumer taxes and cesses: s.t. (540-541)                      | -                 | 0.34          | 238  | 1199                 |
| 580                           | stainless steel utensils                                       | -                 | 0.44          | 228  | 1274                 |
| 581                           | other metal utensils   | -                 | 0.22          | 115  | 702                  |
| 589                           | crocery & utensils: s.t. (580-583)                             | -                 | 0.71          | 333  | 1947                 |
| 610                           | bicycle  | -                 | 0.72          | 364  | 2076                 |
| 613                           | tyres & tubes  | -                 | 0.20          | 119  | 705                  |
| 619                           | personal transport equipment: s.t. (610-614)                   | -                 | 0.97          | 379  | 2181                 |
| 642                           | residential building & land (cost of repairs only)             | -                 | 2.64          | 408  | 2421                 |
| 649                           | residential building, land and other durables : s.t. (640-643) | -                 | 2.67          | 416  | 2475                 |
| 659                           | durable goods : total<br>(559+569+579+589+609+619+629+639+649) | -                 | 5.20          | 742  | 4348                 |
| 999                           | total non-food   | -                 | 127.00        | 1000                                       | 5892                 |
| <b>MPCE class: Rs 380-420</b> |  |                   |               |  |                      |
| 310                           | pan : leaf (no.)   | 4.51              | 0.62          | 136  | 981                  |
| 311                           | pan : finished (no.)   | 0.74              | 0.72          | 81   | 594                  |
| 312                           | supari (gm)  | 9.61              | 0.77          | 141  | 1005                 |
| 313                           | lime (gm)  | 3.63              | 0.07          | 177  | 1164                 |
| 319                           | pan: s.t. (310-315)  | -                 | 2.40          | 296  | 1985                 |
| 320                           | bidi (no.)   | 38.67             | 4.74          | 391  | 2297                 |
| 322                           | leaf tobacco   | 0.99              | 0.91          | 216  | 1319                 |
| 329                           | tobacco: s.t. (320-327)  | -                 | 6.82          | 663  | 3963                 |
| 331                           | toddy (litre)  | 0.11              | 0.68          | 37   | 202                  |
| 332                           | country liquor (litre)   | 0.23              | 1.93          | 95   | 635                  |
| 339                           | intoxicants: s.t. (330-335)                                    | -                 | 3.04          | 152  | 1028                 |
| 341                           | firewood and chips   | 17.77             | 16.45         | 904  | 5405                 |
| 342                           | electricity (std. unit)  | 3.16              | 3.93          | 396  | 2402                 |
| 343                           | dung cake  | -                 | 5.21          | 505  | 2672                 |
| 344                           | kerosene - P.D.S. (litre)                                      | 0.53              | 2.15          | 784  | 4581                 |
| 345                           | kerosene - other sources (litre)                               | 0.22              | 1.88          | 398  | 2302                 |
| 346                           | matches (box)  | 1.61              | 0.85          | 965  | 5698                 |
| 353                           | other fuel   | -                 | 0.73          | 72   | 385                  |
| 359                           | fuel and light: s.t. (340-353)                                 | -                 | 31.77         | 997  | 5880                 |
| 360                           | dhoti (m)  | 0.06              | 1.33          | 413  | 2354                 |
| 361                           | sari (m)   | 0.20              | 5.82          | 857  | 4806                 |
| 362                           | cloth for shirt, pyjama, salwar etc.(m)                        | 0.15              | 5.72          | 851  | 4817                 |
| 363                           | cloth for coat, trousers, overcoat etc. (m)                    | 0.05              | 2.82          | 522  | 2990                 |
| 364                           | chaddar, dupatta, shawl etc.(no.)                              | 0.01              | 0.77          | 308  | 1901                 |
| 365                           | lungi (no.)  | 0.02              | 1.29          | 675  | 3814                 |
| 366                           | gamchha, towel, handkerchief (no.)                             | 0.04              | 1.03          | 822  | 4707                 |
| 367                           | hosiery articles, stockings, under-garments etc.(no.)          | 0.10              | 2.51          | 837  | 4898                 |
| 368                           | ready-made garments (no.)                                      | 0.05              | 3.49          | 687  | 4188                 |

\* Unless otherwise specified

(Contd.)

NSS Report No. 461: Consumption of Some Important Commodities in India, 1999-2000

**Table 3R : Monthly per capita quantity and value of consumption for non-food items by MPCE class for all-India**

| all-India                     |   |                   |               | Rural                                      |                      |
|-------------------------------|---|-------------------|---------------|--|----------------------|
| item code                     | item  | quantity<br>(kg*) | value<br>(Rs) | no. of households<br>reporting consumption |                      |
|                               |   |                   |               | per 1000<br>households                     | sample<br>households |
| (1)                           | (2)   | (3)               | (4)           | (5)  | (6)                  |
| <b>MPCE class: Rs 380-420</b> |   |                   |               |  |                      |
| 371                           | knitted garments, sweater, pullover, cardigan, muffler, scarf etc.(no.) | 0.02              | 0.87          | 206  | 1284                 |
| 373                           | clothing: others  | -                 | 1.00          | 259  | 1539                 |
| 379                           | clothing: s.t. (360-373)  | -                 | 26.97         | 989  | 5830                 |
| 380                           | bed sheet, bed cover (no.)  | 0.01              | 0.61          | 266  | 1713                 |
| 381                           | rug, blanket (no.)  | -                 | 0.41          | 109  | 684                  |
| 389                           | bedding etc.: s.t. (380-387)  | -                 | 1.71          | 423  | 2662                 |
| 390                           | leather boots, shoes (pair)   | -                 | 0.69          | 157  | 1086                 |
| 391                           | leather sandals, chappals etc. (pair)                                   | 0.01              | 0.66          | 244  | 1507                 |
| 392                           | other leather footwear (pair)   | -                 | 0.41          | 153  | 871                  |
| 393                           | rubber / PVC footwear (pair)  | 0.05              | 1.75          | 805  | 4725                 |
| 394                           | other footwear (pair)   | 0.01              | 0.42          | 245  | 1518                 |
| 399                           | footwear: s.t. (390-394)  | -                 | 3.92          | 940  | 5552                 |
| 400                           | books, journals   | -                 | 2.07          | 462  | 2807                 |
| 403                           | stationery  | -                 | 1.14          | 476  | 2866                 |
| 404                           | tuition and other fees (school, college, etc.)                          | -                 | 1.15          | 262  | 1564                 |
| 405                           | private tutor/coaching centre   | -                 | 0.60          | 59   | 373                  |
| 406                           | other educational expenses  | -                 | 0.43          | 220  | 1420                 |
| 409                           | education: s.t. (400-406)   | -                 | 5.42          | 543  | 3312                 |
| 410                           | medicine  | -                 | 1.77          | 160  | 955                  |
| 419                           | medical - institutional: s.t. (410-414)                                 | -                 | 2.71          | 167  | 1014                 |
| 420                           | medicine  | -                 | 13.52         | 595  | 3383                 |
| 422                           | doctor's/surgeon's fee  | -                 | 1.26          | 196  | 1015                 |
| 429                           | medical - non-institutional: s.t. (420-424)                             | -                 | 15.34         | 610  | 3480                 |
| 430                           | cinema, theatre   | -                 | 0.69          | 107  | 543                  |
| 439                           | entertainment : s.t. (430-437)  | -                 | 1.43          | 174  | 937                  |
| 449                           | goods for personal care and effects: s.t. (440-446)                     | -                 | 0.71          | 135  | 881                  |
| 450                           | toilet soap   | -                 | 3.80          | 938  | 5492                 |
| 451                           | toothbrush, toothpaste etc.   | -                 | 1.46          | 531  | 3119                 |
| 452                           | powder, snow, cream   | -                 | 0.89          | 308  | 1793                 |
| 453                           | hair oil, lotion, shampoo, hair cream                                   | -                 | 2.71          | 882  | 5000                 |
| 455                           | shaving blades, shaving stick, razor                                    | -                 | 0.40          | 369  | 2252                 |
| 458                           | other toilet articles   | -                 | 0.50          | 220  | 1223                 |
| 459                           | toilet articles: s.t. (450-458)   | -                 | 9.94          | 988  | 5808                 |
| 460                           | electric bulb, tubelight  | -                 | 0.31          | 113  | 682                  |
| 463                           | earthenware   | -                 | 0.27          | 100  | 555                  |
| 467                           | washing soap/soda   | -                 | 4.61          | 957  | 5628                 |
| 468                           | other washing requisites  | -                 | 0.83          | 351  | 2049                 |
| 470                           | agarbati  | -                 | 0.84          | 590  | 3422                 |
| 471                           | flower(fresh) : all purposes  | -                 | 0.23          | 116  | 591                  |
| 473                           | other petty articles  | -                 | 0.61          | 237  | 1372                 |
| 479                           | sundry articles: s.t. (460-473)   | -                 | 8.24          | 990  | 5824                 |
| 482                           | barber, beautician etc.   | -                 | 2.32          | 777  | 4432                 |
| 483                           | washerman, laundry, ironing   | -                 | 0.38          | 106  | 555                  |

\* Unless otherwise specified

(Contd.)

NSS Report No. 461: Consumption of Some Important Commodities in India, 1999-2000

**Table 3R : Monthly per capita quantity and value of consumption for non-food items by MPCE class for all-India**

| all-India                     |  |                   |               | Rural                                      |                      |
|-------------------------------|--|-------------------|---------------|--|----------------------|
| item code                     | item   | quantity<br>(kg*) | value<br>(Rs) | no. of households<br>reporting consumption |                      |
|                               |  |                   |               | per 1000<br>households                     | sample<br>households |
| (1)                           | (2)  | (3)               | (4)           | (5)  | (6)                  |
| <b>MPCE class: Rs 380-420</b> |  |                   |               |  |                      |
| 484                           | tailor   | -                 | 1.65          | 110  | 675                  |
| 491                           | grinding charges   | -                 | 2.99          | 587  | 3068                 |
| 492                           | miscellaneous expenses   | -                 | 1.63          | 310  | 1810                 |
| 499                           | consumer services excluding conveyance: s.t. (480-494)         | -                 | 10.02         | 941  | 5419                 |
| 502                           | bus/tram fare  | -                 | 5.67          | 584  | 3441                 |
| 503                           | taxi, auto-rickshaw fare                                       | -                 | 0.55          | 90   | 559                  |
| 519                           | conveyance : s.t. (500-513)                                    | -                 | 7.25          | 664  | 3930                 |
| 541                           | other consumer taxes & cesses                                  | -                 | 0.25          | 233  | 1115                 |
| 549                           | consumer taxes and cesses: s.t. (540-541)                      | -                 | 0.44          | 251  | 1230                 |
| 580                           | stainless steel utensils                                       | -                 | 0.50          | 235  | 1295                 |
| 581                           | other metal utensils   | -                 | 0.25          | 110  | 659                  |
| 589                           | crocery & utensils: s.t. (580-583)                             | -                 | 0.81          | 336  | 1938                 |
| 610                           | bicycle  | -                 | 0.98          | 371  | 2102                 |
| 613                           | tyres & tubes  | -                 | 0.23          | 123  | 709                  |
| 619                           | personal transport equipment: s.t. (610-614)                   | -                 | 1.32          | 389  | 2214                 |
| 642                           | residential building & land (cost of repairs only)             | -                 | 2.68          | 377  | 2275                 |
| 649                           | residential building, land and other durables : s.t. (640-643) | -                 | 2.77          | 388  | 2347                 |
| 659                           | durable goods : total<br>(559+569+579+589+609+619+629+639+649) | -                 | 6.09          | 736  | 4289                 |
| 999                           | total non-food   | -                 | 145.00        | 1000                                       | 5895                 |
| <b>MPCE class: Rs 420-470</b> |  |                   |               |  |                      |
| 310                           | pan : leaf (no.)   | 5.06              | 0.70          | 140  | 1178                 |
| 311                           | pan : finished (no.)   | 1.13              | 0.85          | 88   | 745                  |
| 312                           | supari (gm)  | 10.98             | 0.92          | 146  | 1214                 |
| 313                           | lime (g m)   | 3.28              | 0.08          | 181  | 1361                 |
| 319                           | pan: s.t. (310-315)  | -                 | 2.71          | 302  | 2298                 |
| 320                           | bidi (no.)   | 41.99             | 5.35          | 407  | 2772                 |
| 321                           | cigarettes (no.)   | 0.67              | 0.54          | 32   | 281                  |
| 322                           | leaf tobacco   | 0.99              | 0.96          | 198  | 1319                 |
| 329                           | tobacco: s.t. (320-327)  | -                 | 7.66          | 660  | 4556                 |
| 331                           | toddy (litre)  | 0.12              | 0.64          | 30   | 204                  |
| 332                           | country liquor (litre)   | 0.20              | 1.89          | 89   | 685                  |
| 339                           | intoxicants: s.t. (330-335)                                    | -                 | 2.92          | 132  | 1089                 |
| 341                           | firewood and chips   | 18.23             | 17.36         | 899  | 6157                 |
| 342                           | electricity (std. unit)  | 3.86              | 5.03          | 447  | 3157                 |
| 343                           | dung cake  | -                 | 5.64          | 509  | 3029                 |
| 344                           | kerosene - P.D.S. (litre)                                      | 0.58              | 2.33          | 780  | 5214                 |
| 345                           | kerosene - other sources (litre)                               | 0.24              | 2.12          | 388  | 2597                 |
| 346                           | matches (box)  | 1.75              | 0.95          | 970  | 6576                 |
| 348                           | L.P.G.   | 0.05              | 0.61          | 23   | 183                  |
| 353                           | other fuel   | -                 | 0.80          | 79   | 448                  |
| 359                           | fuel and light: s.t. (340-353)                                 | -                 | 35.39         | 997  | 6772                 |

\* Unless otherwise specified

(Contd.)

NSS Report No. 461: Consumption of Some Important Commodities in India, 1999-2000

**Table 3R : Monthly per capita quantity and value of consumption for non-food items by MPCE class for all-India**

| all-India                     |   |                   |               | Rural                                      |                      |
|-------------------------------|---|-------------------|---------------|--|----------------------|
| item code                     | item  | quantity<br>(kg*) | value<br>(Rs) | no. of households<br>reporting consumption |                      |
|                               |   |                   |               | per 1000<br>households                     | sample<br>households |
| (1)                           | (2)   | (3)               | (4)           | (5)  | (6)                  |
| <b>MPCE class: Rs 420-470</b> |   |                   |               |  |                      |
| 360                           | dhoti (m)   | 0.07              | 1.43          | 430  | 2738                 |
| 361                           | sari (m)  | 0.20              | 6.12          | 846  | 5454                 |
| 362                           | cloth for shirt, pyjama, salwar etc.(m)                                 | 0.17              | 6.33          | 866  | 5662                 |
| 363                           | cloth for coat, trousers, overcoat etc. (m)                             | 0.04              | 3.20          | 538  | 3568                 |
| 364                           | chaddar, dupatta, shawl etc.(no.)                                       | 0.01              | 0.95          | 324  | 2346                 |
| 365                           | lungi (no.)   | 0.03              | 1.35          | 663  | 4318                 |
| 366                           | gamchha, towel, handkerchief (no.)                                      | 0.04              | 1.14          | 823  | 5432                 |
| 367                           | hosiery articles, stockings, under-garments etc.(no.)                   | 0.11              | 2.76          | 838  | 5644                 |
| 368                           | ready-made garments (no.)   | 0.05              | 3.93          | 672  | 4723                 |
| 371                           | knitted garments, sweater, pullover, cardigan, muffler, scarf etc.(no.) | 0.01              | 1.01          | 219  | 1621                 |
| 373                           | clothing: others  | -                 | 1.02          | 245  | 1792                 |
| 379                           | clothing: s.t. (360-373)  | -                 | 29.59         | 995  | 6744                 |
| 380                           | bed sheet, bed cover (no.)  | 0.01              | 0.69          | 286  | 2201                 |
| 381                           | rug, blanket (no.)  | -                 | 0.47          | 111  | 806                  |
| 382                           | pillow, quilt, mattress (no.)   | -                 | 0.54          | 98   | 678                  |
| 389                           | bedding etc.: s.t. (380-387)  | -                 | 2.04          | 437  | 3234                 |
| 390                           | leather boots, shoes (pair)   | 0.01              | 1.00          | 188  | 1479                 |
| 391                           | leather sandals, chappals etc. (pair)                                   | 0.01              | 0.76          | 272  | 1942                 |
| 392                           | other leather footwear (pair)   | 0.01              | 0.54          | 173  | 1111                 |
| 393                           | rubber / PVC footwear (pair)  | 0.06              | 1.93          | 803  | 5487                 |
| 394                           | other footwear (pair)   | 0.01              | 0.48          | 236  | 1750                 |
| 399                           | footwear: s.t. (390-394)  | -                 | 4.69          | 947  | 6459                 |
| 400                           | books, journals   | -                 | 2.56          | 472  | 3356                 |
| 403                           | stationery  | -                 | 1.39          | 471  | 3340                 |
| 404                           | tuition and other fees (school, college, etc.)                          | -                 | 1.60          | 284  | 1991                 |
| 405                           | private tutor/coaching centre   | -                 | 0.78          | 73   | 528                  |
| 406                           | other educational expenses  | -                 | 0.51          | 226  | 1705                 |
| 409                           | education: s.t. (400-406)   | -                 | 6.92          | 544  | 3898                 |
| 410                           | medicine  | -                 | 2.35          | 169  | 1145                 |
| 412                           | doctor's/surgeon's fee  | -                 | 0.40          | 102  | 591                  |
| 419                           | medical - institutional: s.t. (410-414)                                 | -                 | 3.56          | 177  | 1208                 |
| 420                           | medicine  | -                 | 15.22         | 606  | 4065                 |
| 422                           | doctor's/surgeon's fee  | -                 | 1.57          | 219  | 1284                 |
| 429                           | medical - non-institutional: s.t. (420-424)                             | -                 | 17.53         | 624  | 4186                 |
| 430                           | cinema, theatre   | -                 | 0.66          | 106  | 656                  |
| 439                           | entertainment : s.t. (430-437)  | -                 | 1.46          | 181  | 1156                 |
| 449                           | goods for personal care and effects: s.t. (440-446)                     | -                 | 0.99          | 148  | 1098                 |
| 450                           | toilet soap   | -                 | 4.13          | 943  | 6399                 |
| 451                           | toothbrush, toothpaste etc.   | -                 | 1.71          | 573  | 3936                 |
| 452                           | powder, snow, cream   | -                 | 0.98          | 315  | 2158                 |
| 453                           | hair oil, lotion, shampoo, hair cream                                   | -                 | 2.84          | 880  | 5786                 |
| 455                           | shaving blades, shaving stick, razor                                    | -                 | 0.49          | 389  | 2762                 |

\* Unless otherwise specified

(Contd.)

NSS Report No. 461: Consumption of Some Important Commodities in India, 1999-2000

**Table 3R : Monthly per capita quantity and value of consumption for non-food items by MPCE class for all-India**

| all-India                     |  |                   |               | Rural                                      |                      |
|-------------------------------|--|-------------------|---------------|--|----------------------|
| item code                     | item   | quantity<br>(kg*) | value<br>(Rs) | no. of households<br>reporting consumption |                      |
|                               |  |                   |               | per 1000<br>households                     | sample<br>households |
| (1)                           | (2)  | (3)               | (4)           | (5)  | (6)                  |
| <b>MPCE class: Rs 420-470</b> |  |                   |               |  |                      |
| 458                           | other toilet articles  | -                 | 0.57          | 236  | 1479                 |
| 459                           | toilet articles: s.t. (450-458)                                | -                 | 10.96         | 990  | 6719                 |
| 460                           | electric bulb, tubelight                                       | -                 | 0.38          | 134  | 988                  |
| 467                           | washing soap/soda  | -                 | 5.17          | 966  | 6511                 |
| 468                           | other washing requisites                                       | -                 | 0.89          | 367  | 2440                 |
| 470                           | agarbati   | -                 | 1.01          | 628  | 4145                 |
| 471                           | flower(fresh) : all purposes                                   | -                 | 0.29          | 127  | 719                  |
| 473                           | other petty articles   | -                 | 0.71          | 244  | 1554                 |
| 479                           | sundry articles: s.t. (460-473)                                | -                 | 9.44          | 992  | 6710                 |
| 482                           | barber, beautician etc.  | -                 | 2.58          | 781  | 5211                 |
| 483                           | washerman, laundry, ironing                                    | -                 | 0.41          | 105  | 666                  |
| 484                           | tailor   | -                 | 2.15          | 130  | 912                  |
| 487                           | postage & telegram   | -                 | 0.13          | 106  | 735                  |
| 491                           | grinding charges   | -                 | 3.33          | 611  | 3651                 |
| 492                           | miscellaneous expenses   | -                 | 1.95          | 325  | 2128                 |
| 494                           | other consumer services excluding conveyance                   | -                 | 0.40          | 109  | 706                  |
| 499                           | consumer services excluding conveyance: s.t. (480-494)         | -                 | 11.92         | 953  | 6356                 |
| 502                           | bus/tram fare  | -                 | 7.36          | 624  | 4248                 |
| 503                           | taxi, auto-rickshaw fare                                       | -                 | 0.72          | 98   | 733                  |
| 508                           | petrol   | -                 | 0.51          | 13   | 144                  |
| 519                           | conveyance : s.t. (500-513)                                    | -                 | 9.36          | 709  | 4847                 |
| 520                           | house rent, garage rent (actual)                               | -                 | 0.67          | 21   | 120                  |
| 529                           | rent: s.t. (520-522)   | -                 | 0.75          | 54   | 381                  |
| 541                           | other consumer taxes & cesses                                  | -                 | 0.31          | 256  | 1458                 |
| 549                           | consumer taxes and cesses: s.t. (540-541)                      | -                 | 0.54          | 277  | 1608                 |
| 579                           | jewellery and ornaments: s.t. (570-573)                        | -                 | 0.64          | 62   | 473                  |
| 580                           | stainless steel utensils                                       | -                 | 0.55          | 244  | 1585                 |
| 581                           | other metal utensils   | -                 | 0.22          | 102  | 732                  |
| 589                           | crockery & utensils: s.t. (580-583)                            | -                 | 0.85          | 340  | 2282                 |
| 609                           | cooking and household appliances: s.t. (590-600)               | -                 | 0.19          | 108  | 750                  |
| 610                           | bicycle  | -                 | 0.97          | 357  | 2341                 |
| 613                           | tyres & tubes  | -                 | 0.22          | 113  | 773                  |
| 619                           | personal transport equipment: s.t. (610-614)                   | -                 | 1.41          | 380  | 2514                 |
| 642                           | residential building & land (cost of repairs only)             | -                 | 3.20          | 380  | 2570                 |
| 649                           | residential building, land and other durables : s.t. (640-643) | -                 | 3.31          | 391  | 2671                 |
| 659                           | durable goods : total<br>(559+569+579+589+609+619+629+639+649) | -                 | 7.06          | 740  | 4963                 |
| 999                           | total non-food   | -                 | 165.00        | 1000                                       | 6783                 |
| <b>MPCE class: Rs 470-525</b> |  |                   |               |  |                      |
| 310                           | pan : leaf (no.)   | 5.87              | 0.82          | 140  | 1147                 |
| 311                           | pan : finished (no.)   | 1.13              | 0.87          | 79   | 707                  |
| 312                           | supari (gm)  | 12.49             | 1.12          | 156  | 1237                 |

\* Unless otherwise specified

(Contd.)

NSS Report No. 461: Consumption of Some Important Commodities in India, 1999-2000



**Table 3R : Monthly per capita quantity and value of consumption for non-food items by MPCE class for all-India**

| <b>all-India</b>              |  |                   |               | <b>Rural</b>                               |                      |
|-------------------------------|--|-------------------|---------------|--|----------------------|
| item code                     | item   | quantity<br>(kg*) | value<br>(Rs) | no. of households<br>reporting consumption |                      |
|                               |  |                   |               | per 1000<br>households                     | sample<br>households |
| (1)                           | (2)  | (3)               | (4)           | (5)  | (6)                  |
| <b>MPCE class: Rs 470-525</b> |  |                   |               |  |                      |
| 313                           | lime (gm)  | 3.49              | 0.09          | 178  | 1318                 |
| 319                           | pan: s.t. (310-315)  | -                 | 3.17          | 291  | 2199                 |
| 320                           | bidi (no.)   | 43.08             | 5.52          | 391  | 2605                 |
| 321                           | cigarettes (no.)   | 0.89              | 0.78          | 37   | 330                  |
| 322                           | leaf tobacco   | 0.71              | 0.82          | 165  | 1122                 |
| 329                           | tobacco: s.t. (320-327)  | -                 | 8.09          | 627  | 4263                 |
| 331                           | toddy (litre)  | 0.10              | 0.69          | 31   | 192                  |
| 332                           | country liquor (litre)   | 0.44              | 2.26          | 88   | 649                  |
| 339                           | intoxicants: s.t. (330-335)  | -                 | 3.57          | 136  | 1047                 |
| 341                           | firewood and chips   | 19.41             | 18.58         | 887  | 5984                 |
| 342                           | electricity (std. unit)  | 4.85              | 6.43          | 500  | 3485                 |
| 343                           | dung cake  | -                 | 5.88          | 485  | 2945                 |
| 344                           | kerosene - P.D.S. (litre)  | 0.62              | 2.47          | 770  | 5076                 |
| 345                           | kerosene - other sources (litre)   | 0.27              | 2.39          | 383  | 2444                 |
| 346                           | matches (box)  | 1.87              | 0.98          | 955  | 6384                 |
| 348                           | L.P.G.   | 0.07              | 0.87          | 32   | 251                  |
| 353                           | other fuel   | -                 | 0.65          | 64   | 396                  |
| 359                           | fuel and light: s.t. (340-353)   | -                 | 38.74         | 995  | 6620                 |
| 360                           | dhoti (m)  | 0.07              | 1.58          | 418  | 2639                 |
| 361                           | sari (m)   | 0.21              | 6.51          | 822  | 5136                 |
| 362                           | cloth for shirt, pyjama, salwar etc.(m)                                  | 0.17              | 6.99          | 876  | 5627                 |
| 363                           | cloth for coat, trousers, overcoat etc. (m)                              | 0.04              | 3.64          | 561  | 3654                 |
| 364                           | chaddar, dupatta, shawl etc.(no.)  | 0.01              | 1.02          | 332  | 2371                 |
| 365                           | lungi (no.)  | 0.02              | 1.32          | 622  | 3993                 |
| 366                           | gamchha, towel, handkerchief (no.)                                       | 0.04              | 1.17          | 808  | 5266                 |
| 367                           | hosiery articles, stockings, under-garments etc.(no.)                    | 0.11              | 2.99          | 852  | 5608                 |
| 368                           | ready-made garments (no.)  | 0.05              | 4.31          | 662  | 4580                 |
| 371                           | knitted garments, swea-ter, pullover, cardigan, muffler, scarf etc.(no.) | 0.01              | 1.24          | 236  | 1718                 |
| 373                           | clothing: others   | -                 | 1.31          | 259  | 1812                 |
| 379                           | clothing: s.t. (360-373)   | -                 | 32.42         | 995  | 6600                 |
| 380                           | bed sheet, bed cover (no.)   | 0.01              | 0.83          | 305  | 2230                 |
| 381                           | rug, blanket (no.)   | -                 | 0.50          | 115  | 830                  |
| 382                           | pillow, quilt, mattress (no.)  | -                 | 0.61          | 98   | 703                  |
| 389                           | bedding etc.: s.t. (380-387)   | -                 | 2.31          | 464  | 3287                 |
| 390                           | leather boots, shoes (pair)  | 0.01              | 1.25          | 222  | 1728                 |
| 391                           | leather sandals, chappals etc. (pair)                                    | 0.01              | 0.95          | 300  | 2090                 |
| 392                           | other leather footwear (pair)  | 0.01              | 0.55          | 169  | 1138                 |
| 393                           | rubber / PVC footwear (pair)   | 0.05              | 2.05          | 813  | 5428                 |
| 394                           | other footwear (pair)  | 0.01              | 0.59          | 256  | 1839                 |
| 399                           | footwear: s.t. (390-394)   | -                 | 5.39          | 950  | 6351                 |
| 400                           | books, journals  | -                 | 2.88          | 462  | 3291                 |
| 403                           | stationery   | -                 | 1.55          | 463  | 3283                 |

\* Unless otherwise specified

(Contd.)

NSS Report No. 461: Consumption of Some Important Commodities in India, 1999-2000

**Table 3R : Monthly per capita quantity and value of consumption for non-food items by MPCE class for all-India**

| all-India                     |  |                   |               | Rural                                      |                      |
|-------------------------------|--|-------------------|---------------|--|----------------------|
| item code                     | item   | quantity<br>(kg*) | value<br>(Rs) | no. of households<br>reporting consumption |                      |
|                               |  |                   |               | per 1000<br>households                     | sample<br>households |
| (1)                           | (2)  | (3)               | (4)           | (5)  | (6)                  |
| <b>MPCE class: Rs 470-525</b> |  |                   |               |  |                      |
| 404                           | tuition and other fees (school, college, etc.)         | -                 | 1.97          | 279  | 2000                 |
| 405                           | private tutor/coaching centre                          | -                 | 1.23          | 77   | 579                  |
| 406                           | other educational expenses                             | -                 | 0.53          | 208  | 1632                 |
| 409                           | education: s.t. (400-406)                              | -                 | 8.25          | 534  | 3813                 |
| 410                           | medicine   | -                 | 3.08          | 177  | 1150                 |
| 412                           | doctor's/surgeon's fee                                 | -                 | 0.57          | 108  | 641                  |
| 413                           | hospital & nursing home charges                        | -                 | 0.69          | 46   | 283                  |
| 419                           | medical - institutional: s.t. (410-414)                | -                 | 4.93          | 184  | 1208                 |
| 420                           | medicine   | -                 | 18.86         | 630  | 4085                 |
| 422                           | doctor's/surgeon's fee                                 | -                 | 1.82          | 222  | 1311                 |
| 424                           | other medical expenses                                 | -                 | 0.58          | 38   | 266                  |
| 429                           | medical - non-institutional: s.t. (420-424)            | -                 | 21.58         | 646  | 4197                 |
| 430                           | cinema, theatre  | -                 | 0.73          | 106  | 673                  |
| 439                           | entertainment : s.t. (430-437)                         | -                 | 1.68          | 178  | 1197                 |
| 449                           | goods for personal care and effects: s.t. (440-446)    | -                 | 1.32          | 162  | 1180                 |
| 450                           | toilet soap  | -                 | 4.67          | 949  | 6285                 |
| 451                           | toothbrush, toothpaste etc.                            | -                 | 2.04          | 595  | 4046                 |
| 452                           | powder, snow, cream                                    | -                 | 1.09          | 314  | 2234                 |
| 453                           | hair oil, lotion, shampoo, hair cream                  | -                 | 3.10          | 870  | 5640                 |
| 455                           | shaving blades, shaving stick, razor                   | -                 | 0.54          | 394  | 2768                 |
| 458                           | other toilet articles                                  | -                 | 0.63          | 226  | 1478                 |
| 459                           | toilet articles: s.t. (450-458)                        | -                 | 12.31         | 991  | 6567                 |
| 460                           | electric bulb, tubelight                               | -                 | 0.49          | 154  | 1102                 |
| 467                           | washing soap/soda                                      | -                 | 5.71          | 964  | 6364                 |
| 468                           | other washing requisites                               | -                 | 1.02          | 371  | 2525                 |
| 470                           | agarbati   | -                 | 1.15          | 645  | 4150                 |
| 471                           | flower(fresh) : all purposes                           | -                 | 0.33          | 136  | 776                  |
| 473                           | other petty articles                                   | -                 | 0.82          | 245  | 1632                 |
| 479                           | sundry articles: s.t. (460-473)                        | -                 | 10.60         | 992  | 6564                 |
| 482                           | barber, beautician etc.                                | -                 | 2.80          | 770  | 5019                 |
| 483                           | washerman, laundry, ironing                            | -                 | 0.48          | 111  | 704                  |
| 484                           | tailor   | -                 | 2.78          | 133  | 980                  |
| 487                           | postage & telegram                                     | -                 | 0.17          | 108  | 794                  |
| 491                           | grinding charges                                       | -                 | 3.49          | 622  | 3683                 |
| 492                           | miscellaneous expenses                                 | -                 | 2.20          | 313  | 2087                 |
| 493                           | pet animals (incl. birds, fish)                        | -                 | 0.50          | 23   | 231                  |
| 494                           | other consumer services excluding conveyance           | -                 | 0.46          | 111  | 721                  |
| 499                           | consumer services excluding conveyance: s.t. (480-494) | -                 | 13.82         | 950  | 6210                 |
| 502                           | bus/tram fare  | -                 | 9.03          | 658  | 4335                 |
| 503                           | taxi, auto-rickshaw fare                               | -                 | 0.82          | 99   | 743                  |
| 508                           | petrol   | -                 | 0.92          | 20   | 203                  |
| 519                           | conveyance : s.t. (500-513)                            | -                 | 11.72         | 734  | 4917                 |
| 520                           | house rent, garage rent (actual)                       | -                 | 0.84          | 20   | 118                  |

\* Unless otherwise specified

(Contd.)

NSS Report No. 461: Consumption of Some Important Commodities in India, 1999-2000

**Table 3R : Monthly per capita quantity and value of consumption for non-food items by MPCE class for all-India**

| all-India                     |  |                   |               | Rural                                      |                      |
|-------------------------------|--|-------------------|---------------|--|----------------------|
| item code                     | item   | quantity<br>(kg*) | value<br>(Rs) | no. of households<br>reporting consumption |                      |
|                               |  |                   |               | per 1000<br>households                     | sample<br>households |
| (1)                           | (2)  | (3)               | (4)           | (5)  | (6)                  |
| <b>MPCE class: Rs 470-525</b> |  |                   |               |  |                      |
| 529                           | rent: s.t. (520-522)   | -                 | 0.93          | 52   | 342                  |
| 541                           | other consumer taxes & cesses                                  | -                 | 0.45          | 272  | 1521                 |
| 549                           | consumer taxes and cesses: s.t. (540-541)                      | -                 | 0.83          | 306  | 1723                 |
| 569                           | goods for recreation: s.t.(560-568)                            | -                 | 0.52          | 77   | 579                  |
| 570                           | gold ornaments   | -                 | 0.66          | 16   | 96                   |
| 579                           | jewellery and ornaments: s.t. (570-573)                        | -                 | 1.12          | 67   | 504                  |
| 580                           | stainless steel utensils                                       | -                 | 0.61          | 231  | 1516                 |
| 581                           | other metal utensils   | -                 | 0.27          | 104  | 696                  |
| 589                           | crocery & utensils: s.t. (580-583)                             | -                 | 0.98          | 334  | 2242                 |
| 609                           | cooking and household appliances: s.t. (590-600)               | -                 | 0.30          | 115  | 822                  |
| 610                           | bicycle  | -                 | 1.08          | 378  | 2393                 |
| 613                           | tyres & tubes  | -                 | 0.28          | 122  | 796                  |
| 619                           | personal transport equipment: s.t. (610-614)                   | -                 | 1.70          | 410  | 2621                 |
| 642                           | residential building & land (cost of repairs only)             | -                 | 3.32          | 359  | 2375                 |
| 649                           | residential building, land and other durables : s.t. (640-643) | -                 | 3.44          | 373  | 2486                 |
| 659                           | durable goods : total<br>(559+569+579+589+609+619+629+639+649) | -                 | 8.61          | 748  | 4901                 |
| 999                           | total non-food   | -                 | 190.00        | 1000                                       | 6635                 |
| <b>MPCE class: Rs 525-615</b> |  |                   |               |  |                      |
| 310                           | pan : leaf (no.)   | 6.58              | 0.92          | 136  | 1435                 |
| 311                           | pan : finished (no.)   | 0.94              | 0.96          | 83   | 916                  |
| 312                           | supari (gm)  | 11.81             | 1.20          | 144  | 1489                 |
| 313                           | lime (gm)  | 4.09              | 0.10          | 165  | 1562                 |
| 319                           | pan: s.t. (310-315)  | -                 | 3.47          | 278  | 2667                 |
| 320                           | bidi (no.)   | 45.80             | 6.09          | 385  | 3159                 |
| 321                           | cigarettes (no.)   | 1.11              | 0.96          | 44   | 500                  |
| 322                           | leaf tobacco   | 1.05              | 0.89          | 144  | 1287                 |
| 329                           | tobacco: s.t. (320-327)  | -                 | 9.02          | 601  | 5110                 |
| 331                           | toddy (litre)  | 0.11              | 0.76          | 25   | 217                  |
| 332                           | country liquor (litre)   | 0.42              | 2.72          | 90   | 877                  |
| 339                           | intoxicants: s.t. (330-335)                                    | -                 | 4.23          | 131  | 1353                 |
| 341                           | firewood and chips   | 20.01             | 19.67         | 875  | 7346                 |
| 342                           | electricity (s td. unit)                                       | 5.71              | 7.87          | 544  | 4779                 |
| 343                           | dung cake  | -                 | 6.54          | 479  | 3498                 |
| 344                           | kerosene - P.D.S. (litre)                                      | 0.69              | 2.75          | 784  | 6316                 |
| 345                           | kerosene - other sources (litre)                               | 0.30              | 2.66          | 367  | 2945                 |
| 346                           | matches (box)  | 2.05              | 1.08          | 958  | 7927                 |
| 348                           | L.P.G.   | 0.14              | 1.71          | 55   | 570                  |
| 351                           | candle (no.)   | 0.16              | 0.18          | 117  | 1194                 |
| 353                           | other fuel   | -                 | 0.74          | 64   | 468                  |
| 359                           | fuel and light: s.t. (340-353)                                 | -                 | 43.65         | 996  | 8237                 |
| 360                           | dhoti (m)  | 0.07              | 1.69          | 399  | 3087                 |
| 361                           | sari (m)   | 0.22              | 7.37          | 800  | 6061                 |

\* Unless otherwise specified

(Contd.)

NSS Report No. 461: Consumption of Some Important Commodities in India, 1999-2000

**Table 3R : Monthly per capita quantity and value of consumption for non-food items by MPCE class for all-India**

| all-India                     |   |                   |               | Rural                                      |                      |
|-------------------------------|---|-------------------|---------------|--|----------------------|
| item code                     | item  | quantity<br>(kg*) | value<br>(Rs) | no. of households<br>reporting consumption |                      |
|                               |   |                   |               | per 1000<br>households                     | sample<br>households |
| (1)                           | (2)   | (3)               | (4)           | (5)  | (6)                  |
| <b>MPCE class: Rs 525-615</b> |   |                   |               |  |                      |
| 362                           | cloth for shirt, pyjama, salwar etc.(m)                                     | 0.20              | 8.06          | 875  | 7050                 |
| 363                           | cloth for coat, trousers, overcoat etc. (m)                                 | 0.05              | 4.12          | 560  | 4590                 |
| 364                           | chaddar, dupatta, shawl etc.(no.)   | 0.02              | 1.19          | 342  | 3098                 |
| 365                           | lungi (no.)   | 0.03              | 1.44          | 625  | 4860                 |
| 366                           | gamchha, towel, handkerchief (no.)  | 0.05              | 1.34          | 823  | 6586                 |
| 367                           | hosiery articles, stockings, under-garments etc.(no.)                       | 0.13              | 3.38          | 841  | 6909                 |
| 368                           | ready-made garments (no.)   | 0.05              | 4.66          | 646  | 5609                 |
| 371                           | knitted garments, swea-ter, pullover, cardigan,<br>muffler, scarf etc.(no.) | 0.01              | 1.39          | 231  | 2251                 |
| 373                           | clothing: others  | -                 | 1.36          | 263  | 2327                 |
| 379                           | clothing: s.t. (360-373)  | -                 | 36.44         | 994  | 8203                 |
| 380                           | bed sheet, bed cover (no.)  | 0.01              | 1.00          | 328  | 3039                 |
| 381                           | rug, blanket (no.)  | -                 | 0.59          | 114  | 1069                 |
| 382                           | pillow, quilt, mattress (no.)   | -                 | 0.72          | 106  | 977                  |
| 389                           | bedding etc.: s.t. (380-387)  | -                 | 2.77          | 480  | 4336                 |
| 390                           | leather boots, shoes (pair)   | 0.01              | 1.54          | 250  | 2506                 |
| 391                           | leather sandals, chappals etc. (pair)                                       | 0.01              | 1.20          | 342  | 3089                 |
| 392                           | other leather footwear (pair)   | 0.01              | 0.68          | 182  | 1489                 |
| 393                           | rubber / PVC footwear (pair)  | 0.06              | 2.26          | 822  | 6813                 |
| 394                           | other footwear (pair)   | 0.01              | 0.63          | 244  | 2196                 |
| 399                           | footwear: s.t. (390-394)  | -                 | 6.30          | 955  | 7950                 |
| 400                           | books, journals   | -                 | 3.50          | 470  | 4201                 |
| 403                           | stationery  | -                 | 1.88          | 467  | 4164                 |
| 404                           | tuition and other fees (school, college, etc.)                              | -                 | 2.92          | 304  | 2705                 |
| 405                           | private tutor/coaching centre   | -                 | 1.47          | 90   | 811                  |
| 406                           | other educational expenses  | -                 | 0.78          | 220  | 2157                 |
| 409                           | education: s.t. (400-406)   | -                 | 10.74         | 534  | 4823                 |
| 410                           | medicine  | -                 | 4.56          | 194  | 1631                 |
| 412                           | doctor's/surgeon's fee  | -                 | 0.81          | 121  | 901                  |
| 413                           | hospital & nursing home charges   | -                 | 1.10          | 56   | 428                  |
| 419                           | medical - institutional: s.t. (410-414)                                     | -                 | 7.35          | 203  | 1721                 |
| 420                           | medicine  | -                 | 22.14         | 649  | 5150                 |
| 422                           | doctor's/surgeon's fee  | -                 | 2.49          | 240  | 1665                 |
| 424                           | other medical expenses  | -                 | 0.68          | 38   | 336                  |
| 429                           | medical - non-institutional: s.t. (420-424)                                 | -                 | 25.76         | 665  | 5286                 |
| 430                           | cinema, theatre   | -                 | 0.90          | 118  | 912                  |
| 431                           | mela, fair, picnic  | -                 | 0.51          | 33   | 265                  |
| 437                           | other entertainment   | -                 | 0.53          | 46   | 409                  |
| 439                           | entertainment : s.t. (430-437)  | -                 | 2.20          | 196  | 1626                 |
| 444                           | umbrella, raincoat  | -                 | 0.54          | 25   | 253                  |
| 449                           | goods for personal care and effects: s.t. (440-446)                         | -                 | 1.64          | 172  | 1647                 |
| 450                           | toilet soap   | -                 | 5.23          | 958  | 7883                 |
| 451                           | toothbrush, toothpaste etc.   | -                 | 2.46          | 651  | 5564                 |

\* Unless otherwise specified

(Contd.)

NSS Report No. 461: Consumption of Some Important Commodities in India, 1999-2000

**Table 3R : Monthly per capita quantity and value of consumption for non-food items by MPCE class for all-India**

| all-India                     |  |                   |               | Rural                                      |                      |
|-------------------------------|--|-------------------|---------------|--|----------------------|
| item code                     | item   | quantity<br>(kg*) | value<br>(Rs) | no. of households<br>reporting consumption |                      |
|                               |  |                   |               | per 1000<br>households                     | sample<br>households |
| (1)                           | (2)  | (3)               | (4)           | (5)  | (6)                  |
| <b>MPCE class: Rs 525-615</b> |  |                   |               |  |                      |
| 452                           | powder, snow, cream                                    | -                 | 1.41          | 348  | 2989                 |
| 453                           | hair oil, lotion, shampoo, hair cream                  | -                 | 3.39          | 876  | 7018                 |
| 455                           | shaving blades, shaving stick, razor                   | -                 | 0.65          | 420  | 3649                 |
| 456                           | shaving cream  | -                 | 0.18          | 100  | 893                  |
| 458                           | other toilet articles                                  | -                 | 0.74          | 236  | 1856                 |
| 459                           | toilet articles: s.t. (450-458)                        | -                 | 14.20         | 992  | 8168                 |
| 460                           | electric bulb, tubelight                               | -                 | 0.62          | 173  | 1543                 |
| 467                           | washing soap/soda                                      | -                 | 6.34          | 961  | 7891                 |
| 468                           | other washing requisites                               | -                 | 1.16          | 387  | 3272                 |
| 470                           | agarbati   | -                 | 1.35          | 661  | 5275                 |
| 471                           | flower(fresh) : all purposes                           | -                 | 0.38          | 138  | 932                  |
| 473                           | other petty articles                                   | -                 | 0.88          | 248  | 2016                 |
| 479                           | sundry articles: s.t. (460-473)                        | -                 | 11.97         | 992  | 8162                 |
| 482                           | barber, beautician etc.                                | -                 | 3.10          | 777  | 6236                 |
| 483                           | washerman, laundry, ironing                            | -                 | 0.62          | 120  | 927                  |
| 484                           | tailor   | -                 | 3.32          | 140  | 1297                 |
| 487                           | postage & telegram                                     | -                 | 0.23          | 141  | 1202                 |
| 491                           | grinding charges                                       | -                 | 3.70          | 616  | 4467                 |
| 492                           | miscellaneous expenses                                 | -                 | 2.32          | 324  | 2623                 |
| 493                           | pet animals (incl. birds, fish)                        | -                 | 0.79          | 30   | 317                  |
| 494                           | other consumer services excluding conveyance           | -                 | 0.48          | 112  | 891                  |
| 499                           | consumer services excluding conveyance: s.t. (480-494) | -                 | 15.91         | 953  | 7709                 |
| 501                           | railway fare   | -                 | 0.61          | 32   | 238                  |
| 502                           | bus/tram fare  | -                 | 11.02         | 688  | 5626                 |
| 503                           | taxi, auto-rickshaw fare                               | -                 | 1.14          | 114  | 1064                 |
| 508                           | petrol   | -                 | 1.94          | 35   | 433                  |
| 519                           | conveyance : s.t. (500-513)                            | -                 | 15.74         | 773  | 6412                 |
| 520                           | house rent, garage rent (actual)                       | -                 | 1.38          | 33   | 242                  |
| 529                           | rent: s.t. (520-522)                                   | -                 | 1.58          | 59   | 475                  |
| 540                           | water charges  | -                 | 0.44          | 110  | 744                  |
| 541                           | other consumer taxes & cesses                          | -                 | 0.47          | 281  | 1884                 |
| 549                           | consumer taxes and cesses: s.t. (540-541)              | -                 | 0.91          | 318  | 2171                 |
| 559                           | furniture & fixtures: s.t. (550-557)                   | -                 | 0.56          | 87   | 786                  |
| 562                           | television   | -                 | 0.55          | 28   | 240                  |
| 569                           | goods for recreation: s.t.(560-568)                    | -                 | 0.85          | 98   | 894                  |
| 570                           | gold ornaments   | -                 | 1.00          | 23   | 206                  |
| 571                           | silver ornaments                                       | -                 | 0.61          | 44   | 333                  |
| 579                           | jewellery and ornaments: s.t. (570-573)                | -                 | 1.68          | 81   | 766                  |
| 580                           | stainless steel utensils                               | -                 | 0.73          | 248  | 1968                 |
| 581                           | other metal utensils                                   | -                 | 0.35          | 104  | 865                  |
| 589                           | crockerly & utensils: s.t. (580-583)                   | -                 | 1.21          | 343  | 2820                 |
| 609                           | cooking and household appliances: s.t. (590-600)       | -                 | 0.36          | 137  | 1226                 |
| 610                           | bicycle  | -                 | 1.20          | 384  | 2937                 |

\* Unless otherwise specified

(Contd.)

NSS Report No. 461: Consumption of Some Important Commodities in India, 1999-2000

**Table 3R : Monthly per capita quantity and value of consumption for non-food items by MPCE class for all-India**

| all-India                     |   |                   |               | Rural                                      |                      |
|-------------------------------|---|-------------------|---------------|--|----------------------|
| item code                     | item  | quantity<br>(kg*) | value<br>(Rs) | no. of households<br>reporting consumption |                      |
|                               |   |                   |               | per 1000<br>households                     | sample<br>households |
| (1)                           | (2)   | (3)               | (4)           | (5)  | (6)                  |
| <b>MPCE class: Rs 525-615</b> |   |                   |               |  |                      |
| 611                           | motor cycle, scooter  | -                 | 0.54          | 36   | 416                  |
| 613                           | tyres & tubes   | -                 | 0.30          | 123  | 991                  |
| 619                           | personal transport equipment: s.t. (610-614)                            | -                 | 2.14          | 425  | 3319                 |
| 642                           | residential building & land (cost of repairs only)                      | -                 | 3.70          | 351  | 2940                 |
| 649                           | residential building, land and other durables : s.t. (640-643)          | -                 | 3.88          | 370  | 3105                 |
| 659                           | durable goods : total<br>(559+569+579+589+609+619+629+639+649)          | -                 | 10.82         | 759  | 6189                 |
| 999                           | total non-food  | -                 | 225.00        | 1000                                       | 8253                 |
| <b>MPCE class: Rs 615-775</b> |   |                   |               |  |                      |
| 310                           | pan : leaf (no.)  | 7.26              | 0.98          | 126  | 1420                 |
| 311                           | pan : finished (no.)  | 1.30              | 1.11          | 76   | 1038                 |
| 312                           | supari (gm)   | 11.77             | 1.26          | 130  | 1439                 |
| 313                           | lime (gm)   | 3.21              | 0.08          | 139  | 1474                 |
| 319                           | pan: s.t. (310-315)   | -                 | 3.71          | 247  | 2701                 |
| 320                           | bidi (no.)  | 47.04             | 6.33          | 351  | 3172                 |
| 321                           | cigarettes (no.)  | 1.86              | 1.66          | 61   | 777                  |
| 322                           | leaf tobacco  | 0.67              | 0.80          | 125  | 1220                 |
| 329                           | tobacco: s.t. (320-327)   | -                 | 10.03         | 566  | 5428                 |
| 331                           | toddy (litre)   | 0.07              | 0.75          | 21   | 204                  |
| 332                           | country liquor (litre)  | 0.46              | 3.25          | 87   | 885                  |
| 334                           | foreign liquor or refined liquor (litre)                                | 0.04              | 0.92          | 14   | 224                  |
| 339                           | intoxicants: s.t. (330-335)   | -                 | 5.44          | 128  | 1448                 |
| 341                           | firewood and chips  | 21.30             | 20.78         | 844  | 8026                 |
| 342                           | electricity (std. unit)   | 7.72              | 10.81         | 630  | 6344                 |
| 343                           | dung cake   | -                 | 7.23          | 450  | 3781                 |
| 344                           | kerosene - P.D.S. (litre)   | 0.72              | 2.87          | 754  | 6959                 |
| 345                           | kerosene - other sources (litre)  | 0.34              | 3.14          | 350  | 3199                 |
| 346                           | matches (box)   | 2.19              | 1.21          | 953  | 8973                 |
| 348                           | L.P.G.  | 0.27              | 3.43          | 108  | 1244                 |
| 351                           | candle (no.)  | 0.24              | 0.27          | 154  | 1824                 |
| 353                           | other fuel  | -                 | 0.60          | 59   | 540                  |
| 359                           | fuel and light: s.t. (340-353)  | -                 | 50.85         | 997  | 9363                 |
| 360                           | dhoti (m)   | 0.07              | 1.72          | 373  | 3200                 |
| 361                           | sari (m)  | 0.22              | 7.81          | 754  | 6385                 |
| 362                           | cloth for shirt, pyjama, salwar etc.(m)                                 | 0.22              | 9.59          | 890  | 8177                 |
| 363                           | cloth for coat, trousers, overcoat etc. (m)                             | 0.05              | 5.07          | 577  | 5358                 |
| 364                           | chaddar, dupatta, shawl etc.(no.)                                       | 0.02              | 1.59          | 378  | 3760                 |
| 365                           | lungi (no.)   | 0.03              | 1.46          | 575  | 5045                 |
| 366                           | gamchha, towel, handkerchief (no.)                                      | 0.06              | 1.56          | 824  | 7437                 |
| 367                           | hosiery articles, stockings, under-garments etc.(no.)                   | 0.14              | 3.79          | 848  | 7813                 |
| 368                           | ready-made garments (no.)   | 0.05              | 5.47          | 625  | 6208                 |
| 371                           | knitted garments, sweater, pullover, cardigan, muffler, scarf etc.(no.) | 0.03              | 1.98          | 272  | 2945                 |

\* Unless otherwise specified

(Contd.)

**Table 3R : Monthly per capita quantity and value of consumption for non-food items by MPCE class for all-India**

| all-India                     |   |                   |               | Rural                                      |                      |
|-------------------------------|---|-------------------|---------------|--|----------------------|
| item code                     | item  | quantity<br>(kg*) | value<br>(Rs) | no. of households<br>reporting consumption |                      |
|                               |   |                   |               | per 1000<br>households                     | sample<br>households |
| (1)                           | (2)   | (3)               | (4)           | (5)  | (6)                  |
| <b>MPCE class: Rs 615-775</b> |   |                   |               |  |                      |
| 373                           | clothing: others                                    | -                 | 1.62          | 266  | 2728                 |
| 379                           | clothing: s.t. (360-373)                            | -                 | 42.25         | 993  | 9311                 |
| 380                           | bed sheet, bed cover (no.)                          | 0.01              | 1.37          | 376  | 3849                 |
| 381                           | rug, blanket (no.)                                  | -                 | 0.78          | 129  | 1399                 |
| 382                           | pillow, quilt, mattress (no.)                       | 0.01              | 1.03          | 128  | 1300                 |
| 389                           | bedding etc.: s.t. (380-387)                        | -                 | 3.79          | 529  | 5327                 |
| 390                           | leather boots, shoes (pair)                         | 0.01              | 2.32          | 314  | 3534                 |
| 391                           | leather sandals, chappals etc. (pair)               | 0.01              | 1.58          | 396  | 4065                 |
| 392                           | other leather footwear (pair)                       | 0.01              | 0.84          | 202  | 1899                 |
| 393                           | rubber / PVC footwear (pair)                        | 0.06              | 2.49          | 811  | 7632                 |
| 394                           | other footwear (pair)                               | 0.01              | 0.76          | 254  | 2654                 |
| 399                           | footwear: s.t. (390-394)                            | -                 | 8.00          | 959  | 9092                 |
| 400                           | books, journals                                     | -                 | 4.80          | 482  | 4958                 |
| 403                           | stationery  | -                 | 2.48          | 465  | 4815                 |
| 404                           | tuition and other fees (school, college, etc.)      | -                 | 4.47          | 341  | 3442                 |
| 405                           | private tutor/coaching centre                       | -                 | 2.15          | 103  | 1137                 |
| 406                           | other educational expenses                          | -                 | 1.21          | 230  | 2545                 |
| 409                           | education: s.t. (400-406)                           | -                 | 15.55         | 544  | 5633                 |
| 410                           | medicine  | -                 | 6.20          | 204  | 1990                 |
| 411                           | X-ray, ECG, pathological test etc.                  | -                 | 0.74          | 61   | 538                  |
| 412                           | doctor's/surgeon's fee                              | -                 | 1.43          | 137  | 1159                 |
| 413                           | hospital & nursing home charges                     | -                 | 1.95          | 77   | 637                  |
| 414                           | other medical expenses                              | -                 | 0.86          | 61   | 612                  |
| 419                           | medical - institutional: s.t. (410-414)             | -                 | 11.17         | 214  | 2102                 |
| 420                           | medicine  | -                 | 31.88         | 674  | 6158                 |
| 421                           | X-ray, ECG, pathological test etc.                  | -                 | 0.95          | 25   | 214                  |
| 422                           | doctor's/surgeon's fee                              | -                 | 3.40          | 254  | 2076                 |
| 424                           | other medical expenses                              | -                 | 1.15          | 42   | 418                  |
| 429                           | medical - non-institutional: s.t. (420-424)         | -                 | 37.42         | 689  | 6306                 |
| 430                           | cinema, theatre                                     | -                 | 1.02          | 114  | 1022                 |
| 431                           | mela, fair, picnic                                  | -                 | 0.64          | 30   | 288                  |
| 437                           | other entertainment                                 | -                 | 1.17          | 69   | 644                  |
| 439                           | entertainment : s.t. (430-437)                      | -                 | 3.40          | 216  | 2042                 |
| 442                           | pen   | -                 | 0.33          | 106  | 1163                 |
| 444                           | umbrella, raincoat                                  | -                 | 0.62          | 24   | 341                  |
| 449                           | goods for personal care and effects: s.t. (440-446) | -                 | 2.14          | 194  | 2158                 |
| 450                           | toilet soap   | -                 | 5.94          | 962  | 9058                 |
| 451                           | toothbrush, toothpaste etc.                         | -                 | 3.01          | 707  | 6847                 |
| 452                           | powder, snow, cream                                 | -                 | 1.62          | 359  | 3666                 |
| 453                           | hair oil, lotion, shampoo, hair cream               | -                 | 3.75          | 870  | 7858                 |
| 455                           | shaving blades, shaving stick, razor                | -                 | 0.80          | 463  | 4568                 |
| 456                           | shaving cream                                       | -                 | 0.30          | 136  | 1379                 |
| 458                           | other toilet articles                               | -                 | 0.85          | 225  | 2241                 |

\* Unless otherwise specified

(Contd.)

NSS Report No. 461: Consumption of Some Important Commodities in India, 1999-2000

**Table 3R : Monthly per capita quantity and value of consumption for non-food items by MPCE class for all-India**

| all-India                     |  |                   |               | Rural                                      |                      |
|-------------------------------|--|-------------------|---------------|--|----------------------|
| item code                     | item   | quantity<br>(kg*) | value<br>(Rs) | no. of households<br>reporting consumption |                      |
|                               |  |                   |               | per 1000<br>households                     | sample<br>households |
| (1)                           | (2)  | (3)               | (4)           | (5)  | (6)                  |
| <b>MPCE class: Rs 615-775</b> |  |                   |               |  |                      |
| 459                           | toilet articles: s.t. (450-458)                        | -                 | 16.53         | 992  | 9309                 |
| 460                           | electric bulb, tubelight                               | -                 | 0.89          | 206  | 2222                 |
| 467                           | washing soap/soda                                      | -                 | 7.44          | 960  | 9006                 |
| 468                           | other washing requisites                               | -                 | 1.36          | 393  | 3829                 |
| 470                           | agarbati   | -                 | 1.56          | 687  | 6063                 |
| 471                           | flower(fresh) : all purposes                           | -                 | 0.43          | 134  | 1067                 |
| 473                           | other petty articles                                   | -                 | 1.11          | 235  | 2255                 |
| 479                           | sundry articles: s.t. (460-473)                        | -                 | 14.37         | 992  | 9300                 |
| 482                           | barber, beautician etc.                                | -                 | 3.52          | 762  | 6975                 |
| 483                           | washerman, laundry, ironing                            | -                 | 0.71          | 122  | 1091                 |
| 484                           | tailor   | -                 | 5.12          | 176  | 1793                 |
| 487                           | postage & telegram                                     | -                 | 0.37          | 162  | 1600                 |
| 488                           | telephone charges                                      | -                 | 1.27          | 71   | 819                  |
| 491                           | grinding charges                                       | -                 | 4.09          | 643  | 5236                 |
| 492                           | miscellaneous expenses                                 | -                 | 3.06          | 324  | 3044                 |
| 493                           | pet animals (incl. birds, fish)                        | -                 | 1.23          | 38   | 427                  |
| 494                           | other consumer services excluding conveyance           | -                 | 0.60          | 109  | 1000                 |
| 499                           | consumer services excluding conveyance: s.t. (480-494) | -                 | 21.41         | 956  | 8800                 |
| 501                           | railway fare   | -                 | 0.68          | 30   | 270                  |
| 502                           | bus/tram fare  | -                 | 14.94         | 706  | 6639                 |
| 503                           | taxi, auto-rickshaw fare                               | -                 | 1.72          | 128  | 1322                 |
| 508                           | petrol   | -                 | 4.46          | 73   | 888                  |
| 519                           | conveyance : s.t. (500-513)                            | -                 | 23.67         | 800  | 7634                 |
| 520                           | house rent, garage rent (actual)                       | -                 | 2.45          | 46   | 353                  |
| 529                           | rent: s.t. (520-522)                                   | -                 | 2.72          | 75   | 634                  |
| 540                           | water charges  | -                 | 0.60          | 128  | 1033                 |
| 541                           | other consumer taxes & cesses                          | -                 | 0.67          | 285  | 2170                 |
| 549                           | consumer taxes and cesses: s.t. (540-541)              | -                 | 1.27          | 334  | 2620                 |
| 559                           | furniture & fixtures: s.t. (550-557)                   | -                 | 0.91          | 98   | 1008                 |
| 562                           | television   | -                 | 0.77          | 37   | 373                  |
| 569                           | goods for recreation: s.t.(560-568)                    | -                 | 1.28          | 120  | 1252                 |
| 570                           | gold ornaments   | -                 | 2.35          | 37   | 371                  |
| 571                           | silver ornaments                                       | -                 | 0.83          | 42   | 381                  |
| 579                           | jewellery and ornaments: s.t. (570-573)                | -                 | 3.24          | 87   | 959                  |
| 580                           | stainless steel utensils                               | -                 | 0.95          | 259  | 2390                 |
| 589                           | crockery & utensils: s.t. (580-583)                    | -                 | 1.46          | 340  | 3305                 |
| 595                           | stove  | -                 | 0.16          | 113  | 877                  |
| 609                           | cooking and household appliances: s.t. (590-600)       | -                 | 0.82          | 184  | 1748                 |
| 610                           | bicycle  | -                 | 1.37          | 374  | 3346                 |
| 611                           | motor cycle, scooter                                   | -                 | 1.40          | 69   | 809                  |
| 613                           | tyres & tubes  | -                 | 0.35          | 119  | 1100                 |
| 619                           | personal transport equipment: s.t. (610-614)           | -                 | 3.27          | 428  | 3914                 |

\* Unless otherwise specified

(Contd.)

NSS Report No. 461: Consumption of Some Important Commodities in India, 1999-2000



**Table 3R : Monthly per capita quantity and value of consumption for non-food items by MPCE class for all-India**

| all-India                     |   |                   |               | Rural                                      |                      |
|-------------------------------|---|-------------------|---------------|--|----------------------|
| item code                     | item  | quantity<br>(kg*) | value<br>(Rs) | no. of households<br>reporting consumption |                      |
|                               |   |                   |               | per 1000<br>households                     | sample<br>households |
| (1)                           | (2)   | (3)               | (4)           | (5)  | (6)                  |
| <b>MPCE class: Rs 775-950</b> |   |                   |               |  |                      |
| 310                           | pan : leaf (no.)  | 6.14              | 0.97          | 123  | 709                  |
| 311                           | pan : finished (no.)  | 1.30              | 1.60          | 83   | 594                  |
| 312                           | supari (gm)   | 9.67              | 1.19          | 127  | 742                  |
| 313                           | lime (gm)   | 3.19              | 0.08          | 138  | 728                  |
| 319                           | pan: s.t. (310-315)   | -                 | 4.25          | 256  | 1466                 |
| 320                           | bidi (no.)  | 44.88             | 6.35          | 315  | 1582                 |
| 321                           | cigarettes (no.)  | 2.50              | 2.39          | 70   | 525                  |
| 322                           | leaf tobacco  | 0.50              | 0.85          | 112  | 610                  |
| 329                           | tobacco: s.t. (320-327)   | -                 | 11.00         | 525  | 2857                 |
| 331                           | toddy (litre)   | 0.08              | 0.68          | 16   | 94                   |
| 332                           | country liquor (litre)  | 0.66              | 5.44          | 90   | 473                  |
| 333                           | beer (litre)  | 0.02              | 0.72          | 13   | 83                   |
| 334                           | foreign liquor or refined liquor (litre)                                | 0.06              | 1.30          | 27   | 163                  |
| 339                           | intoxicants: s.t. (330-335)   | -                 | 8.35          | 132  | 798                  |
| 341                           | firewood and chips  | 19.81             | 20.57         | 774  | 4264                 |
| 342                           | electricity (std. unit)   | 10.37             | 14.68         | 692  | 3979                 |
| 343                           | dung cake   | -                 | 7.61          | 399  | 1977                 |
| 344                           | kerosene - P.D.S. (litre)   | 0.81              | 3.15          | 746  | 3868                 |
| 345                           | kerosene - other sources (litre)  | 0.46              | 4.14          | 359  | 1794                 |
| 346                           | matches (box)   | 2.40              | 1.30          | 950  | 5059                 |
| 348                           | L.P.G.  | 0.52              | 6.83          | 187  | 1188                 |
| 351                           | candle (no.)  | 0.32              | 0.46          | 209  | 1291                 |
| 353                           | other fuel  | -                 | 0.65          | 55   | 301                  |
| 359                           | fuel and light: s.t. (340-353)  | -                 | 60.20         | 997  | 5327                 |
| 360                           | dhoti (m)   | 0.07              | 1.97          | 357  | 1779                 |
| 361                           | sari (m)  | 0.23              | 8.92          | 713  | 3412                 |
| 362                           | cloth for shirt, pyjama, salwar etc.(m)                                 | 0.26              | 11.53         | 897  | 4723                 |
| 363                           | cloth for coat, trousers, overcoat etc. (m)                             | 0.06              | 6.17          | 582  | 3137                 |
| 364                           | chaddar, dupatta, shawl etc.(no.)                                       | 0.02              | 1.93          | 389  | 2236                 |
| 365                           | lungi (no.)   | 0.05              | 1.62          | 578  | 2844                 |
| 366                           | gamchha, towel, handkerchief (no.)                                      | 0.06              | 1.75          | 818  | 4275                 |
| 367                           | hosiery articles, stockings, under-garments etc.(no.)                   | 0.15              | 4.31          | 837  | 4431                 |
| 368                           | ready-made garments (no.)   | 0.06              | 6.56          | 620  | 3500                 |
| 370                           | headwear (no.)  | -                 | 0.36          | 102  | 597                  |
| 371                           | knitted garments, sweater, pullover, cardigan, muffler, scarf etc.(no.) | 0.02              | 2.46          | 287  | 1753                 |
| 373                           | clothing: others  | -                 | 1.97          | 246  | 1487                 |
| 379                           | clothing: s.t. (360-373)  | -                 | 50.04         | 996  | 5314                 |
| 380                           | bed sheet, bed cover (no.)  | 0.02              | 1.86          | 421  | 2431                 |
| 381                           | rug, blanket (no.)  | -                 | 0.99          | 141  | 871                  |
| 382                           | pillow, quilt, mattress (no.)   | 0.01              | 1.13          | 133  | 818                  |
| 389                           | bedding etc.: s.t. (380-387)  | -                 | 4.73          | 562  | 3191                 |
| 390                           | leather boots, shoes (pair)   | 0.02              | 3.51          | 391  | 2387                 |
| 391                           | leather sandals, chappals etc. (pair)                                   | 0.02              | 2.18          | 457  | 2615                 |

\* Unless otherwise specified

(Contd.)

NSS Report No. 461: Consumption of Some Important Commodities in India, 1999-2000

**Table 3R : Monthly per capita quantity and value of consumption for non-food items by MPCE class for all-India**

| all-India                     |   |                   |               | Rural                                      |                      |
|-------------------------------|---|-------------------|---------------|--|----------------------|
| item code                     | item  | quantity<br>(kg*) | value<br>(Rs) | no. of households<br>reporting consumption |                      |
|                               |   |                   |               | per 1000<br>households                     | sample<br>households |
| (1)                           | (2)   | (3)               | (4)           | (5)  | (6)                  |
| <b>MPCE class: Rs 775-950</b> |   |                   |               |  |                      |
| 392                           | other leather footwear (pair)                             | 0.01              | 0.96          | 205  | 1172                 |
| 393                           | rubber / PVC footwear (pair)                              | 0.06              | 2.69          | 830  | 4362                 |
| 394                           | other footwear (pair)                                     | 0.01              | 0.87          | 239  | 1422                 |
| 399                           | footwear: s.t. (390-394)                                  | -                 | 10.21         | 976  | 5228                 |
| 400                           | books, journals   | -                 | 6.31          | 491  | 2862                 |
| 401                           | newspapers, periodicals                                   | -                 | 0.91          | 97   | 669                  |
| 403                           | stationery  | -                 | 3.12          | 473  | 2761                 |
| 404                           | tuition and other fees (school, college, etc.)            | -                 | 7.49          | 376  | 2132                 |
| 405                           | private tutor/coaching centre                             | -                 | 4.07          | 137  | 798                  |
| 406                           | other educational expenses                                | -                 | 1.42          | 218  | 1458                 |
| 409                           | education: s.t. (400-406)                                 | -                 | 23.35         | 560  | 3280                 |
| 410                           | medicine  | -                 | 8.98          | 234  | 1268                 |
| 411                           | X-ray, ECG, pathological test etc.                        | -                 | 1.11          | 81   | 425                  |
| 412                           | doctor's/surgeon's fee                                    | -                 | 2.00          | 150  | 760                  |
| 413                           | hospital & nursing home charges                           | -                 | 2.98          | 89   | 439                  |
| 414                           | other medical expenses                                    | -                 | 1.82          | 73   | 436                  |
| 419                           | medical - institutional: s.t. (410-414)                   | -                 | 16.89         | 247  | 1346                 |
| 420                           | medicine  | -                 | 40.34         | 689  | 3621                 |
| 421                           | X-ray, ECG, pathological test etc.                        | -                 | 1.65          | 32   | 154                  |
| 422                           | doctor's/surgeon's fee                                    | -                 | 4.86          | 280  | 1270                 |
| 424                           | other medical expenses                                    | -                 | 2.15          | 46   | 255                  |
| 429                           | medical - non-institutional: s.t. (420-424)               | -                 | 49.07         | 703  | 3702                 |
| 430                           | cinema, theatre   | -                 | 1.68          | 143  | 645                  |
| 431                           | mela, fair, picnic  | -                 | 1.04          | 33   | 182                  |
| 437                           | other entertainment                                       | -                 | 1.31          | 79   | 488                  |
| 439                           | entertainment : s.t. (430-437)                            | -                 | 4.75          | 251  | 1333                 |
| 441                           | torch   | -                 | 0.60          | 28   | 201                  |
| 442                           | pen   | -                 | 0.43          | 118  | 763                  |
| 444                           | umbrella, raincoat  | -                 | 1.05          | 36   | 284                  |
| 446                           | other goods for personal care and effects                 | -                 | 0.58          | 53   | 376                  |
| 449                           | goods for personal care and effects: s.t. (440-446)       | -                 | 3.24          | 214  | 1390                 |
| 450                           | toilet soap   | -                 | 7.03          | 960  | 5137                 |
| 451                           | toothbrush, toothpaste etc.                               | -                 | 3.83          | 749  | 4187                 |
| 452                           | powder, snow, cream                                       | -                 | 2.15          | 378  | 2225                 |
| 453                           | hair oil, lotion, shampoo, hair cream                     | -                 | 4.41          | 869  | 4513                 |
| 455                           | shaving blades, shaving stick, razor                      | -                 | 1.00          | 494  | 2747                 |
| 456                           | shaving cream   | -                 | 0.46          | 173  | 981                  |
| 458                           | other toilet articles                                     | -                 | 0.92          | 217  | 1318                 |
| 459                           | toilet articles: s.t. (450-458)                           | -                 | 20.21         | 992  | 5294                 |
| 460                           | electric bulb, tubelight                                  | -                 | 1.30          | 251  | 1601                 |
| 465                           | bucket, water bottle/feeding bottle & other plastic goods | -                 | 0.53          | 41   | 327                  |
| 467                           | washing soap/soda   | -                 | 8.96          | 963  | 5124                 |
| 468                           | other washing requisites                                  | -                 | 1.76          | 455  | 2392                 |

\* Unless otherwise specified

(Contd.)

NSS Report No. 461: Consumption of Some Important Commodities in India, 1999-2000

**Table 3R : Monthly per capita quantity and value of consumption for non-food items by MPCE class for all-India**

| all-India                     |  |                   |               | Rural                                      |                      |
|-------------------------------|--|-------------------|---------------|--|----------------------|
| item code                     | item   | quantity<br>(kg*) | value<br>(Rs) | no. of households<br>reporting consumption |                      |
|                               |  |                   |               | per 1000<br>households                     | sample<br>households |
| (1)                           | (2)  | (3)               | (4)           | (5)  | (6)                  |
| <b>MPCE class: Rs 775-950</b> |  |                   |               |  |                      |
| 470                           | agarbati   | -                 | 1.93          | 704  | 3542                 |
| 471                           | flower(fresh) : all purposes                           | -                 | 0.62          | 156  | 682                  |
| 473                           | other petty articles                                   | -                 | 1.11          | 226  | 1320                 |
| 479                           | sundry articles: s.t. (460-473)                        | -                 | 17.77         | 992  | 5298                 |
| 480                           | domestic servant/cook                                  | -                 | 0.82          | 17   | 185                  |
| 482                           | barber, beautician etc.                                | -                 | 3.95          | 749  | 3893                 |
| 483                           | washerman, laundry, ironing                            | -                 | 1.13          | 152  | 724                  |
| 484                           | tailor   | -                 | 6.81          | 194  | 1146                 |
| 485                           | priest   | -                 | 0.93          | 124  | 659                  |
| 487                           | postage & telegram                                     | -                 | 0.53          | 203  | 1179                 |
| 488                           | telephone charges                                      | -                 | 2.91          | 130  | 801                  |
| 491                           | grinding charges                                       | -                 | 4.42          | 677  | 3118                 |
| 492                           | miscellaneous expenses                                 | -                 | 3.20          | 305  | 1754                 |
| 493                           | pet animals (incl. birds, fish)                        | -                 | 2.18          | 35   | 249                  |
| 494                           | other consumer services excluding conveyance           | -                 | 0.81          | 113  | 617                  |
| 499                           | consumer services excluding conveyance: s.t. (480-494) | -                 | 28.57         | 964  | 5056                 |
| 501                           | railway fare   | -                 | 1.46          | 49   | 234                  |
| 502                           | bus/tram fare  | -                 | 22.37         | 749  | 3895                 |
| 503                           | taxi, auto-rickshaw fare                               | -                 | 2.16          | 162  | 878                  |
| 508                           | petrol   | -                 | 9.03          | 125  | 828                  |
| 510                           | diesel   | -                 | 0.77          | 9  | 83                   |
| 512                           | school bus/van   | -                 | 0.63          | 10   | 67                   |
| 519                           | conveyance : s.t. (500-513)                            | -                 | 38.09         | 852  | 4509                 |
| 520                           | house rent, garage rent (actual)                       | -                 | 5.46          | 74   | 314                  |
| 529                           | rent: s.t. (520-522)                                   | -                 | 5.88          | 105  | 472                  |
| 540                           | water charges  | -                 | 0.97          | 155  | 675                  |
| 541                           | other consumer taxes & cesses                          | -                 | 1.27          | 322  | 1386                 |
| 549                           | consumer taxes and cesses: s.t. (540-541)              | -                 | 2.25          | 382  | 1705                 |
| 550                           | bedstead   | -                 | 0.81          | 85   | 415                  |
| 559                           | furniture & fixtures: s.t. (550-557)                   | -                 | 1.66          | 126  | 692                  |
| 562                           | television   | -                 | 1.39          | 50   | 308                  |
| 569                           | goods for recreation: s.t.(560-568)                    | -                 | 1.91          | 131  | 872                  |
| 570                           | gold ornaments   | -                 | 4.22          | 50   | 295                  |
| 571                           | silver ornaments                                       | -                 | 1.02          | 52   | 269                  |
| 579                           | jewellery and ornaments: s.t. (570-573)                | -                 | 5.36          | 101  | 619                  |
| 580                           | stainless steel utensils                               | -                 | 1.35          | 259  | 1429                 |
| 589                           | crocery & utensils: s.t. (580-583)                     | -                 | 2.01          | 340  | 1897                 |
| 595                           | stove  | -                 | 0.22          | 129  | 541                  |
| 609                           | cooking and household appliances: s.t. (590-600)       | -                 | 1.54          | 211  | 1101                 |
| 610                           | bicycle  | -                 | 1.58          | 376  | 1859                 |
| 611                           | motor cycle, scooter                                   | -                 | 2.98          | 109  | 719                  |
| 613                           | tyres & tubes  | -                 | 0.38          | 109  | 623                  |
| 619                           | personal transport equipment: s.t. (610-614)           | -                 | 5.23          | 437  | 2318                 |

\* Unless otherwise specified

(Contd.)

NSS Report No. 461: Consumption of Some Important Commodities in India, 1999-2000

**Table 3R : Monthly per capita quantity and value of consumption for non-food items by MPCE class for all-India**

| all-India                          |  |                   |               | Rural                                      |                      |
|------------------------------------|--|-------------------|---------------|--|----------------------|
| item code                          | item   | quantity<br>(kg*) | value<br>(Rs) | no. of households<br>reporting consumption |                      |
|                                    |  |                   |               | per 1000<br>households                     | sample<br>households |
| (1)                                | (2)  | (3)               | (4)           | (5)  | (6)                  |
| <b>MPCE class: Rs 775-950</b>      |  |                   |               |  |                      |
| 639                                | other personal goods: s.t. (630-632)                           | -                 | 0.26          | 100  | 592                  |
| 642                                | residential building & land (cost of repairs only)             | -                 | 8.59          | 345  | 1737                 |
| 649                                | residential building, land and other durables : s.t. (640-643) | -                 | 8.97          | 370  | 1908                 |
| 659                                | durable goods : total<br>(559+569+579+589+609+619+629+639+649) | -                 | 26.96         | 791  | 4176                 |
| 999                                | total non-food   | -                 | 386.00        | 1000                                       | 5337                 |
| <b>MPCE class: Rs 950 and more</b> |  |                   |               |  |                      |
| 310                                | pan : leaf (no.)   | 5.16              | 0.84          | 82   | 761                  |
| 311                                | pan : finished (no.)   | 1.49              | 1.88          | 79   | 801                  |
| 312                                | supari (gm)  | 7.80              | 1.03          | 87   | 804                  |
| 319                                | pan: s.t. (310-315)  | -                 | 4.15          | 192  | 1694                 |
| 320                                | bidi (no.)   | 62.31             | 9.12          | 265  | 1756                 |
| 321                                | cigarettes (no.)   | 5.15              | 5.51          | 109  | 987                  |
| 322                                | leaf tobacco   | 0.61              | 0.69          | 79   | 586                  |
| 326                                | zarda, kimam, surti (gm)                                       | 3.68              | 0.54          | 36   | 282                  |
| 327                                | other tobacco products (gm)                                    | 4.21              | 0.60          | 32   | 267                  |
| 329                                | tobacco: s.t. (320-327)  | -                 | 16.95         | 460  | 3345                 |
| 331                                | toddy (litre)  | 0.07              | 1.07          | 14   | 105                  |
| 332                                | country liquor (litre)   | 0.37              | 6.70          | 76   | 594                  |
| 333                                | beer (litre)   | 0.02              | 0.90          | 17   | 151                  |
| 334                                | foreign liquor or refined liquor (litre)                       | 0.15              | 4.06          | 40   | 433                  |
| 339                                | intoxicants: s.t. (330-335)                                    | -                 | 13.00         | 139  | 1220                 |
| 341                                | firewood and chips   | 20.14             | 20.60         | 638  | 4896                 |
| 342                                | electricity (std. unit)  | 15.37             | 21.93         | 773  | 6097                 |
| 343                                | dung cake  | -                 | 7.18          | 314  | 2080                 |
| 344                                | kerosene - P.D.S. (litre)                                      | 0.80              | 3.16          | 639  | 4706                 |
| 345                                | kerosene - other sources (litre)                               | 0.49              | 4.53          | 314  | 2328                 |
| 346                                | matches (box)  | 2.60              | 1.43          | 921  | 6933                 |
| 348                                | L.P.G.   | 1.12              | 14.05         | 343  | 2966                 |
| 351                                | candle (no.)   | 0.48              | 0.75          | 290  | 2402                 |
| 353                                | other fuel   | -                 | 0.61          | 45   | 357                  |
| 359                                | fuel and light: s.t. (340-353)                                 | -                 | 75.21         | 995  | 7437                 |
| 360                                | dhoti (m)  | 0.08              | 2.51          | 336  | 2349                 |
| 361                                | sari (m)   | 0.27              | 13.31         | 633  | 4369                 |
| 362                                | cloth for shirt, pyjama, salwar etc.(m)                        | 0.31              | 16.06         | 897  | 6622                 |
| 363                                | cloth for coat, trousers, overcoat etc. (m)                    | 0.08              | 9.03          | 596  | 4581                 |
| 364                                | chaddar, dupatta, shawl etc.(no.)                              | 0.03              | 2.94          | 390  | 3112                 |
| 365                                | lungi (no.)  | 0.03              | 2.07          | 575  | 4015                 |
| 366                                | gamchha, towel, handkerchief (no.)                             | 0.08              | 2.40          | 831  | 6176                 |
| 367                                | hosiery articles, stockings, under-garments etc.(no.)          | 0.18              | 5.42          | 857  | 6364                 |
| 368                                | ready-made garments (no.)                                      | 0.08              | 10.19         | 600  | 4988                 |
| 370                                | headwear (no.)   | 0.01              | 0.57          | 108  | 869                  |

\* Unless otherwise specified

(Contd.)

NSS Report No. 461: Consumption of Some Important Commodities in India, 1999-2000

**Table 3R : Monthly per capita quantity and value of consumption for non-food items by MPCE class for all-India**

| all-India                           |   |                   |               | Rural                                      |                      |
|-------------------------------------|---|-------------------|---------------|--|----------------------|
| item code                           | item  | quantity<br>(kg*) | value<br>(Rs) | no. of households<br>reporting consumption |                      |
|                                     |   |                   |               | per 1000<br>households                     | sample<br>households |
| (1)                                 | (2)   | (3)               | (4)           | (5)  | (6)                  |
| <b>MPCE class: Rs 950 and above</b> |   |                   |               |  |                      |
| 371                                 | knitted garments, sweater, pullover, cardigan, muffler, scarf etc.(no.) | 0.02              | 3.52          | 291  | 2536                 |
| 373                                 | clothing: others  | -                 | 2.40          | 248  | 2007                 |
| 379                                 | clothing: s.t. (360-373)  | -                 | 71.04         | 996  | 7451                 |
| 380                                 | bed sheet, bed cover (no.)  | 0.03              | 3.03          | 478  | 3996                 |
| 381                                 | rug, blanket (no.)  | 0.01              | 1.47          | 158  | 1351                 |
| 382                                 | pillow, quilt, mattress (no.)   | 0.01              | 1.79          | 169  | 1441                 |
| 387                                 | bedding: others   | -                 | 0.56          | 67   | 553                  |
| 389                                 | bedding etc.: s.t. (380-387)  | -                 | 7.67          | 607  | 4914                 |
| 390                                 | leather boots, shoes (pair)   | 0.02              | 5.82          | 461  | 3936                 |
| 391                                 | leather sandals, chappals etc. (pair)                                   | 0.02              | 8.84          | 494  | 4064                 |
| 392                                 | other leather footwear (pair)   | 0.01              | 1.35          | 224  | 1798                 |
| 393                                 | rubber / PVC footwear (pair)  | 0.07              | 3.07          | 794  | 5892                 |
| 394                                 | other footwear (pair)   | 0.01              | 1.03          | 239  | 1802                 |
| 399                                 | footwear: s.t. (390-394)  | -                 | 20.07         | 974  | 7327                 |
| 400                                 | books, journals   | -                 | 9.22          | 468  | 3815                 |
| 401                                 | newspapers, periodicals   | -                 | 2.77          | 209  | 1893                 |
| 403                                 | stationery  | -                 | 4.05          | 451  | 3661                 |
| 404                                 | tuition and other fees (school, college, etc.)                          | -                 | 17.84         | 366  | 3003                 |
| 405                                 | private tutor/coaching centre   | -                 | 7.15          | 151  | 1190                 |
| 406                                 | other educational expenses  | -                 | 3.44          | 229  | 2007                 |
| 409                                 | education: s.t. (400-406)   | -                 | 44.61         | 577  | 4754                 |
| 410                                 | medicine  | -                 | 22.14         | 275  | 2084                 |
| 411                                 | X-ray, ECG, pathological test etc.                                      | -                 | 3.94          | 121  | 839                  |
| 412                                 | doctor's/surgeon's fee  | -                 | 5.54          | 192  | 1360                 |
| 413                                 | hospital & nursing home charges   | -                 | 9.86          | 139  | 922                  |
| 414                                 | other medical expenses  | -                 | 4.29          | 111  | 806                  |
| 419                                 | medical - institutional: s.t. (410-414)                                 | -                 | 45.78         | 293  | 2218                 |
| 420                                 | medicine  | -                 | 73.98         | 698  | 5062                 |
| 421                                 | X-ray, ECG, pathological test etc.                                      | -                 | 7.54          | 53   | 346                  |
| 422                                 | doctor's/surgeon's fee  | -                 | 11.79         | 313  | 2067                 |
| 424                                 | other medical expenses  | -                 | 6.95          | 63   | 452                  |
| 429                                 | medical - non-institutional: s.t. (420-424)                             | -                 | 100.36        | 713  | 5182                 |
| 430                                 | cinema, theatre   | -                 | 2.21          | 140  | 984                  |
| 431                                 | mela, fair, picnic  | -                 | 2.27          | 39   | 255                  |
| 432                                 | sports goods, toys etc.   | -                 | 0.85          | 30   | 303                  |
| 435                                 | photography   | -                 | 0.73          | 22   | 207                  |
| 437                                 | other entertainment   | -                 | 3.09          | 121  | 989                  |
| 439                                 | entertainment : s.t. (430-437)  | -                 | 9.78          | 300  | 2319                 |
| 440                                 | spectacles  | -                 | 0.99          | 13   | 121                  |
| 441                                 | torch   | -                 | 1.04          | 28   | 286                  |
| 442                                 | pen   | -                 | 0.69          | 145  | 1269                 |
| 444                                 | umbrella, raincoat  | -                 | 1.72          | 46   | 480                  |
| 446                                 | other goods for personal care and effects                               | -                 | 0.93          | 63   | 596                  |

\* Unless otherwise specified

(Contd.)

NSS Report No. 461: Consumption of Some Important Commodities in India, 1999-2000

**Table 3R : Monthly per capita quantity and value of consumption for non-food items by MPCE class for all-India**

| all-India                           |   |                   |               | Rural                                      |                      |
|-------------------------------------|---|-------------------|---------------|--|----------------------|
| item code                           | item  | quantity<br>(kg*) | value<br>(Rs) | no. of households<br>reporting consumption |                      |
|                                     |   |                   |               | per 1000<br>households                     | sample<br>households |
| (1)                                 | (2)   | (3)               | (4)           | (5)  | (6)                  |
| <b>MPCE class: Rs 950 and above</b> |   |                   |               |  |                      |
| 449                                 | goods for personal care and effects: s.t. (440-446)       | -                 | 5.74          | 254  | 2231                 |
| 450                                 | toilet soap   | -                 | 8.93          | 968  | 7250                 |
| 451                                 | toothbrush, toothpaste etc.                               | -                 | 5.22          | 812  | 6382                 |
| 452                                 | powder, snow, cream                                       | -                 | 3.25          | 415  | 3510                 |
| 453                                 | hair oil, lotion, shampoo, hair cream                     | -                 | 5.86          | 882  | 6569                 |
| 455                                 | shaving blades, shaving stick, razor                      | -                 | 1.46          | 537  | 4336                 |
| 456                                 | shaving cream   | -                 | 0.65          | 205  | 1742                 |
| 457                                 | sanitary napkins  | -                 | 0.62          | 67   | 670                  |
| 458                                 | other toilet articles                                     | -                 | 1.72          | 275  | 2271                 |
| 459                                 | toilet articles: s.t. (450-458)                           | -                 | 27.88         | 995  | 7430                 |
| 460                                 | electric bulb, tubelight                                  | -                 | 2.33          | 324  | 2666                 |
| 461                                 | electric batteries  | -                 | 0.54          | 72   | 612                  |
| 463                                 | earthenware   | -                 | 0.73          | 78   | 519                  |
| 465                                 | bucket, water bottle/feeding bottle & other plastic goods | -                 | 0.96          | 59   | 578                  |
| 467                                 | washing soap/soda   | -                 | 11.60         | 967  | 7209                 |
| 468                                 | other washing requisites                                  | -                 | 2.36          | 476  | 3595                 |
| 470                                 | agarbati  | -                 | 2.51          | 697  | 5048                 |
| 471                                 | flower(fresh) : all purposes                              | -                 | 0.79          | 134  | 987                  |
| 472                                 | insecticide, acid etc.                                    | -                 | 0.56          | 83   | 663                  |
| 473                                 | other petty articles                                      | -                 | 1.96          | 249  | 2047                 |
| 479                                 | sundry articles: s.t. (460-473)                           | -                 | 25.23         | 991  | 7400                 |
| 480                                 | domestic servant/cook                                     | -                 | 5.33          | 65   | 768                  |
| 481                                 | sweeper   | -                 | 0.81          | 53   | 350                  |
| 482                                 | barber, beautician etc.                                   | -                 | 4.97          | 755  | 5387                 |
| 483                                 | washerman, laundry, ironing                               | -                 | 2.46          | 200  | 1355                 |
| 484                                 | tailor  | -                 | 11.20         | 231  | 1761                 |
| 485                                 | priest  | -                 | 1.97          | 146  | 1138                 |
| 486                                 | legal expenses  | -                 | 1.89          | 6  | 72                   |
| 487                                 | postage & telegram  | -                 | 1.07          | 251  | 2102                 |
| 488                                 | telephone charges   | -                 | 10.52         | 267  | 2347                 |
| 490                                 | repair charges for non-durables                           | -                 | 0.65          | 48   | 409                  |
| 491                                 | grinding charges  | -                 | 4.66          | 617  | 4109                 |
| 492                                 | miscellaneous expenses                                    | -                 | 6.23          | 320  | 2577                 |
| 493                                 | pet animals (incl. birds, fish)                           | -                 | 3.70          | 51   | 510                  |
| 494                                 | other consumer services excluding conveyance              | -                 | 2.63          | 134  | 1020                 |
| 499                                 | consumer services excluding conveyance: s.t. (480-494)    | -                 | 58.08         | 974  | 7165                 |
| 501                                 | railway fare  | -                 | 2.49          | 46   | 325                  |
| 502                                 | bus/tram fare   | -                 | 33.55         | 747  | 5275                 |
| 503                                 | taxi, auto-rickshaw fare                                  | -                 | 5.34          | 172  | 1389                 |
| 505                                 | rickshaw (hand drawn & cycle) fare                        | -                 | 0.72          | 69   | 565                  |
| 507                                 | porter charges  | -                 | 0.54          | 5  | 59                   |
| 508                                 | petrol  | -                 | 28.25         | 231  | 2131                 |

\* Unless otherwise specified

(Contd.)

NSS Report No. 461: Consumption of Some Important Commodities in India, 1999-2000

**Table 3R : Monthly per capita quantity and value of consumption for non-food items by MPCE class for all-India**

| all-India                           |  |                   |               | Rural                                      |                      |
|-------------------------------------|--|-------------------|---------------|--|----------------------|
| item code                           | item   | quantity<br>(kg*) | value<br>(Rs) | no. of households<br>reporting consumption |                      |
|                                     |  |                   |               | per 1000<br>households                     | sample<br>households |
| (1)                                 | (2)  | (3)               | (4)           | (5)  | (6)                  |
| <b>MPCE class: Rs 950 and above</b> |  |                   |               |  |                      |
| 510                                 | diesel   | -                 | 4.05          | 20   | 273                  |
| 511                                 | lubricating oil  | -                 | 1.26          | 81   | 852                  |
| 512                                 | school bus/van   | -                 | 1.99          | 30   | 267                  |
| 513                                 | other hired conveyance   | -                 | 1.20          | 15   | 95                   |
| 519                                 | conveyance : s.t. (500-513)                                    | -                 | 79.74         | 885  | 6543                 |
| 520                                 | house rent, garage rent (actual)                               | -                 | 16.11         | 144  | 870                  |
| 521                                 | residential land rent  | -                 | 0.88          | 25   | 201                  |
| 522                                 | consumer rent (other goods)                                    | -                 | 0.56          | 6  | 37                   |
| 529                                 | rent: s.t. (520-522)   | -                 | 17.55         | 175  | 1098                 |
| 540                                 | water charges  | -                 | 1.43          | 168  | 1223                 |
| 541                                 | other consumer taxes & cesses                                  | -                 | 2.46          | 314  | 2139                 |
| 549                                 | consumer taxes and cesses: s.t. (540-541)                      | -                 | 3.90          | 393  | 2768                 |
| 550                                 | bedstead   | -                 | 1.43          | 71   | 515                  |
| 551                                 | almirah, dressing table  | -                 | 0.86          | 10   | 122                  |
| 552                                 | chair, stool, bench, table                                     | -                 | 1.13          | 44   | 355                  |
| 559                                 | furniture & fixtures: s.t. (550-557)                           | -                 | 4.31          | 139  | 1098                 |
| 562                                 | television   | -                 | 6.16          | 80   | 623                  |
| 565                                 | tape recorder, CD player                                       | -                 | 0.73          | 35   | 302                  |
| 569                                 | goods for recreation: s.t.(560-568)                            | -                 | 7.80          | 187  | 1580                 |
| 570                                 | gold ornaments   | -                 | 24.23         | 86   | 742                  |
| 571                                 | silver ornaments   | -                 | 2.30          | 54   | 410                  |
| 579                                 | jewellery and ornaments: s.t. (570-573)                        | -                 | 26.82         | 126  | 1094                 |
| 580                                 | stainless steel utensils                                       | -                 | 2.19          | 252  | 1930                 |
| 589                                 | crocery & utensils: s.t. (580-583)                             | -                 | 3.00          | 317  | 2487                 |
| 590                                 | electric fan   | -                 | 0.83          | 73   | 570                  |
| 595                                 | stove  | -                 | 0.34          | 116  | 785                  |
| 597                                 | refrigerator   | -                 | 1.62          | 12   | 134                  |
| 609                                 | cooking and household appliances: s.t. (590-600)               | -                 | 4.56          | 240  | 1882                 |
| 610                                 | bicycle  | -                 | 1.92          | 324  | 2317                 |
| 611                                 | motor cycle, scooter   | -                 | 16.51         | 207  | 1789                 |
| 612                                 | motor car, jeep  | -                 | 8.95          | 24   | 341                  |
| 613                                 | tyres & tubes  | -                 | 0.74          | 111  | 828                  |
| 614                                 | other transport equipment                                      | -                 | 0.73          | 7  | 75                   |
| 619                                 | personal transport equipment: s.t. (610-614)                   | -                 | 28.85         | 474  | 3570                 |
| 630                                 | clock, watch   | -                 | 0.56          | 110  | 894                  |
| 639                                 | other personal goods: s.t. (630-632)                           | -                 | 0.84          | 115  | 943                  |
| 641                                 | plugs, switches & other electrical fittings                    | -                 | 1.03          | 39   | 339                  |
| 642                                 | residential building & land (cost of repairs only)             | -                 | 17.92         | 285  | 2148                 |
| 649                                 | residential building, land and other durables : s.t. (640-643) | -                 | 19.65         | 315  | 2389                 |
| 659                                 | durable goods : total<br>(559+569+579+589+609+619+629+639+649) | -                 | 95.82         | 778  | 5897                 |
| 999                                 | total non-food   | -                 | 723.00        | 1000                                       | 7474                 |

\* Unless otherwise specified

(Contd.)

NSS Report No. 461: Consumption of Some Important Commodities in India, 1999-2000

**Table 3R : Monthly per capita quantity and value of consumption for non-food items by MPCE class for all-India**

| all-India              |   |                   |               | Rural                                      |                      |
|------------------------|---|-------------------|---------------|--|----------------------|
| item code              | item  | quantity<br>(kg*) | value<br>(Rs) | no. of households<br>reporting consumption |                      |
|                        |   |                   |               | per 1000<br>households                     | sample<br>households |
| (1)                    | (2)   | (3)               | (4)           | (5)  | (6)                  |
| <b>MPCE class: all</b> |   |                   |               |  |                      |
| 310                    | pan : leaf (no.)  | 4.65              | 0.64          | 118  | 10256                |
| 311                    | pan : finished (no.)  | 0.83              | 0.78          | 76   | 7050                 |
| 312                    | supari (gm)   | 8.78              | 0.83          | 127  | 10748                |
| 313                    | lime (gm)   | 3.29              | 0.07          | 163  | 12424                |
| 319                    | pan: s.t. (310-315)   | -                 | 2.52          | 269  | 21295                |
| 320                    | bidi (no.)  | 38.18             | 4.91          | 364  | 25216                |
| 321                    | cigarettes (no.)  | 0.96              | 0.88          | 37   | 3900                 |
| 322                    | leaf tobacco  | 0.84              | 0.90          | 194  | 13335                |
| 329                    | tobacco: s.t. (320-327)   | -                 | 7.57          | 624  | 44435                |
| 331                    | toddy (litre)   | 0.10              | 0.63          | 31   | 2130                 |
| 332                    | country liquor (litre)  | 0.30              | 2.41          | 100  | 7609                 |
| 339                    | intoxicants: s.t. (330-335)   | -                 | 3.88          | 152  | 12301                |
| 341                    | firewood and chips  | 17.70             | 16.63         | 865  | 61782                |
| 342                    | electricity (std. unit)   | 4.54              | 6.10          | 461  | 36535                |
| 343                    | dung cake   | -                 | 5.45          | 470  | 30029                |
| 344                    | kerosene - P.D.S. (litre)   | 0.57              | 2.27          | 759  | 53284                |
| 345                    | kerosene - other sources (litre)  | 0.25              | 2.22          | 373  | 25979                |
| 346                    | matches (box)   | 1.69              | 0.90          | 957  | 68364                |
| 348                    | L.P.G.  | 0.14              | 1.76          | 62   | 6593                 |
| 353                    | other fuel  | -                 | 0.71          | 69   | 4471                 |
| 359                    | fuel and light: s.t. (340-353)  | -                 | 36.56         | 995  | 71193                |
| 360                    | dhoti (m)   | 0.06              | 1.42          | 406  | 27154                |
| 361                    | sari (m)  | 0.20              | 6.35          | 820  | 54301                |
| 362                    | cloth for shirt, pyjama, salwar etc.(m)                                 | 0.17              | 6.74          | 848  | 59359                |
| 363                    | cloth for coat, trousers, overcoat etc. (m)                             | 0.04              | 3.38          | 520  | 37283                |
| 364                    | chaddar, dupatta, shawl etc.(no.)                                       | 0.01              | 1.00          | 319  | 24780                |
| 365                    | lungi (no.)   | 0.03              | 1.30          | 641  | 43443                |
| 366                    | gamchha, towel, handkerchief (no.)                                      | 0.04              | 1.15          | 817  | 57371                |
| 367                    | hosiery articles, stockings, under-garments etc.(no.)                   | 0.11              | 2.80          | 828  | 58988                |
| 368                    | ready-made garments (no.)   | 0.05              | 4.19          | 673  | 49633                |
| 371                    | knitted garments, sweater, pullover, cardigan, muffler, scarf etc.(no.) | 0.01              | 1.15          | 215  | 17776                |
| 373                    | clothing: others  | -                 | 1.11          | 237  | 18271                |
| 379                    | clothing: s.t. (360-373)  | -                 | 30.97         | 991  | 70802                |
| 380                    | bed sheet, bed cover (no.)  | 0.01              | 0.85          | 298  | 24397                |
| 381                    | rug, blanket (no.)  | -                 | 0.50          | 109  | 8968                 |
| 382                    | pillow, quilt, mattress (no.)   | -                 | 0.58          | 93   | 7675                 |
| 389                    | bedding etc.: s.t. (380-387)  | -                 | 2.30          | 442  | 34896                |
| 390                    | leather boots, shoes (pair)   | 0.01              | 1.26          | 204  | 18738                |
| 391                    | leather sandals, chappals etc. (pair)                                   | 0.01              | 1.20          | 283  | 23110                |
| 392                    | other leather footwear (pair)   | 0.01              | 0.52          | 158  | 11733                |
| 393                    | rubber / PVC footwear (pair)  | 0.05              | 1.88          | 791  | 56600                |
| 394                    | other footwear (pair)   | 0.01              | 0.51          | 240  | 18300                |
| 399                    | footwear: s.t. (390-394)  | -                 | 5.37          | 934  | 67323                |

\* Unless otherwise specified

(Contd.)

NSS Report No. 461: Consumption of Some Important Commodities in India, 1999-2000



**Table 3R : Monthly per capita quantity and value of consumption for non-food items by MPCE class for all-India**

| all-India              |   |                   |               | Rural                                      |                      |
|------------------------|---|-------------------|---------------|--|----------------------|
| item code              | item  | quantity<br>(kg*) | value<br>(Rs) | no. of households<br>reporting consumption |                      |
|                        |   |                   |               | per 1000<br>households                     | sample<br>households |
| (1)                    | (2)   | (3)               | (4)           | (5)  | (6)                  |
| <b>MPCE class: all</b> |   |                   |               |  |                      |
| 400                    | books, journals                                     | -                 | 2.87          | 460  | 34985                |
| 403                    | stationery  | -                 | 1.51          | 461  | 34814                |
| 404                    | tuition and other fees (school, college, etc.)      | -                 | 2.74          | 278  | 21614                |
| 405                    | private tutor/coaching centre                       | -                 | 1.28          | 73   | 6202                 |
| 406                    | other educational expenses                          | -                 | 0.69          | 213  | 17487                |
| 409                    | education: s.t. (400-406)                           | -                 | 9.37          | 537  | 41039                |
| 410                    | medicine  | -                 | 3.75          | 177  | 13282                |
| 412                    | doctor's/surgeon's fee                              | -                 | 0.78          | 105  | 7315                 |
| 413                    | hospital & nursing home charges                     | -                 | 1.14          | 47   | 3457                 |
| 414                    | other medical expenses                              | -                 | 0.53          | 45   | 3708                 |
| 419                    | medical - institutional: s.t. (410-414)             | -                 | 6.66          | 185  | 13979                |
| 420                    | medicine  | -                 | 19.11         | 603  | 42786                |
| 421                    | X-ray, ECG, pathological test etc.                  | -                 | 0.71          | 16   | 1182                 |
| 422                    | doctor's/surgeon's fee                              | -                 | 2.22          | 211  | 13764                |
| 424                    | other medical expenses                              | -                 | 0.87          | 35   | 2664                 |
| 429                    | medical - non-institutional: s.t. (420-424)         | -                 | 22.92         | 618  | 43935                |
| 430                    | cinema, theatre                                     | -                 | 0.72          | 100  | 6851                 |
| 437                    | other entertainment                                 | -                 | 0.54          | 43   | 3604                 |
| 439                    | entertainment : s.t. (430-437)                      | -                 | 2.02          | 179  | 13232                |
| 449                    | goods for personal care and effects: s.t. (440-446) | -                 | 1.34          | 155  | 13079                |
| 450                    | toilet soap   | -                 | 4.33          | 937  | 67065                |
| 451                    | toothbrush, toothpaste etc.                         | -                 | 1.84          | 549  | 41881                |
| 452                    | powder, snow, cream                                 | -                 | 1.09          | 308  | 23879                |
| 453                    | hair oil, lotion, shampoo, hair cream               | -                 | 2.92          | 864  | 60336                |
| 455                    | shaving blades, shaving stick, razor                | -                 | 0.52          | 391  | 30057                |
| 458                    | other toilet articles                               | -                 | 0.61          | 223  | 16259                |
| 459                    | toilet articles: s.t. (450-458)                     | -                 | 11.62         | 988  | 70507                |
| 460                    | electric bulb, tubelight                            | -                 | 0.51          | 144  | 12314                |
| 467                    | washing soap/soda                                   | -                 | 5.38          | 957  | 68199                |
| 468                    | other washing requisites                            | -                 | 0.96          | 357  | 26319                |
| 470                    | agarbati  | -                 | 1.03          | 598  | 42254                |
| 471                    | flower(fresh) : all purposes                        | -                 | 0.30          | 117  | 7462                 |
| 473                    | other petty articles                                | -                 | 0.75          | 237  | 17050                |
| 479                    | sundry articles: s.t. (460-473)                     | -                 | 10.00         | 989  | 70557                |
| 482                    | barber, beautician etc.                             | -                 | 2.59          | 762  | 53113                |
| 483                    | washerman, laundry, ironing                         | -                 | 0.51          | 106  | 7500                 |
| 484                    | tailor  | -                 | 2.77          | 132  | 10535                |
| 487                    | postage & telegram                                  | -                 | 0.20          | 113  | 9453                 |
| 488                    | telephone charges                                   | -                 | 0.90          | 46   | 4869                 |
| 491                    | grinding charges                                    | -                 | 3.14          | 596  | 38170                |
| 492                    | miscellaneous expenses                              | -                 | 2.08          | 311  | 22315                |
| 493                    | pet animals (incl. birds, fish)                     | -                 | 0.66          | 24   | 2524                 |
| 494                    | other consumer services excluding conveyance        | -                 | 0.50          | 104  | 7378                 |

\* Unless otherwise specified

(Contd.)

NSS Report No. 461: Consumption of Some Important Commodities in India, 1999-2000

**Table 3R : Monthly per capita quantity and value of consumption for non-food items by MPCE class for all-India**

| all-India              |  |                   |               | Rural                                      |                      |
|------------------------|--|-------------------|---------------|--|----------------------|
| item code              | item   | quantity<br>(kg*) | value<br>(Rs) | no. of households<br>reporting consumption |                      |
|                        |  |                   |               | per 1000<br>households                     | sample<br>households |
| (1)                    | (2)  | (3)               | (4)           | (5)  | (6)                  |
| <b>MPCE class: all</b> |  |                   |               |  |                      |
| 499                    | consumer services excluding conveyance: s.t. (480-494)         | -                 | 14.51         | 940  | 66201                |
| 502                    | bus/tram fare  | -                 | 8.93          | 602  | 43743                |
| 503                    | taxi, auto-rickshaw fare                                       | -                 | 0.99          | 100  | 8108                 |
| 508                    | petrol   | -                 | 2.70          | 41   | 4774                 |
| 519                    | conveyance : s.t. (500-513)                                    | -                 | 14.28         | 683  | 50479                |
| 520                    | house rent, garage rent (actual)                               | -                 | 1.71          | 32   | 2301                 |
| 529                    | rent: s.t. (520-522)   | -                 | 1.89          | 63   | 4774                 |
| 541                    | other consumer taxes & cesses                                  | -                 | 0.46          | 248  | 15295                |
| 549                    | consumer taxes and cesses: s.t. (540-541)                      | -                 | 0.80          | 278  | 17665                |
| 559                    | furniture & fixtures: s.t. (550-557)                           | -                 | 0.60          | 81   | 6448                 |
| 562                    | television   | -                 | 0.59          | 22   | 1954                 |
| 569                    | goods for recreation: s.t.(560-568)                            | -                 | 0.84          | 77   | 6832                 |
| 570                    | gold ornaments   | -                 | 1.90          | 21   | 1956                 |
| 579                    | jewellery and ornaments: s.t. (570-573)                        | -                 | 2.40          | 70   | 6050                 |
| 580                    | stainless steel utensils                                       | -                 | 0.63          | 226  | 16129                |
| 581                    | other metal utensils   | -                 | 0.26          | 101  | 7320                 |
| 589                    | crockerly & utensils: s.t. (580-583)                           | -                 | 0.99          | 321  | 23349                |
| 609                    | cooking and household appliances: s.t. (590-600)               | -                 | 0.52          | 116  | 9395                 |
| 610                    | bicycle  | -                 | 0.96          | 348  | 23962                |
| 611                    | motor cycle, scooter   | -                 | 1.23          | 38   | 4244                 |
| 613                    | tyres & tubes  | -                 | 0.26          | 110  | 7943                 |
| 619                    | personal transport equipment: s.t. (610-614)                   | -                 | 2.98          | 386  | 27456                |
| 642                    | residential building & land (cost of repairs only)             | -                 | 4.06          | 368  | 25975                |
| 649                    | residential building, land and other durables : s.t. (640-643) | -                 | 4.26          | 383  | 27284                |
| 659                    | durable goods : total<br>(559+569+579+589+609+619+629+639+649) | -                 | 12.72         | 736  | 52716                |
| 999                    | <b>total non-food</b>  | -                 | 197.00        | 1000                                       | 71385                |

\* Unless otherwise specified

**Table 3U: Monthly per capita quantity and value of consumption for non-food items by MPCE class for all-India**

| all-India                     |   | Urban             |               |  |                      |
|-------------------------------|---|-------------------|---------------|--|----------------------|
| item code                     | item  | quantity<br>(kg*) | value<br>(Rs) | no. of households<br>reporting consumption |                      |
|                               |   |                   |               | per 1000<br>households                     | sample<br>households |
| (1)                           | (2)   | (3)               | (4)           | (5)  | (6)                  |
| <b>MPCE class: Rs 000-300</b> |   |                   |               |  |                      |
| 313                           | lime (gm)   | 1.29              | 0.03          | 102  | 177                  |
| 319                           | pan: s.t. (310-315)   | -                 | 1.13          | 193  | 337                  |
| 320                           | bidi (no.)  | 20.44             | 2.64          | 303  | 490                  |
| 321                           | cigarettes (no.)  | 0.43              | 0.53          | 42   | 29                   |
| 322                           | leaf tobacco  | 0.35              | 0.38          | 131  | 227                  |
| 329                           | tobacco: s.t. (320-327)   | -                 | 4.34          | 530  | 826                  |
| 332                           | country liquor (litre)  | 0.17              | 1.08          | 90   | 145                  |
| 339                           | intoxicants: s.t. (330-335)   | -                 | 1.38          | 118  | 192                  |
| 340                           | coke  | 0.33              | 0.60          | 57   | 47                   |
| 341                           | firewood and chips  | 9.38              | 10.19         | 734  | 1206                 |
| 342                           | electricity (std. unit)   | 2.98              | 4.29          | 440  | 747                  |
| 343                           | dung cake   | -                 | 1.78          | 239  | 431                  |
| 344                           | kerosene - P.D.S. (litre)   | 0.51              | 1.88          | 606  | 1034                 |
| 345                           | kerosene - other sources (litre)  | 0.31              | 2.46          | 430  | 648                  |
| 346                           | matches (box)   | 1.20              | 0.62          | 908  | 1447                 |
| 347                           | coal  | 0.54              | 0.59          | 38   | 92                   |
| 348                           | L.P.G.  | 0.04              | 0.55          | 25   | 49                   |
| 359                           | fuel and light: s.t. (340-353)  | -                 | 23.34         | 975  | 1553                 |
| 360                           | dhoti (m)   | 0.02              | 0.39          | 180  | 318                  |
| 361                           | sari (m)  | 0.12              | 3.28          | 733  | 1149                 |
| 362                           | cloth for shirt, pyjama, salwar etc.(m)                                   | 0.12              | 4.04          | 692  | 1173                 |
| 363                           | cloth for coat, trousers, overcoat etc. (m)                               | 0.02              | 1.78          | 421  | 688                  |
| 364                           | chaddar, dupatta, shawl etc.(no.)   | 0.01              | 0.40          | 224  | 391                  |
| 365                           | lungi (no.)   | 0.02              | 0.82          | 623  | 951                  |
| 366                           | gamchha, towel, handkerchief (no.)  | 0.02              | 0.57          | 659  | 1107                 |
| 367                           | hosiery articles, stockings, under-garments etc.(no.)                     | 0.08              | 1.78          | 755  | 1211                 |
| 368                           | ready-made garments (no.)   | 0.04              | 2.87          | 733  | 1134                 |
| 371                           | knitted garments, swea- ter, pullover, cardigan, muffler, scarf etc.(no.) | -                 | 0.42          | 138  | 197                  |
| 373                           | clothing: others  | -                 | 0.34          | 126  | 249                  |
| 379                           | clothing: s.t. (360-373)  | -                 | 17.03         | 958  | 1504                 |
| 380                           | bed sheet, bed cover (no.)  | -                 | 0.28          | 165  | 321                  |
| 389                           | bedding etc.: s.t. (380-387)  | -                 | 0.65          | 245  | 447                  |
| 390                           | leather boots, shoes (pair)   | -                 | 0.35          | 159  | 174                  |
| 391                           | leather sandals, chappals etc. (pair)                                     | -                 | 0.30          | 159  | 288                  |
| 392                           | other leather footwear (pair)   | -                 | 0.20          | 104  | 172                  |
| 393                           | rubber / PVC footwear (pair)  | 0.04              | 1.25          | 698  | 1172                 |
| 394                           | other footwear (pair)   | 0.01              | 0.29          | 207  | 340                  |
| 399                           | footwear: s.t. (390-394)  | -                 | 2.39          | 890  | 1397                 |
| 400                           | books, journals   | -                 | 1.52          | 494  | 717                  |
| 403                           | stationery  | -                 | 0.67          | 431  | 705                  |
| 404                           | tuition and other fees (school, college, etc.)                            | -                 | 1.31          | 320  | 442                  |

\* Unless otherwise specified

(Contd.)

**Table 3U: Monthly per capita quantity and value of consumption for non-food items by MPCE class for all-India**

| all-India                     |  | Urban             |               |  |                      |
|-------------------------------|--|-------------------|---------------|--|----------------------|
| item code                     | item   | quantity<br>(kg*) | value<br>(Rs) | no. of households<br>reporting consumption |                      |
|                               |  |                   |               | per 1000<br>households                     | sample<br>households |
| (1)                           | (2)  | (3)               | (4)           | (5)  | (6)                  |
| <b>MPCE class: Rs 000-300</b> |  |                   |               |  |                      |
| 406                           | other educational expenses                                     | -                 | 0.19          | 162  | 269                  |
| 409                           | education: s.t. (400-406)                                      | -                 | 3.83          | 575  | 856                  |
| 410                           | medicine   | -                 | 0.85          | 123  | 214                  |
| 419                           | medical - institutional: s.t. (410-414)                        | -                 | 1.07          | 131  | 228                  |
| 420                           | medicine   | -                 | 5.50          | 481  | 784                  |
| 422                           | doctor's/surgeon's fee   | -                 | 0.58          | 134  | 219                  |
| 429                           | medical - non-institutional: s.t. (420-424)                    | -                 | 6.28          | 489  | 801                  |
| 439                           | entertainment : s.t. (430-437)                                 | -                 | 0.63          | 130  | 236                  |
| 450                           | toilet soap  | -                 | 3.00          | 919  | 1452                 |
| 451                           | toothbrush, toothpaste etc.                                    | -                 | 1.35          | 610  | 924                  |
| 452                           | powder, snow, cream  | -                 | 0.54          | 243  | 338                  |
| 453                           | hair oil, lotion, shampoo, hair cream                          | -                 | 1.96          | 792  | 1304                 |
| 455                           | shaving blades, shaving stick, razor                           | -                 | 0.43          | 416  | 590                  |
| 458                           | other toilet articles  | -                 | 0.33          | 208  | 302                  |
| 459                           | toilet articles: s.t. (450-458)                                | -                 | 7.78          | 985  | 1560                 |
| 467                           | washing soap/soda  | -                 | 3.36          | 903  | 1505                 |
| 468                           | other washing requisites                                       | -                 | 0.52          | 253  | 447                  |
| 470                           | agarbati   | -                 | 0.44          | 403  | 719                  |
| 473                           | other petty articles   | -                 | 0.33          | 167  | 313                  |
| 479                           | sundry articles: s.t. (460-473)                                | -                 | 5.19          | 927  | 1553                 |
| 482                           | barber, beautician etc.  | -                 | 1.79          | 703  | 1154                 |
| 484                           | tailor   | -                 | 0.52          | 51   | 91                   |
| 491                           | grinding charges   | -                 | 2.12          | 493  | 814                  |
| 492                           | miscellaneous expenses   | -                 | 0.94          | 257  | 430                  |
| 499                           | consumer services excluding conveyance: s.t. (480-494)         | -                 | 6.18          | 897  | 1457                 |
| 502                           | bus/tram fare  | -                 | 2.71          | 276  | 466                  |
| 519                           | conveyance : s.t. (500-513)                                    | -                 | 3.69          | 373  | 585                  |
| 520                           | house rent, garage rent (actual)                               | -                 | 1.84          | 82   | 143                  |
| 529                           | rent: s.t. (520-522)   | -                 | 2.07          | 112  | 187                  |
| 539                           | house rent, garage rent (imputed- urban only)                  | -                 | 34.85         | 717  | 1113                 |
| 541                           | other consumer taxes & cesses                                  | -                 | 0.40          | 202  | 370                  |
| 549                           | consumer taxes and cesses: s.t. (540-541)                      | -                 | 0.75          | 246  | 448                  |
| 580                           | stainless steel utensils                                       | -                 | 0.17          | 134  | 211                  |
| 589                           | crockery & utensils: s.t. (580-583)                            | -                 | 0.29          | 213  | 309                  |
| 609                           | cooking and household appliances: s.t. (590-600)               | -                 | 0.10          | 104  | 177                  |
| 610                           | bicycle  | -                 | 0.43          | 239  | 373                  |
| 619                           | personal transport equipment: s.t. (610-614)                   | -                 | 0.53          | 260  | 411                  |
| 642                           | residential building & land (cost of repairs only)             | -                 | 1.41          | 291  | 463                  |
| 649                           | residential building, land and other durables : s.t. (640-643) | -                 | 1.42          | 301  | 487                  |
| 659                           | durable goods : total<br>(559+569+579+589+609+619+629+639+649) | -                 | 3.00          | 638  | 942                  |

\* Unless otherwise specified

(Contd.)

**Table 3U: Monthly per capita quantity and value of consumption for non-food items by MPCE class for all-India**

| all-India |   | Urban             |               |  |                      |
|-----------|---|-------------------|---------------|--|----------------------|
| item code | item  | quantity<br>(kg*) | value<br>(Rs) | no. of households<br>reporting consumption |                      |
|           |   |                   |               | per 1000<br>households                     | sample<br>households |
| (1)       | (2)   | (3)               | (4)           | (5)  | (6)                  |
|           | <b>MPCE class: Rs 000-300</b>   |                   |               |  |                      |
| 999       | total non-food  | -                 | 91.00         | 1000                                       | 1585                 |
|           | <b>MPCE class: Rs 300-350</b>   |                   |               |  |                      |
| 311       | pan : finished (no.)  | 0.77              | 0.93          | 98   | 148                  |
| 319       | pan: s.t. (310-315)   | -                 | 1.83          | 250  | 388                  |
| 320       | bidi (no.)  | 22.13             | 2.95          | 328  | 523                  |
| 322       | leaf tobacco  | 0.23              | 0.67          | 153  | 226                  |
| 329       | tobacco: s.t. (320-327)   | -                 | 4.57          | 565  | 874                  |
| 332       | country liquor (litre)  | 0.10              | 1.32          | 86   | 147                  |
| 339       | intoxicants: s.t. (330-335)   | -                 | 1.74          | 113  | 208                  |
| 341       | firewood and chips  | 9.36              | 11.25         | 715  | 1130                 |
| 342       | electricity (std. unit)   | 4.76              | 6.63          | 577  | 957                  |
| 343       | dung cake   | -                 | 2.35          | 274  | 428                  |
| 344       | kerosene - P.D.S. (litre)   | 0.67              | 2.47          | 686  | 1083                 |
| 345       | kerosene - other sources (litre)  | 0.41              | 3.25          | 422  | 680                  |
| 346       | matches (box)   | 1.31              | 0.69          | 928  | 1491                 |
| 347       | coal  | 0.73              | 0.67          | 39   | 85                   |
| 348       | L.P.G.  | 0.16              | 2.09          | 81   | 130                  |
| 359       | fuel and light: s.t. (340-353)  | -                 | 30.17         | 987  | 1573                 |
| 360       | dhoti (m)   | 0.02              | 0.45          | 198  | 333                  |
| 361       | sari (m)  | 0.14              | 3.98          | 770  | 1234                 |
| 362       | cloth for shirt, pyjama, salwar etc.(m)                                   | 0.14              | 5.08          | 804  | 1297                 |
| 363       | cloth for coat, trousers, overcoat etc. (m)                               | 0.03              | 2.55          | 532  | 876                  |
| 364       | chaddar, dupatta, shawl etc.(no.)   | 0.01              | 0.56          | 301  | 449                  |
| 365       | lungi (no.)   | 0.02              | 0.96          | 664  | 1035                 |
| 366       | gamchha, towel, handkerchief (no.)  | 0.03              | 0.77          | 759  | 1191                 |
| 367       | hosiery articles, stockings, under-garments etc.(no.)                     | 0.09              | 2.28          | 800  | 1292                 |
| 368       | ready-made garments (no.)   | 0.05              | 3.44          | 729  | 1158                 |
| 371       | knitted garments, swea- ter, pullover, cardigan, muffler, scarf etc.(no.) | 0.01              | 0.53          | 166  | 247                  |
| 373       | clothing: others  | -                 | 0.52          | 171  | 277                  |
| 379       | clothing: s.t. (360-373)  | -                 | 21.47         | 970  | 1540                 |
| 380       | bed sheet, bed cover (no.)  | 0.01              | 0.41          | 220  | 372                  |
| 389       | bedding etc.: s.t. (380-387)  | -                 | 1.04          | 312  | 520                  |
| 390       | leather boots, shoes (pair)   | -                 | 0.64          | 168  | 274                  |
| 391       | leather sandals, chappals etc. (pair)                                     | 0.01              | 0.53          | 249  | 429                  |
| 392       | other leather footwear (pair)   | -                 | 0.28          | 112  | 191                  |
| 393       | rubber / PVC footwear (pair)  | 0.04              | 1.54          | 784  | 1251                 |
| 394       | other footwear (pair)   | 0.01              | 0.40          | 237  | 354                  |
| 399       | footwear: s.t. (390-394)  | -                 | 3.39          | 913  | 1458                 |
| 400       | books, journals   | -                 | 1.96          | 542  | 851                  |
| 403       | stationery  | -                 | 1.05          | 532  | 826                  |
| 404       | tuition and other fees (school, college, etc.)                            | -                 | 1.80          | 335  | 532                  |

\* Unless otherwise specified

(Contd.)

**Table 3U: Monthly per capita quantity and value of consumption for non-food items by MPCE class for all-India**

| all-India                     |  | Urban             |               |  |                      |
|-------------------------------|--|-------------------|---------------|--|----------------------|
| item code                     | item   | quantity<br>(kg*) | value<br>(Rs) | no. of households<br>reporting consumption |                      |
|                               |  |                   |               | per 1000<br>households                     | sample<br>households |
| (1)                           | (2)  | (3)               | (4)           | (5)  | (6)                  |
| <b>MPCE class: Rs 300-350</b> |  |                   |               |  |                      |
| 406                           | other educational expenses                             | -                 | 0.32          | 214  | 339                  |
| 409                           | education: s.t. (400-406)                              | -                 | 5.60          | 619  | 968                  |
| 410                           | medicine   | -                 | 0.97          | 139  | 229                  |
| 419                           | medical - institutional: s.t. (410-414)                | -                 | 1.50          | 144  | 237                  |
| 420                           | medicine   | -                 | 7.23          | 526  | 839                  |
| 422                           | doctor's/surgeon's fee                                 | -                 | 0.70          | 143  | 237                  |
| 429                           | medical - non-institutional: s.t. (420-424)            | -                 | 8.14          | 533  | 854                  |
| 430                           | cinema, theatre  | -                 | 0.54          | 117  | 207                  |
| 439                           | entertainment : s.t. (430-437)                         | -                 | 1.14          | 188  | 313                  |
| 449                           | goods for personal care and effects: s.t. (440-446)    | -                 | 0.42          | 117  | 194                  |
| 450                           | toilet soap  | -                 | 3.58          | 970  | 1521                 |
| 451                           | toothbrush, toothpaste etc.                            | -                 | 1.77          | 711  | 1121                 |
| 452                           | powder, snow, cream                                    | -                 | 0.83          | 338  | 510                  |
| 453                           | hair oil, lotion, shampoo, hair cream                  | -                 | 2.22          | 883  | 1391                 |
| 455                           | shaving blades, shaving stick, razor                   | -                 | 0.45          | 419  | 669                  |
| 458                           | other toilet articles                                  | -                 | 0.42          | 240  | 374                  |
| 459                           | toilet articles: s.t. (450-458)                        | -                 | 9.42          | 995  | 1573                 |
| 460                           | electric bulb, tubelight                               | -                 | 0.31          | 136  | 221                  |
| 467                           | washing soap/soda                                      | -                 | 4.18          | 953  | 1520                 |
| 468                           | other washing requisites                               | -                 | 0.72          | 379  | 613                  |
| 470                           | agarbati   | -                 | 0.69          | 551  | 876                  |
| 471                           | flower(fresh) : all purposes                           | -                 | 0.24          | 125  | 205                  |
| 473                           | other petty articles                                   | -                 | 0.41          | 205  | 349                  |
| 479                           | sundry articles: s.t. (460-473)                        | -                 | 6.95          | 980  | 1563                 |
| 482                           | barber, beautician etc.                                | -                 | 2.17          | 784  | 1229                 |
| 483                           | washerman, laundry, ironing                            | -                 | 0.29          | 120  | 165                  |
| 484                           | tailor   | -                 | 1.14          | 82   | 128                  |
| 491                           | grinding charges                                       | -                 | 2.27          | 522  | 850                  |
| 492                           | miscellaneous expenses                                 | -                 | 1.36          | 296  | 481                  |
| 499                           | consumer services excluding conveyance: s.t. (480-494) | -                 | 8.16          | 934  | 1488                 |
| 502                           | bus/tram fare  | -                 | 2.91          | 328  | 564                  |
| 503                           | taxi, auto-rickshaw fare                               | -                 | 0.60          | 106  | 162                  |
| 519                           | conveyance : s.t. (500-513)                            | -                 | 4.18          | 454  | 739                  |
| 520                           | house rent, garage rent (actual)                       | -                 | 3.46          | 109  | 177                  |
| 529                           | rent: s.t. (520-522)                                   | -                 | 3.98          | 149  | 234                  |
| 539                           | house rent, garage rent (imputed- urban only)          | -                 | 47.34         | 729  | 1171                 |
| 540                           | water charges  | -                 | 0.56          | 153  | 265                  |
| 541                           | other consumer taxes & cesses                          | -                 | 0.53          | 253  | 434                  |
| 549                           | consumer taxes and cesses: s.t. (540-541)              | -                 | 1.09          | 325  | 562                  |
| 580                           | stainless steel utensils                               | -                 | 0.30          | 181  | 295                  |
| 589                           | crockery & utensils: s.t. (580-583)                    | -                 | 0.44          | 253  | 411                  |
| 595                           | stove  | -                 | 0.07          | 108  | 169                  |

\* Unless otherwise specified

(Contd.)

**Table 3U: Monthly per capita quantity and value of consumption for non-food items by MPCE class for all-India**

| all-India                     |   | Urban             |               |  |                      |
|-------------------------------|---|-------------------|---------------|--|----------------------|
| item code                     | item  | quantity<br>(kg*) | value<br>(Rs) | no. of households<br>reporting consumption |                      |
|                               |   |                   |               | per 1000<br>households                     | sample<br>households |
| (1)                           | (2)   | (3)               | (4)           | (5)  | (6)                  |
| <b>MPCE class: Rs 300-350</b> |   |                   |               |  |                      |
| 609                           | cooking and household appliances: s.t. (590-600)                          | -                 | 0.18          | 149  | 242                  |
| 610                           | bicycle   | -                 | 0.67          | 357  | 546                  |
| 619                           | personal transport equipment: s.t. (610-614)                              | -                 | 0.82          | 371  | 567                  |
| 642                           | residential building & land (cost of repairs only)                        | -                 | 1.54          | 315  | 498                  |
| 649                           | residential building, land and other durables : s.t. (640-643)            | -                 | 1.62          | 333  | 523                  |
| 659                           | durable goods : total<br>(559+569+579+589+609+619+629+639+649)            | -                 | 3.62          | 701  | 1096                 |
| 999                           | total non-food  | -                 | 118.00        | 1000                                       | 1586                 |
| <b>MPCE class: Rs 350-425</b> |   |                   |               |  |                      |
| 311                           | pan : finished (no.)  | 0.71              | 0.84          | 86   | 315                  |
| 313                           | lime (gm)   | 1.45              | 0.04          | 102  | 369                  |
| 319                           | pan: s.t. (310-315)   | -                 | 1.92          | 228  | 806                  |
| 320                           | bidi (no.)  | 27.62             | 3.50          | 326  | 1063                 |
| 321                           | cigarettes (no.)  | 0.86              | 0.65          | 40   | 137                  |
| 322                           | leaf tobacco  | 0.35              | 0.50          | 113  | 368                  |
| 329                           | tobacco: s.t. (320-327)   | -                 | 5.37          | 520  | 1685                 |
| 332                           | country liquor (litre)  | 0.17              | 1.72          | 80   | 250                  |
| 339                           | intoxicants: s.t. (330-335)   | -                 | 2.37          | 111  | 367                  |
| 341                           | firewood and chips  | 9.06              | 10.81         | 620  | 2009                 |
| 342                           | electricity (std. unit)   | 6.37              | 9.11          | 680  | 2340                 |
| 343                           | dung cake   | -                 | 2.11          | 237  | 789                  |
| 344                           | kerosene - P.D.S. (litre)   | 0.70              | 2.57          | 668  | 2266                 |
| 345                           | kerosene - other sources (litre)  | 0.53              | 4.57          | 474  | 1494                 |
| 346                           | matches (box)   | 1.49              | 0.81          | 935  | 3103                 |
| 347                           | coal  | 0.65              | 0.88          | 52   | 211                  |
| 348                           | L.P.G.  | 0.22              | 2.76          | 104  | 413                  |
| 351                           | candle (no.)  | 0.14              | 0.16          | 134  | 440                  |
| 359                           | fuel and light: s.t. (340-353)  | -                 | 34.72         | 990  | 3272                 |
| 360                           | dhoti (m)   | 0.03              | 0.55          | 195  | 668                  |
| 361                           | sari (m)  | 0.16              | 4.91          | 796  | 2575                 |
| 362                           | cloth for shirt, pyjama, salwar etc.(m)                                   | 0.16              | 5.66          | 837  | 2762                 |
| 363                           | cloth for coat, trousers, overcoat etc. (m)                               | 0.04              | 3.10          | 587  | 1925                 |
| 364                           | chaddar, dupatta, shawl etc.(no.)   | 0.01              | 0.62          | 275  | 998                  |
| 365                           | lungi (no.)   | 0.02              | 1.08          | 689  | 2209                 |
| 366                           | gamchha, towel, handkerchief (no.)  | 0.03              | 0.87          | 771  | 2521                 |
| 367                           | hosiery articles, stockings, under-garments etc.(no.)                     | 0.10              | 2.54          | 839  | 2754                 |
| 368                           | ready-made garments (no.)   | 0.05              | 3.90          | 755  | 2484                 |
| 371                           | knitted garments, swea- ter, pullover, cardigan, muffler, scarf etc.(no.) | 0.01              | 0.65          | 188  | 597                  |
| 373                           | clothing: others  | -                 | 0.63          | 186  | 695                  |
| 379                           | clothing: s.t. (360-373)  | -                 | 24.74         | 981  | 3227                 |

\* Unless otherwise specified

(Contd.)

**Table 3U: Monthly per capita quantity and value of consumption for non-food items by MPCE class for all-India**

| all-India                     |   | Urban             |               |  |                      |
|-------------------------------|---|-------------------|---------------|--|----------------------|
| item code                     | item  | quantity<br>(kg*) | value<br>(Rs) | no. of households<br>reporting consumption |                      |
|                               |   |                   |               | per 1000<br>households                     | sample<br>households |
| (1)                           | (2)   | (3)               | (4)           | (5)  | (6)                  |
| <b>MPCE class: Rs 350-425</b> |   |                   |               |  |                      |
| 380                           | bed sheet, bed cover (no.)                          | 0.01              | 0.58          | 268  | 949                  |
| 389                           | bedding etc.: s.t. (380-387)                        | -                 | 1.23          | 350  | 1238                 |
| 390                           | leather boots, shoes (pair)                         | -                 | 0.80          | 197  | 670                  |
| 391                           | leather sandals, chappals etc. (pair)               | 0.01              | 0.71          | 276  | 965                  |
| 392                           | other leather footwear (pair)                       | 0.01              | 0.43          | 164  | 550                  |
| 393                           | rubber / PVC footwear (pair)                        | 0.05              | 1.68          | 790  | 2620                 |
| 394                           | other footwear (pair)                               | 0.01              | 0.48          | 252  | 840                  |
| 399                           | footwear: s.t. (390-394)                            | -                 | 4.10          | 947  | 3123                 |
| 400                           | books, journals                                     | -                 | 2.52          | 534  | 1844                 |
| 403                           | stationery  | -                 | 1.31          | 533  | 1815                 |
| 404                           | tuition and other fees (school, college, etc.)      | -                 | 2.60          | 342  | 1200                 |
| 405                           | private tutor/coaching centre                       | -                 | 0.71          | 71   | 258                  |
| 406                           | other educational expenses                          | -                 | 0.51          | 242  | 830                  |
| 409                           | education: s.t. (400-406)                           | -                 | 7.78          | 640  | 2139                 |
| 410                           | medicine  | -                 | 1.89          | 154  | 561                  |
| 419                           | medical - institutional: s.t. (410-414)             | -                 | 2.80          | 160  | 590                  |
| 420                           | medicine  | -                 | 10.84         | 573  | 1853                 |
| 422                           | doctor's/surgeon's fee                              | -                 | 1.15          | 181  | 630                  |
| 429                           | medical - non-institutional: s.t. (420-424)         | -                 | 12.36         | 585  | 1912                 |
| 430                           | cinema, theatre                                     | -                 | 1.00          | 165  | 532                  |
| 439                           | entertainment : s.t. (430-437)                      | -                 | 1.80          | 242  | 781                  |
| 449                           | goods for personal care and effects: s.t. (440-446) | -                 | 0.68          | 143  | 481                  |
| 450                           | toilet soap   | -                 | 4.19          | 966  | 3173                 |
| 451                           | toothbrush, toothpaste etc.                         | -                 | 2.24          | 774  | 2564                 |
| 452                           | powder, snow, cream                                 | -                 | 0.98          | 338  | 1133                 |
| 453                           | hair oil, lotion, shampoo, hair cream               | -                 | 2.55          | 867  | 2865                 |
| 455                           | shaving blades, shaving stick, razor                | -                 | 0.59          | 475  | 1598                 |
| 456                           | shaving cream                                       | -                 | 0.16          | 105  | 361                  |
| 458                           | other toilet articles                               | -                 | 0.53          | 244  | 778                  |
| 459                           | toilet articles: s.t. (450-458)                     | -                 | 11.35         | 997  | 3276                 |
| 460                           | electric bulb, tubelight                            | -                 | 0.45          | 181  | 603                  |
| 467                           | washing soap/soda                                   | -                 | 4.91          | 952  | 3143                 |
| 468                           | other washing requisites                            | -                 | 0.87          | 396  | 1388                 |
| 470                           | agarbati  | -                 | 0.86          | 578  | 1964                 |
| 471                           | flower(fresh) : all purposes                        | -                 | 0.36          | 168  | 489                  |
| 473                           | other petty articles                                | -                 | 0.51          | 236  | 773                  |
| 479                           | sundry articles: s.t. (460-473)                     | -                 | 8.48          | 994  | 3263                 |
| 482                           | barber, beautician etc.                             | -                 | 2.55          | 798  | 2591                 |
| 483                           | washerman, laundry, ironing                         | -                 | 0.46          | 134  | 396                  |
| 484                           | tailor  | -                 | 1.29          | 89   | 271                  |
| 487                           | postage & telegram                                  | -                 | 0.12          | 108  | 328                  |
| 491                           | grinding charges                                    | -                 | 2.44          | 521  | 1755                 |

\* Unless otherwise specified

(Contd.)



**Table 3U: Monthly per capita quantity and value of consumption for non-food items by MPCE class for all-India**

| all-India                     |  | Urban             |               |  |                      |
|-------------------------------|--|-------------------|---------------|--|----------------------|
| item code                     | item   | quantity<br>(kg*) | value<br>(Rs) | no. of households<br>reporting consumption |                      |
|                               |  |                   |               | per 1000<br>households                     | sample<br>households |
| (1)                           | (2)  | (3)               | (4)           | (5)  | (6)                  |
| <b>MPCE class: Rs 350-425</b> |  |                   |               |  |                      |
| 492                           | miscellaneous expenses   | -                 | 1.67          | 309  | 1036                 |
| 494                           | other consumer services excluding conveyance                   | -                 | 0.35          | 108  | 368                  |
| 499                           | consumer services excluding conveyance: s.t. (480-494)         | -                 | 9.61          | 946  | 3108                 |
| 502                           | bus/tram fare  | -                 | 4.74          | 426  | 1443                 |
| 503                           | taxi, auto-rickshaw fare                                       | -                 | 0.73          | 122  | 400                  |
| 519                           | conveyance : s.t. (500-513)                                    | -                 | 6.66          | 546  | 1853                 |
| 520                           | house rent, garage rent (actual)                               | -                 | 5.88          | 159  | 505                  |
| 521                           | residential land rent  | -                 | 0.71          | 37   | 123                  |
| 529                           | rent: s.t. (520-522)   | -                 | 6.67          | 196  | 627                  |
| 539                           | house rent, garage rent (imputed- urban only)                  | -                 | 56.68         | 714  | 2371                 |
| 540                           | water charges  | -                 | 0.78          | 172  | 634                  |
| 541                           | other consumer taxes & cesses                                  | -                 | 0.64          | 253  | 827                  |
| 549                           | consumer taxes and cesses: s.t. (540-541)                      | -                 | 1.43          | 344  | 1167                 |
| 580                           | stainless steel utensils                                       | -                 | 0.35          | 198  | 630                  |
| 589                           | crocery & utensils: s.t. (580-583)                             | -                 | 0.55          | 271  | 874                  |
| 595                           | stove  | -                 | 0.11          | 131  | 422                  |
| 609                           | cooking and household appliances: s.t. (590-600)               | -                 | 0.30          | 182  | 589                  |
| 610                           | bicycle  | -                 | 0.67          | 334  | 1116                 |
| 619                           | personal transport equipment: s.t. (610-614)                   | -                 | 0.93          | 355  | 1192                 |
| 642                           | residential building & land (cost of repairs only)             | -                 | 1.73          | 263  | 881                  |
| 649                           | residential building, land and other durables : s.t. (640-643) | -                 | 1.81          | 281  | 931                  |
| 659                           | durable goods : total<br>(559+569+579+589+609+619+629+639+649) | -                 | 4.63          | 679  | 2225                 |
| 999                           | total non-food   | -                 | 149.00        | 1000                                       | 3290                 |
| <b>MPCE class: Rs 425-500</b> |  |                   |               |  |                      |
| 311                           | pan : finished (no.)   | 0.89              | 1.13          | 90   | 450                  |
| 313                           | lime (gm)  | 1.80              | 0.05          | 107  | 445                  |
| 319                           | pan: s.t. (310-315)  | -                 | 2.29          | 235  | 1031                 |
| 320                           | bidi (no.)   | 28.45             | 3.88          | 298  | 1171                 |
| 321                           | cigarettes (no.)   | 1.22              | 1.15          | 57   | 241                  |
| 322                           | leaf tobacco   | 0.77              | 0.52          | 103  | 386                  |
| 329                           | tobacco: s.t. (320-327)  | -                 | 6.51          | 511  | 1946                 |
| 332                           | country liquor (litre)   | 0.18              | 2.32          | 88   | 311                  |
| 339                           | intoxicants: s.t. (330-335)                                    | -                 | 3.22          | 119  | 446                  |
| 340                           | coke   | 0.40              | 0.58          | 33   | 114                  |
| 341                           | firewood and chips   | 8.50              | 10.64         | 546  | 2126                 |
| 342                           | electricity (std. unit)  | 8.28              | 12.03         | 723  | 2949                 |
| 343                           | dung cake  | -                 | 1.62          | 181  | 685                  |
| 344                           | kerosene - P.D.S. (litre)                                      | 0.81              | 2.86          | 661  | 2642                 |
| 345                           | kerosene - other sources (litre)                               | 0.60              | 5.34          | 460  | 1734                 |
| 346                           | matches (box)  | 1.55              | 0.85          | 934  | 3642                 |

\* Unless otherwise specified

(Contd.)

**Table 3U: Monthly per capita quantity and value of consumption for non-food items by MPCE class for all-India**

| all-India                     |   | Urban             |               |  |                      |
|-------------------------------|---|-------------------|---------------|--|----------------------|
| item code                     | item  | quantity<br>(kg*) | value<br>(Rs) | no. of households<br>reporting consumption |                      |
|                               |   |                   |               | per 1000<br>households                     | sample<br>households |
| (1)                           | (2)   | (3)               | (4)           | (5)  | (6)                  |
| <b>MPCE class: Rs 425-500</b> |   |                   |               |  |                      |
| 347                           | coal  | 0.68              | 0.99          | 48   | 212                  |
| 348                           | L.P.G.  | 0.46              | 5.68          | 197  | 793                  |
| 351                           | candle (no.)  | 0.14              | 0.18          | 151  | 653                  |
| 359                           | fuel and light: s.t. (340-353)  | -                 | 41.31         | 992  | 3857                 |
| 360                           | dhoti (m)   | 0.03              | 0.58          | 197  | 779                  |
| 361                           | sari (m)  | 0.17              | 5.63          | 784  | 2958                 |
| 362                           | cloth for shirt, pyjama, salwar etc.(m)                                 | 0.15              | 6.24          | 842  | 3289                 |
| 363                           | cloth for coat, trousers, overcoat etc. (m)                             | 0.04              | 3.64          | 614  | 2367                 |
| 364                           | chaddar, dupatta, shawl etc.(no.)                                       | 0.03              | 0.82          | 311  | 1212                 |
| 365                           | lungi (no.)   | 0.02              | 1.16          | 657  | 2514                 |
| 366                           | gamchha, towel, handkerchief (no.)                                      | 0.04              | 1.03          | 784  | 2977                 |
| 367                           | hosiery articles, stockings, under-garments etc.(no.)                   | 0.11              | 2.86          | 835  | 3240                 |
| 368                           | ready-made garments (no.)   | 0.05              | 4.86          | 733  | 2885                 |
| 371                           | knitted garments, sweater, pullover, cardigan, muffler, scarf etc.(no.) | 0.01              | 0.84          | 192  | 724                  |
| 373                           | clothing: others  | -                 | 0.95          | 200  | 860                  |
| 379                           | clothing: s.t. (360-373)  | -                 | 28.95         | 988  | 3833                 |
| 380                           | bed sheet, bed cover (no.)  | 0.01              | 0.70          | 295  | 1253                 |
| 389                           | bedding etc.: s.t. (380-387)  | -                 | 1.54          | 394  | 1619                 |
| 390                           | leather boots, shoes (pair)   | 0.01              | 1.13          | 236  | 985                  |
| 391                           | leather sandals, chappals etc. (pair)                                   | 0.01              | 1.05          | 338  | 1412                 |
| 392                           | other leather footwear (pair)   | 0.01              | 0.55          | 187  | 725                  |
| 393                           | rubber / PVC footwear (pair)  | 0.05              | 1.79          | 802  | 3128                 |
| 394                           | other footwear (pair)   | 0.01              | 0.49          | 237  | 962                  |
| 399                           | footwear: s.t. (390-394)  | -                 | 5.01          | 952  | 3712                 |
| 400                           | books, journals   | -                 | 3.19          | 531  | 2156                 |
| 403                           | stationery  | -                 | 1.61          | 524  | 2090                 |
| 404                           | tuition and other fees (school, college, etc.)                          | -                 | 3.84          | 371  | 1510                 |
| 405                           | private tutor/coaching centre   | -                 | 1.32          | 95   | 398                  |
| 406                           | other educational expenses  | -                 | 0.64          | 227  | 956                  |
| 409                           | education: s.t. (400-406)   | -                 | 10.75         | 615  | 2482                 |
| 410                           | medicine  | -                 | 1.75          | 159  | 652                  |
| 419                           | medical - institutional: s.t. (410-414)                                 | -                 | 2.95          | 167  | 689                  |
| 420                           | medicine  | -                 | 13.33         | 580  | 2227                 |
| 422                           | doctor's/surgeon's fee  | -                 | 1.69          | 229  | 896                  |
| 429                           | medical - non-institutional: s.t. (420-424)                             | -                 | 15.63         | 597  | 2298                 |
| 430                           | cinema, theatre   | -                 | 1.12          | 166  | 644                  |
| 439                           | entertainment : s.t. (430-437)  | -                 | 2.73          | 268  | 1042                 |
| 449                           | goods for personal care and effects: s.t. (440-446)                     | -                 | 0.84          | 151  | 607                  |
| 450                           | toilet soap   | -                 | 4.96          | 974  | 3781                 |
| 451                           | toothbrush, toothpaste etc.   | -                 | 2.73          | 819  | 3186                 |
| 452                           | powder, snow, cream   | -                 | 1.21          | 360  | 1467                 |

\* Unless otherwise specified

(Contd.)

**Table 3U: Monthly per capita quantity and value of consumption for non-food items by MPCE class for all-India**

| all-India                     |  | Urban             |               |  |                      |
|-------------------------------|--|-------------------|---------------|--|----------------------|
| item code                     | item   | quantity<br>(kg*) | value<br>(Rs) | no. of households<br>reporting consumption |                      |
|                               |  |                   |               | per 1000<br>households                     | sample<br>households |
| (1)                           | (2)  | (3)               | (4)           | (5)  | (6)                  |
| <b>MPCE class: Rs 425-500</b> |  |                   |               |  |                      |
| 453                           | hair oil, lotion, shampoo, hair cream                          | -                 | 3.06          | 899  | 3454                 |
| 455                           | shaving blades, shaving stick, razor                           | -                 | 0.76          | 555  | 2147                 |
| 456                           | shaving cream  | -                 | 0.25          | 154  | 591                  |
| 458                           | other toilet articles  | -                 | 0.61          | 246  | 960                  |
| 459                           | toilet articles: s.t. (450-458)                                | -                 | 13.77         | 996  | 3877                 |
| 460                           | electric bulb, tubelight                                       | -                 | 0.58          | 197  | 832                  |
| 467                           | washing soap/soda  | -                 | 5.51          | 948  | 3702                 |
| 468                           | other washing requisites                                       | -                 | 1.11          | 430  | 1754                 |
| 470                           | agarbati   | -                 | 1.11          | 648  | 2497                 |
| 471                           | flower(fresh) : all purposes                                   | -                 | 0.49          | 188  | 665                  |
| 473                           | other petty articles   | -                 | 0.61          | 243  | 917                  |
| 479                           | sundry articles: s.t. (460-473)                                | -                 | 10.24         | 979  | 3841                 |
| 482                           | barber, beautician etc.  | -                 | 2.83          | 764  | 3006                 |
| 483                           | washerman, laundry, ironing                                    | -                 | 0.63          | 156  | 549                  |
| 484                           | tailor   | -                 | 2.03          | 102  | 395                  |
| 487                           | postage & telegram   | -                 | 0.18          | 133  | 551                  |
| 491                           | grinding charges   | -                 | 2.82          | 540  | 2072                 |
| 492                           | miscellaneous expenses   | -                 | 2.09          | 312  | 1251                 |
| 494                           | other consumer services excluding conveyance                   | -                 | 0.48          | 118  | 459                  |
| 499                           | consumer services excluding conveyance: s.t. (480-494)         | -                 | 12.34         | 939  | 3653                 |
| 501                           | railway fare   | -                 | 0.59          | 42   | 138                  |
| 502                           | bus/tram fare  | -                 | 6.72          | 492  | 1900                 |
| 503                           | taxi, auto-rickshaw fare                                       | -                 | 0.92          | 129  | 563                  |
| 508                           | petrol   | -                 | 1.08          | 30   | 137                  |
| 519                           | conveyance : s.t. (500-513)                                    | -                 | 9.88          | 619  | 2448                 |
| 520                           | house rent, garage rent (actual)                               | -                 | 8.61          | 193  | 711                  |
| 521                           | residential land rent  | -                 | 0.86          | 36   | 150                  |
| 529                           | rent: s.t. (520-522)   | -                 | 9.51          | 231  | 872                  |
| 539                           | house rent, garage rent (imputed- urban only)                  | -                 | 66.01         | 702  | 2700                 |
| 540                           | water charges  | -                 | 1.16          | 226  | 935                  |
| 541                           | other consumer taxes & cesses                                  | -                 | 1.06          | 273  | 1041                 |
| 549                           | consumer taxes and cesses: s.t. (540-541)                      | -                 | 2.22          | 395  | 1555                 |
| 569                           | goods for recreation: s.t.(560-568)                            | -                 | 0.52          | 75   | 296                  |
| 579                           | jewellery and ornaments: s.t. (570-573)                        | -                 | 0.51          | 50   | 217                  |
| 580                           | stainless steel utensils                                       | -                 | 0.45          | 189  | 780                  |
| 589                           | crockery & utensils: s.t. (580-583)                            | -                 | 0.69          | 276  | 1103                 |
| 595                           | stove  | -                 | 0.14          | 140  | 545                  |
| 609                           | cooking and household appliances: s.t. (590-600)               | -                 | 0.51          | 205  | 801                  |
| 610                           | bicycle  | -                 | 0.91          | 364  | 1402                 |
| 619                           | personal transport equipment: s.t. (610-614)                   | -                 | 1.35          | 395  | 1532                 |
| 642                           | residential building & land (cost of repairs only)             | -                 | 1.73          | 254  | 989                  |
| 649                           | residential building, land and other durables : s.t. (640-643) | -                 | 1.88          | 270  | 1048                 |

\* Unless otherwise specified

(Contd.)

**Table 3U: Monthly per capita quantity and value of consumption for non-food items by MPCE class for all-India**

| all-India                     |   | Urban             |               |  |                      |
|-------------------------------|---|-------------------|---------------|--|----------------------|
| item code                     | item  | quantity<br>(kg*) | value<br>(Rs) | no. of households<br>reporting consumption |                      |
|                               |   |                   |               | per 1000<br>households                     | sample<br>households |
| (1)                           | (2)   | (3)               | (4)           | (5)  | (6)                  |
| <b>MPCE class: Rs 425-500</b> |   |                   |               |  |                      |
| 659                           | durable goods : total<br>(559+569+579+589+609+619+629+639+649)            | -                 | 5.89          | 702  | 2724                 |
| 999                           | total non-food  | -                 | 186.00        | 1000                                       | 3886                 |
| <b>MPCE class: Rs 500-575</b> |   |                   |               |  |                      |
| 310                           | pan : leaf (no.)  | 2.78              | 0.56          | 82   | 390                  |
| 311                           | pan : finished (no.)  | 1.16              | 1.45          | 106  | 496                  |
| 312                           | supari (gm)   | 3.60              | 0.52          | 98   | 425                  |
| 319                           | pan: s.t. (310-315)   | -                 | 2.84          | 244  | 1087                 |
| 320                           | bidi (no.)  | 29.88             | 4.03          | 278  | 1098                 |
| 321                           | cigarettes (no.)  | 1.76              | 1.65          | 72   | 298                  |
| 322                           | leaf tobacco  | 0.41              | 0.56          | 94   | 368                  |
| 326                           | zarda, kimam, surti (gm)  | 2.07              | 0.60          | 60   | 132                  |
| 329                           | tobacco: s.t. (320-327)   | -                 | 7.33          | 498  | 1878                 |
| 332                           | country liquor (litre)  | 0.50              | 2.52          | 72   | 280                  |
| 334                           | foreign liquor or refined liquor (litre)                                  | 0.06              | 0.69          | 16   | 70                   |
| 339                           | intoxicants: s.t. (330-335)   | -                 | 3.70          | 104  | 412                  |
| 340                           | coke  | 0.34              | 0.58          | 29   | 106                  |
| 341                           | firewood and chips  | 7.25              | 8.66          | 456  | 1782                 |
| 342                           | electricity (std. unit)   | 10.15             | 15.21         | 778  | 3207                 |
| 343                           | dung cake   | -                 | 1.62          | 148  | 555                  |
| 344                           | kerosene - P.D.S. (litre)   | 0.87              | 3.13          | 648  | 2601                 |
| 345                           | kerosene - other sources (litre)  | 0.66              | 6.14          | 486  | 1775                 |
| 346                           | matches (box)   | 1.61              | 0.88          | 932  | 3680                 |
| 347                           | coal  | 0.52              | 0.79          | 39   | 193                  |
| 348                           | L.P.G.  | 0.66              | 8.09          | 263  | 1138                 |
| 351                           | candle (no.)  | 0.23              | 0.27          | 204  | 819                  |
| 359                           | fuel and light: s.t. (340-353)  | -                 | 45.79         | 994  | 3904                 |
| 360                           | dhoti (m)   | 0.02              | 0.64          | 196  | 774                  |
| 361                           | sari (m)  | 0.19              | 6.40          | 804  | 2961                 |
| 362                           | cloth for shirt, pyjama, salwar etc.(m)                                   | 0.16              | 7.12          | 869  | 3365                 |
| 363                           | cloth for coat, trousers, overcoat etc. (m)                               | 0.05              | 4.63          | 650  | 2524                 |
| 364                           | chaddar, dupatta, shawl etc.(no.)   | 0.01              | 1.03          | 335  | 1293                 |
| 365                           | lungi (no.)   | 0.02              | 1.25          | 651  | 2515                 |
| 366                           | gamchha, towel, handkerchief (no.)  | 0.04              | 1.15          | 784  | 3040                 |
| 367                           | hosiery articles, stockings, under-garments etc.(no.)                     | 0.12              | 3.27          | 851  | 3305                 |
| 368                           | ready-made garments (no.)   | 0.05              | 5.47          | 753  | 2935                 |
| 371                           | knitted garments, swea- ter, pullover, cardigan, muffler, scarf etc.(no.) | 0.01              | 1.13          | 220  | 865                  |
| 373                           | clothing: others  | -                 | 0.94          | 213  | 932                  |
| 379                           | clothing: s.t. (360-373)  | -                 | 33.34         | 993  | 3886                 |
| 380                           | bed sheet, bed cover (no.)  | 0.01              | 0.91          | 343  | 1421                 |
| 389                           | bedding etc.: s.t. (380-387)  | -                 | 1.91          | 439  | 1795                 |

\* Unless otherwise specified

(Contd.)

**Table 3U: Monthly per capita quantity and value of consumption for non-food items by MPCE class for all-India**

| all-India                     |   | Urban             |               |  |                      |
|-------------------------------|---|-------------------|---------------|--|----------------------|
| item code                     | item  | quantity<br>(kg*) | value<br>(Rs) | no. of households<br>reporting consumption |                      |
|                               |   |                   |               | per 1000<br>households                     | sample<br>households |
| (1)                           | (2)   | (3)               | (4)           | (5)  | (6)                  |
| <b>MPCE class: Rs 500-575</b> |   |                   |               |  |                      |
| 390                           | leather boots, shoes (pair)                               | 0.01              | 1.75          | 316  | 1241                 |
| 391                           | leather sandals, chappals etc. (pair)                     | 0.01              | 1.37          | 397  | 1661                 |
| 392                           | other leather footwear (pair)                             | 0.01              | 0.71          | 211  | 767                  |
| 393                           | rubber / PVC footwear (pair)                              | 0.05              | 1.94          | 800  | 3176                 |
| 394                           | other footwear (pair)                                     | 0.01              | 0.59          | 236  | 1021                 |
| 399                           | footwear: s.t. (390-394)                                  | -                 | 6.36          | 961  | 3772                 |
| 400                           | books, journals   | -                 | 4.27          | 574  | 2232                 |
| 403                           | stationery  | -                 | 2.02          | 546  | 2195                 |
| 404                           | tuition and other fees (school, college, etc.)            | -                 | 5.60          | 430  | 1654                 |
| 405                           | private tutor/coaching centre                             | -                 | 2.25          | 133  | 476                  |
| 406                           | other educational expenses                                | -                 | 0.82          | 253  | 1029                 |
| 409                           | education: s.t. (400-406)                                 | -                 | 15.21         | 657  | 2580                 |
| 410                           | medicine  | -                 | 3.00          | 169  | 657                  |
| 412                           | doctor's/surgeon's fee                                    | -                 | 0.61          | 102  | 381                  |
| 413                           | hospital & nursing home charges                           | -                 | 0.82          | 44   | 181                  |
| 419                           | medical - institutional: s.t. (410-414)                   | -                 | 4.98          | 181  | 715                  |
| 420                           | medicine  | -                 | 16.94         | 619  | 2356                 |
| 422                           | doctor's/surgeon's fee                                    | -                 | 2.12          | 253  | 923                  |
| 429                           | medical - non-institutional: s.t. (420-424)               | -                 | 19.83         | 633  | 2418                 |
| 430                           | cinema, theatre   | -                 | 1.27          | 165  | 677                  |
| 439                           | entertainment : s.t. (430-437)                            | -                 | 3.84          | 301  | 1219                 |
| 442                           | pen   | -                 | 0.25          | 101  | 408                  |
| 449                           | goods for personal care and effects: s.t. (440-446)       | -                 | 1.09          | 164  | 679                  |
| 450                           | toilet soap   | -                 | 5.71          | 980  | 3827                 |
| 451                           | toothbrush, toothpaste etc.                               | -                 | 3.37          | 871  | 3404                 |
| 452                           | powder, snow, cream                                       | -                 | 1.45          | 385  | 1640                 |
| 453                           | hair oil, lotion, shampoo, hair cream                     | -                 | 3.53          | 907  | 3523                 |
| 455                           | shaving blades, shaving stick, razor                      | -                 | 0.90          | 579  | 2321                 |
| 456                           | shaving cream   | -                 | 0.36          | 183  | 745                  |
| 458                           | other toilet articles                                     | -                 | 0.69          | 246  | 969                  |
| 459                           | toilet articles: s.t. (450-458)                           | -                 | 16.42         | 996  | 3910                 |
| 460                           | electric bulb, tubelight                                  | -                 | 0.82          | 239  | 926                  |
| 465                           | bucket, water bottle/feeding bottle & other plastic goods | -                 | 0.52          | 46   | 165                  |
| 467                           | washing soap/soda   | -                 | 6.34          | 954  | 3767                 |
| 468                           | other washing requisites                                  | -                 | 1.22          | 431  | 1829                 |
| 470                           | agarbati  | -                 | 1.36          | 674  | 2654                 |
| 471                           | flower(fresh) : all purposes                              | -                 | 0.64          | 211  | 756                  |
| 473                           | other petty articles                                      | -                 | 0.78          | 247  | 955                  |
| 479                           | sundry articles: s.t. (460-473)                           | -                 | 12.35         | 978  | 3890                 |
| 482                           | barber, beautician etc.                                   | -                 | 3.06          | 776  | 3008                 |
| 483                           | washerman, laundry, ironing                               | -                 | 0.91          | 186  | 650                  |
| 484                           | tailor  | -                 | 2.53          | 121  | 445                  |

\* Unless otherwise specified

(Contd.)

**Table 3U: Monthly per capita quantity and value of consumption for non-food items by MPCE class for all-India**

| all-India                     |  | Urban             |               |  |                      |
|-------------------------------|--|-------------------|---------------|--|----------------------|
| item code                     | item   | quantity<br>(kg*) | value<br>(Rs) | no. of households<br>reporting consumption |                      |
|                               |  |                   |               | per 1000<br>households                     | sample<br>households |
| (1)                           | (2)  | (3)               | (4)           | (5)  | (6)                  |
| <b>MPCE class: Rs 500-575</b> |  |                   |               |  |                      |
| 487                           | postage & telegram   | -                 | 0.35          | 177  | 654                  |
| 488                           | telephone charges  | -                 | 0.89          | 79   | 335                  |
| 491                           | grinding charges   | -                 | 3.13          | 557  | 2150                 |
| 492                           | miscellaneous expenses   | -                 | 2.24          | 333  | 1306                 |
| 494                           | other consumer services excluding conveyance                   | -                 | 0.46          | 119  | 475                  |
| 499                           | consumer services excluding conveyance: s.t. (480-494)         | -                 | 14.47         | 961  | 3713                 |
| 501                           | railway fare   | -                 | 1.30          | 61   | 201                  |
| 502                           | bus/tram fare  | -                 | 9.09          | 525  | 2115                 |
| 503                           | taxi, auto-rickshaw fare                                       | -                 | 1.38          | 155  | 646                  |
| 505                           | rickshaw (hand drawn & cycle) fare                             | -                 | 0.74          | 98   | 352                  |
| 508                           | petrol   | -                 | 2.26          | 50   | 242                  |
| 519                           | conveyance : s.t. (500-513)                                    | -                 | 15.21         | 692  | 2735                 |
| 520                           | house rent, garage rent (actual)                               | -                 | 12.26         | 236  | 883                  |
| 521                           | residential land rent  | -                 | 0.75          | 38   | 147                  |
| 529                           | rent: s.t. (520-522)   | -                 | 13.08         | 279  | 1047                 |
| 539                           | house rent, garage rent (imputed- urban only)                  | -                 | 77.04         | 677  | 2589                 |
| 540                           | water charges  | -                 | 1.47          | 263  | 1098                 |
| 541                           | other consumer taxes & cesses                                  | -                 | 1.11          | 269  | 1038                 |
| 549                           | consumer taxes and cesses: s.t. (540-541)                      | -                 | 2.59          | 423  | 1663                 |
| 562                           | television   | -                 | 0.72          | 51   | 203                  |
| 569                           | goods for recreation: s.t.(560-568)                            | -                 | 0.95          | 100  | 416                  |
| 579                           | jewellery and ornaments: s.t. (570-573)                        | -                 | 0.66          | 62   | 229                  |
| 580                           | stainless steel utensils                                       | -                 | 0.50          | 206  | 881                  |
| 589                           | crookery & utensils: s.t. (580-583)                            | -                 | 0.70          | 273  | 1136                 |
| 595                           | stove  | -                 | 0.20          | 164  | 598                  |
| 609                           | cooking and household appliances: s.t. (590-600)               | -                 | 1.16          | 244  | 881                  |
| 610                           | bicycle  | -                 | 1.02          | 389  | 1426                 |
| 613                           | tyres & tubes  | -                 | 0.23          | 108  | 416                  |
| 619                           | personal transport equipment: s.t. (610-614)                   | -                 | 1.65          | 429  | 1615                 |
| 642                           | residential building & land (cost of repairs only)             | -                 | 2.15          | 240  | 932                  |
| 649                           | residential building, land and other durables : s.t. (640-643) | -                 | 2.27          | 262  | 1014                 |
| 659                           | durable goods : total<br>(559+569+579+589+609+619+629+639+649) | -                 | 7.82          | 728  | 2787                 |
| 999                           | total non-food   | -                 | 228.00        | 1000                                       | 3926                 |
| <b>MPCE class: Rs 575-665</b> |  |                   |               |  |                      |
| 310                           | pan : leaf (no.)   | 2.98              | 0.57          | 86   | 406                  |
| 311                           | pan : finished (no.)   | 1.22              | 1.85          | 107  | 565                  |
| 312                           | supari (gm)  | 4.40              | 0.64          | 102  | 453                  |
| 313                           | lime (gm)  | 1.97              | 0.06          | 106  | 433                  |
| 319                           | pan: s.t. (310-315)  | -                 | 3.53          | 254  | 1166                 |
| 320                           | bidi (no.)   | 25.88             | 3.43          | 250  | 1081                 |

\* Unless otherwise specified

(Contd.)

**Table 3U: Monthly per capita quantity and value of consumption for non-food items by MPCE class for all-India**

| all-India                     |   | Urban             |               |  |                      |
|-------------------------------|---|-------------------|---------------|--|----------------------|
| item code                     | item  | quantity<br>(kg*) | value<br>(Rs) | no. of households<br>reporting consumption |                      |
|                               |   |                   |               | per 1000<br>households                     | sample<br>households |
| (1)                           | (2)   | (3)               | (4)           | (5)  | (6)                  |
| <b>MPCE class: Rs 575-665</b> |   |                   |               |  |                      |
| 321                           | cigarettes (no.)  | 1.86              | 1.80          | 79   | 390                  |
| 329                           | tobacco: s.t. (320-327)   | -                 | 6.44          | 436  | 1914                 |
| 332                           | country liquor (litre)  | 0.18              | 2.55          | 62   | 280                  |
| 334                           | foreign liquor or refined liquor (litre)                                  | 0.02              | 0.58          | 16   | 84                   |
| 339                           | intoxicants: s.t. (330-335)   | -                 | 3.75          | 96   | 438                  |
| 341                           | firewood and chips  | 5.69              | 7.06          | 356  | 1631                 |
| 342                           | electricity (std. unit)   | 12.50             | 18.72         | 857  | 3754                 |
| 343                           | dung cake   | -                 | 1.48          | 121  | 487                  |
| 344                           | kerosene - P.D.S. (litre)   | 0.85              | 3.10          | 608  | 2726                 |
| 345                           | kerosene - other sources (litre)  | 0.73              | 6.88          | 456  | 1862                 |
| 346                           | matches (box)   | 1.61              | 0.88          | 930  | 4068                 |
| 347                           | coal  | 0.67              | 0.90          | 45   | 192                  |
| 348                           | L.P.G.  | 0.98              | 11.77         | 355  | 1660                 |
| 351                           | candle (no.)  | 0.25              | 0.32          | 229  | 1123                 |
| 359                           | fuel and light: s.t. (340-353)  | -                 | 51.94         | 994  | 4352                 |
| 360                           | dhoti (m)   | 0.02              | 0.64          | 182  | 823                  |
| 361                           | sari (m)  | 0.19              | 7.39          | 786  | 3217                 |
| 362                           | cloth for shirt, pyjama, salwar etc.(m)                                   | 0.18              | 7.81          | 882  | 3778                 |
| 363                           | cloth for coat, trousers, overcoat etc. (m)                               | 0.05              | 5.24          | 675  | 2849                 |
| 364                           | chaddar, dupatta, shawl etc.(no.)   | 0.01              | 1.05          | 320  | 1463                 |
| 365                           | lungi (no.)   | 0.02              | 1.31          | 653  | 2653                 |
| 366                           | gamchha, towel, handkerchief (no.)  | 0.05              | 1.30          | 784  | 3390                 |
| 367                           | hosiery articles, stockings, under-garments etc.(no.)                     | 0.14              | 3.77          | 868  | 3727                 |
| 368                           | ready-made garments (no.)   | 0.06              | 6.20          | 732  | 3182                 |
| 371                           | knitted garments, swea- ter, pullover, cardigan, muffler, scarf etc.(no.) | 0.03              | 1.31          | 225  | 1035                 |
| 373                           | clothing: others  | -                 | 1.44          | 245  | 1141                 |
| 379                           | clothing: s.t. (360-373)  | -                 | 37.84         | 990  | 4326                 |
| 380                           | bed sheet, bed cover (no.)  | 0.01              | 1.17          | 379  | 1734                 |
| 382                           | pillow, quilt, mattress (no.)   | -                 | 0.46          | 112  | 464                  |
| 389                           | bedding etc.: s.t. (380-387)  | -                 | 2.43          | 472  | 2127                 |
| 390                           | leather boots, shoes (pair)   | 0.01              | 2.28          | 357  | 1613                 |
| 391                           | leather sandals, chappals etc. (pair)                                     | 0.02              | 1.74          | 455  | 2022                 |
| 392                           | other leather footwear (pair)   | 0.01              | 0.75          | 219  | 908                  |
| 393                           | rubber / PVC footwear (pair)  | 0.05              | 1.98          | 807  | 3521                 |
| 394                           | other footwear (pair)   | 0.01              | 0.73          | 273  | 1200                 |
| 399                           | footwear: s.t. (390-394)  | -                 | 7.48          | 969  | 4231                 |
| 400                           | books, journals   | -                 | 5.12          | 574  | 2507                 |
| 401                           | newspapers, periodicals   | -                 | 0.50          | 79   | 438                  |
| 403                           | stationery  | -                 | 2.68          | 564  | 2415                 |
| 404                           | tuition and other fees (school, college, etc.)                            | -                 | 8.38          | 446  | 1942                 |
| 405                           | private tutor/coaching centre   | -                 | 2.85          | 137  | 614                  |

\* Unless otherwise specified

(Contd.)

**Table 3U: Monthly per capita quantity and value of consumption for non-food items by MPCE class for all-India**

| all-India                     |  | Urban             |               |  |                      |
|-------------------------------|--|-------------------|---------------|--|----------------------|
| item code                     | item   | quantity<br>(kg*) | value<br>(Rs) | no. of households<br>reporting consumption |                      |
|                               |  |                   |               | per 1000<br>households                     | sample<br>households |
| (1)                           | (2)  | (3)               | (4)           | (5)  | (6)                  |
| <b>MPCE class: Rs 575-665</b> |  |                   |               |  |                      |
| 406                           | other educational expenses                             | -                 | 1.26          | 270  | 1184                 |
| 409                           | education: s.t. (400-406)                              | -                 | 20.81         | 659  | 2904                 |
| 410                           | medicine   | -                 | 2.85          | 173  | 792                  |
| 412                           | doctor's/surgeon's fee                                 | -                 | 0.54          | 111  | 488                  |
| 413                           | hospital & nursing home charges                        | -                 | 0.82          | 42   | 222                  |
| 419                           | medical - institutional: s.t. (410-414)                | -                 | 4.76          | 182  | 846                  |
| 420                           | medicine   | -                 | 17.12         | 611  | 2640                 |
| 422                           | doctor's/surgeon's fee                                 | -                 | 2.42          | 257  | 1020                 |
| 424                           | other medical expenses                                 | -                 | 0.54          | 37   | 162                  |
| 429                           | medical - non-institutional: s.t. (420-424)            | -                 | 20.58         | 627  | 2712                 |
| 430                           | cinema, theatre  | -                 | 1.61          | 176  | 767                  |
| 439                           | entertainment : s.t. (430-437)                         | -                 | 5.29          | 357  | 1504                 |
| 442                           | pen  | -                 | 0.33          | 117  | 534                  |
| 449                           | goods for personal care and effects: s.t. (440-446)    | -                 | 1.35          | 186  | 849                  |
| 450                           | toilet soap  | -                 | 6.36          | 985  | 4293                 |
| 451                           | toothbrush, toothpaste etc.                            | -                 | 3.74          | 888  | 3889                 |
| 452                           | powder, snow, cream                                    | -                 | 1.91          | 465  | 2043                 |
| 453                           | hair oil, lotion, shampoo, hair cream                  | -                 | 3.78          | 907  | 3895                 |
| 455                           | shaving blades, shaving stick, razor                   | -                 | 1.14          | 633  | 2759                 |
| 456                           | shaving cream  | -                 | 0.50          | 225  | 977                  |
| 458                           | other toilet articles                                  | -                 | 0.91          | 276  | 1135                 |
| 459                           | toilet articles: s.t. (450-458)                        | -                 | 18.77         | 998  | 4364                 |
| 460                           | electric bulb, tubelight                               | -                 | 1.02          | 265  | 1166                 |
| 467                           | washing soap/soda                                      | -                 | 7.28          | 971  | 4222                 |
| 468                           | other washing requisites                               | -                 | 1.52          | 485  | 2143                 |
| 470                           | agarbati   | -                 | 1.61          | 720  | 3040                 |
| 471                           | flower(fresh) : all purposes                           | -                 | 0.76          | 235  | 868                  |
| 473                           | other petty articles                                   | -                 | 1.04          | 273  | 1083                 |
| 479                           | sundry articles: s.t. (460-473)                        | -                 | 14.37         | 994  | 4344                 |
| 482                           | barber, beautician etc.                                | -                 | 3.44          | 780  | 3380                 |
| 483                           | washerman, laundry, ironing                            | -                 | 1.02          | 189  | 799                  |
| 484                           | tailor   | -                 | 2.68          | 119  | 560                  |
| 487                           | postage & telegram                                     | -                 | 0.44          | 200  | 880                  |
| 488                           | telephone charges                                      | -                 | 1.76          | 117  | 526                  |
| 491                           | grinding charges                                       | -                 | 3.54          | 597  | 2379                 |
| 492                           | miscellaneous expenses                                 | -                 | 2.94          | 364  | 1567                 |
| 494                           | other consumer services excluding conveyance           | -                 | 0.71          | 146  | 567                  |
| 499                           | consumer services excluding conveyance: s.t. (480-494) | -                 | 17.95         | 964  | 4165                 |
| 501                           | railway fare   | -                 | 1.55          | 70   | 242                  |
| 502                           | bus/tram fare  | -                 | 10.77         | 559  | 2411                 |
| 503                           | taxi, auto-rickshaw fare                               | -                 | 1.67          | 173  | 765                  |
| 505                           | rickshaw (hand drawn & cycle) fare                     | -                 | 0.62          | 87   | 442                  |

\* Unless otherwise specified

(Contd.)



**Table 3U: Monthly per capita quantity and value of consumption for non-food items by MPCE class for all-India**

| all-India                     |  | Urban             |               |  |                      |
|-------------------------------|--|-------------------|---------------|--|----------------------|
| item code                     | item   | quantity<br>(kg*) | value<br>(Rs) | no. of households<br>reporting consumption |                      |
|                               |  |                   |               | per 1000<br>households                     | sample<br>households |
| (1)                           | (2)  | (3)               | (4)           | (5)  | (6)                  |
| <b>MPCE class: Rs 575-665</b> |  |                   |               |  |                      |
| 508                           | petrol   | -                 | 4.81          | 90   | 375                  |
| 519                           | conveyance : s.t. (500-513)                                    | -                 | 20.38         | 738  | 3221                 |
| 520                           | house rent, garage rent (actual)                               | -                 | 17.33         | 272  | 1093                 |
| 521                           | residential land rent  | -                 | 1.33          | 45   | 181                  |
| 529                           | rent: s.t. (520-522)   | -                 | 18.75         | 321  | 1296                 |
| 539                           | house rent, garage rent (imputed- urban only)                  | -                 | 94.61         | 648  | 2824                 |
| 540                           | water charges  | -                 | 2.09          | 320  | 1395                 |
| 541                           | other consumer taxes & cesses                                  | -                 | 1.49          | 273  | 1130                 |
| 549                           | consumer taxes and cesses: s.t. (540-541)                      | -                 | 3.58          | 455  | 1941                 |
| 559                           | furniture & fixtures: s.t. (550-557)                           | -                 | 0.57          | 51   | 240                  |
| 562                           | television   | -                 | 0.95          | 52   | 225                  |
| 569                           | goods for recreation: s.t.(560-568)                            | -                 | 1.24          | 107  | 472                  |
| 570                           | gold ornaments   | -                 | 0.79          | 17   | 94                   |
| 579                           | jewellery and ornaments: s.t. (570-573)                        | -                 | 1.13          | 58   | 300                  |
| 580                           | stainless steel utensils                                       | -                 | 0.71          | 237  | 1004                 |
| 589                           | crockery & utensils: s.t. (580-583)                            | -                 | 0.94          | 300  | 1283                 |
| 595                           | stove  | -                 | 0.23          | 164  | 650                  |
| 609                           | cooking and household appliances: s.t. (590-600)               | -                 | 0.89          | 239  | 1007                 |
| 610                           | bicycle  | -                 | 1.10          | 394  | 1585                 |
| 611                           | motor cycle, scooter   | -                 | 0.87          | 81   | 333                  |
| 613                           | tyres & tubes  | -                 | 0.27          | 105  | 444                  |
| 619                           | personal transport equipment: s.t. (610-614)                   | -                 | 2.28          | 448  | 1827                 |
| 642                           | residential building & land (cost of repairs only)             | -                 | 2.35          | 219  | 964                  |
| 649                           | residential building, land and other durables : s.t. (640-643) | -                 | 2.62          | 248  | 1081                 |
| 659                           | durable goods : total<br>(559+569+579+589+609+619+629+639+649) | -                 | 9.82          | 734  | 3134                 |
| 999                           | total non-food   | -                 | 270.00        | 1000                                       | 4374                 |
| <b>MPCE class: Rs 665-775</b> |  |                   |               |  |                      |
| 310                           | pan : leaf (no.)   | 3.24              | 0.74          | 85   | 443                  |
| 311                           | pan : finished (no.)   | 1.30              | 1.83          | 94   | 634                  |
| 312                           | supari (gm)  | 4.59              | 0.61          | 99   | 488                  |
| 313                           | lime (gm)  | 1.80              | 0.07          | 104  | 481                  |
| 319                           | pan: s.t. (310-315)  | -                 | 3.57          | 240  | 1294                 |
| 320                           | bidi (no.)   | 22.98             | 3.25          | 208  | 964                  |
| 321                           | cigarettes (no.)   | 3.44              | 3.08          | 100  | 572                  |
| 329                           | tobacco: s.t. (320-327)  | -                 | 7.49          | 402  | 1951                 |
| 332                           | country liquor (litre)   | 0.31              | 2.48          | 57   | 277                  |
| 334                           | foreign liquor or refined liquor (litre)                       | 0.10              | 1.16          | 23   | 116                  |
| 339                           | intoxicants: s.t. (330-335)                                    | -                 | 4.24          | 93   | 455                  |
| 340                           | coke   | 0.34              | 0.57          | 20   | 74                   |
| 341                           | firewood and chips   | 4.70              | 5.96          | 278  | 1383                 |

\* Unless otherwise specified

(Contd.)

**Table 3U: Monthly per capita quantity and value of consumption for non-food items by MPCE class for all-India**

| all-India                     |   | Urban             |               |  |                      |
|-------------------------------|---|-------------------|---------------|--|----------------------|
| item code                     | item  | quantity<br>(kg*) | value<br>(Rs) | no. of households<br>reporting consumption |                      |
|                               |   |                   |               | per 1000<br>households                     | sample<br>households |
| (1)                           | (2)   | (3)               | (4)           | (5)  | (6)                  |
| <b>MPCE class: Rs 665-775</b> |   |                   |               |  |                      |
| 342                           | electricity (std. unit)   | 14.58             | 22.27         | 866  | 4181                 |
| 343                           | dung cake   | -                 | 1.07          | 85   | 370                  |
| 344                           | kerosene - P.D.S. (litre)   | 0.86              | 3.07          | 564  | 2737                 |
| 345                           | kerosene - other sources (litre)  | 0.72              | 6.94          | 417  | 1871                 |
| 346                           | matches (box)   | 1.61              | 0.92          | 915  | 4366                 |
| 347                           | coal  | 0.38              | 0.63          | 29   | 157                  |
| 348                           | L.P.G.  | 1.30              | 16.06         | 467  | 2328                 |
| 351                           | candle (no.)  | 0.28              | 0.37          | 245  | 1358                 |
| 359                           | fuel and light: s.t. (340-353)  | -                 | 58.23         | 988  | 4743                 |
| 360                           | dhoti (m)   | 0.02              | 0.70          | 187  | 887                  |
| 361                           | sari (m)  | 0.20              | 8.55          | 795  | 3442                 |
| 362                           | cloth for shirt, pyjama, salwar etc.(m)                                 | 0.18              | 8.73          | 883  | 4068                 |
| 363                           | cloth for coat, trousers, overcoat etc. (m)                             | 0.06              | 6.24          | 698  | 3091                 |
| 364                           | chaddar, dupatta, shawl etc.(no.)                                       | 0.01              | 1.17          | 317  | 1571                 |
| 365                           | lungi (no.)   | 0.02              | 1.38          | 628  | 2841                 |
| 366                           | gamchha, towel, handkerchief (no.)                                      | 0.05              | 1.51          | 792  | 3745                 |
| 367                           | hosiery articles, stockings, under-garments etc.(no.)                   | 0.15              | 4.30          | 885  | 4114                 |
| 368                           | ready-made garments (no.)   | 0.06              | 7.59          | 745  | 3606                 |
| 371                           | knitted garments, sweater, pullover, cardigan, muffler, scarf etc.(no.) | 0.01              | 1.45          | 224  | 1169                 |
| 373                           | clothing: others  | -                 | 1.33          | 235  | 1233                 |
| 379                           | clothing: s.t. (360-373)  | -                 | 43.26         | 994  | 4743                 |
| 380                           | bed sheet, bed cover (no.)  | 0.01              | 1.46          | 401  | 2011                 |
| 382                           | pillow, quilt, mattress (no.)   | -                 | 0.48          | 110  | 557                  |
| 389                           | bedding etc.: s.t. (380-387)  | -                 | 2.80          | 479  | 2438                 |
| 390                           | leather boots, shoes (pair)   | 0.01              | 2.85          | 397  | 1989                 |
| 391                           | leather sandals, chappals etc. (pair)                                   | 0.02              | 2.22          | 493  | 2373                 |
| 392                           | other leather footwear (pair)   | 0.01              | 0.98          | 230  | 1084                 |
| 393                           | rubber / PVC footwear (pair)  | 0.05              | 2.15          | 801  | 3753                 |
| 394                           | other footwear (pair)   | 0.01              | 0.71          | 261  | 1300                 |
| 399                           | footwear: s.t. (390-394)  | -                 | 8.91          | 976  | 4661                 |
| 400                           | books, journals   | -                 | 6.47          | 592  | 2763                 |
| 401                           | newspapers, periodicals   | -                 | 1.07          | 143  | 777                  |
| 403                           | stationery  | -                 | 3.06          | 574  | 2681                 |
| 404                           | tuition and other fees (school, college, etc.)                          | -                 | 10.48         | 477  | 2229                 |
| 405                           | private tutor/coaching centre   | -                 | 4.23          | 167  | 787                  |
| 406                           | other educational expenses  | -                 | 1.50          | 267  | 1323                 |
| 409                           | education: s.t. (400-406)   | -                 | 26.84         | 687  | 3260                 |
| 410                           | medicine  | -                 | 4.26          | 182  | 900                  |
| 411                           | X-ray, ECG, pathological test etc.                                      | -                 | 0.51          | 52   | 243                  |
| 412                           | doctor's/surgeon's fee  | -                 | 1.05          | 120  | 535                  |
| 413                           | hospital & nursing home charges   | -                 | 1.95          | 67   | 296                  |

\* Unless otherwise specified

(Contd.)

**Table 3U: Monthly per capita quantity and value of consumption for non-food items by MPCE class for all-India**

| all-India                     |   | Urban             |               |  |                      |
|-------------------------------|---|-------------------|---------------|--|----------------------|
| item code                     | item  | quantity<br>(kg*) | value<br>(Rs) | no. of households<br>reporting consumption |                      |
|                               |   |                   |               | per 1000<br>households                     | sample<br>households |
| (1)                           | (2)   | (3)               | (4)           | (5)  | (6)                  |
| <b>MPCE class: Rs 665-775</b> |   |                   |               |  |                      |
| 414                           | other medical expenses                                    | -                 | 0.68          | 51   | 268                  |
| 419                           | medical - institutional: s.t. (410-414)                   | -                 | 8.45          | 196  | 965                  |
| 420                           | medicine  | -                 | 21.19         | 617  | 2878                 |
| 421                           | X-ray, ECG, pathological test etc.                        | -                 | 0.64          | 19   | 92                   |
| 422                           | doctor's/surgeon's fee                                    | -                 | 3.07          | 275  | 1173                 |
| 424                           | other medical expenses                                    | -                 | 0.66          | 48   | 220                  |
| 429                           | medical - non-institutional: s.t. (420-424)               | -                 | 25.62         | 635  | 2958                 |
| 430                           | cinema, theatre   | -                 | 2.11          | 191  | 855                  |
| 439                           | entertainment : s.t. (430-437)                            | -                 | 6.92          | 400  | 1785                 |
| 442                           | pen   | -                 | 0.39          | 117  | 615                  |
| 444                           | umbrella, raincoat  | -                 | 0.57          | 22   | 114                  |
| 449                           | goods for personal care and effects: s.t. (440-446)       | -                 | 1.83          | 189  | 1003                 |
| 450                           | toilet soap   | -                 | 7.17          | 989  | 4702                 |
| 451                           | toothbrush, toothpaste etc.                               | -                 | 4.25          | 905  | 4303                 |
| 452                           | powder, snow, cream                                       | -                 | 2.18          | 463  | 2275                 |
| 453                           | hair oil, lotion, shampoo, hair cream                     | -                 | 4.22          | 917  | 4249                 |
| 455                           | shaving blades, shaving stick, razor                      | -                 | 1.32          | 663  | 3140                 |
| 456                           | shaving cream   | -                 | 0.59          | 244  | 1157                 |
| 457                           | sanitary napkins  | -                 | 0.57          | 83   | 436                  |
| 458                           | other toilet articles                                     | -                 | 1.08          | 299  | 1305                 |
| 459                           | toilet articles: s.t. (450-458)                           | -                 | 21.48         | 999  | 4776                 |
| 460                           | electric bulb, tubelight                                  | -                 | 1.00          | 263  | 1251                 |
| 465                           | bucket, water bottle/feeding bottle & other plastic goods | -                 | 0.52          | 55   | 267                  |
| 467                           | washing soap/soda   | -                 | 8.11          | 969  | 4613                 |
| 468                           | other washing requisites                                  | -                 | 1.76          | 499  | 2371                 |
| 470                           | agarbati  | -                 | 1.83          | 728  | 3372                 |
| 471                           | flower(fresh) : all purposes                              | -                 | 0.95          | 259  | 1031                 |
| 472                           | insecticide, acid etc.                                    | -                 | 0.48          | 117  | 518                  |
| 473                           | other petty articles                                      | -                 | 1.14          | 284  | 1200                 |
| 479                           | sundry articles: s.t. (460-473)                           | -                 | 16.36         | 993  | 4749                 |
| 480                           | domestic servant/cook                                     | -                 | 0.52          | 19   | 102                  |
| 482                           | barber, beautician etc.                                   | -                 | 3.85          | 790  | 3656                 |
| 483                           | washerman, laundry, ironing                               | -                 | 1.39          | 227  | 977                  |
| 484                           | tailor  | -                 | 3.30          | 121  | 611                  |
| 487                           | postage & telegram  | -                 | 0.53          | 223  | 1075                 |
| 488                           | telephone charges   | -                 | 3.61          | 174  | 841                  |
| 491                           | grinding charges  | -                 | 3.59          | 610  | 2539                 |
| 492                           | miscellaneous expenses                                    | -                 | 3.75          | 378  | 1711                 |
| 494                           | other consumer services excluding conveyance              | -                 | 0.67          | 129  | 598                  |
| 499                           | consumer services excluding conveyance: s.t. (480-494)    | -                 | 22.41         | 970  | 4544                 |
| 501                           | railway fare  | -                 | 2.27          | 87   | 294                  |
| 502                           | bus/tram fare   | -                 | 14.38         | 604  | 2786                 |

\* Unless otherwise specified

(Contd.)

**Table 3U: Monthly per capita quantity and value of consumption for non-food items by MPCE class for all-India**

| all-India                     |  | Urban             |               |  |                      |
|-------------------------------|--|-------------------|---------------|--|----------------------|
| item code                     | item   | quantity<br>(kg*) | value<br>(Rs) | no. of households<br>reporting consumption |                      |
|                               |  |                   |               | per 1000<br>households                     | sample<br>households |
| (1)                           | (2)  | (3)               | (4)           | (5)  | (6)                  |
| <b>MPCE class: Rs 665-775</b> |  |                   |               |  |                      |
| 503                           | taxi, auto-rickshaw fare                                       | -                 | 2.11          | 190  | 894                  |
| 505                           | rickshaw (hand drawn & cycle) fare                             | -                 | 0.89          | 91   | 494                  |
| 508                           | petrol   | -                 | 7.35          | 123  | 649                  |
| 519                           | conveyance : s.t. (500-513)                                    | -                 | 28.30         | 784  | 3724                 |
| 520                           | house rent, garage rent (actual)                               | -                 | 24.64         | 316  | 1332                 |
| 521                           | residential land rent  | -                 | 1.74          | 47   | 194                  |
| 529                           | rent: s.t. (520-522)   | -                 | 26.54         | 360  | 1537                 |
| 539                           | house rent, garage rent (imputed- urban only)                  | -                 | 109.44        | 602  | 2925                 |
| 540                           | water charges  | -                 | 2.49          | 351  | 1646                 |
| 541                           | other consumer taxes & cesses                                  | -                 | 1.70          | 260  | 1206                 |
| 549                           | consumer taxes and cesses: s.t. (540-541)                      | -                 | 4.19          | 465  | 2185                 |
| 559                           | furniture & fixtures: s.t. (550-557)                           | -                 | 0.53          | 43   | 246                  |
| 562                           | television   | -                 | 1.74          | 63   | 274                  |
| 569                           | goods for recreation: s.t.(560-568)                            | -                 | 2.06          | 122  | 613                  |
| 570                           | gold ornaments   | -                 | 1.19          | 21   | 130                  |
| 579                           | jewellery and ornaments: s.t. (570-573)                        | -                 | 1.56          | 57   | 312                  |
| 580                           | stainless steel utensils                                       | -                 | 0.78          | 227  | 1019                 |
| 589                           | crockery & utensils: s.t. (580-583)                            | -                 | 1.08          | 282  | 1331                 |
| 595                           | stove  | -                 | 0.31          | 166  | 653                  |
| 609                           | cooking and household appliances: s.t. (590-600)               | -                 | 1.59          | 257  | 1100                 |
| 610                           | bicycle  | -                 | 1.20          | 377  | 1624                 |
| 611                           | motor cycle, scooter   | -                 | 1.30          | 113  | 555                  |
| 619                           | personal transport equipment: s.t. (610-614)                   | -                 | 2.83          | 452  | 1999                 |
| 642                           | residential building & land (cost of repairs only)             | -                 | 2.89          | 199  | 929                  |
| 649                           | residential building, land and other durables : s.t. (640-643) | -                 | 3.06          | 222  | 1048                 |
| 659                           | durable goods : total<br>(559+569+579+589+609+619+629+639+649) | -                 | 12.89         | 723  | 3337                 |
| 999                           | total non-food   | -                 | 330.00        | 1000                                       | 4785                 |
| <b>MPCE class: Rs 775-915</b> |  |                   |               |  |                      |
| 310                           | pan : leaf (no.)   | 3.82              | 1.02          | 92   | 459                  |
| 311                           | pan : finished (no.)   | 1.36              | 2.15          | 89   | 642                  |
| 312                           | supari (gm)  | 4.99              | 0.66          | 88   | 479                  |
| 319                           | pan: s.t. (310-315)  | -                 | 4.28          | 232  | 1309                 |
| 320                           | bidi (no.)   | 22.33             | 3.29          | 183  | 899                  |
| 321                           | cigarettes (no.)   | 3.12              | 3.27          | 104  | 644                  |
| 329                           | tobacco: s.t. (320-327)  | -                 | 7.81          | 363  | 1988                 |
| 332                           | country liquor (litre)   | 0.75              | 2.32          | 48   | 254                  |
| 334                           | foreign liquor or refined liquor (litre)                       | 0.09              | 1.12          | 24   | 149                  |
| 339                           | intoxicants: s.t. (330-335)                                    | -                 | 3.96          | 83   | 467                  |
| 341                           | firewood and chips   | 3.44              | 4.51          | 210  | 1208                 |
| 342                           | electricity (std. unit)  | 17.05             | 26.54         | 862  | 4520                 |

\* Unless otherwise specified

(Contd.)

**Table 3U: Monthly per capita quantity and value of consumption for non-food items by MPCE class for all-India**

| all-India                     |   | Urban             |               |  |                      |
|-------------------------------|---|-------------------|---------------|--|----------------------|
| item code                     | item  | quantity<br>(kg*) | value<br>(Rs) | no. of households<br>reporting consumption |                      |
|                               |   |                   |               | per 1000<br>households                     | sample<br>households |
| (1)                           | (2)   | (3)               | (4)           | (5)  | (6)                  |
| <b>MPCE class: Rs 775-915</b> |   |                   |               |  |                      |
| 343                           | dung cake   | -                 | 0.97          | 69   | 332                  |
| 344                           | kerosene - P.D.S. (litre)   | 0.80              | 2.70          | 478  | 2594                 |
| 345                           | kerosene - other sources (litre)  | 0.80              | 7.57          | 420  | 1908                 |
| 346                           | matches (box)   | 1.74              | 1.02          | 911  | 4647                 |
| 347                           | coal  | 0.45              | 0.99          | 25   | 122                  |
| 348                           | L.P.G.  | 1.60              | 19.90         | 528  | 2870                 |
| 351                           | candle (no.)  | 0.41              | 0.53          | 288  | 1671                 |
| 359                           | fuel and light: s.t. (340-353)  | -                 | 65.37         | 984  | 5068                 |
| 360                           | dhoti (m)   | 0.02              | 0.75          | 165  | 830                  |
| 361                           | sari (m)  | 0.21              | 9.67          | 751  | 3569                 |
| 362                           | cloth for shirt, pyjama, salwar etc.(m)                                   | 0.20              | 9.89          | 886  | 4474                 |
| 363                           | cloth for coat, trousers, overcoat etc. (m)                               | 0.06              | 6.95          | 661  | 3288                 |
| 364                           | chaddar, dupatta, shawl etc.(no.)   | 0.02              | 1.50          | 330  | 1771                 |
| 365                           | lungi (no.)   | 0.03              | 1.46          | 620  | 2965                 |
| 366                           | gamchha, towel, handkerchief (no.)  | 0.07              | 1.82          | 809  | 4099                 |
| 367                           | hosiery articles, stockings, under-garments etc.(no.)                     | 0.16              | 4.67          | 863  | 4399                 |
| 368                           | ready-made garments (no.)   | 0.07              | 8.61          | 738  | 3877                 |
| 371                           | knitted garments, swea- ter, pullover, cardigan, muffler, scarf etc.(no.) | 0.01              | 2.08          | 247  | 1439                 |
| 373                           | clothing: others  | -                 | 1.77          | 209  | 1223                 |
| 379                           | clothing: s.t. (360-373)  | -                 | 49.59         | 991  | 5106                 |
| 380                           | bed sheet, bed cover (no.)  | 0.02              | 1.92          | 454  | 2417                 |
| 382                           | pillow, quilt, mattress (no.)   | 0.01              | 0.63          | 128  | 646                  |
| 389                           | bedding etc.: s.t. (380-387)  | -                 | 3.57          | 531  | 2855                 |
| 390                           | leather boots, shoes (pair)   | 0.02              | 3.79          | 447  | 2413                 |
| 391                           | leather sandals, chappals etc. (pair)                                     | 0.02              | 2.62          | 534  | 2806                 |
| 392                           | other leather footwear (pair)   | 0.01              | 1.14          | 242  | 1184                 |
| 393                           | rubber / PVC footwear (pair)  | 0.05              | 2.26          | 809  | 4069                 |
| 394                           | other footwear (pair)   | 0.01              | 0.81          | 241  | 1431                 |
| 399                           | footwear: s.t. (390-394)  | -                 | 10.62         | 972  | 5022                 |
| 400                           | books, journals   | -                 | 7.41          | 581  | 3016                 |
| 401                           | newspapers, periodicals   | -                 | 1.75          | 204  | 1134                 |
| 403                           | stationery  | -                 | 3.39          | 543  | 2845                 |
| 404                           | tuition and other fees (school, college, etc.)                            | -                 | 14.13         | 489  | 2436                 |
| 405                           | private tutor/coaching centre   | -                 | 5.76          | 171  | 919                  |
| 406                           | other educational expenses  | -                 | 1.90          | 262  | 1444                 |
| 409                           | education: s.t. (400-406)   | -                 | 34.34         | 679  | 3542                 |
| 410                           | medicine  | -                 | 6.51          | 194  | 1025                 |
| 411                           | X-ray, ECG, pathological test etc.  | -                 | 0.73          | 52   | 293                  |
| 412                           | doctor's/surgeon's fee  | -                 | 1.43          | 127  | 637                  |
| 413                           | hospital & nursing home charges   | -                 | 2.34          | 66   | 344                  |
| 414                           | other medical expenses  | -                 | 0.55          | 51   | 302                  |

\* Unless otherwise specified

(Contd.)

**Table 3U: Monthly per capita quantity and value of consumption for non-food items by MPCE class for all-India**

| all-India                     |  | Urban             |               |  |                      |
|-------------------------------|--|-------------------|---------------|--|----------------------|
| item code                     | item   | quantity<br>(kg*) | value<br>(Rs) | no. of households<br>reporting consumption |                      |
|                               |  |                   |               | per 1000<br>households                     | sample<br>households |
| (1)                           | (2)  | (3)               | (4)           | (5)  | (6)                  |
| <b>MPCE class: Rs 775-915</b> |  |                   |               |  |                      |
| 419                           | medical - institutional: s.t. (410-414)                | -                 | 11.55         | 202  | 1087                 |
| 420                           | medicine   | -                 | 25.79         | 620  | 3176                 |
| 421                           | X-ray, ECG, pathological test etc.                     | -                 | 1.01          | 24   | 130                  |
| 422                           | doctor's/surgeon's fee                                 | -                 | 3.61          | 270  | 1311                 |
| 424                           | other medical expenses                                 | -                 | 1.17          | 46   | 264                  |
| 429                           | medical - non-institutional: s.t. (420-424)            | -                 | 31.68         | 640  | 3282                 |
| 430                           | cinema, theatre  | -                 | 2.21          | 177  | 925                  |
| 439                           | entertainment : s.t. (430-437)                         | -                 | 8.28          | 412  | 2100                 |
| 442                           | pen  | -                 | 0.55          | 143  | 759                  |
| 444                           | umbrella, raincoat                                     | -                 | 0.62          | 23   | 161                  |
| 446                           | other goods for personal care and effects              | -                 | 0.53          | 61   | 333                  |
| 449                           | goods for personal care and effects: s.t. (440-446)    | -                 | 2.34          | 216  | 1191                 |
| 450                           | toilet soap  | -                 | 7.80          | 990  | 5081                 |
| 451                           | toothbrush, toothpaste etc.                            | -                 | 4.79          | 919  | 4714                 |
| 452                           | powder, snow, cream                                    | -                 | 2.63          | 477  | 2502                 |
| 453                           | hair oil, lotion, shampoo, hair cream                  | -                 | 4.80          | 909  | 4592                 |
| 455                           | shaving blades, shaving stick, razor                   | -                 | 1.58          | 701  | 3565                 |
| 456                           | shaving cream  | -                 | 0.81          | 296  | 1439                 |
| 457                           | sanitary napkins                                       | -                 | 1.08          | 123  | 648                  |
| 458                           | other toilet articles                                  | -                 | 1.31          | 291  | 1403                 |
| 459                           | toilet articles: s.t. (450-458)                        | -                 | 24.91         | 998  | 5138                 |
| 460                           | electric bulb, tubelight                               | -                 | 1.33          | 262  | 1410                 |
| 467                           | washing soap/soda                                      | -                 | 9.02          | 965  | 4940                 |
| 468                           | other washing requisites                               | -                 | 2.08          | 528  | 2720                 |
| 470                           | agarbati   | -                 | 2.23          | 749  | 3612                 |
| 471                           | flower(fresh) : all purposes                           | -                 | 1.20          | 277  | 1161                 |
| 472                           | insecticide, acid etc.                                 | -                 | 0.64          | 132  | 610                  |
| 473                           | other petty articles                                   | -                 | 1.38          | 284  | 1310                 |
| 479                           | sundry articles: s.t. (460-473)                        | -                 | 19.20         | 992  | 5098                 |
| 480                           | domestic servant/cook                                  | -                 | 1.32          | 39   | 221                  |
| 482                           | barber, beautician etc.                                | -                 | 4.20          | 763  | 3819                 |
| 483                           | washerman, laundry, ironing                            | -                 | 1.89          | 248  | 1156                 |
| 484                           | tailor   | -                 | 4.54          | 128  | 722                  |
| 487                           | postage & telegram                                     | -                 | 0.78          | 268  | 1311                 |
| 488                           | telephone charges                                      | -                 | 6.49          | 230  | 1192                 |
| 491                           | grinding charges                                       | -                 | 3.67          | 582  | 2686                 |
| 492                           | miscellaneous expenses                                 | -                 | 4.30          | 378  | 1962                 |
| 494                           | other consumer services excluding conveyance           | -                 | 0.82          | 144  | 674                  |
| 499                           | consumer services excluding conveyance: s.t. (480-494) | -                 | 29.55         | 962  | 4884                 |
| 501                           | railway fare   | -                 | 3.41          | 96   | 386                  |
| 502                           | bus/tram fare  | -                 | 17.60         | 598  | 3033                 |
| 503                           | taxi, auto-rickshaw fare                               | -                 | 2.71          | 190  | 1059                 |

\* Unless otherwise specified

(Contd.)

**Table 3U: Monthly per capita quantity and value of consumption for non-food items by MPCE class for all-India**

| <b>all-India</b>               |  | <b>Urban</b>      |               |  |                      |
|--------------------------------|--|-------------------|---------------|--|----------------------|
| item code                      | item   | quantity<br>(kg*) | value<br>(Rs) | no. of households<br>reporting consumption |                      |
|                                |  |                   |               | per 1000<br>households                     | sample<br>households |
| (1)                            | (2)  | (3)               | (4)           | (5)  | (6)                  |
| <b>MPCE class: Rs 775-915</b>  |  |                   |               |  |                      |
| 505                            | rickshaw (hand drawn & cycle) fare                             | -                 | 0.97          | 102  | 550                  |
| 508                            | petrol   | -                 | 12.79         | 176  | 947                  |
| 510                            | diesel   | -                 | 0.52          | 5  | 30                   |
| 512                            | school bus/van   | -                 | 0.85          | 15   | 99                   |
| 519                            | conveyance : s.t. (500-513)                                    | -                 | 40.11         | 799  | 4141                 |
| 520                            | house rent, garage rent (actual)                               | -                 | 31.36         | 341  | 1591                 |
| 521                            | residential land rent  | -                 | 2.37          | 46   | 216                  |
| 529                            | rent: s.t. (520-522)   | -                 | 33.96         | 390  | 1823                 |
| 539                            | house rent, garage rent (imputed- urban only)                  | -                 | 129.26        | 578  | 3019                 |
| 540                            | water charges  | -                 | 3.07          | 364  | 1917                 |
| 541                            | other consumer taxes & cesses                                  | -                 | 2.39          | 259  | 1271                 |
| 549                            | consumer taxes and cesses: s.t. (540-541)                      | -                 | 5.46          | 469  | 2440                 |
| 559                            | furniture & fixtures: s.t. (550-557)                           | -                 | 0.82          | 52   | 311                  |
| 562                            | television   | -                 | 2.57          | 61   | 294                  |
| 569                            | goods for recreation: s.t.(560-568)                            | -                 | 3.15          | 133  | 739                  |
| 570                            | gold ornaments   | -                 | 1.72          | 26   | 155                  |
| 579                            | jewellery and ornaments: s.t. (570-573)                        | -                 | 2.11          | 58   | 340                  |
| 580                            | stainless steel utensils                                       | -                 | 0.97          | 227  | 1192                 |
| 589                            | crockery & utensils: s.t. (580-583)                            | -                 | 1.33          | 296  | 1547                 |
| 595                            | stove  | -                 | 0.34          | 160  | 701                  |
| 597                            | refrigerator   | -                 | 0.91          | 13   | 63                   |
| 609                            | cooking and household appliances: s.t. (590-600)               | -                 | 2.50          | 258  | 1235                 |
| 610                            | bicycle  | -                 | 1.25          | 344  | 1650                 |
| 611                            | motor cycle, scooter   | -                 | 2.47          | 157  | 821                  |
| 619                            | personal transport equipment: s.t. (610-614)                   | -                 | 4.30          | 451  | 2225                 |
| 642                            | residential building & land (cost of repairs only)             | -                 | 3.27          | 185  | 994                  |
| 649                            | residential building, land and other durables : s.t. (640-643) | -                 | 3.84          | 216  | 1145                 |
| 659                            | durable goods : total<br>(559+569+579+589+609+619+629+639+649) | -                 | 18.27         | 737  | 3728                 |
| 999                            | total non-food   | -                 | 405.00        | 1000                                       | 5150                 |
| <b>MPCE class: Rs 915-1120</b> |  |                   |               |  |                      |
| 310                            | pan : leaf (no.)   | 2.39              | 0.71          | 66   | 440                  |
| 311                            | pan : finished (no.)   | 1.58              | 2.29          | 91   | 690                  |
| 312                            | supari (gm)  | 3.77              | 0.55          | 70   | 470                  |
| 319                            | pan: s.t. (310-315)  | -                 | 3.88          | 203  | 1338                 |
| 320                            | bidi (no.)   | 17.43             | 2.64          | 139  | 798                  |
| 321                            | cigarettes (no.)   | 4.52              | 5.03          | 114  | 773                  |
| 329                            | tobacco: s.t. (320-327)  | -                 | 8.96          | 330  | 2013                 |
| 332                            | country liquor (litre)   | 0.86              | 2.14          | 36   | 213                  |
| 334                            | foreign liquor or refined liquor (litre)                       | 0.09              | 1.98          | 28   | 181                  |
| 339                            | intoxicants: s.t. (330-335)                                    | -                 | 5.09          | 77   | 471                  |

\* Unless otherwise specified

(Contd.)

**Table 3U: Monthly per capita quantity and value of consumption for non-food items by MPCE class for all-India**

| all-India                      |   | Urban             |               |  |                      |
|--------------------------------|---|-------------------|---------------|--|----------------------|
| item code                      | item  | quantity<br>(kg*) | value<br>(Rs) | no. of households<br>reporting consumption |                      |
|                                |   |                   |               | per 1000<br>households                     | sample<br>households |
| (1)                            | (2)   | (3)               | (4)           | (5)  | (6)                  |
| <b>MPCE class: Rs 915-1120</b> |   |                   |               |  |                      |
| 341                            | firewood and chips  | 2.52              | 3.31          | 147  | 916                  |
| 342                            | electricity (std. unit)   | 21.11             | 32.45         | 881  | 5014                 |
| 343                            | dung cake   | -                 | 0.56          | 36   | 204                  |
| 344                            | kerosene - P.D.S. (litre)   | 0.78              | 2.40          | 409  | 2448                 |
| 345                            | kerosene - other sources (litre)  | 0.73              | 7.09          | 358  | 1849                 |
| 346                            | matches (box)   | 1.69              | 0.99          | 889  | 5045                 |
| 347                            | coal  | 0.34              | 0.68          | 15   | 85                   |
| 348                            | L.P.G.  | 1.98              | 24.69         | 606  | 3563                 |
| 351                            | candle (no.)  | 0.44              | 0.68          | 345  | 2102                 |
| 359                            | fuel and light: s.t. (340-353)  | -                 | 73.30         | 974  | 5543                 |
| 360                            | dhoti (m)   | 0.02              | 0.81          | 155  | 894                  |
| 361                            | sari (m)  | 0.24              | 12.07         | 725  | 3780                 |
| 362                            | cloth for shirt, pyjama, salwar etc.(m)                                 | 0.21              | 10.92         | 873  | 4829                 |
| 363                            | cloth for coat, trousers, overcoat etc. (m)                             | 0.07              | 8.17          | 674  | 3671                 |
| 364                            | chaddar, dupatta, shawl etc.(no.)                                       | 0.02              | 1.71          | 311  | 1867                 |
| 365                            | lungi (no.)   | 0.03              | 1.65          | 622  | 3239                 |
| 366                            | gamchha, towel, handkerchief (no.)                                      | 0.07              | 2.05          | 799  | 4506                 |
| 367                            | hosiery articles, stockings, under-garments etc.(no.)                   | 0.18              | 5.28          | 878  | 4904                 |
| 368                            | ready-made garments (no.)   | 0.07              | 11.33         | 742  | 4262                 |
| 371                            | knitted garments, sweater, pullover, cardigan, muffler, scarf etc.(no.) | 0.02              | 2.13          | 229  | 1523                 |
| 373                            | clothing: others  | -                 | 2.03          | 233  | 1392                 |
| 379                            | clothing: s.t. (360-373)  | -                 | 58.58         | 990  | 5621                 |
| 380                            | bed sheet, bed cover (no.)  | 0.02              | 2.29          | 459  | 2747                 |
| 381                            | rug, blanket (no.)  | -                 | 0.58          | 82   | 547                  |
| 382                            | pillow, quilt, mattress (no.)   | 0.08              | 0.71          | 124  | 700                  |
| 389                            | bedding etc.: s.t. (380-387)  | -                 | 4.34          | 543  | 3238                 |
| 390                            | leather boots, shoes (pair)   | 0.02              | 4.93          | 471  | 2808                 |
| 391                            | leather sandals, chappals etc. (pair)                                   | 0.02              | 3.23          | 553  | 3256                 |
| 392                            | other leather footwear (pair)   | 0.01              | 1.20          | 230  | 1293                 |
| 393                            | rubber / PVC footwear (pair)  | 0.05              | 2.43          | 778  | 4367                 |
| 394                            | other footwear (pair)   | 0.01              | 0.90          | 253  | 1478                 |
| 399                            | footwear: s.t. (390-394)  | -                 | 12.70         | 974  | 5548                 |
| 400                            | books, journals   | -                 | 8.78          | 553  | 3180                 |
| 401                            | newspapers, periodicals   | -                 | 2.89          | 287  | 1707                 |
| 403                            | stationery  | -                 | 4.02          | 540  | 3026                 |
| 404                            | tuition and other fees (school, college, etc.)                          | -                 | 20.00         | 472  | 2606                 |
| 405                            | private tutor/coaching centre   | -                 | 8.42          | 196  | 1089                 |
| 406                            | other educational expenses  | -                 | 2.46          | 252  | 1525                 |
| 409                            | education: s.t. (400-406)   | -                 | 46.61         | 682  | 3881                 |
| 410                            | medicine  | -                 | 6.74          | 184  | 1059                 |
| 411                            | X-ray, ECG, pathological test etc.                                      | -                 | 0.90          | 56   | 308                  |

\* Unless otherwise specified

(Contd.)



**Table 3U: Monthly per capita quantity and value of consumption for non-food items by MPCE class for all-India**

| all-India                      |   | Urban             |               |  |                      |
|--------------------------------|---|-------------------|---------------|--|----------------------|
| item code                      | item  | quantity<br>(kg*) | value<br>(Rs) | no. of households<br>reporting consumption |                      |
|                                |   |                   |               | per 1000<br>households                     | sample<br>households |
| (1)                            | (2)   | (3)               | (4)           | (5)  | (6)                  |
| <b>MPCE class: Rs 915-1120</b> |   |                   |               |  |                      |
| 412                            | doctor's/surgeon's fee                                    | -                 | 1.63          | 128  | 677                  |
| 413                            | hospital & nursing home charges                           | -                 | 2.96          | 62   | 315                  |
| 414                            | other medical expenses                                    | -                 | 1.19          | 54   | 294                  |
| 419                            | medical - institutional: s.t. (410-414)                   | -                 | 13.41         | 200  | 1126                 |
| 420                            | medicine  | -                 | 29.63         | 595  | 3457                 |
| 421                            | X-ray, ECG, pathological test etc.                        | -                 | 1.08          | 28   | 154                  |
| 422                            | doctor's/surgeon's fee                                    | -                 | 4.78          | 276  | 1464                 |
| 424                            | other medical expenses                                    | -                 | 1.79          | 54   | 291                  |
| 429                            | medical - non-institutional: s.t. (420-424)               | -                 | 37.36         | 616  | 3558                 |
| 430                            | cinema, theatre   | -                 | 2.65          | 182  | 1045                 |
| 431                            | mela, fair, picnic  | -                 | 0.57          | 20   | 106                  |
| 432                            | sports goods, toys etc.                                   | -                 | 0.54          | 33   | 242                  |
| 436                            | video cassette / V.C.R. / V.C.P.(hire)                    | -                 | 0.50          | 22   | 141                  |
| 439                            | entertainment : s.t. (430-437)                            | -                 | 11.14         | 456  | 2545                 |
| 440                            | spectacles  | -                 | 0.67          | 9  | 64                   |
| 442                            | pen   | -                 | 0.63          | 143  | 845                  |
| 444                            | umbrella, raincoat  | -                 | 1.15          | 33   | 198                  |
| 446                            | other goods for personal care and effects                 | -                 | 0.59          | 56   | 391                  |
| 449                            | goods for personal care and effects: s.t. (440-446)       | -                 | 3.42          | 223  | 1364                 |
| 450                            | toilet soap   | -                 | 8.80          | 988  | 5594                 |
| 451                            | toothbrush, toothpaste etc.                               | -                 | 5.52          | 913  | 5214                 |
| 452                            | powder, snow, cream                                       | -                 | 3.32          | 496  | 2860                 |
| 453                            | hair oil, lotion, shampoo, hair cream                     | -                 | 5.60          | 909  | 5070                 |
| 455                            | shaving blades, shaving stick, razor                      | -                 | 1.85          | 711  | 4010                 |
| 456                            | shaving cream   | -                 | 0.93          | 310  | 1702                 |
| 457                            | sanitary napkins  | -                 | 1.16          | 138  | 801                  |
| 458                            | other toilet articles                                     | -                 | 1.62          | 310  | 1673                 |
| 459                            | toilet articles: s.t. (450-458)                           | -                 | 28.93         | 996  | 5661                 |
| 460                            | electric bulb, tubelight                                  | -                 | 1.61          | 266  | 1656                 |
| 465                            | bucket, water bottle/feeding bottle & other plastic goods | -                 | 0.71          | 59   | 391                  |
| 467                            | washing soap/soda   | -                 | 10.46         | 960  | 5438                 |
| 468                            | other washing requisites                                  | -                 | 2.52          | 535  | 3017                 |
| 470                            | agarbati  | -                 | 2.58          | 736  | 3983                 |
| 471                            | flower(fresh) : all purposes                              | -                 | 1.56          | 299  | 1379                 |
| 472                            | insecticide, acid etc.                                    | -                 | 0.87          | 159  | 806                  |
| 473                            | other petty articles                                      | -                 | 1.55          | 267  | 1416                 |
| 479                            | sundry articles: s.t. (460-473)                           | -                 | 22.65         | 989  | 5616                 |
| 480                            | domestic servant/cook                                     | -                 | 3.18          | 70   | 443                  |
| 481                            | sweeper   | -                 | 0.55          | 100  | 538                  |
| 482                            | barber, beautician etc.                                   | -                 | 4.91          | 771  | 4228                 |
| 483                            | washerman, laundry, ironing                               | -                 | 2.80          | 288  | 1466                 |
| 484                            | tailor  | -                 | 5.58          | 138  | 826                  |

\* Unless otherwise specified

(Contd.)

**Table 3U: Monthly per capita quantity and value of consumption for non-food items by MPCE class for all-India**

| all-India                      |  | Urban             |               |  |                      |
|--------------------------------|--|-------------------|---------------|--|----------------------|
| item code                      | item   | quantity<br>(kg*) | value<br>(Rs) | no. of households<br>reporting consumption |                      |
|                                |  |                   |               | per 1000<br>households                     | sample<br>households |
| (1)                            | (2)  | (3)               | (4)           | (5)  | (6)                  |
| <b>MPCE class: Rs 915-1120</b> |  |                   |               |  |                      |
| 485                            | priest   | -                 | 0.71          | 79   | 499                  |
| 487                            | postage & telegram   | -                 | 0.98          | 295  | 1589                 |
| 488                            | telephone charges  | -                 | 11.57         | 318  | 1782                 |
| 491                            | grinding charges   | -                 | 3.68          | 561  | 2753                 |
| 492                            | miscellaneous expenses   | -                 | 4.96          | 388  | 2107                 |
| 493                            | pet animals (incl. birds, fish)                                | -                 | 0.69          | 15   | 94                   |
| 494                            | other consumer services excluding conveyance                   | -                 | 1.03          | 149  | 789                  |
| 499                            | consumer services excluding conveyance: s.t. (480-494)         | -                 | 41.21         | 968  | 5405                 |
| 501                            | railway fare   | -                 | 4.20          | 106  | 488                  |
| 502                            | bus/tram fare  | -                 | 22.44         | 601  | 3354                 |
| 503                            | taxi, auto-rickshaw fare                                       | -                 | 4.66          | 222  | 1291                 |
| 505                            | rickshaw (hand drawn & cycle) fare                             | -                 | 1.29          | 98   | 599                  |
| 508                            | petrol   | -                 | 20.53         | 243  | 1406                 |
| 511                            | lubricating oil  | -                 | 0.77          | 86   | 502                  |
| 512                            | school bus/van   | -                 | 1.33          | 27   | 169                  |
| 519                            | conveyance : s.t. (500-513)                                    | -                 | 56.49         | 829  | 4757                 |
| 520                            | house rent, garage rent (actual)                               | -                 | 45.58         | 377  | 2003                 |
| 521                            | residential land rent  | -                 | 4.54          | 62   | 253                  |
| 529                            | rent: s.t. (520-522)   | -                 | 50.60         | 440  | 2271                 |
| 539                            | house rent, garage rent (imputed- urban only)                  | -                 | 160.41        | 544  | 3160                 |
| 540                            | water charges  | -                 | 3.98          | 395  | 2184                 |
| 541                            | other consumer taxes & cesses                                  | -                 | 3.53          | 265  | 1375                 |
| 549                            | consumer taxes and cesses: s.t. (540-541)                      | -                 | 7.52          | 492  | 2708                 |
| 559                            | furniture & fixtures: s.t. (550-557)                           | -                 | 1.33          | 60   | 380                  |
| 562                            | television   | -                 | 3.85          | 77   | 358                  |
| 569                            | goods for recreation: s.t.(560-568)                            | -                 | 4.68          | 154  | 857                  |
| 570                            | gold ornaments   | -                 | 2.92          | 35   | 235                  |
| 579                            | jewellery and ornaments: s.t. (570-573)                        | -                 | 3.49          | 68   | 439                  |
| 580                            | stainless steel utensils                                       | -                 | 0.96          | 205  | 1207                 |
| 589                            | crockery & utensils: s.t. (580-583)                            | -                 | 1.35          | 265  | 1563                 |
| 594                            | washing machine  | -                 | 0.57          | 7  | 29                   |
| 595                            | stove  | -                 | 0.34          | 144  | 650                  |
| 597                            | refrigerator   | -                 | 0.98          | 14   | 76                   |
| 609                            | cooking and household appliances: s.t. (590-600)               | -                 | 3.04          | 267  | 1347                 |
| 610                            | bicycle  | -                 | 1.26          | 294  | 1579                 |
| 611                            | motor cycle, scooter   | -                 | 4.30          | 214  | 1182                 |
| 619                            | personal transport equipment: s.t. (610-614)                   | -                 | 6.18          | 453  | 2450                 |
| 642                            | residential building & land (cost of repairs only)             | -                 | 4.49          | 159  | 948                  |
| 649                            | residential building, land and other durables : s.t. (640-643) | -                 | 4.94          | 192  | 1126                 |
| 659                            | durable goods : total<br>(559+569+579+589+609+619+629+639+649) | -                 | 25.27         | 727  | 4029                 |

\* Unless otherwise specified

(Contd.)

**Table 3U: Monthly per capita quantity and value of consumption for non-food items by MPCE class for all-India**

| all-India                       |   | Urban             |               |  |                      |
|---------------------------------|---|-------------------|---------------|--|----------------------|
| item code                       | item  | quantity<br>(kg*) | value<br>(Rs) | no. of households<br>reporting consumption |                      |
|                                 |   |                   |               | per 1000<br>households                     | sample<br>households |
| (1)                             | (2)   | (3)               | (4)           | (5)  | (6)                  |
| <b>MPCE class: Rs 915-1120</b>  |   |                   |               |  |                      |
| 999                             | total non-food  | -                 | 511.00        | 1000                                       | 5677                 |
| <b>MPCE class: Rs 1120-1500</b> |   |                   |               |  |                      |
| 310                             | pan : leaf (no.)  | 2.99              | 0.89          | 67   | 482                  |
| 311                             | pan : finished (no.)  | 1.69              | 2.65          | 93   | 804                  |
| 312                             | supari (gm)   | 5.22              | 0.68          | 75   | 540                  |
| 319                             | pan: s.t. (310-315)   | -                 | 4.74          | 209  | 1528                 |
| 320                             | bidi (no.)  | 16.50             | 2.41          | 118  | 691                  |
| 321                             | cigarettes (no.)  | 6.15              | 7.24          | 138  | 1010                 |
| 327                             | other tobacco products (gm)   | 2.09              | 0.59          | 23   | 219                  |
| 329                             | tobacco: s.t. (320-327)   | -                 | 11.11         | 319  | 2163                 |
| 332                             | country liquor (litre)  | 0.57              | 2.42          | 42   | 256                  |
| 333                             | beer (litre)  | 0.02              | 0.59          | 10   | 78                   |
| 334                             | foreign liquor or refined liquor (litre)                                | 0.05              | 2.66          | 31   | 252                  |
| 339                             | intoxicants: s.t. (330-335)   | -                 | 6.16          | 85   | 564                  |
| 341                             | firewood and chips  | 1.94              | 2.52          | 90   | 766                  |
| 342                             | electricity (std. unit)   | 26.56             | 42.80         | 899  | 5953                 |
| 344                             | kerosene - P.D.S. (litre)   | 0.51              | 1.86          | 293  | 2141                 |
| 345                             | kerosene - other sources (litre)  | 0.72              | 7.47          | 331  | 1902                 |
| 346                             | matches (box)   | 1.76              | 1.06          | 870  | 5791                 |
| 348                             | L.P.G.  | 2.48              | 30.11         | 650  | 4564                 |
| 351                             | candle (no.)  | 0.60              | 0.90          | 379  | 2721                 |
| 359                             | fuel and light: s.t. (340-353)  | -                 | 87.89         | 980  | 6516                 |
| 360                             | dhoti (m)   | 0.02              | 0.94          | 136  | 954                  |
| 361                             | sari (m)  | 0.25              | 15.15         | 670  | 4058                 |
| 362                             | cloth for shirt, pyjama, salwar etc.(m)                                 | 0.22              | 12.36         | 865  | 5639                 |
| 363                             | cloth for coat, trousers, overcoat etc. (m)                             | 0.08              | 10.08         | 683  | 4363                 |
| 364                             | chaddar, dupatta, shawl etc.(no.)                                       | 0.02              | 1.98          | 304  | 2217                 |
| 365                             | lungi (no.)   | 0.03              | 1.85          | 616  | 3638                 |
| 366                             | gamchha, towel, handkerchief (no.)                                      | 0.09              | 2.46          | 818  | 5374                 |
| 367                             | hosiery articles, stockings, under-garments etc.(no.)                   | 0.19              | 6.12          | 884  | 5801                 |
| 368                             | ready-made garments (no.)   | 0.08              | 13.95         | 726  | 4993                 |
| 371                             | knitted garments, sweater, pullover, cardigan, muffler, scarf etc.(no.) | 0.01              | 2.82          | 234  | 1953                 |
| 373                             | clothing: others  | -                 | 2.50          | 217  | 1550                 |
| 379                             | clothing: s.t. (360-373)  | -                 | 70.61         | 993  | 6602                 |
| 380                             | bed sheet, bed cover (no.)  | 0.03              | 3.21          | 510  | 3509                 |
| 381                             | rug, blanket (no.)  | -                 | 0.80          | 86   | 718                  |
| 382                             | pillow, quilt, mattress (no.)   | 0.01              | 0.82          | 128  | 952                  |
| 389                             | bedding etc.: s.t. (380-387)  | -                 | 5.75          | 577  | 4005                 |
| 390                             | leather boots, shoes (pair)   | 0.02              | 6.39          | 514  | 3622                 |
| 391                             | leather sandals, chappals etc. (pair)                                   | 0.03              | 4.26          | 583  | 3972                 |
| 392                             | other leather footwear (pair)   | 0.01              | 1.44          | 239  | 1506                 |

\* Unless otherwise specified

(Contd.)

**Table 3U: Monthly per capita quantity and value of consumption for non-food items by MPCE class for all-India**

| all-India                       |   | Urban             |               |  |                      |
|---------------------------------|---|-------------------|---------------|--|----------------------|
| item code                       | item  | quantity<br>(kg*) | value<br>(Rs) | no. of households<br>reporting consumption |                      |
|                                 |   |                   |               | per 1000<br>households                     | sample<br>households |
| (1)                             | (2)   | (3)               | (4)           | (5)  | (6)                  |
| <b>MPCE class: Rs 1120-1500</b> |   |                   |               |  |                      |
| 393                             | rubber / PVC footwear (pair)                        | 0.05              | 2.51          | 757  | 5012                 |
| 394                             | other footwear (pair)                               | 0.01              | 1.00          | 233  | 1649                 |
| 399                             | footwear: s.t. (390-394)                            | -                 | 15.60         | 979  | 6484                 |
| 400                             | books, journals                                     | -                 | 11.49         | 537  | 3704                 |
| 401                             | newspapers, periodicals                             | -                 | 5.11          | 403  | 2768                 |
| 403                             | stationery  | -                 | 4.65          | 516  | 3526                 |
| 404                             | tuition and other fees (school, college, etc.)      | -                 | 30.61         | 476  | 3152                 |
| 405                             | private tutor/coaching centre                       | -                 | 12.71         | 208  | 1330                 |
| 406                             | other educational expenses                          | -                 | 3.05          | 233  | 1742                 |
| 409                             | education: s.t. (400-406)                           | -                 | 67.73         | 696  | 4729                 |
| 410                             | medicine  | -                 | 8.42          | 201  | 1410                 |
| 411                             | X-ray, ECG, pathological test etc.                  | -                 | 1.42          | 61   | 405                  |
| 412                             | doctor's/surgeon's fee                              | -                 | 2.37          | 144  | 885                  |
| 413                             | hospital & nursing home charges                     | -                 | 4.70          | 67   | 447                  |
| 414                             | other medical expenses                              | -                 | 1.55          | 61   | 400                  |
| 419                             | medical - institutional: s.t. (410-414)             | -                 | 18.46         | 215  | 1512                 |
| 420                             | medicine  | -                 | 37.52         | 613  | 3985                 |
| 421                             | X-ray, ECG, pathological test etc.                  | -                 | 2.38          | 32   | 216                  |
| 422                             | doctor's/surgeon's fee                              | -                 | 6.10          | 283  | 1717                 |
| 424                             | other medical expenses                              | -                 | 1.97          | 46   | 315                  |
| 429                             | medical - non-institutional: s.t. (420-424)         | -                 | 48.08         | 628  | 4080                 |
| 430                             | cinema, theatre                                     | -                 | 4.07          | 215  | 1360                 |
| 431                             | mela, fair, picnic                                  | -                 | 0.87          | 21   | 147                  |
| 432                             | sports goods, toys etc.                             | -                 | 1.02          | 34   | 277                  |
| 435                             | photography   | -                 | 0.53          | 20   | 174                  |
| 436                             | video cassette / V.C.R. / V.C.P.(hire)              | -                 | 0.74          | 27   | 202                  |
| 439                             | entertainment : s.t. (430-437)                      | -                 | 16.11         | 505  | 3323                 |
| 440                             | spectacles  | -                 | 0.93          | 13   | 92                   |
| 442                             | pen   | -                 | 0.79          | 152  | 1085                 |
| 444                             | umbrella, raincoat                                  | -                 | 1.55          | 36   | 262                  |
| 446                             | other goods for personal care and effects           | -                 | 1.07          | 64   | 505                  |
| 449                             | goods for personal care and effects: s.t. (440-446) | -                 | 4.90          | 233  | 1734                 |
| 450                             | toilet soap   | -                 | 10.45         | 994  | 6572                 |
| 451                             | toothbrush, toothpaste etc.                         | -                 | 6.50          | 919  | 6191                 |
| 452                             | powder, snow, cream                                 | -                 | 4.27          | 519  | 3490                 |
| 453                             | hair oil, lotion, shampoo, hair cream               | -                 | 6.79          | 907  | 5973                 |
| 455                             | shaving blades, shaving stick, razor                | -                 | 2.40          | 738  | 4843                 |
| 456                             | shaving cream                                       | -                 | 1.47          | 360  | 2208                 |
| 457                             | sanitary napkins                                    | -                 | 1.74          | 168  | 1206                 |
| 458                             | other toilet articles                               | -                 | 1.89          | 302  | 1989                 |
| 459                             | toilet articles: s.t. (450-458)                     | -                 | 35.63         | 999  | 6644                 |
| 460                             | electric bulb, tubelight                            | -                 | 1.98          | 252  | 1833                 |

\* Unless otherwise specified

(Contd.)

**Table 3U: Monthly per capita quantity and value of consumption for non-food items by MPCE class for all-India**

| all-India                       |   | Urban             |               |  |                      |
|---------------------------------|---|-------------------|---------------|--|----------------------|
| item code                       | item  | quantity<br>(kg*) | value<br>(Rs) | no. of households<br>reporting consumption |                      |
|                                 |   |                   |               | per 1000<br>households                     | sample<br>households |
| (1)                             | (2)   | (3)               | (4)           | (5)  | (6)                  |
| <b>MPCE class: Rs 1120-1500</b> |   |                   |               |  |                      |
| 464                             | glassware   | -                 | 0.60          | 34   | 211                  |
| 465                             | bucket, water bottle/feeding bottle & other plastic goods | -                 | 0.88          | 60   | 463                  |
| 467                             | washing soap/soda   | -                 | 11.86         | 952  | 6382                 |
| 468                             | other washing requisites                                  | -                 | 3.15          | 549  | 3625                 |
| 470                             | agarbati  | -                 | 3.02          | 725  | 4642                 |
| 471                             | flower(fresh) : all purposes                              | -                 | 1.99          | 302  | 1619                 |
| 472                             | insecticide, acid etc.                                    | -                 | 1.29          | 190  | 1143                 |
| 473                             | other petty articles                                      | -                 | 1.89          | 268  | 1652                 |
| 479                             | sundry articles: s.t. (460-473)                           | -                 | 27.27         | 993  | 6596                 |
| 480                             | domestic servant/cook                                     | -                 | 8.20          | 140  | 962                  |
| 481                             | sweeper   | -                 | 0.91          | 112  | 736                  |
| 482                             | barber, beautician etc.                                   | -                 | 5.61          | 750  | 4839                 |
| 483                             | washerman, laundry, ironing                               | -                 | 4.41          | 334  | 1995                 |
| 484                             | tailor  | -                 | 7.33          | 154  | 1035                 |
| 485                             | priest  | -                 | 0.65          | 79   | 652                  |
| 486                             | legal expenses  | -                 | 0.61          | 9  | 46                   |
| 487                             | postage & telegram  | -                 | 1.50          | 340  | 2093                 |
| 488                             | telephone charges   | -                 | 22.50         | 409  | 2862                 |
| 490                             | repair charges for non-durables                           | -                 | 0.56          | 39   | 282                  |
| 491                             | grinding charges  | -                 | 3.63          | 513  | 2900                 |
| 492                             | miscellaneous expenses                                    | -                 | 6.53          | 391  | 2577                 |
| 493                             | pet animals (incl. birds, fish)                           | -                 | 2.17          | 27   | 165                  |
| 494                             | other consumer services excluding conveyance              | -                 | 1.31          | 147  | 892                  |
| 499                             | consumer services excluding conveyance: s.t. (480-494)    | -                 | 65.92         | 975  | 6398                 |
| 501                             | railway fare  | -                 | 5.87          | 120  | 653                  |
| 502                             | bus/tram fare   | -                 | 28.44         | 613  | 3989                 |
| 503                             | taxi, auto-rickshaw fare                                  | -                 | 5.92          | 265  | 1783                 |
| 505                             | rickshaw (hand drawn & cycle) fare                        | -                 | 1.78          | 98   | 690                  |
| 507                             | porter charges  | -                 | 0.95          | 9  | 108                  |
| 508                             | petrol  | -                 | 38.17         | 325  | 2197                 |
| 510                             | diesel  | -                 | 1.10          | 12   | 73                   |
| 511                             | lubricating oil   | -                 | 1.53          | 108  | 740                  |
| 512                             | school bus/van  | -                 | 2.37          | 33   | 233                  |
| 519                             | conveyance : s.t. (500-513)                               | -                 | 86.74         | 878  | 5835                 |
| 520                             | house rent, garage rent (actual)                          | -                 | 66.50         | 429  | 2653                 |
| 521                             | residential land rent                                     | -                 | 5.93          | 65   | 313                  |
| 522                             | consumer rent (other goods)                               | -                 | 0.88          | 14   | 95                   |
| 529                             | rent: s.t. (520-522)                                      | -                 | 73.31         | 492  | 2996                 |
| 539                             | house rent, garage rent (imputed- urban only)             | -                 | 205.02        | 490  | 3459                 |
| 540                             | water charges   | -                 | 4.56          | 382  | 2664                 |
| 541                             | other consumer taxes & cesses                             | -                 | 4.59          | 256  | 1596                 |
| 549                             | consumer taxes and cesses: s.t. (540-541)                 | -                 | 9.15          | 482  | 3285                 |

\* Unless otherwise specified

(Contd.)

**Table 3U: Monthly per capita quantity and value of consumption for non-food items by MPCE class for all-India**

| all-India                       |  | Urban             |               |  |                      |
|---------------------------------|--|-------------------|---------------|--|----------------------|
| item code                       | item   | quantity<br>(kg*) | value<br>(Rs) | no. of households<br>reporting consumption |                      |
|                                 |  |                   |               | per 1000<br>households                     | sample<br>households |
| (1)                             | (2)  | (3)               | (4)           | (5)  | (6)                  |
| <b>MPCE class: Rs 1120-1500</b> |  |                   |               |  |                      |
| 550                             | bedstead   | -                 | 0.62          | 23   | 140                  |
| 551                             | almirah, dressing table  | -                 | 0.70          | 9  | 71                   |
| 559                             | furniture & fixtures: s.t. (550-557)                           | -                 | 2.46          | 72   | 457                  |
| 562                             | television   | -                 | 6.39          | 73   | 409                  |
| 565                             | tape recorder, CD player                                       | -                 | 0.67          | 27   | 192                  |
| 569                             | goods for recreation: s.t.(560-568)                            | -                 | 8.05          | 170  | 1105                 |
| 570                             | gold ornaments   | -                 | 6.65          | 52   | 339                  |
| 579                             | jewellery and ornaments: s.t. (570-573)                        | -                 | 7.33          | 78   | 530                  |
| 580                             | stainless steel utensils                                       | -                 | 1.56          | 229  | 1393                 |
| 589                             | crockery & utensils: s.t. (580-583)                            | -                 | 2.14          | 278  | 1824                 |
| 590                             | electric fan   | -                 | 0.51          | 51   | 302                  |
| 595                             | stove  | -                 | 0.39          | 133  | 690                  |
| 597                             | refrigerator   | -                 | 2.50          | 22   | 154                  |
| 609                             | cooking and household appliances: s.t. (590-600)               | -                 | 5.01          | 260  | 1561                 |
| 610                             | bicycle  | -                 | 1.36          | 261  | 1606                 |
| 611                             | motor cycle, scooter   | -                 | 11.88         | 286  | 1825                 |
| 612                             | motor car, jeep  | -                 | 1.04          | 22   | 165                  |
| 619                             | personal transport equipment: s.t. (610-614)                   | -                 | 14.96         | 471  | 2966                 |
| 639                             | other personal goods: s.t. (630-632)                           | -                 | 0.38          | 100  | 645                  |
| 642                             | residential building & land (cost of repairs only)             | -                 | 6.23          | 132  | 996                  |
| 649                             | residential building, land and other durables : s.t. (640-643) | -                 | 6.88          | 159  | 1190                 |
| 659                             | durable goods : total<br>(559+569+579+589+609+619+629+639+649) | -                 | 47.26         | 728  | 4719                 |
| 999                             | total non-food   | -                 | 702.00        | 1000                                       | 6651                 |
| <b>MPCE class: Rs 1500-1925</b> |  |                   |               |  |                      |
| 310                             | pan : leaf (no.)   | 1.76              | 0.65          | 39   | 253                  |
| 311                             | pan : finished (no.)   | 1.48              | 2.56          | 73   | 422                  |
| 312                             | supari (gm)  | 4.52              | 0.71          | 54   | 279                  |
| 315                             | other ingredients for pan (gm)                                 | 3.73              | 0.70          | 52   | 162                  |
| 319                             | pan: s.t. (310-315)  | -                 | 4.68          | 173  | 810                  |
| 320                             | bidi (no.)   | 10.25             | 1.77          | 71   | 301                  |
| 321                             | cigarettes (no.)   | 7.04              | 8.69          | 128  | 644                  |
| 327                             | other tobacco products (gm)                                    | 2.66              | 0.57          | 18   | 94                   |
| 329                             | tobacco: s.t. (320-327)  | -                 | 11.78         | 249  | 1135                 |
| 332                             | country liquor (litre)   | 0.33              | 2.16          | 28   | 127                  |
| 333                             | beer (litre)   | 0.05              | 1.09          | 14   | 62                   |
| 334                             | foreign liquor or refined liquor (litre)                       | 0.21              | 4.51          | 38   | 206                  |
| 339                             | intoxicants: s.t. (330-335)                                    | -                 | 7.79          | 78   | 368                  |
| 341                             | firewood and chips   | 1.04              | 1.49          | 48   | 320                  |
| 342                             | electricity (std. unit)  | 37.04             | 59.96         | 917  | 3579                 |
| 344                             | kerosene - P.D.S. (litre)                                      | 0.35              | 1.30          | 210  | 1035                 |

\* Unless otherwise specified

(Contd.)

**Table 3U: Monthly per capita quantity and value of consumption for non-food items by MPCE class for all-India**

| all-India                       |   | Urban             |               |  |                      |
|---------------------------------|---|-------------------|---------------|--|----------------------|
| item code                       | item  | quantity<br>(kg*) | value<br>(Rs) | no. of households<br>reporting consumption |                      |
|                                 |   |                   |               | per 1000<br>households                     | sample<br>households |
| (1)                             | (2)   | (3)               | (4)           | (5)  | (6)                  |
| <b>MPCE class: Rs 1500-1925</b> |   |                   |               |  |                      |
| 345                             | kerosene - other sources (litre)  | 0.49              | 5.00          | 230  | 904                  |
| 346                             | matches (box)   | 1.75              | 1.05          | 866  | 3402                 |
| 348                             | L.P.G.  | 2.92              | 35.97         | 738  | 3003                 |
| 351                             | candle (no.)  | 0.67              | 1.13          | 409  | 1701                 |
| 359                             | fuel and light: s.t. (340-353)  | -                 | 106.77        | 977  | 3836                 |
| 360                             | dhoti (m)   | 0.02              | 0.95          | 128  | 527                  |
| 361                             | sari (m)  | 0.28              | 19.39         | 688  | 2524                 |
| 362                             | cloth for shirt, pyjama, salwar etc.(m)                                 | 0.23              | 14.68         | 848  | 3343                 |
| 363                             | cloth for coat, trousers, overcoat etc. (m)                             | 0.08              | 12.23         | 665  | 2598                 |
| 364                             | chaddar, dupatta, shawl etc.(no.)                                       | 0.02              | 2.88          | 339  | 1444                 |
| 365                             | lungi (no.)   | 0.03              | 1.90          | 582  | 2061                 |
| 366                             | gamchha, towel, handkerchief (no.)                                      | 0.10              | 3.03          | 802  | 3211                 |
| 367                             | hosiery articles, stockings, under-garments etc.(no.)                   | 0.22              | 7.34          | 888  | 3472                 |
| 368                             | ready-made garments (no.)   | 0.10              | 19.47         | 765  | 2997                 |
| 371                             | knitted garments, sweater, pullover, cardigan, muffler, scarf etc.(no.) | 0.03              | 3.96          | 265  | 1286                 |
| 373                             | clothing: others  | -                 | 3.85          | 252  | 1000                 |
| 379                             | clothing: s.t. (360-373)  | -                 | 90.22         | 993  | 3877                 |
| 380                             | bed sheet, bed cover (no.)  | 0.03              | 4.16          | 549  | 2339                 |
| 381                             | rug, blanket (no.)  | -                 | 1.25          | 95   | 510                  |
| 382                             | pillow, quilt, mattress (no.)   | 0.01              | 1.48          | 176  | 711                  |
| 383                             | cloth for upholstery, curtain, table-cloth etc. (m)                     | 0.02              | 0.70          | 70   | 339                  |
| 389                             | bedding etc.: s.t. (380-387)  | -                 | 8.51          | 614  | 2597                 |
| 390                             | leather boots, shoes (pair)   | 0.03              | 8.80          | 578  | 2405                 |
| 391                             | leather sandals, chappals etc. (pair)                                   | 0.03              | 5.45          | 650  | 2569                 |
| 392                             | other leather footwear (pair)   | 0.01              | 1.87          | 240  | 950                  |
| 393                             | rubber / PVC footwear (pair)  | 0.05              | 2.73          | 748  | 2936                 |
| 394                             | other footwear (pair)   | 0.01              | 1.22          | 245  | 917                  |
| 399                             | footwear: s.t. (390-394)  | -                 | 20.07         | 976  | 3829                 |
| 400                             | books, journals   | -                 | 13.31         | 533  | 2235                 |
| 401                             | newspapers, periodicals   | -                 | 9.32          | 548  | 2161                 |
| 403                             | stationery  | -                 | 5.40          | 532  | 2161                 |
| 404                             | tuition and other fees (school, college, etc.)                          | -                 | 48.33         | 489  | 1928                 |
| 405                             | private tutor/coaching centre   | -                 | 16.12         | 203  | 872                  |
| 406                             | other educational expenses  | -                 | 4.92          | 237  | 1067                 |
| 409                             | education: s.t. (400-406)   | -                 | 97.65         | 766  | 3020                 |
| 410                             | medicine  | -                 | 13.47         | 220  | 872                  |
| 411                             | X-ray, ECG, pathological test etc.                                      | -                 | 2.17          | 79   | 321                  |
| 412                             | doctor's/surgeon's fee  | -                 | 4.16          | 161  | 580                  |
| 413                             | hospital & nursing home charges   | -                 | 8.12          | 92   | 320                  |
| 414                             | other medical expenses  | -                 | 1.91          | 73   | 295                  |
| 419                             | medical - institutional: s.t. (410-414)                                 | -                 | 29.82         | 244  | 939                  |

\* Unless otherwise specified

(Contd.)

**Table 3U: Monthly per capita quantity and value of consumption for non-food items by MPCE class for all-India**

| all-India                       |  | Urban             |               |  |                      |
|---------------------------------|--|-------------------|---------------|--|----------------------|
| item code                       | item   | quantity<br>(kg*) | value<br>(Rs) | no. of households<br>reporting consumption |                      |
|                                 |  |                   |               | per 1000<br>households                     | sample<br>households |
| (1)                             | (2)  | (3)               | (4)           | (5)  | (6)                  |
| <b>MPCE class: Rs 1500-1925</b> |  |                   |               |  |                      |
| 420                             | medicine   | -                 | 42.68         | 597  | 2405                 |
| 421                             | X-ray, ECG, pathological test etc.                       | -                 | 2.80          | 40   | 164                  |
| 422                             | doctor's/surgeon's fee                                   | -                 | 7.89          | 297  | 1111                 |
| 424                             | other medical expenses                                   | -                 | 3.00          | 53   | 230                  |
| 429                             | medical - non-institutional: s.t. (420-424)              | -                 | 56.59         | 621  | 2479                 |
| 430                             | cinema, theatre  | -                 | 6.22          | 247  | 905                  |
| 431                             | mela, fair, picnic                                       | -                 | 1.45          | 24   | 105                  |
| 432                             | sports goods, toys etc.                                  | -                 | 3.39          | 64   | 239                  |
| 434                             | goods for recreation and hobbies                         | -                 | 0.59          | 17   | 70                   |
| 435                             | photography  | -                 | 1.31          | 36   | 139                  |
| 436                             | video cassette / V.C.R. / V.C.P.(hire)                   | -                 | 1.59          | 51   | 189                  |
| 439                             | entertainment : s.t. (430-437)                           | -                 | 26.21         | 604  | 2236                 |
| 440                             | spectacles   | -                 | 1.92          | 23   | 99                   |
| 441                             | torch  | -                 | 0.50          | 14   | 73                   |
| 442                             | pen  | -                 | 1.06          | 170  | 732                  |
| 444                             | umbrella, raincoat                                       | -                 | 1.66          | 37   | 194                  |
| 446                             | other goods for personal care and effects                | -                 | 1.04          | 62   | 278                  |
| 449                             | goods for personal care and effects: s.t. (440-446)      | -                 | 6.82          | 251  | 1126                 |
| 450                             | toilet soap  | -                 | 12.33         | 993  | 3863                 |
| 451                             | toothbrush, toothpaste etc.                              | -                 | 7.66          | 955  | 3704                 |
| 452                             | powder, snow, cream                                      | -                 | 6.15          | 569  | 2219                 |
| 453                             | hair oil, lotion, shampoo, hair cream                    | -                 | 8.98          | 924  | 3555                 |
| 455                             | shaving blades, shaving stick, razor                     | -                 | 3.10          | 776  | 2933                 |
| 456                             | shaving cream  | -                 | 1.81          | 401  | 1508                 |
| 457                             | sanitary napkins   | -                 | 3.36          | 260  | 900                  |
| 458                             | other toilet articles                                    | -                 | 2.90          | 363  | 1356                 |
| 459                             | toilet articles: s.t. (450-458)                          | -                 | 46.48         | 999  | 3896                 |
| 460                             | electric bulb, tubelight                                 | -                 | 2.76          | 280  | 1237                 |
| 464                             | glassware  | -                 | 1.07          | 54   | 181                  |
| 465                             | bucket, water bottle/feeding bottle & otherplastic goods | -                 | 1.52          | 79   | 327                  |
| 467                             | washing soap/soda  | -                 | 13.75         | 938  | 3723                 |
| 468                             | other washing requisites                                 | -                 | 4.59          | 606  | 2269                 |
| 470                             | agarbati   | -                 | 3.65          | 767  | 2867                 |
| 471                             | flower(fresh) : all purposes                             | -                 | 2.96          | 326  | 1053                 |
| 472                             | insecticide, acid etc.                                   | -                 | 2.35          | 271  | 900                  |
| 473                             | other petty articles                                     | -                 | 2.50          | 286  | 1063                 |
| 479                             | sundry articles: s.t. (460-473)                          | -                 | 36.17         | 991  | 3868                 |
| 480                             | domestic servant/cook                                    | -                 | 18.64         | 256  | 963                  |
| 481                             | sweeper  | -                 | 1.96          | 185  | 628                  |
| 482                             | barber, beautician etc.                                  | -                 | 6.74          | 754  | 2886                 |
| 483                             | washerman, laundry, ironing                              | -                 | 7.34          | 436  | 1539                 |
| 484                             | tailor   | -                 | 10.23         | 186  | 725                  |

\* Unless otherwise specified

(Contd.)



**Table 3U: Monthly per capita quantity and value of consumption for non-food items by MPCE class for all-India**

| all-India                       |  | Urban             |               |  |                      |
|---------------------------------|--|-------------------|---------------|--|----------------------|
| item code                       | item   | quantity<br>(kg*) | value<br>(Rs) | no. of households<br>reporting consumption |                      |
|                                 |  |                   |               | per 1000<br>households                     | sample<br>households |
| (1)                             | (2)  | (3)               | (4)           | (5)  | (6)                  |
| <b>MPCE class: Rs 1500-1925</b> |  |                   |               |  |                      |
| 485                             | priest   | -                 | 1.24          | 83   | 402                  |
| 486                             | legal expenses   | -                 | 2.58          | 7  | 23                   |
| 487                             | postage & telegram                                     | -                 | 2.13          | 358  | 1380                 |
| 488                             | telephone charges                                      | -                 | 43.15         | 552  | 2210                 |
| 490                             | repair charges for non-durables                        | -                 | 1.37          | 47   | 206                  |
| 491                             | grinding charges                                       | -                 | 3.55          | 511  | 1797                 |
| 492                             | miscellaneous expenses                                 | -                 | 9.47          | 424  | 1596                 |
| 493                             | pet animals (incl. birds, fish)                        | -                 | 1.35          | 35   | 140                  |
| 494                             | other consumer services excluding conveyance           | -                 | 2.45          | 182  | 617                  |
| 499                             | consumer services excluding conveyance: s.t. (480-494) | -                 | 112.20        | 983  | 3804                 |
| 500                             | airway fare  | -                 | 0.50          | 2  | 12                   |
| 501                             | railway fare   | -                 | 11.47         | 158  | 456                  |
| 502                             | bus/tram fare  | -                 | 35.15         | 607  | 2254                 |
| 503                             | taxi, auto-rickshaw fare                               | -                 | 10.37         | 293  | 1185                 |
| 505                             | rickshaw (hand drawn & cycle) fare                     | -                 | 2.17          | 100  | 444                  |
| 507                             | porter charges   | -                 | 1.44          | 10   | 57                   |
| 508                             | petrol   | -                 | 68.90         | 448  | 1677                 |
| 510                             | diesel   | -                 | 2.46          | 22   | 89                   |
| 511                             | lubricating oil  | -                 | 2.74          | 157  | 611                  |
| 512                             | school bus/van   | -                 | 6.15          | 67   | 248                  |
| 513                             | other hired conveyance                                 | -                 | 1.07          | 14   | 72                   |
| 519                             | conveyance : s.t. (500-513)                            | -                 | 142.52        | 924  | 3579                 |
| 520                             | house rent, garage rent (actual)                       | -                 | 90.54         | 406  | 1530                 |
| 521                             | residential land rent                                  | -                 | 7.38          | 57   | 181                  |
| 522                             | consumer rent (other goods)                            | -                 | 1.40          | 16   | 81                   |
| 529                             | rent: s.t. (520-522)                                   | -                 | 99.23         | 469  | 1753                 |
| 539                             | house rent, garage rent (imputed- urban only)          | -                 | 324.13        | 527  | 2075                 |
| 540                             | water charges  | -                 | 6.69          | 470  | 1752                 |
| 541                             | other consumer taxes & cesses                          | -                 | 8.53          | 280  | 1084                 |
| 549                             | consumer taxes and cesses: s.t. (540-541)              | -                 | 15.21         | 567  | 2121                 |
| 550                             | bedstead   | -                 | 1.05          | 22   | 98                   |
| 551                             | almirah, dressing table                                | -                 | 1.44          | 17   | 64                   |
| 552                             | chair, stool, bench, table                             | -                 | 0.74          | 21   | 115                  |
| 557                             | other furniture & fixtures (couch, sofa etc.)          | -                 | 1.14          | 12   | 65                   |
| 559                             | furniture & fixtures: s.t. (550-557)                   | -                 | 4.76          | 77   | 366                  |
| 562                             | television   | -                 | 9.36          | 70   | 273                  |
| 565                             | tape recorder, CD player                               | -                 | 1.11          | 41   | 140                  |
| 566                             | gramophone record, audio/video cassette                | -                 | 0.55          | 97   | 369                  |
| 569                             | goods for recreation: s.t.(560-568)                    | -                 | 11.50         | 203  | 780                  |
| 570                             | gold ornaments   | -                 | 11.67         | 66   | 322                  |
| 579                             | jewellery and ornaments: s.t. (570-573)                | -                 | 12.54         | 94   | 446                  |
| 580                             | stainless steel utensils                               | -                 | 1.75          | 204  | 884                  |

\* Unless otherwise specified

(Contd.)

**Table 3U: Monthly per capita quantity and value of consumption for non-food items by MPCE class for all-India**

| all-India                            |  | Urban             |               |  |                      |
|--------------------------------------|--|-------------------|---------------|--|----------------------|
| item code                            | item   | quantity<br>(kg*) | value<br>(Rs) | no. of households<br>reporting consumption |                      |
|                                      |  |                   |               | per 1000<br>households                     | sample<br>households |
| (1)                                  | (2)  | (3)               | (4)           | (5)  | (6)                  |
| <b>MPCE class: Rs 1500-1925</b>      |  |                   |               |  |                      |
| 583                                  | other crockery & utensils                                      | -                 | 0.44          | 108  | 408                  |
| 589                                  | crockery & utensils: s.t. (580-583)                            | -                 | 2.58          | 265  | 1134                 |
| 590                                  | electric fan   | -                 | 0.56          | 59   | 219                  |
| 591                                  | air conditioner, air cooler                                    | -                 | 0.60          | 34   | 137                  |
| 594                                  | washing machine  | -                 | 1.78          | 15   | 67                   |
| 595                                  | stove  | -                 | 0.22          | 102  | 340                  |
| 597                                  | refrigerator   | -                 | 3.09          | 24   | 96                   |
| 600                                  | other cooking/household appliances                             | -                 | 0.80          | 30   | 135                  |
| 609                                  | cooking and household appliances: s.t. (590-600)               | -                 | 7.73          | 273  | 998                  |
| 610                                  | bicycle  | -                 | 1.45          | 242  | 879                  |
| 611                                  | motor cycle, scooter   | -                 | 18.03         | 371  | 1371                 |
| 612                                  | motor car, jeep  | -                 | 4.62          | 48   | 225                  |
| 613                                  | tyres & tubes  | -                 | 0.60          | 79   | 323                  |
| 619                                  | personal transport equipment: s.t. (610-614)                   | -                 | 24.81         | 518  | 1944                 |
| 639                                  | other personal goods: s.t. (630-632)                           | -                 | 0.70          | 106  | 423                  |
| 642                                  | residential building & land (cost of repairs only)             | -                 | 10.24         | 133  | 654                  |
| 643                                  | other durables (specify).....                                  | -                 | 1.03          | 7  | 41                   |
| 649                                  | residential building, land and other durables : s.t. (640-643) | -                 | 11.74         | 164  | 810                  |
| 659                                  | durable goods : total<br>(559+569+579+589+609+619+629+639+649) | -                 | 76.44         | 746  | 2927                 |
| 999                                  | total non-food   | -                 | 995.00        | 1000                                       | 3901                 |
| <b>MPCE class: Rs 1925 and above</b> |  |                   |               |  |                      |
| 310                                  | pan : leaf (no.)   | 1.34              | 0.55          | 27   | 174                  |
| 311                                  | pan : finished (no.)   | 1.50              | 2.79          | 61   | 379                  |
| 319                                  | pan: s.t. (310-315)  | -                 | 4.17          | 122  | 705                  |
| 320                                  | bidi (no.)   | 8.25              | 2.17          | 46   | 184                  |
| 321                                  | cigarettes (no.)   | 10.88             | 16.21         | 161  | 750                  |
| 329                                  | tobacco: s.t. (320-327)  | -                 | 19.12         | 236  | 1060                 |
| 332                                  | country liquor (litre)   | 0.46              | 2.63          | 23   | 123                  |
| 333                                  | beer (litre)   | 0.07              | 3.29          | 16   | 95                   |
| 334                                  | foreign liquor or refined liquor (litre)                       | 0.16              | 14.20         | 59   | 304                  |
| 339                                  | intoxicants: s.t. (330-335)                                    | -                 | 20.55         | 90   | 485                  |
| 341                                  | firewood and chips   | 1.01              | 1.44          | 39   | 262                  |
| 342                                  | electricity (std. unit)  | 139.12            | 194.31        | 881  | 3793                 |
| 344                                  | kerosene - P.D.S. (litre)                                      | 0.25              | 0.90          | 145  | 779                  |
| 345                                  | kerosene - other sources (litre)                               | 0.34              | 3.30          | 159  | 688                  |
| 346                                  | matches (box)  | 1.74              | 1.09          | 815  | 3509                 |
| 348                                  | L.P.G.   | 3.62              | 43.39         | 783  | 3330                 |
| 351                                  | candle (no.)   | 0.72              | 1.32          | 414  | 1868                 |
| 359                                  | fuel and light: s.t. (340-353)                                 | -                 | 246.38        | 951  | 4039                 |
| 360                                  | dhoti (m)  | 0.03              | 1.32          | 128  | 533                  |

\* Unless otherwise specified

(Contd.)

**Table 3U: Monthly per capita quantity and value of consumption for non-food items by MPCE class for all-India**

| all-India                            |   | Urban             |               |  |                      |
|--------------------------------------|---|-------------------|---------------|--|----------------------|
| item code                            | item  | quantity<br>(kg*) | value<br>(Rs) | no. of households<br>reporting consumption |                      |
|                                      |   |                   |               | per 1000<br>households                     | sample<br>households |
| (1)                                  | (2)   | (3)               | (4)           | (5)  | (6)                  |
| <b>MPCE class: Rs 1925 and above</b> |   |                   |               |  |                      |
| 361                                  | sari (m)  | 0.36              | 30.87         | 665  | 2490                 |
| 362                                  | cloth for shirt, pyjama, salwar etc.(m)                                   | 0.26              | 18.88         | 824  | 3448                 |
| 363                                  | cloth for coat, trousers, overcoat etc. (m)                               | 0.09              | 17.88         | 643  | 2768                 |
| 364                                  | chaddar, dupatta, shawl etc.(no.)   | 0.03              | 4.37          | 345  | 1508                 |
| 365                                  | lungi (no.)   | 0.03              | 1.92          | 479  | 1967                 |
| 366                                  | gamchha, towel, handkerchief (no.)  | 0.12              | 4.21          | 810  | 3397                 |
| 367                                  | hosiery articles, stockings, under-garments etc.(no.)                     | 0.24              | 10.78         | 864  | 3643                 |
| 368                                  | ready-made garments (no.)   | 0.12              | 32.44         | 774  | 3157                 |
| 371                                  | knitted garments, swea- ter, pullover, cardigan, muffler, scarf etc.(no.) | 0.02              | 6.86          | 308  | 1441                 |
| 372                                  | knitting wool, cotton yarn (gm)   | 1.24              | 0.67          | 44   | 239                  |
| 373                                  | clothing: others  | -                 | 7.67          | 225  | 940                  |
| 379                                  | clothing: s.t. (360-373)  | -                 | 138.32        | 991  | 4093                 |
| 380                                  | bed sheet, bed cover (no.)  | 0.04              | 7.58          | 592  | 2599                 |
| 381                                  | rug, blanket (no.)  | -                 | 2.01          | 107  | 518                  |
| 382                                  | pillow, quilt, mattress (no.)   | 0.02              | 1.83          | 211  | 881                  |
| 383                                  | cloth for upholstery, curtain, table-cloth etc. (m)                       | 0.02              | 1.80          | 96   | 434                  |
| 387                                  | bedding: others   | -                 | 1.07          | 77   | 312                  |
| 389                                  | bedding etc.: s.t. (380-387)  | -                 | 15.02         | 661  | 2846                 |
| 390                                  | leather boots, shoes (pair)   | 0.03              | 16.39         | 652  | 2746                 |
| 391                                  | leather sandals, chappals etc. (pair)                                     | 0.04              | 8.80          | 687  | 2763                 |
| 392                                  | other leather footwear (pair)   | 0.01              | 2.97          | 273  | 1035                 |
| 393                                  | rubber / PVC footwear (pair)  | 0.06              | 3.35          | 746  | 3058                 |
| 394                                  | other footwear (pair)   | 0.01              | 1.75          | 228  | 884                  |
| 399                                  | footwear: s.t. (390-394)  | -                 | 33.26         | 984  | 4050                 |
| 400                                  | books, journals   | -                 | 21.89         | 571  | 2265                 |
| 401                                  | newspapers, periodicals   | -                 | 13.87         | 653  | 2749                 |
| 403                                  | stationery  | -                 | 8.38          | 549  | 2119                 |
| 404                                  | tuition and other fees (school, college, etc.)                            | -                 | 90.83         | 475  | 1820                 |
| 405                                  | private tutor/coaching centre   | -                 | 26.51         | 193  | 756                  |
| 406                                  | other educational expenses  | -                 | 10.48         | 251  | 1007                 |
| 409                                  | education: s.t. (400-406)   | -                 | 172.33        | 823  | 3375                 |
| 410                                  | medicine  | -                 | 29.27         | 209  | 884                  |
| 411                                  | X-ray, ECG, pathological test etc.  | -                 | 6.61          | 87   | 370                  |
| 412                                  | doctor's/surgeon's fee  | -                 | 11.80         | 155  | 582                  |
| 413                                  | hospital & nursing home charges   | -                 | 2-            | 91   | 358                  |
| 414                                  | other medical expenses  | -                 | 11.39         | 71   | 284                  |
| 419                                  | medical - institutional: s.t. (410-414)                                   | -                 | 79.06         | 234  | 964                  |
| 420                                  | medicine  | -                 | 86.69         | 598  | 2534                 |
| 421                                  | X-ray, ECG, pathological test etc.  | -                 | 10.34         | 56   | 241                  |
| 422                                  | doctor's/surgeon's fee  | -                 | 19.75         | 294  | 1151                 |
| 424                                  | other medical expenses  | -                 | 7.98          | 69   | 243                  |

\* Unless otherwise specified

(Contd.)

**Table 3U: Monthly per capita quantity and value of consumption for non-food items by MPCE class for all-India**

| all-India                            |   | Urban             |               |  |                      |
|--------------------------------------|---|-------------------|---------------|--|----------------------|
| item code                            | item  | quantity<br>(kg*) | value<br>(Rs) | no. of households<br>reporting consumption |                      |
|                                      |   |                   |               | per 1000<br>households                     | sample<br>households |
| (1)                                  | (2)   | (3)               | (4)           | (5)  | (6)                  |
| <b>MPCE class: Rs 1925 and above</b> |   |                   |               |  |                      |
| 429                                  | medical - non-institutional: s.t. (420-424)               | -                 | 124.92        | 626  | 2632                 |
| 430                                  | cinema, theatre   | -                 | 10.31         | 258  | 1006                 |
| 431                                  | mela, fair, picnic  | -                 | 8.07          | 34   | 145                  |
| 432                                  | sports goods, toys etc.                                   | -                 | 8.91          | 67   | 242                  |
| 433                                  | club fees   | -                 | 4.76          | 40   | 119                  |
| 434                                  | goods for recreation and hobbies                          | -                 | 2.61          | 27   | 102                  |
| 435                                  | photography   | -                 | 2.67          | 35   | 177                  |
| 436                                  | video cassette / V.C.R. / V.C.P.(hire)                    | -                 | 2.75          | 64   | 245                  |
| 439                                  | entertainment : s.t. (430-437)                            | -                 | 57.06         | 653  | 2648                 |
| 440                                  | spectacles  | -                 | 5.12          | 39   | 138                  |
| 441                                  | torch   | -                 | 0.60          | 16   | 94                   |
| 442                                  | pen   | -                 | 1.74          | 180  | 816                  |
| 443                                  | lock  | -                 | 0.56          | 26   | 96                   |
| 444                                  | umbrella, raincoat  | -                 | 2.81          | 50   | 209                  |
| 446                                  | other goods for personal care and effects                 | -                 | 3.18          | 66   | 298                  |
| 449                                  | goods for personal care and effects: s.t. (440-446)       | -                 | 14.39         | 290  | 1274                 |
| 450                                  | toilet soap   | -                 | 15.23         | 996  | 4083                 |
| 451                                  | toothbrush, toothpaste etc.                               | -                 | 22.58         | 953  | 3912                 |
| 452                                  | powder, snow, cream                                       | -                 | 18.59         | 625  | 2494                 |
| 453                                  | hair oil, lotion, shampoo, hair cream                     | -                 | 47.50         | 936  | 3791                 |
| 455                                  | shaving blades, shaving stick, razor                      | -                 | 4.08          | 762  | 3133                 |
| 456                                  | shaving cream   | -                 | 2.55          | 433  | 1674                 |
| 457                                  | sanitary napkins  | -                 | 4.34          | 281  | 1025                 |
| 458                                  | other toilet articles                                     | -                 | 4.94          | 386  | 1586                 |
| 459                                  | toilet articles: s.t. (450-458)                           | -                 | 120.05        | 999  | 4107                 |
| 460                                  | electric bulb, tubelight                                  | -                 | 3.68          | 288  | 1336                 |
| 464                                  | glassware   | -                 | 1.04          | 37   | 207                  |
| 465                                  | bucket, water bottle/feeding bottle & other plastic goods | -                 | 2.33          | 92   | 341                  |
| 467                                  | washing soap/soda   | -                 | 18.50         | 954  | 3917                 |
| 468                                  | other washing requisites                                  | -                 | 6.36          | 613  | 2489                 |
| 470                                  | agarbati  | -                 | 4.87          | 742  | 3037                 |
| 471                                  | flower(fresh) : all purposes                              | -                 | 4.40          | 336  | 1116                 |
| 472                                  | insecticide, acid etc.                                    | -                 | 3.56          | 310  | 1120                 |
| 473                                  | other petty articles                                      | -                 | 3.26          | 294  | 1191                 |
| 479                                  | sundry articles: s.t. (460-473)                           | -                 | 49.06         | 983  | 4064                 |
| 480                                  | domestic servant/cook                                     | -                 | 65.53         | 404  | 1515                 |
| 481                                  | sweeper   | -                 | 4.47          | 230  | 817                  |
| 482                                  | barber, beautician etc.                                   | -                 | 10.91         | 739  | 3005                 |
| 483                                  | washerman, laundry, ironing                               | -                 | 14.85         | 565  | 2022                 |
| 484                                  | tailor  | -                 | 16.37         | 204  | 858                  |
| 485                                  | priest  | -                 | 5.33          | 86   | 483                  |
| 486                                  | legal expenses  | -                 | 1.36          | 11   | 42                   |

\* Unless otherwise specified

(Contd.)

**Table 3U: Monthly per capita quantity and value of consumption for non-food items by MPCE class for all-India**

| all-India                            |  | Urban             |               |  |                      |
|--------------------------------------|--|-------------------|---------------|--|----------------------|
| item code                            | item   | quantity<br>(kg*) | value<br>(Rs) | no. of households<br>reporting consumption |                      |
|                                      |  |                   |               | per 1000<br>households                     | sample<br>households |
| (1)                                  | (2)  | (3)               | (4)           | (5)  | (6)                  |
| <b>MPCE class: Rs 1925 and above</b> |  |                   |               |  |                      |
| 487                                  | postage & telegram                                     | -                 | 4.12          | 379  | 1479                 |
| 488                                  | telephone charges                                      | -                 | 89.88         | 704  | 2904                 |
| 490                                  | repair charges for non-durables                        | -                 | 1.20          | 45   | 207                  |
| 491                                  | grinding charges                                       | -                 | 3.02          | 402  | 1591                 |
| 492                                  | miscellaneous expenses                                 | -                 | 22.71         | 472  | 1844                 |
| 493                                  | pet animals (incl. birds, fish)                        | -                 | 4.01          | 43   | 224                  |
| 494                                  | other consumer services excluding conveyance           | -                 | 9.80          | 208  | 705                  |
| 499                                  | consumer services excluding conveyance: s.t. (480-494) | -                 | 253.56        | 991  | 4048                 |
| 500                                  | airway fare  | -                 | 13.80         | 6  | 14                   |
| 501                                  | railway fare   | -                 | 20.03         | 160  | 524                  |
| 502                                  | bus/tram fare  | -                 | 44.13         | 555  | 2268                 |
| 503                                  | taxi, auto-rickshaw fare                               | -                 | 15.31         | 299  | 1252                 |
| 505                                  | rickshaw (hand drawn & cycle) fare                     | -                 | 3.37          | 119  | 485                  |
| 507                                  | porter charges   | -                 | 4.90          | 10   | 54                   |
| 508                                  | petrol   | -                 | 139.37        | 508  | 2092                 |
| 510                                  | diesel   | -                 | 6.96          | 33   | 121                  |
| 511                                  | lubricating oil  | -                 | 5.69          | 177  | 832                  |
| 512                                  | school bus/van   | -                 | 8.55          | 70   | 260                  |
| 513                                  | other hired conveyance                                 | -                 | 1.54          | 25   | 51                   |
| 519                                  | conveyance : s.t. (500-513)                            | -                 | 263.72        | 947  | 3834                 |
| 520                                  | house rent, garage rent (actual)                       | -                 | 164.31        | 423  | 1817                 |
| 521                                  | residential land rent                                  | -                 | 22.81         | 56   | 213                  |
| 522                                  | consumer rent (other goods)                            | -                 | 4.27          | 24   | 85                   |
| 529                                  | rent: s.t. (520-522)                                   | -                 | 191.39        | 491  | 2069                 |
| 539                                  | house rent, garage rent (imputed- urban only)          | -                 | 667.99        | 493  | 2035                 |
| 540                                  | water charges  | -                 | 9.36          | 454  | 1919                 |
| 541                                  | other consumer taxes & cesses                          | -                 | 18.37         | 286  | 1126                 |
| 549                                  | consumer taxes and cesses: s.t. (540-541)              | -                 | 27.73         | 545  | 2282                 |
| 550                                  | bedstead   | -                 | 2.12          | 27   | 127                  |
| 551                                  | almirah, dressing table                                | -                 | 1.77          | 14   | 74                   |
| 552                                  | chair, stool, bench, table                             | -                 | 1.89          | 32   | 159                  |
| 557                                  | other furniture & fixtures (couch, sofa etc.)          | -                 | 1.99          | 10   | 65                   |
| 559                                  | furniture & fixtures: s.t. (550-557)                   | -                 | 8.66          | 81   | 422                  |
| 562                                  | television   | -                 | 18.46         | 87   | 375                  |
| 563                                  | VCR/VCP  | -                 | 0.73          | 8  | 23                   |
| 565                                  | tape recorder, CD player                               | -                 | 5.66          | 43   | 159                  |
| 566                                  | gramophone record, audio/video cassette                | -                 | 1.76          | 112  | 480                  |
| 568                                  | other goods for recreation                             | -                 | 0.60          | 6  | 25                   |
| 569                                  | goods for recreation: s.t.(560-568)                    | -                 | 27.83         | 227  | 957                  |
| 570                                  | gold ornaments   | -                 | 36.62         | 115  | 505                  |
| 579                                  | jewellery and ornaments: s.t. (570-573)                | -                 | 39.15         | 135  | 597                  |
| 580                                  | stainless steel utensils                               | -                 | 2.51          | 201  | 863                  |

\* Unless otherwise specified

(Contd.)

**Table 3U: Monthly per capita quantity and value of consumption for non-food items by MPCE class for all-India**

| all-India                            |  | Urban             |               |  |                      |
|--------------------------------------|--|-------------------|---------------|--|----------------------|
| item code                            | item   | quantity<br>(kg*) | value<br>(Rs) | no. of households<br>reporting consumption |                      |
|                                      |  |                   |               | per 1000<br>households                     | sample<br>households |
| (1)                                  | (2)  | (3)               | (4)           | (5)  | (6)                  |
| <b>MPCE class: Rs 1925 and above</b> |  |                   |               |  |                      |
| 583                                  | other crockery & utensils                                      | -                 | 1.12          | 118  | 493                  |
| 589                                  | crockery & utensils: s.t. (580-583)                            | -                 | 4.17          | 264  | 1165                 |
| 590                                  | electric fan   | -                 | 0.88          | 43   | 205                  |
| 591                                  | air conditioner, air cooler                                    | -                 | 3.30          | 48   | 194                  |
| 594                                  | washing machine  | -                 | 2.99          | 27   | 109                  |
| 597                                  | refrigerator   | -                 | 4.97          | 37   | 159                  |
| 600                                  | other cooking/household appliances                             | -                 | 1.40          | 38   | 166                  |
| 609                                  | cooking and household appliances: s.t. (590-600)               | -                 | 14.81         | 263  | 1044                 |
| 610                                  | bicycle  | -                 | 1.21          | 161  | 657                  |
| 611                                  | motor cycle, scooter   | -                 | 43.31         | 354  | 1548                 |
| 612                                  | motor car, jeep  | -                 | 96.53         | 176  | 657                  |
| 613                                  | tyres & tubes  | -                 | 1.13          | 53   | 265                  |
| 619                                  | personal transport equipment: s.t. (610-614)                   | -                 | 142.64        | 523  | 2169                 |
| 632                                  | any other personal goods                                       | -                 | 1.48          | 13   | 44                   |
| 639                                  | other personal goods: s.t. (630-632)                           | -                 | 2.41          | 127  | 434                  |
| 640                                  | bathroom and sanitary equipment                                | -                 | 1.11          | 10   | 71                   |
| 641                                  | plugs, switches & other electrical fittings                    | -                 | 0.67          | 44   | 202                  |
| 642                                  | residential building & land (cost of repairs only)             | -                 | 24.74         | 122  | 652                  |
| 643                                  | other durables (specify).....                                  | -                 | 2.37          | 10   | 48                   |
| 649                                  | residential building, land and other durables : s.t. (640-643) | -                 | 28.88         | 158  | 823                  |
| 659                                  | durable goods : total<br>(559+569+579+589+609+619+629+639+649) | -                 | 268.88        | 766  | 3160                 |
| 999                                  | total non-food   | -                 | 2099.00       | 1000                                       | 4113                 |
| <b>MPCE class: all</b>               |  |                   |               |  |                      |
| 310                                  | pan : leaf (no.)   | 2.58              | 0.62          | 72   | 4005                 |
| 311                                  | pan : finished (no.)   | 1.20              | 1.76          | 89   | 5659                 |
| 312                                  | supari (gm)  | 3.82              | 0.54          | 83   | 4390                 |
| 319                                  | pan: s.t. (310-315)  | -                 | 3.30          | 216  | 11799                |
| 320                                  | bidi (no.)   | 22.13             | 3.12          | 199  | 9263                 |
| 321                                  | cigarettes (no.)   | 3.24              | 3.68          | 96   | 5536                 |
| 329                                  | tobacco: s.t. (320-327)  | -                 | 8.10          | 396  | 19433                |
| 332                                  | country liquor (litre)   | 0.40              | 2.21          | 56   | 2663                 |
| 334                                  | foreign liquor or refined liquor (litre)                       | 0.07              | 1.83          | 24   | 1453                 |
| 339                                  | intoxicants: s.t. (330-335)                                    | -                 | 4.83          | 94   | 4873                 |
| 341                                  | firewood and chips   | 5.34              | 6.55          | 303  | 14739                |
| 342                                  | electricity (std. unit)  | 20.89             | 31.22         | 815  | 40994                |
| 343                                  | dung cake  | -                 | 1.20          | 99   | 4489                 |
| 344                                  | kerosene - P.D.S. (litre)                                      | 0.71              | 2.50          | 480  | 24086                |
| 345                                  | kerosene - other sources (litre)                               | 0.63              | 5.90          | 385  | 17315                |
| 346                                  | matches (box)  | 1.61              | 0.91          | 901  | 44191                |
| 347                                  | coal   | 0.46              | 0.69          | 27   | 1475                 |

\* Unless otherwise specified

(Contd.)

**Table 3U: Monthly per capita quantity and value of consumption for non-food items by MPCE class for all-India**

| all-India              |   | Urban             |               |  |                      |
|------------------------|---|-------------------|---------------|--|----------------------|
| item code              | item  | quantity<br>(kg*) | value<br>(Rs) | no. of households<br>reporting consumption |                      |
|                        |   |                   |               | per 1000<br>households                     | sample<br>households |
| (1)                    | (2)   | (3)               | (4)           | (5)  | (6)                  |
| <b>MPCE class: all</b> |   |                   |               |  |                      |
| 348                    | L.P.G.  | 1.31              | 16.04         | 446  | 23841                |
| 351                    | candle (no.)  | 0.32              | 0.47          | 268  | 14728                |
| 359                    | fuel and light: s.t. (340-353)  | -                 | 66.25         | 982  | 48256                |
| 360                    | dhoti (m)   | 0.02              | 0.72          | 168  | 8320                 |
| 361                    | sari (m)  | 0.21              | 9.87          | 745  | 33957                |
| 362                    | cloth for shirt, pyjama, salwar etc.(m)                                 | 0.18              | 9.01          | 854  | 41465                |
| 363                    | cloth for coat, trousers, overcoat etc. (m)                             | 0.06              | 6.53          | 645  | 31008                |
| 364                    | chaddar, dupatta, shawl etc.(no.)                                       | 0.02              | 1.40          | 314  | 16184                |
| 365                    | lungi (no.)   | 0.02              | 1.39          | 623  | 28588                |
| 366                    | gamchha, towel, handkerchief (no.)                                      | 0.06              | 1.65          | 790  | 38558                |
| 367                    | hosiery articles, stockings, under-garments etc.(no.)                   | 0.15              | 4.39          | 860  | 41862                |
| 368                    | ready-made garments (no.)   | 0.07              | 9.12          | 743  | 36670                |
| 371                    | knitted garments, sweater, pullover, cardigan, muffler, scarf etc.(no.) | 0.01              | 1.83          | 226  | 12476                |
| 373                    | clothing: others  | -                 | 1.78          | 216  | 11492                |
| 379                    | clothing: s.t. (360-373)  | -                 | 48.09         | 989  | 48358                |
| 380                    | bed sheet, bed cover (no.)  | 0.02              | 1.85          | 410  | 21672                |
| 381                    | rug, blanket (no.)  | -                 | 0.53          | 78   | 4445                 |
| 382                    | pillow, quilt, mattress (no.)   | 0.01              | 0.60          | 117  | 6091                 |
| 389                    | bedding etc.: s.t. (380-387)  | -                 | 3.62          | 491  | 25725                |
| 390                    | leather boots, shoes (pair)   | 0.01              | 3.71          | 401  | 20940                |
| 391                    | leather sandals, chappals etc. (pair)                                   | 0.02              | 2.48          | 478  | 24516                |
| 392                    | other leather footwear (pair)   | 0.01              | 0.99          | 216  | 10365                |
| 393                    | rubber / PVC footwear (pair)  | 0.05              | 2.12          | 781  | 38063                |
| 394                    | other footwear (pair)   | 0.01              | 0.76          | 244  | 12376                |
| 399                    | footwear: s.t. (390-394)  | -                 | 10.05         | 965  | 47287                |
| 400                    | books, journals   | -                 | 6.87          | 555  | 27470                |
| 401                    | newspapers, periodicals   | -                 | 2.35          | 225  | 12267                |
| 403                    | stationery  | -                 | 3.05          | 537  | 26404                |
| 404                    | tuition and other fees (school, college, etc.)                          | -                 | 16.71         | 441  | 21451                |
| 405                    | private tutor/coaching centre   | -                 | 6.00          | 152  | 7639                 |
| 406                    | other educational expenses  | -                 | 2.01          | 245  | 12715                |
| 409                    | education: s.t. (400-406)   | -                 | 37.05         | 681  | 33736                |
| 410                    | medicine  | -                 | 5.78          | 181  | 9255                 |
| 411                    | X-ray, ECG, pathological test etc.                                      | -                 | 0.88          | 48   | 2503                 |
| 412                    | doctor's/surgeon's fee  | -                 | 1.64          | 119  | 5654                 |
| 413                    | hospital & nursing home charges   | -                 | 2.86          | 57   | 2812                 |
| 414                    | other medical expenses  | -                 | 1.17          | 50   | 2618                 |
| 419                    | medical - institutional: s.t. (410-414)                                 | -                 | 12.33         | 194  | 9898                 |
| 420                    | medicine  | -                 | 24.37         | 596  | 29134                |
| 421                    | X-ray, ECG, pathological test etc.                                      | -                 | 1.30          | 24   | 1241                 |
| 422                    | doctor's/surgeon's fee  | -                 | 3.95          | 254  | 11852                |

\* Unless otherwise specified

(Contd.)

**Table 3U: Monthly per capita quantity and value of consumption for non-food items by MPCE class for all-India**

| all-India              |   | Urban             |               |  |                      |
|------------------------|---|-------------------|---------------|--|----------------------|
| item code              | item  | quantity<br>(kg*) | value<br>(Rs) | no. of households<br>reporting consumption |                      |
|                        |   |                   |               | per 1000<br>households                     | sample<br>households |
| (1)                    | (2)   | (3)               | (4)           | (5)  | (6)                  |
| <b>MPCE class: all</b> |   |                   |               |  |                      |
| 424                    | other medical expenses                                    | -                 | 1.27          | 42   | 2145                 |
| 429                    | medical - non-institutional: s.t. (420-424)               | -                 | 30.95         | 614  | 29984                |
| 430                    | cinema, theatre   | -                 | 2.48          | 187  | 9099                 |
| 431                    | mela, fair, picnic  | -                 | 0.79          | 20   | 1020                 |
| 432                    | sports goods, toys etc.                                   | -                 | 0.92          | 34   | 1804                 |
| 439                    | entertainment : s.t. (430-437)                            | -                 | 9.88          | 401  | 19732                |
| 440                    | spectacles  | -                 | 0.60          | 10   | 521                  |
| 442                    | pen   | -                 | 0.48          | 125  | 6620                 |
| 444                    | umbrella, raincoat  | -                 | 0.73          | 25   | 1397                 |
| 446                    | other goods for personal care and effects                 | -                 | 0.58          | 54   | 2929                 |
| 449                    | goods for personal care and effects: s.t. (440-446)       | -                 | 2.75          | 198  | 10652                |
| 450                    | toilet soap   | -                 | 7.26          | 983  | 47942                |
| 451                    | toothbrush, toothpaste etc.                               | -                 | 4.99          | 876  | 43126                |
| 452                    | powder, snow, cream                                       | -                 | 3.11          | 457  | 22971                |
| 453                    | hair oil, lotion, shampoo, hair cream                     | -                 | 6.48          | 903  | 43662                |
| 455                    | shaving blades, shaving stick, razor                      | -                 | 1.46          | 646  | 31708                |
| 456                    | shaving cream   | -                 | 0.73          | 258  | 12577                |
| 457                    | sanitary napkins  | -                 | 0.93          | 111  | 5688                 |
| 458                    | other toilet articles                                     | -                 | 1.30          | 290  | 13830                |
| 459                    | toilet articles: s.t. (450-458)                           | -                 | 26.34         | 997  | 48782                |
| 460                    | electric bulb, tubelight                                  | -                 | 1.23          | 240  | 12621                |
| 465                    | bucket, water bottle/feeding bottle & other plastic goods | -                 | 0.59          | 52   | 2737                 |
| 467                    | washing soap/soda   | -                 | 8.34          | 955  | 46872                |
| 468                    | other washing requisites                                  | -                 | 2.03          | 494  | 24665                |
| 470                    | agarbati  | -                 | 1.94          | 692  | 33263                |
| 471                    | flower(fresh) : all purposes                              | -                 | 1.19          | 251  | 10502                |
| 472                    | insecticide, acid etc.                                    | -                 | 0.71          | 133  | 6162                 |
| 473                    | other petty articles                                      | -                 | 1.22          | 262  | 12222                |
| 479                    | sundry articles: s.t. (460-473)                           | -                 | 17.98         | 986  | 48445                |
| 480                    | domestic servant/cook                                     | -                 | 5.60          | 82   | 4319                 |
| 481                    | sweeper   | -                 | 0.63          | 98   | 4591                 |
| 482                    | barber, beautician etc.                                   | -                 | 4.13          | 766  | 36801                |
| 483                    | washerman, laundry, ironing                               | -                 | 2.49          | 260  | 11826                |
| 484                    | tailor  | -                 | 4.35          | 130  | 6667                 |
| 485                    | priest  | -                 | 0.62          | 62   | 3776                 |
| 487                    | postage & telegram  | -                 | 0.81          | 239  | 11564                |
| 488                    | telephone charges   | -                 | 11.44         | 245  | 12996                |
| 491                    | grinding charges  | -                 | 3.20          | 540  | 24286                |
| 492                    | miscellaneous expenses                                    | -                 | 4.58          | 368  | 17868                |
| 493                    | pet animals (incl. birds, fish)                           | -                 | 0.69          | 17   | 931                  |
| 494                    | other consumer services excluding conveyance              | -                 | 1.22          | 140  | 6434                 |
| 499                    | consumer services excluding conveyance: s.t. (480-494)    | -                 | 40.43         | 962  | 46667                |

\* Unless otherwise specified

(Contd.)



**Table 3U: Monthly per capita quantity and value of consumption for non-food items by MPCE class for all-India**

| all-India              |  | Urban             |               |  |                      |
|------------------------|--|-------------------|---------------|--|----------------------|
| item code              | item   | quantity<br>(kg*) | value<br>(Rs) | no. of households<br>reporting consumption |                      |
|                        |  |                   |               | per 1000<br>households                     | sample<br>households |
| (1)                    | (2)  | (3)               | (4)           | (5)  | (6)                  |
| <b>MPCE class: all</b> |  |                   |               |  |                      |
| 500                    | airway fare  | -                 | 0.73          | 1  | 59                   |
| 501                    | railway fare   | -                 | 3.57          | 87   | 3547                 |
| 502                    | bus/tram fare  | -                 | 15.69         | 544  | 26583                |
| 503                    | taxi, auto-rickshaw fare                                       | -                 | 3.34          | 195  | 10090                |
| 505                    | rickshaw (hand drawn & cycle) fare                             | -                 | 0.98          | 89   | 4726                 |
| 507                    | porter charges   | -                 | 0.53          | 5  | 390                  |
| 508                    | petrol   | -                 | 19.21         | 185  | 9789                 |
| 510                    | diesel   | -                 | 0.73          | 8  | 426                  |
| 511                    | lubricating oil  | -                 | 0.76          | 63   | 3471                 |
| 512                    | school bus/van   | -                 | 1.32          | 23   | 1171                 |
| 519                    | conveyance : s.t. (500-513)                                    | -                 | 47.19         | 753  | 37451                |
| 520                    | house rent, garage rent (actual)                               | -                 | 34.30         | 304  | 14438                |
| 521                    | residential land rent  | -                 | 3.37          | 49   | 2068                 |
| 529                    | rent: s.t. (520-522)   | -                 | 38.16         | 356  | 16712                |
| 539                    | house rent, garage rent (imputed- urban only)                  | -                 | 143.76        | 602  | 29441                |
| 540                    | water charges  | -                 | 2.81          | 326  | 16575                |
| 541                    | other consumer taxes & cesses                                  | -                 | 3.05          | 263  | 12498                |
| 549                    | consumer taxes and cesses: s.t. (540-541)                      | -                 | 5.86          | 451  | 22357                |
| 559                    | furniture & fixtures: s.t. (550-557)                           | -                 | 1.36          | 59   | 3101                 |
| 562                    | television   | -                 | 3.10          | 58   | 2713                 |
| 565                    | tape recorder, CD player                                       | -                 | 0.51          | 21   | 1059                 |
| 569                    | goods for recreation: s.t.(560-568)                            | -                 | 4.09          | 129  | 6620                 |
| 570                    | gold ornaments   | -                 | 3.85          | 34   | 1905                 |
| 579                    | jewellery and ornaments: s.t. (570-573)                        | -                 | 4.33          | 66   | 3657                 |
| 580                    | stainless steel utensils                                       | -                 | 0.87          | 210  | 10359                |
| 589                    | crockery & utensils: s.t. (580-583)                            | -                 | 1.25          | 274  | 13680                |
| 595                    | stove  | -                 | 0.24          | 137  | 5798                 |
| 597                    | refrigerator   | -                 | 0.90          | 11   | 605                  |
| 609                    | cooking and household appliances: s.t. (590-600)               | -                 | 2.65          | 238  | 10982                |
| 610                    | bicycle  | -                 | 1.07          | 316  | 14443                |
| 611                    | motor cycle, scooter   | -                 | 5.24          | 156  | 8050                 |
| 612                    | motor car, jeep  | -                 | 5.22          | 22   | 1181                 |
| 619                    | personal transport equipment: s.t. (610-614)                   | -                 | 11.91         | 440  | 20897                |
| 642                    | residential building & land (cost of repairs only)             | -                 | 4.39          | 197  | 9900                 |
| 649                    | residential building, land and other durables : s.t. (640-643) | -                 | 4.92          | 222  | 11226                |
| 659                    | durable goods : total<br>(559+569+579+589+609+619+629+639+649) | -                 | 30.85         | 723  | 34808                |
| 999                    | total non-food   | -                 | 444.00        | 1000                                       | 48924                |

\* Unless otherwise specified

**Table 4R: Monthly per capita quantity and value of consumption for non-food items for each State and UT**

| item code             | item  | quantity<br>(kg*) | value<br>(Rs) | Rural                                   |                   |
|-----------------------|---|-------------------|---------------|---|-------------------|
|                       |   |                   |               | no. of households reporting consumption |                   |
|                       |   |                   |               | per 1000 households                     | sample households |
| (1)                   | (2)   | (3)               | (4)           | (5)                                     | (6)               |
| <b>Andhra Pradesh</b> |   |                   |               |   |                   |
| 310                   | pan : leaf (no.)                                      | 5.21              | 0.51          | 80                                      | 429               |
| 319                   | pan: s.t. (310-315)                                   | -                 | 1.18          | 91                                      | 497               |
| 320                   | bidi (no.)  | 38.95             | 5.18          | 273                                     | 1404              |
| 321                   | cigarettes (no.)                                      | 3.52              | 2.96          | 74                                      | 448               |
| 322                   | leaf tobacco  | 0.66              | 0.77          | 71                                      | 385               |
| 325                   | cheroot (no.)   | 3.66              | 1.19          | 94                                      | 513               |
| 329                   | tobacco: s.t. (320-327)                               | -                 | 10.27         | 504                                     | 2702              |
| 331                   | toddy (litre)   | 0.83              | 4.28          | 171                                     | 871               |
| 332                   | country liquor (litre)                                | 0.30              | 2.28          | 60                                      | 316               |
| 334                   | foreign liquor or refined liquor (litre)              | 0.03              | 0.80          | 18                                      | 142               |
| 339                   | intoxicants: s.t. (330-335)                           | -                 | 7.81          | 251                                     | 1326              |
| 341                   | firewood and chips                                    | 18.37             | 14.06         | 903                                     | 4648              |
| 342                   | electricity (std. unit)                               | 8.30              | 8.18          | 668                                     | 3523              |
| 343                   | dung cake   | -                 | 0.51          | 94                                      | 417               |
| 344                   | kerosene - P.D.S. (litre)                             | 0.55              | 2.07          | 772                                     | 4093              |
| 345                   | kerosene - other sources (litre)                      | 0.20              | 1.71          | 295                                     | 1546              |
| 346                   | matches (box)   | 1.69              | 0.86          | 943                                     | 4981              |
| 348                   | L.P.G.  | 0.14              | 1.94          | 65                                      | 529               |
| 359                   | fuel and light: s.t. (340-353)                        | -                 | 29.64         | 988                                     | 5147              |
| 360                   | dhoti (m)   | 0.06              | 1.71          | 381                                     | 2111              |
| 361                   | sari (m)  | 0.22              | 8.38          | 877                                     | 4671              |
| 362                   | cloth for shirt, pyjama, salwar etc.(m)               | 0.11              | 5.77          | 857                                     | 4572              |
| 363                   | cloth for coat, trousers, overcoat etc. (m)           | 0.05              | 3.98          | 617                                     | 3401              |
| 365                   | lungi (no.)   | 0.03              | 1.61          | 715                                     | 3844              |
| 366                   | gamchha, towel, handkerchief (no.)                    | 0.03              | 0.84          | 586                                     | 3068              |
| 367                   | hosiery articles, stockings, under-garments etc.(no.) | 0.06              | 1.65          | 610                                     | 3208              |
| 368                   | ready-made garments (no.)                             | 0.03              | 2.69          | 471                                     | 2535              |
| 373                   | clothing: others                                      | -                 | 1.07          | 349                                     | 1710              |
| 379                   | clothing: s.t. (360-373)                              | -                 | 28.01         | 966                                     | 5009              |
| 380                   | bed sheet, bed cover (no.)                            | 0.00              | 0.60          | 145                                     | 877               |
| 389                   | bedding etc.: s.t. (380-387)                          | -                 | 0.93          | 202                                     | 1170              |
| 391                   | leather sandals, chappals etc. (pair)                 | -                 | 0.51          | 152                                     | 887               |
| 392                   | other leather footwear (pair)                         | 0.01              | 0.72          | 214                                     | 1291              |
| 393                   | rubber / PVC footwear (pair)                          | 0.04              | 1.61          | 744                                     | 3915              |
| 399                   | footwear: s.t. (390-394)                              | -                 | 3.14          | 866                                     | 4584              |
| 400                   | books, journals                                       | -                 | 1.61          | 326                                     | 1753              |
| 403                   | stationery  | -                 | 0.97          | 404                                     | 2084              |
| 404                   | tuition and other fees (school, college, etc.)        | -                 | 2.54          | 161                                     | 926               |
| 409                   | education: s.t. (400-406)                             | -                 | 5.80          | 454                                     | 2396              |
| 410                   | medicine  | -                 | 4.02          | 169                                     | 871               |
| 411                   | X-ray, ECG, pathological test etc.                    | -                 | 0.75          | 51                                      | 279               |
| 412                   | doctor's/surgeon's fee                                | -                 | 1.14          | 150                                     | 785               |
| 413                   | hospital & nursing home charges                       | -                 | 1.36          | 57                                      | 313               |
| 419                   | medical - institutional: s.t. (410-414)               | -                 | 7.63          | 173                                     | 895               |

\* Unless otherwise specified

(Contd.)

NSS Report No. 461: Consumption of Some Important Commodities in India, 1999-2000

**Table 4R: Monthly per capita quantity and value of consumption for non-food items for each State and UT**

| item code             | item   | quantity<br>(kg*) | value<br>(Rs) | Rural                                      |                      |
|-----------------------|--|-------------------|---------------|--|----------------------|
|                       |  |                   |               | no. of households<br>reporting consumption |                      |
|                       |  |                   |               | per 1000<br>households                     | sample<br>households |
| (1)                   | (2)  | (3)               | (4)           | (5)  | (6)                  |
| <b>Andhra Pradesh</b> |  |                   |               |  |                      |
| 420                   | medicine   | -                 | 17.37         | 543  | 2858                 |
| 421                   | X-ray, ECG, pathological test etc.                     | -                 | 1.11          | 29   | 151                  |
| 422                   | doctor's/surgeon's fee                                 | -                 | 2.77          | 294  | 1622                 |
| 424                   | other medical expenses                                 | -                 | 0.79          | 14   | 69                   |
| 429                   | medical - non-institutional: s.t. (420-424)            | -                 | 22.08         | 550  | 2883                 |
| 430                   | cinema, theatre  | -                 | 2.01          | 270  | 1470                 |
| 437                   | other entertainment                                    | -                 | 1.44          | 97   | 659                  |
| 439                   | entertainment : s.t. (430-437)                         | -                 | 3.55          | 345  | 1956                 |
| 450                   | toilet soap  | -                 | 6.23          | 986  | 5099                 |
| 451                   | toothbrush, toothpaste etc.                            | -                 | 2.08          | 613  | 3196                 |
| 452                   | powder, snow, cream                                    | -                 | 1.13          | 328  | 1841                 |
| 453                   | hair oil, lotion, shampoo, hair cream                  | -                 | 3.96          | 955  | 4919                 |
| 455                   | shaving blades, shaving stick, razor                   | -                 | 0.41          | 280  | 1592                 |
| 458                   | other toilet articles                                  | -                 | 1.25          | 468  | 2445                 |
| 459                   | toilet articles: s.t. (450-458)                        | -                 | 15.22         | 997  | 5164                 |
| 460                   | electric bulb, tubelight                               | -                 | 0.69          | 172  | 960                  |
| 467                   | washing soap/soda                                      | -                 | 5.27          | 963  | 4995                 |
| 468                   | other washing requisites                               | -                 | 1.02          | 345  | 1724                 |
| 470                   | agarbati   | -                 | 0.82          | 469  | 2672                 |
| 471                   | flower(fresh) : all purposes                           | -                 | 0.69          | 318  | 1814                 |
| 473                   | other petty articles                                   | -                 | 0.65          | 280  | 1599                 |
| 479                   | sundry articles: s.t. (460-473)                        | -                 | 9.90          | 985  | 5116                 |
| 482                   | barber, beautician etc.                                | -                 | 2.84          | 753  | 3984                 |
| 483                   | washerman, laundry, ironing                            | -                 | 2.65          | 325  | 1783                 |
| 484                   | tailor   | -                 | 1.51          | 74   | 439                  |
| 488                   | telephone charges                                      | -                 | 0.80          | 49   | 378                  |
| 491                   | grinding charges                                       | -                 | 0.72          | 260  | 1525                 |
| 492                   | miscellaneous expenses                                 | -                 | 0.79          | 182  | 982                  |
| 499                   | consumer services excluding conveyance: s.t. (480-494) | -                 | 10.25         | 873  | 4640                 |
| 502                   | bus/tram fare  | -                 | 9.01          | 723  | 3774                 |
| 503                   | taxi, auto-rickshaw fare                               | -                 | 0.71          | 115  | 655                  |
| 508                   | petrol   | -                 | 1.67          | 30   | 309                  |
| 519                   | conveyance : s.t. (500-513)                            | -                 | 12.39         | 783  | 4148                 |
| 520                   | house rent, garage rent (actual)                       | -                 | 2.50          | 55   | 273                  |
| 529                   | rent: s.t. (520-522)                                   | -                 | 2.90          | 64   | 322                  |
| 541                   | other consumer taxes & cesses                          | -                 | 0.56          | 265  | 1383                 |
| 549                   | consumer taxes and cesses: s.t. (540-541)              | -                 | 0.69          | 282  | 1489                 |
| 562                   | television   | -                 | 0.73          | 14   | 112                  |
| 569                   | goods for recreation: s.t.(560-568)                    | -                 | 0.80          | 24   | 188                  |
| 570                   | gold ornaments   | -                 | 1.68          | 18   | 124                  |
| 579                   | jewellery and ornaments: s.t. (570-573)                | -                 | 1.92          | 28   | 180                  |
| 580                   | stainless steel utensils                               | -                 | 0.52          | 117  | 616                  |
| 589                   | crockery & utensils: s.t. (580-583)                    | -                 | 0.76          | 181  | 899                  |
| 610                   | bicycle  | -                 | 0.70          | 231  | 1158                 |

\* Unless otherwise specified

(Contd.)

NSS Report No. 461: Consumption of Some Important Commodities in India, 1999-2000

**Table 4R: Monthly per capita quantity and value of consumption for non-food items for each State and UT**

| item code                | item  | quantity<br>(kg*) | value<br>(Rs) | Rural                                   |                   |
|--------------------------|---|-------------------|---------------|---|-------------------|
|                          |   |                   |               | no. of households reporting consumption |                   |
|                          |   |                   |               | per 1000 households                     | sample households |
| (1)                      | (2)   | (3)               | (4)           | (5)                                     | (6)               |
| <b>Andhra Pradesh</b>    |   |                   |               |   |                   |
| 611                      | motor cycle, scooter  | -                 | 1.19          | 28                                      | 263               |
| 619                      | personal transport equipment: s.t. (610-614)                            | -                 | 2.10          | 259                                     | 1398              |
| 642                      | residential building & land (cost of repairs only)                      | -                 | 1.32          | 186                                     | 995               |
| 649                      | residential building, land and other durables : s.t. (640-643)          | -                 | 1.37          | 191                                     | 1039              |
| 659                      | durable goods : total<br>(559+569+579+589+609+619+629+639+649)          | -                 | 7.42          | 512                                     | 2707              |
| 999                      | total non-food  | -                 | 179.00        | 1000                                    | 5181              |
| <b>Arunachal Pradesh</b> |   |                   |               |   |                   |
| 310                      | pan : leaf (no.)  | 2.65              | 0.92          | 130                                     | 125               |
| 311                      | pan : finished (no.)  | 0.66              | 1.30          | 84                                      | 50                |
| 312                      | supari (gm)   | 2.24              | 0.61          | 49                                      | 47                |
| 313                      | lime (gm)   | 1.65              | 0.20          | 101                                     | 84                |
| 319                      | pan: s.t. (310-315)   | -                 | 3.23          | 228                                     | 197               |
| 320                      | bidi (no.)  | 14.43             | 4.97          | 336                                     | 298               |
| 321                      | cigarettes (no.)  | 0.37              | 0.87          | 41                                      | 44                |
| 322                      | leaf tobacco  | 10.49             | 1.90          | 264                                     | 234               |
| 327                      | other tobacco products (gm)   | 8.83              | 1.59          | 147                                     | 136               |
| 329                      | tobacco: s.t. (320-327)   | -                 | 9.49          | 642                                     | 576               |
| 332                      | country liquor (litre)  | 2.56              | 25.59         | 382                                     | 380               |
| 333                      | beer (litre)  | 0.35              | 4.04          | 109                                     | 100               |
| 334                      | foreign liquor or refined liquor (litre)                                | 0.16              | 1.97          | 79                                      | 70                |
| 335                      | other intoxicants   | -                 | 9.85          | 239                                     | 137               |
| 339                      | intoxicants: s.t. (330-335)   | -                 | 41.58         | 719                                     | 614               |
| 341                      | firewood and chips  | 45.05             | 71.11         | 890                                     | 746               |
| 342                      | electricity (std. unit)   | 1.58              | 2.11          | 390                                     | 330               |
| 344                      | kerosene - P.D.S. (litre)   | 0.53              | 2.15          | 521                                     | 461               |
| 345                      | kerosene - other sources (litre)  | 0.18              | 1.59          | 206                                     | 154               |
| 346                      | matches (box)   | 2.85              | 1.05          | 712                                     | 651               |
| 348                      | L.P.G.  | 0.09              | 4.08          | 118                                     | 86                |
| 351                      | candle (no.)  | 0.37              | 1.21          | 222                                     | 176               |
| 359                      | fuel and light: s.t. (340-353)  | -                 | 83.50         | 991                                     | 824               |
| 361                      | sari (m)  | 0.01              | 0.62          | 106                                     | 70                |
| 362                      | cloth for shirt, pyjama, salwar etc.(m)                                 | 0.05              | 2.69          | 369                                     | 302               |
| 364                      | chaddar, dupatta, shawl etc.(no.)                                       | 0.01              | 1.06          | 193                                     | 154               |
| 365                      | lungi (no.)   | 0.01              | 0.77          | 182                                     | 168               |
| 366                      | gamchha, towel, handkerchief (no.)                                      | 0.02              | 0.92          | 381                                     | 334               |
| 367                      | hosiery articles, stockings, under-garments etc.(no.)                   | 0.03              | 1.40          | 403                                     | 350               |
| 368                      | ready-made garments (no.)   | 0.05              | 6.77          | 768                                     | 635               |
| 371                      | knitted garments, sweater, pullover, cardigan, muffler, scarf etc.(no.) | 0.01              | 1.29          | 196                                     | 152               |
| 372                      | knitting wool, cotton yarn (gm)   | 1.18              | 0.57          | 86                                      | 85                |
| 373                      | clothing: others  | -                 | 2.65          | 393                                     | 372               |
| 379                      | clothing: s.t. (360-373)  | -                 | 19.23         | 922                                     | 790               |

\* Unless otherwise specified

(Contd.)

NSS Report No. 461: Consumption of Some Important Commodities in India, 1999-2000

**Table 4R: Monthly per capita quantity and value of consumption for non-food items for each State and UT**

| item code                | item  | quantity<br>(kg*) | value<br>(Rs) | Rural                                   |                   |
|--------------------------|---|-------------------|---------------|---|-------------------|
|                          |   |                   |               | no. of households reporting consumption |                   |
|                          |   |                   |               | per 1000 households                     | sample households |
| (1)                      | (2)   | (3)               | (4)           | (5)                                     | (6)               |
| <b>Arunachal Pradesh</b> |   |                   |               |   |                   |
| 380                      | bed sheet, bed cover (no.)                                | 0.01              | 1.23          | 363                                     | 327               |
| 381                      | rug, blanket (no.)  | 0.01              | 3.29          | 311                                     | 259               |
| 382                      | pillow, quilt, mattress (no.)                             | 0.01              | 1.13          | 183                                     | 120               |
| 384                      | mosquito net (no.)  | 0.01              | 0.85          | 212                                     | 181               |
| 387                      | bedding: others   | -                 | 0.82          | 117                                     | 104               |
| 389                      | bedding etc.: s.t. (380-387)                              | -                 | 7.53          | 626                                     | 533               |
| 390                      | leather boots, shoes (pair)                               | 0.01              | 2.00          | 248                                     | 256               |
| 391                      | leather sandals, chappals etc. (pair)                     | 0.01              | 1.13          | 318                                     | 279               |
| 392                      | other leather footwear (pair)                             | -                 | 0.70          | 136                                     | 115               |
| 393                      | rubber / PVC footwear (pair)                              | 0.02              | 1.56          | 505                                     | 449               |
| 394                      | other footwear (pair)                                     | 0.01              | 1.04          | 253                                     | 223               |
| 399                      | footwear: s.t. (390-394)                                  | -                 | 6.43          | 857                                     | 744               |
| 400                      | books, journals   | -                 | 1.31          | 245                                     | 238               |
| 403                      | stationery  | -                 | 1.07          | 236                                     | 242               |
| 404                      | tuition and other fees (school, college, etc.)            | -                 | 11.48         | 135                                     | 116               |
| 406                      | other educational expenses                                | -                 | 2.85          | 281                                     | 268               |
| 409                      | education: s.t. (400-406)                                 | -                 | 16.87         | 480                                     | 450               |
| 410                      | medicine  | -                 | 3.23          | 307                                     | 303               |
| 414                      | other medical expenses                                    | -                 | 1.25          | 164                                     | 147               |
| 419                      | medical - institutional: s.t. (410-414)                   | -                 | 4.82          | 381                                     | 360               |
| 420                      | medicine  | -                 | 9.39          | 249                                     | 216               |
| 423                      | family planning appliances                                | -                 | 1.60          | 18                                      | 8                 |
| 424                      | other medical expenses                                    | -                 | 2.91          | 76                                      | 52                |
| 429                      | medical - non-institutional: s.t. (420-424)               | -                 | 14.31         | 294                                     | 243               |
| 437                      | other entertainment                                       | -                 | 1.23          | 26                                      | 35                |
| 439                      | entertainment : s.t. (430-437)                            | -                 | 2.30          | 81                                      | 96                |
| 441                      | torch   | -                 | 2.61          | 122                                     | 101               |
| 442                      | pen   | -                 | 1.20          | 140                                     | 120               |
| 444                      | umbrella, raincoat  | -                 | 4.70          | 138                                     | 108               |
| 446                      | other goods for personal care and effects                 | -                 | 1.92          | 81                                      | 77                |
| 449                      | goods for personal care and effects: s.t. (440-446)       | -                 | 11.22         | 334                                     | 278               |
| 450                      | toilet soap   | -                 | 4.60          | 714                                     | 613               |
| 451                      | toothbrush, toothpaste etc.                               | -                 | 3.44          | 559                                     | 474               |
| 452                      | powder, snow, cream                                       | -                 | 0.89          | 127                                     | 115               |
| 453                      | hair oil, lotion, shampoo, hair cream                     | -                 | 2.53          | 414                                     | 364               |
| 454                      | comb  | -                 | 0.39          | 178                                     | 109               |
| 455                      | shaving blades, shaving stick, razor                      | -                 | 0.45          | 126                                     | 102               |
| 458                      | other toilet articles                                     | -                 | 1.23          | 193                                     | 158               |
| 459                      | toilet articles: s.t. (450-458)                           | -                 | 13.73         | 902                                     | 750               |
| 460                      | electric bulb, tubelight                                  | -                 | 0.93          | 205                                     | 179               |
| 465                      | bucket, water bottle/feeding bottle & other plastic goods | -                 | 3.06          | 129                                     | 99                |
| 467                      | washing soap/soda   | -                 | 4.10          | 661                                     | 591               |
| 470                      | agarbati  | -                 | 1.17          | 235                                     | 180               |
| 473                      | other petty articles                                      | -                 | 0.96          | 57                                      | 62                |

\* Unless otherwise specified

(Contd.)

NSS Report No. 461: Consumption of Some Important Commodities in India, 1999-2000

**Table 4R: Monthly per capita quantity and value of consumption for non-food items for each State and UT**

| item code                | item   | quantity<br>(kg*) | value<br>(Rs) | Rural                                   |                   |
|--------------------------|--|-------------------|---------------|---|-------------------|
|                          |  |                   |               | no. of households reporting consumption |                   |
|                          |  |                   |               | per 1000 households                     | sample households |
| (1)                      | (2)  | (3)               | (4)           | (5)                                     | (6)               |
| <b>Arunachal Pradesh</b> |  |                   |               |   |                   |
| 479                      | sundry articles: s.t. (460-473)                                | -                 | 11.00         | 774                                     | 687               |
| 480                      | domestic servant/cook  | -                 | 0.55          | 11                                      | 16                |
| 482                      | barber, beautician etc.  | -                 | 0.61          | 147                                     | 138               |
| 484                      | tailor   | -                 | 2.90          | 83                                      | 49                |
| 485                      | priest   | -                 | 2.49          | 113                                     | 75                |
| 492                      | miscellaneous expenses   | -                 | 1.60          | 88                                      | 88                |
| 493                      | pet animals (incl. birds, fish)                                | -                 | 2.43          | 19                                      | 13                |
| 494                      | other consumer services excluding conveyance                   | -                 | 1.40          | 44                                      | 28                |
| 499                      | consumer services excluding conveyance: s.t. (480-494)         | -                 | 13.35         | 393                                     | 325               |
| 502                      | bus/tram fare  | -                 | 4.21          | 139                                     | 150               |
| 508                      | petrol   | -                 | 1.21          | 16                                      | 13                |
| 510                      | diesel   | -                 | 0.83          | 6                                       | 9                 |
| 519                      | conveyance : s.t. (500-513)                                    | -                 | 7.59          | 176                                     | 181               |
| 520                      | house rent, garage rent (actual)                               | -                 | 0.96          | 13                                      | 14                |
| 529                      | rent: s.t. (520-522)   | -                 | 0.96          | 13                                      | 14                |
| 553                      | suitcase, trunk, box, handbag and other travel goods           | -                 | 1.28          | 113                                     | 86                |
| 559                      | furniture & fixtures: s.t. (550-557)                           | -                 | 2.43          | 168                                     | 127               |
| 561                      | radio  | -                 | 0.74          | 78                                      | 61                |
| 569                      | goods for recreation: s.t.(560-568)                            | -                 | 1.47          | 106                                     | 84                |
| 570                      | gold ornaments   | -                 | 1.61          | 12                                      | 8                 |
| 573                      | other ornaments  | -                 | 2.19          | 51                                      | 43                |
| 579                      | jewellery and ornaments: s.t. (570-573)                        | -                 | 4.01          | 61                                      | 50                |
| 580                      | stainless steel utensils                                       | -                 | 1.06          | 169                                     | 127               |
| 581                      | other metal utensils   | -                 | 1.23          | 217                                     | 166               |
| 583                      | other crockery & utensils                                      | -                 | 0.51          | 119                                     | 71                |
| 589                      | crockery & utensils: s.t. (580-583)                            | -                 | 2.99          | 390                                     | 288               |
| 596                      | pressure cooker/pressure pan                                   | -                 | 0.61          | 39                                      | 20                |
| 600                      | other cooking/household appliances                             | -                 | 0.67          | 90                                      | 83                |
| 609                      | cooking and household appliances: s.t. (590-600)               | -                 | 1.69          | 156                                     | 123               |
| 611                      | motor cycle, scooter   | -                 | 1.35          | 5                                       | 4                 |
| 612                      | motor car, jeep  | -                 | 3.38          | 1                                       | 2                 |
| 619                      | personal transport equipment: s.t. (610-614)                   | -                 | 5.11          | 33                                      | 35                |
| 630                      | clock, watch   | -                 | 0.63          | 88                                      | 66                |
| 639                      | other personal goods: s.t. (630-632)                           | -                 | 0.69          | 95                                      | 73                |
| 642                      | residential building & land (cost of repairs only)             | -                 | 1.59          | 69                                      | 58                |
| 649                      | residential building, land and other durables : s.t. (640-643) | -                 | 1.82          | 109                                     | 85                |
| 659                      | durable goods : total<br>(559+569+579+589+609+619+629+639+649) | -                 | 20.22         | 538                                     | 409               |
| 999                      | total non-food   | -                 | 288.00        | 1000                                    | 827               |
| <b>Assam</b>             |  |                   |               |   |                   |
| 310                      | pan : leaf (no.)   | 18.84             | 2.48          | 784                                     | 2703              |
| 311                      | pan : finished (no.)   | 3.04              | 1.16          | 202                                     | 773               |
| 312                      | supari (gm)  | 112.16            | 5.36          | 762                                     | 2615              |

\* Unless otherwise specified

(Contd.)

NSS Report No. 461: Consumption of Some Important Commodities in India, 1999-2000

**Table 4R: Monthly per capita quantity and value of consumption for non-food items for each State and UT**

| item code | item  | quantity<br>(kg*) | value<br>(Rs) | Rural                                   |                   |
|-----------|---|-------------------|---------------|---|-------------------|
|           |   |                   |               | no. of households reporting consumption |                   |
|           |   |                   |               | per 1000 households                     | sample households |
| (1)       | (2)   | (3)               | (4)           | (5)                                     | (6)               |
|           | <b>Assam</b>  |                   |               |   |                   |
| 313       | lime (gm)   | 8.05              | 0.22          | 650                                     | 2241              |
| 319       | pan: s.t. (310-315)   | -                 | 9.31          | 843                                     | 2922              |
| 320       | bidi (no.)  | 13.83             | 1.84          | 365                                     | 1234              |
| 321       | cigarettes (no.)  | 0.57              | 0.55          | 48                                      | 206               |
| 322       | leaf tobacco  | 0.61              | 1.01          | 356                                     | 1269              |
| 329       | tobacco: s.t. (320-327)   | -                 | 3.97          | 734                                     | 2528              |
| 332       | country liquor (litre)  | 0.48              | 4.47          | 225                                     | 807               |
| 339       | intoxicants: s.t. (330-335)   | -                 | 5.49          | 285                                     | 1009              |
| 341       | firewood and chips  | 22.54             | 19.60         | 959                                     | 3290              |
| 342       | electricity (std. unit)   | 1.87              | 2.84          | 233                                     | 862               |
| 344       | kerosene - P.D.S. (litre)   | 0.51              | 2.21          | 884                                     | 3059              |
| 345       | kerosene - other sources (litre)  | 0.27              | 2.62          | 587                                     | 2010              |
| 346       | matches (box)   | 0.86              | 0.68          | 958                                     | 3319              |
| 348       | L.P.G.  | 0.14              | 1.66          | 56                                      | 250               |
| 351       | candle (no.)  | 0.13              | 0.18          | 125                                     | 450               |
| 359       | fuel and light: s.t. (340-353)  | -                 | 30.16         | 999                                     | 3459              |
| 360       | dhoti (m)   | 0.05              | 0.69          | 314                                     | 1058              |
| 361       | sari (m)  | 0.14              | 3.89          | 726                                     | 2499              |
| 362       | cloth for shirt, pyjama, salwar etc.(m)                                 | 0.06              | 2.54          | 607                                     | 2052              |
| 363       | cloth for coat, trousers, overcoat etc. (m)                             | 0.02              | 1.34          | 343                                     | 1219              |
| 364       | chaddar, dupatta, shawl etc.(no.)                                       | 0.02              | 1.11          | 386                                     | 1367              |
| 365       | lungi (no.)   | 0.02              | 1.08          | 607                                     | 2119              |
| 366       | gamchha, towel, handkerchief (no.)                                      | 0.05              | 1.36          | 868                                     | 3028              |
| 367       | hosiery articles, stockings, under-garments etc.(no.)                   | 0.07              | 2.13          | 839                                     | 2869              |
| 368       | ready-made garments (no.)   | 0.06              | 5.78          | 880                                     | 3044              |
| 371       | knitted garments, sweater, pullover, cardigan, muffler, scarf etc.(no.) | 0.01              | 1.79          | 372                                     | 1349              |
| 373       | clothing: others  | -                 | 1.33          | 478                                     | 1644              |
| 379       | clothing: s.t. (360-373)  | -                 | 23.55         | 987                                     | 3418              |
| 380       | bed sheet, bed cover (no.)  | 0.01              | 0.99          | 492                                     | 1703              |
| 381       | rug, blanket (no.)  | -                 | 0.64          | 196                                     | 678               |
| 384       | mosquito net (no.)  | -                 | 0.33          | 185                                     | 648               |
| 387       | bedding: others   | -                 | 0.28          | 156                                     | 522               |
| 389       | bedding etc.: s.t. (380-387)  | -                 | 2.57          | 690                                     | 2357              |
| 390       | leather boots, shoes (pair)   | -                 | 1.29          | 224                                     | 825               |
| 391       | leather sandals, chappals etc. (pair)                                   | 0.01              | 1.18          | 371                                     | 1363              |
| 393       | rubber / PVC footwear (pair)  | 0.03              | 1.02          | 717                                     | 2477              |
| 394       | other footwear (pair)   | 0.01              | 0.60          | 320                                     | 1050              |
| 399       | footwear: s.t. (390-394)  | -                 | 4.30          | 934                                     | 3230              |
| 400       | books, journals   | -                 | 1.69          | 473                                     | 1666              |
| 403       | stationery  | -                 | 1.11          | 502                                     | 1790              |
| 404       | tuition and other fees (school, college, etc.)                          | -                 | 1.37          | 304                                     | 1079              |
| 405       | private tutor/coaching centre   | -                 | 0.62          | 53                                      | 204               |
| 406       | other educational expenses  | -                 | 0.83          | 319                                     | 1128              |

\* Unless otherwise specified

(Contd.)

NSS Report No. 461: Consumption of Some Important Commodities in India, 1999-2000

**Table 4R: Monthly per capita quantity and value of consumption for non-food items for each State and UT**

| item code | item   | quantity<br>(kg*) | value<br>(Rs) | Rural                                      |                      |
|-----------|--|-------------------|---------------|--|----------------------|
|           |  |                   |               | no. of households<br>reporting consumption |                      |
|           |  |                   |               | per 1000<br>households                     | sample<br>households |
| (1)       | (2)  | (3)               | (4)           | (5)  | (6)                  |
|           | <b>Assam</b>   |                   |               |  |                      |
| 409       | education: s.t. (400-406)                              | -                 | 5.89          | 623  | 2197                 |
| 410       | medicine   | -                 | 1.42          | 245  | 836                  |
| 413       | hospital & nursing home charges                        | -                 | 0.79          | 14   | 55                   |
| 419       | medical - institutional: s.t. (410-414)                | -                 | 2.99          | 256  | 868                  |
| 420       | medicine   | -                 | 5.68          | 456  | 1611                 |
| 421       | X-ray, ECG, pathological test etc.                     | -                 | 0.65          | 7  | 23                   |
| 429       | medical - non-institutional: s.t. (420-424)            | -                 | 7.23          | 468  | 1646                 |
| 430       | cinema, theatre  | -                 | 0.76          | 117  | 400                  |
| 439       | entertainment : s.t. (430-437)                         | -                 | 1.59          | 182  | 629                  |
| 444       | umbrella, raincoat                                     | -                 | 0.70          | 37   | 124                  |
| 449       | goods for personal care and effects: s.t. (440-446)    | -                 | 1.57          | 210  | 743                  |
| 450       | toilet soap  | -                 | 2.78          | 880  | 3078                 |
| 451       | toothbrush, toothpaste etc.                            | -                 | 1.27          | 454  | 1601                 |
| 452       | powder, snow, cream                                    | -                 | 1.41          | 453  | 1537                 |
| 453       | hair oil, lotion, shampoo, hair cream                  | -                 | 2.13          | 723  | 2503                 |
| 455       | shaving blades, shaving stick, razor                   | -                 | 0.48          | 473  | 1645                 |
| 459       | toilet articles: s.t. (450-458)                        | -                 | 8.48          | 973  | 3365                 |
| 467       | washing soap/soda                                      | -                 | 3.40          | 951  | 3294                 |
| 468       | other washing requisites                               | -                 | 0.71          | 326  | 1123                 |
| 470       | agarbati   | -                 | 0.85          | 487  | 1752                 |
| 473       | other petty articles                                   | -                 | 0.26          | 127  | 468                  |
| 479       | sundry articles: s.t. (460-473)                        | -                 | 6.72          | 990  | 3407                 |
| 480       | domestic servant/cook                                  | -                 | 0.74          | 17   | 90                   |
| 482       | barber, beautician etc.                                | -                 | 1.72          | 712  | 2393                 |
| 484       | tailor   | -                 | 1.07          | 100  | 343                  |
| 487       | postage & telegram                                     | -                 | 0.16          | 112  | 418                  |
| 491       | grinding charges                                       | -                 | 0.50          | 115  | 434                  |
| 492       | miscellaneous expenses                                 | -                 | 2.14          | 407  | 1343                 |
| 493       | pet animals (incl. birds, fish)                        | -                 | 0.67          | 115  | 461                  |
| 499       | consumer services excluding conveyance: s.t. (480-494) | -                 | 7.89          | 829  | 2839                 |
| 502       | bus/tram fare  | -                 | 6.04          | 686  | 2404                 |
| 505       | rickshaw (hand drawn & cycle) fare                     | -                 | 0.42          | 105  | 378                  |
| 508       | petrol   | -                 | 0.58          | 9  | 87                   |
| 519       | conveyance : s.t. (500-513)                            | -                 | 7.83          | 722  | 2553                 |
| 521       | residential land rent                                  | -                 | 0.09          | 183  | 597                  |
| 529       | rent: s.t. (520-522)                                   | -                 | 0.24          | 196  | 659                  |
| 573       | other ornaments  | -                 | 0.42          | 252  | 833                  |
| 579       | jewellery and ornaments: s.t. (570-573)                | -                 | 0.63          | 274  | 924                  |
| 580       | stainless steel utensils                               | -                 | 0.45          | 211  | 727                  |
| 581       | other metal utensils                                   | -                 | 0.26          | 132  | 459                  |
| 583       | other crockery & utensils                              | -                 | 0.24          | 194  | 652                  |
| 589       | crockery & utensils: s.t. (580-583)                    | -                 | 0.95          | 406  | 1406                 |
| 609       | cooking and household appliances: s.t. (590-600)       | -                 | 0.34          | 136  | 448                  |
| 610       | bicycle  | -                 | 0.79          | 439  | 1511                 |

\* Unless otherwise specified

(Contd.)

NSS Report No. 461: Consumption of Some Important Commodities in India, 1999-2000



**Table 4R: Monthly per capita quantity and value of consumption for non-food items for each State and UT**

| item code | item   | quantity<br>(kg*) | value<br>(Rs) | no. of households<br>reporting consumption |                      |
|-----------|--|-------------------|---------------|--|----------------------|
|           |  |                   |               | per 1000<br>households                     | sample<br>households |
|           |  |                   |               | (5)  | (6)                  |
| (1)       | (2)  | (3)               | (4)           | (5)  | (6)                  |
|           | <b>Assam</b>   |                   |               |  |                      |
| 613       | tyres & tubes  | -                 | 0.23          | 163  | 572                  |
| 619       | personal transport equipment: s.t. (610-614)                               | -                 | 1.39          | 469  | 1638                 |
| 642       | residential building & land (cost of repairs only)                         | -                 | 4.04          | 506  | 1805                 |
| 649       | residential building, land and other durables : s.t. (640-643)             | -                 | 4.17          | 522  | 1866                 |
| 659       | durable goods : total<br>(559+569+579+589+609+619+629+639+649)             | -                 | 8.12          | 837  | 2929                 |
| 999       | total non-food   | -                 | 138.00        | 1000                                       | 3462                 |
|           | <b>Bihar</b>   |                   |               |  |                      |
| 311       | pan : finished (no.)   | 0.73              | 0.80          | 121  | 1050                 |
| 313       | lime (gm)  | 2.04              | 0.05          | 126  | 984                  |
| 319       | pan: s.t. (310-315)  | -                 | 1.15          | 255  | 2086                 |
| 320       | bidi (no.)   | 6.92              | 0.77          | 170  | 1178                 |
| 322       | leaf tobacco   | 0.93              | 2.97          | 535  | 3945                 |
| 329       | tobacco: s.t. (320-327)  | -                 | 4.21          | 690  | 5004                 |
| 331       | toddy (litre)  | 0.12              | 0.54          | 56   | 401                  |
| 332       | country liquor (litre)   | 0.19              | 1.54          | 120  | 926                  |
| 339       | intoxicants: s.t. (330-335)  | -                 | 2.55          | 199  | 1553                 |
| 341       | firewood and chips   | 11.93             | 12.99         | 764  | 5602                 |
| 342       | electricity (std. unit)  | 0.41              | 0.53          | 63   | 551                  |
| 343       | dung cake  | -                 | 7.34          | 745  | 5423                 |
| 344       | kerosene - P.D.S. (litre)  | 0.36              | 1.56          | 650  | 4678                 |
| 345       | kerosene - other sources (litre)   | 0.32              | 3.02          | 599  | 4578                 |
| 346       | matches (box)  | 0.96              | 0.53          | 968  | 7071                 |
| 347       | coal   | 0.73              | 0.73          | 51   | 377                  |
| 353       | other fuel   | -                 | 1.49          | 173  | 1231                 |
| 359       | fuel and light: s.t. (340-353)   | -                 | 28.53         | 1000                                       | 7308                 |
| 360       | dhoti (m)  | 0.08              | 1.31          | 506  | 3712                 |
| 361       | sari (m)   | 0.21              | 5.31          | 956  | 6981                 |
| 362       | cloth for shirt, pyjama, salwar etc.(m)                                    | 0.13              | 4.38          | 873  | 6395                 |
| 363       | cloth for coat, trousers, overcoat etc. (m)                                | 0.02              | 1.82          | 381  | 2924                 |
| 364       | chaddar, dupatta, shawl etc.(no.)  | 0.01              | 0.92          | 412  | 3103                 |
| 365       | lungi (no.)  | 0.03              | 1.67          | 859  | 6344                 |
| 366       | gamchha, towel, handkerchief (no.)   | 0.03              | 0.93          | 908  | 6725                 |
| 367       | hosiery articles, stockings, under-garments etc.(no.)                      | 0.08              | 2.05          | 857  | 6327                 |
| 368       | ready-made garments (no.)  | 0.05              | 3.24          | 746  | 5599                 |
| 371       | knitted garments, sweater, pullover, cardigan, muffler,<br>scarf etc.(no.) | 0.01              | 1.04          | 257  | 2074                 |
| 373       | clothing: others   | -                 | 0.72          | 235  | 1673                 |
| 379       | clothing: s.t. (360-373)   | -                 | 23.50         | 998  | 7298                 |
| 380       | bed sheet, bed cover (no.)   | 0.01              | 0.88          | 440  | 3460                 |
| 381       | rug, blanket (no.)   | -                 | 0.44          | 130  | 1038                 |
| 384       | mosquito net (no.)   | -                 | 0.23          | 137  | 1063                 |
| 389       | bedding etc.: s.t. (380-387)   | -                 | 1.94          | 566  | 4355                 |

\* Unless otherwise specified

(Contd.)

NSS Report No. 461: Consumption of Some Important Commodities in India, 1999-2000

**Table 4R: Monthly per capita quantity and value of consumption for non-food items for each State and UT**

| item code | item   | quantity<br>(kg*) | value<br>(Rs) | Rural                                      |                      |
|-----------|--|-------------------|---------------|--|----------------------|
|           |  |                   |               | no. of households<br>reporting consumption |                      |
|           |  |                   |               | per 1000<br>households                     | sample<br>households |
| (1)       | (2)  | (3)               | (4)           | (5)  | (6)                  |
|           | <b>Bihar</b>   |                   |               |  |                      |
| 390       | leather boots, shoes (pair)                            | -                 | 0.53          | 105  | 971                  |
| 391       | leather sandals, chappals etc. (pair)                  | 0.01              | 0.55          | 201  | 1726                 |
| 393       | rubber / PVC footwear (pair)                           | 0.04              | 1.28          | 760  | 5685                 |
| 394       | other footwear (pair)                                  | 0.01              | 0.28          | 205  | 1530                 |
| 399       | footwear: s.t. (390-394)                               | -                 | 2.84          | 882  | 6542                 |
| 400       | books, journals  | -                 | 1.93          | 381  | 3028                 |
| 403       | stationery   | -                 | 0.88          | 363  | 2871                 |
| 404       | tuition and other fees (school, college, etc.)         | -                 | 0.92          | 156  | 1252                 |
| 405       | private tutor/coaching centre                          | -                 | 0.86          | 61   | 550                  |
| 406       | other educational expenses                             | -                 | 0.50          | 151  | 1257                 |
| 409       | education: s.t. (400-406)                              | -                 | 5.18          | 404  | 3199                 |
| 410       | medicine   | -                 | 1.38          | 138  | 1009                 |
| 419       | medical - institutional: s.t. (410-414)                | -                 | 2.00          | 140  | 1020                 |
| 420       | medicine   | -                 | 13.20         | 601  | 4479                 |
| 422       | doctor's/surgeon's fee                                 | -                 | 0.81          | 124  | 998                  |
| 429       | medical - non-institutional: s.t. (420-424)            | -                 | 14.57         | 608  | 4540                 |
| 439       | entertainment : s.t. (430-437)                         | -                 | 1.18          | 164  | 1326                 |
| 449       | goods for personal care and effects: s.t. (440-446)    | -                 | 1.47          | 153  | 1260                 |
| 450       | toilet soap  | -                 | 3.32          | 943  | 6928                 |
| 451       | toothbrush, toothpaste etc.                            | -                 | 0.65          | 234  | 2082                 |
| 452       | powder, snow, cream                                    | -                 | 0.93          | 295  | 2227                 |
| 453       | hair oil, lotion, shampoo, hair cream                  | -                 | 2.71          | 827  | 6094                 |
| 454       | comb   | -                 | 0.09          | 111  | 855                  |
| 455       | shaving blades, shaving stick, razor                   | -                 | 0.13          | 111  | 948                  |
| 458       | other toilet articles                                  | -                 | 0.57          | 247  | 1788                 |
| 459       | toilet articles: s.t. (450-458)                        | -                 | 8.53          | 989  | 7241                 |
| 463       | earthenware  | -                 | 0.28          | 132  | 1041                 |
| 467       | washing soap/soda                                      | -                 | 3.93          | 950  | 6951                 |
| 468       | other washing requisites                               | -                 | 1.00          | 363  | 2693                 |
| 470       | agarbati   | -                 | 0.66          | 522  | 3954                 |
| 473       | other petty articles                                   | -                 | 0.60          | 242  | 1806                 |
| 479       | sundry articles: s.t. (460-473)                        | -                 | 7.24          | 992  | 7247                 |
| 482       | barber, beautician etc.                                | -                 | 2.01          | 810  | 5991                 |
| 483       | washerman, laundry, ironing                            | -                 | 0.35          | 126  | 982                  |
| 484       | tailor   | -                 | 3.11          | 194  | 1443                 |
| 487       | postage & telegram                                     | -                 | 0.21          | 144  | 1194                 |
| 490       | repair charges for non-durables                        | -                 | 0.39          | 116  | 926                  |
| 491       | grinding charges                                       | -                 | 2.49          | 528  | 3844                 |
| 492       | miscellaneous expenses                                 | -                 | 1.86          | 384  | 2797                 |
| 493       | pet animals (incl. birds, fish)                        | -                 | 0.51          | 30   | 251                  |
| 494       | other consumer services excluding conveyance           | -                 | 0.40          | 127  | 981                  |
| 499       | consumer services excluding conveyance: s.t. (480-494) | -                 | 11.83         | 961  | 7043                 |
| 502       | bus/tram fare  | -                 | 2.52          | 338  | 2749                 |
| 508       | petrol   | -                 | 0.55          | 11   | 180                  |

\* Unless otherwise specified

(Contd.)

NSS Report No. 461: Consumption of Some Important Commodities in India, 1999-2000

**Table 4R: Monthly per capita quantity and value of consumption for non-food items for each State and UT**

| item code    | item   | quantity<br>(kg*) | value<br>(Rs) | Rural                                   |                   |
|--------------|--|-------------------|---------------|---|-------------------|
|              |  |                   |               | no. of households reporting consumption |                   |
|              |  |                   |               | per 1000 households                     | sample households |
| (1)          | (2)  | (3)               | (4)           | (5)                                     | (6)               |
| <b>Bihar</b> |  |                   |               |   |                   |
| 519          | conveyance : s.t. (500-513)                                    | -                 | 4.45          | 422                                     | 3485              |
| 520          | house rent, garage rent (actual)                               | -                 | 0.71          | 5                                       | 36                |
| 529          | rent: s.t. (520-522)   | -                 | 0.72          | 32                                      | 280               |
| 580          | stainless steel utensils                                       | -                 | 0.49          | 274                                     | 2105              |
| 581          | other metal utensils   | -                 | 0.32          | 175                                     | 1322              |
| 589          | crockery & utensils: s.t. (580-583)                            | -                 | 0.88          | 419                                     | 3134              |
| 610          | bicycle  | -                 | 0.61          | 320                                     | 2556              |
| 619          | personal transport equipment: s.t. (610-614)                   | -                 | 1.08          | 349                                     | 2805              |
| 642          | residential building & land (cost of repairs only)             | -                 | 3.74          | 409                                     | 3055              |
| 649          | residential building, land and other durables : s.t. (640-643) | -                 | 3.83          | 416                                     | 3109              |
| 659          | durable goods : total<br>(559+569+579+589+609+619+629+639+649) | -                 | 6.77          | 761                                     | 5681              |
| 999          | total non-food   | -                 | 129.00        | 1000                                    | 7311              |
| <b>Goa</b>   |  |                   |               |   |                   |
| 310          | pan : leaf (no.)   | 6.53              | 1.57          | 140                                     | 27                |
| 311          | pan : finished (no.)   | 0.31              | 0.53          | 33                                      | 4                 |
| 312          | supari (gm)  | 8.63              | 1.20          | 130                                     | 27                |
| 313          | lime (gm)  | 2.50              | 0.11          | 152                                     | 28                |
| 319          | pan: s.t. (310-315)  | -                 | 3.81          | 168                                     | 31                |
| 320          | bidi (no.)   | 16.55             | 3.14          | 180                                     | 30                |
| 321          | cigarettes (no.)   | 3.78              | 3.89          | 97                                      | 19                |
| 329          | tobacco: s.t. (320-327)  | -                 | 7.66          | 319                                     | 56                |
| 331          | toddy (litre)  | 0.04              | 1.04          | 30                                      | 11                |
| 332          | country liquor (litre)   | 0.23              | 8.54          | 176                                     | 27                |
| 333          | beer (litre)   | 0.06              | 4.30          | 90                                      | 13                |
| 334          | foreign liquor or refined liquor (litre)                       | 0.05              | 6.58          | 132                                     | 26                |
| 339          | intoxicants: s.t. (330-335)                                    | -                 | 20.52         | 374                                     | 70                |
| 341          | firewood and chips   | 10.27             | 15.56         | 636                                     | 124               |
| 342          | electricity (std. unit)  | 14.62             | 15.90         | 982                                     | 184               |
| 344          | kerosene - P.D.S. (litre)                                      | 1.15              | 4.23          | 752                                     | 148               |
| 345          | kerosene - other sources (litre)                               | 0.56              | 3.49          | 269                                     | 46                |
| 346          | matches (box)  | 1.45              | 0.79          | 931                                     | 182               |
| 348          | L.P.G.   | 1.18              | 13.44         | 454                                     | 104               |
| 351          | candle (no.)   | 0.97              | 1.03          | 408                                     | 78                |
| 359          | fuel and light: s.t. (340-353)                                 | -                 | 54.58         | 1000                                    | 192               |
| 361          | sari (m)   | 0.19              | 8.03          | 675                                     | 132               |
| 362          | cloth for shirt, pyjama, salwar etc.(m)                        | 0.15              | 8.73          | 896                                     | 177               |
| 363          | cloth for coat, trousers, overcoat etc. (m)                    | 0.07              | 8.06          | 736                                     | 136               |
| 364          | chaddar, dupatta, shawl etc.(no.)                              | 0.01              | 0.88          | 172                                     | 41                |
| 365          | lungi (no.)  | 0.01              | 0.47          | 286                                     | 55                |
| 366          | gamchha, towel, handkerchief (no.)                             | 0.06              | 2.03          | 904                                     | 176               |
| 367          | hosiery articles, stockings, under-garments etc.(no.)          | 0.18              | 5.85          | 963                                     | 187               |
| 368          | ready-made garments (no.)                                      | 0.06              | 9.66          | 832                                     | 163               |

\* Unless otherwise specified

(Contd.)

NSS Report No. 461: Consumption of Some Important Commodities in India, 1999-2000

**Table 4R: Monthly per capita quantity and value of consumption for non-food items for each State and UT**

| <b>Rural</b> |   |                   |               |  |                      |
|--------------|---|-------------------|---------------|--|----------------------|
| item code    | item  | quantity<br>(kg*) | value<br>(Rs) | no. of households<br>reporting consumption |                      |
|              |   |                   |               | per 1000<br>households                     | sample<br>households |
| (1)          | (2)   | (3)               | (4)           | (5)  | (6)                  |
| <b>Goa</b>   |   |                   |               |  |                      |
| 373          | clothing: others                                    | -                 | 2.10          | 322  | 57                   |
| 379          | clothing: s.t. (360-373)                            | -                 | 46.15         | 1000                                       | 192                  |
| 380          | bed sheet, bed cover (no.)                          | 0.01              | 0.69          | 177  | 40                   |
| 382          | pillow, quilt, mattress (no.)                       | -                 | 0.90          | 54   | 13                   |
| 389          | bedding etc.: s.t. (380-387)                        | -                 | 1.71          | 232  | 49                   |
| 390          | leather boots, shoes (pair)                         | 0.01              | 3.05          | 343  | 82                   |
| 391          | leather sandals, chappals etc. (pair)               | 0.01              | 2.09          | 437  | 94                   |
| 392          | other leather footwear (pair)                       | 0.01              | 0.76          | 159  | 35                   |
| 393          | rubber / PVC footwear (pair)                        | 0.06              | 2.97          | 970  | 186                  |
| 394          | other footwear (pair)                               | 0.01              | 0.84          | 140  | 23                   |
| 399          | footwear: s.t. (390-394)                            | -                 | 9.72          | 1000                                       | 192                  |
| 400          | books, journals                                     | -                 | 6.51          | 588  | 118                  |
| 401          | newspapers, periodicals                             | -                 | 1.27          | 242  | 64                   |
| 403          | stationery  | -                 | 2.17          | 545  | 108                  |
| 404          | tuition and other fees (school, college, etc.)      | -                 | 5.26          | 356  | 76                   |
| 405          | private tutor/coaching centre                       | -                 | 2.65          | 91   | 16                   |
| 406          | other educational expenses                          | -                 | 1.28          | 245  | 47                   |
| 409          | education: s.t. (400-406)                           | -                 | 19.15         | 668  | 134                  |
| 410          | medicine  | -                 | 5.64          | 199  | 41                   |
| 411          | X-ray, ECG, pathological test etc.                  | -                 | 0.97          | 54   | 14                   |
| 412          | doctor's/surgeon's fee                              | -                 | 1.57          | 178  | 39                   |
| 413          | hospital & nursing home charges                     | -                 | 1.43          | 64   | 17                   |
| 419          | medical - institutional: s.t. (410-414)             | -                 | 9.99          | 199  | 42                   |
| 420          | medicine  | -                 | 22.73         | 676  | 137                  |
| 422          | doctor's/surgeon's fee                              | -                 | 3.57          | 356  | 75                   |
| 429          | medical - non-institutional: s.t. (420-424)         | -                 | 26.38         | 676  | 137                  |
| 432          | sports goods, toys etc.                             | -                 | 0.69          | 18   | 3                    |
| 437          | other entertainment                                 | -                 | 3.63          | 131  | 20                   |
| 439          | entertainment : s.t. (430-437)                      | -                 | 4.83          | 192  | 36                   |
| 440          | spectacles  | -                 | 8.19          | 26   | 4                    |
| 444          | umbrella, raincoat                                  | -                 | 1.62          | 45   | 13                   |
| 446          | other goods for personal care and effects           | -                 | 0.50          | 59   | 9                    |
| 449          | goods for personal care and effects: s.t. (440-446) | -                 | 10.69         | 154  | 35                   |
| 450          | toilet soap   | -                 | 8.01          | 987  | 190                  |
| 451          | toothbrush, toothpaste etc.                         | -                 | 5.76          | 953  | 184                  |
| 452          | powder, snow, cream                                 | -                 | 1.79          | 372  | 92                   |
| 453          | hair oil, lotion, shampoo, hair cream               | -                 | 4.86          | 944  | 183                  |
| 455          | shaving blades, shaving stick, razor                | -                 | 1.62          | 693  | 146                  |
| 456          | shaving cream                                       | -                 | 0.60          | 319  | 78                   |
| 457          | sanitary napkins                                    | -                 | 0.64          | 72   | 17                   |
| 459          | toilet articles: s.t. (450-458)                     | -                 | 23.49         | 987  | 190                  |
| 460          | electric bulb, tubelight                            | -                 | 1.16          | 206  | 43                   |
| 467          | washing soap/soda                                   | -                 | 8.15          | 981  | 188                  |
| 468          | other washing requisites                            | -                 | 2.76          | 485  | 92                   |

\* Unless otherwise specified

(Contd.)

NSS Report No. 461: Consumption of Some Important Commodities in India, 1999-2000

**Table 4R: Monthly per capita quantity and value of consumption for non-food items for each State and UT**

| item code | item   | quantity<br>(kg*) | value<br>(Rs) | Rural                                      |                      |
|-----------|--|-------------------|---------------|--|----------------------|
|           |  |                   |               | no. of households<br>reporting consumption |                      |
|           |  |                   |               | per 1000<br>households                     | sample<br>households |
| (1)       | (2)  | (3)               | (4)           | (5)  | (6)                  |
|           | <b>Goa</b>   |                   |               |  |                      |
| 470       | agarbati   | -                 | 2.04          | 656  | 120                  |
| 471       | flower(fresh) : all purposes                           | -                 | 0.51          | 112  | 26                   |
| 473       | other petty articles                                   | -                 | 1.42          | 198  | 26                   |
| 479       | sundry articles: s.t. (460-473)                        | -                 | 16.69         | 1000                                       | 192                  |
| 480       | domestic servant/cook                                  | -                 | 3.09          | 63   | 14                   |
| 481       | sweeper  | -                 | 0.51          | 24   | 3                    |
| 482       | barber, beautician etc.                                | -                 | 4.22          | 793  | 152                  |
| 483       | washerman, laundry, ironing                            | -                 | 1.05          | 133  | 21                   |
| 484       | tailor   | -                 | 11.24         | 123  | 24                   |
| 487       | postage & telegram                                     | -                 | 1.31          | 225  | 57                   |
| 488       | telephone charges                                      | -                 | 11.73         | 360  | 76                   |
| 491       | grinding charges                                       | -                 | 2.77          | 742  | 136                  |
| 492       | miscellaneous expenses                                 | -                 | 1.09          | 228  | 45                   |
| 493       | pet animals (incl. birds, fish)                        | -                 | 2.94          | 139  | 33                   |
| 494       | other consumer services excluding conveyance           | -                 | 0.72          | 60   | 11                   |
| 499       | consumer services excluding conveyance: s.t. (480-494) | -                 | 40.99         | 971  | 186                  |
| 501       | railway fare   | -                 | 0.57          | 12   | 3                    |
| 502       | bus/tram fare  | -                 | 32.44         | 839  | 161                  |
| 508       | petrol   | -                 | 21.74         | 276  | 65                   |
| 511       | lubricating oil  | -                 | 1.08          | 121  | 32                   |
| 512       | school bus/van   | -                 | 0.81          | 17   | 3                    |
| 519       | conveyance : s.t. (500-513)                            | -                 | 56.95         | 918  | 179                  |
| 520       | house rent, garage rent (actual)                       | -                 | 10.46         | 92   | 18                   |
| 529       | rent: s.t. (520-522)                                   | -                 | 10.73         | 104  | 20                   |
| 540       | water charges  | -                 | 3.37          | 387  | 74                   |
| 541       | other consumer taxes & cesses                          | -                 | 1.62          | 883  | 171                  |
| 549       | consumer taxes and cesses: s.t. (540-541)              | -                 | 4.98          | 923  | 180                  |
| 562       | television   | -                 | 2.21          | 78   | 20                   |
| 569       | goods for recreation: s.t.(560-568)                    | -                 | 2.41          | 141  | 39                   |
| 570       | gold ornaments   | -                 | 0.88          | 16   | 6                    |
| 579       | jewellery and ornaments: s.t. (570-573)                | -                 | 1.01          | 16   | 6                    |
| 580       | stainless steel utensils                               | -                 | 0.42          | 111  | 19                   |
| 589       | crookery & utensils: s.t. (580-583)                    | -                 | 0.58          | 154  | 30                   |
| 590       | electric fan   | -                 | 0.50          | 64   | 12                   |
| 594       | washing machine  | -                 | 2.24          | 15   | 2                    |
| 595       | stove  | -                 | 0.26          | 226  | 42                   |
| 609       | cooking and household appliances: s.t. (590-600)       | -                 | 3.58          | 293  | 58                   |
| 610       | bicycle  | -                 | 1.16          | 253  | 55                   |
| 611       | motor cycle, scooter                                   | -                 | 5.41          | 236  | 59                   |
| 612       | motor car, jeep  | -                 | 2.65          | 37   | 10                   |
| 613       | tyres & tubes  | -                 | 0.96          | 143  | 25                   |
| 619       | personal transport equipment: s.t. (610-614)           | -                 | 10.21         | 483  | 103                  |
| 642       | residential building & land (cost of repairs only)     | -                 | 9.57          | 480  | 90                   |
| 643       | other durables (specify).....                          | -                 | 0.84          | 7  | 2                    |

\* Unless otherwise specified

(Contd.)

NSS Report No. 461: Consumption of Some Important Commodities in India, 1999-2000

**Table 4R: Monthly per capita quantity and value of consumption for non-food items for each State and UT**

| item code      | item  | quantity<br>(kg*) | value<br>(Rs) | Rural                                   |                   |
|----------------|---|-------------------|---------------|---|-------------------|
|                |   |                   |               | no. of households reporting consumption |                   |
|                |   |                   |               | per 1000 households                     | sample households |
| (1)            | (2)   | (3)               | (4)           | (5)                                     | (6)               |
| <b>Goa</b>     |   |                   |               |   |                   |
| 649            | residential building, land and other durables : s.t. (640-643)          | -                 | 10.75         | 487                                     | 92                |
| 659            | durable goods : total<br>(559+569+579+589+609+619+629+639+649)          | -                 | 28.92         | 815                                     | 156               |
| 999            | total non-food  | -                 | 398.00        | 1000                                    | 192               |
| <b>Gujarat</b> |   |                   |               |   |                   |
| 311            | pan : finished (no.)  | 0.55              | 1.31          | 50                                      | 144               |
| 319            | pan: s.t. (310-315)   | -                 | 2.04          | 95                                      | 268               |
| 320            | bidi (no.)  | 63.84             | 8.84          | 472                                     | 1166              |
| 327            | other tobacco products (gm)   | 2.58              | 0.67          | 50                                      | 133               |
| 329            | tobacco: s.t. (320-327)   | -                 | 10.88         | 591                                     | 1466              |
| 332            | country liquor (litre)  | 0.09              | 1.07          | 52                                      | 115               |
| 339            | intoxicants: s.t. (330-335)   | -                 | 1.26          | 59                                      | 130               |
| 341            | firewood and chips  | 14.79             | 14.16         | 875                                     | 2203              |
| 342            | electricity (std. unit)   | 7.35              | 13.29         | 770                                     | 1966              |
| 343            | dung cake   | -                 | 2.84          | 421                                     | 1067              |
| 344            | kerosene - P.D.S. (litre)   | 1.17              | 4.22          | 816                                     | 2051              |
| 345            | kerosene - other sources (litre)  | 0.22              | 1.81          | 185                                     | 467               |
| 346            | matches (box)   | 2.61              | 1.37          | 949                                     | 2395              |
| 348            | L.P.G.  | 0.24              | 2.90          | 109                                     | 306               |
| 359            | fuel and light: s.t. (340-353)  | -                 | 41.04         | 992                                     | 2467              |
| 360            | dhoti (m)   | 0.04              | 0.81          | 253                                     | 654               |
| 361            | sari (m)  | 0.20              | 6.47          | 872                                     | 2174              |
| 362            | cloth for shirt, pyjama, salwar etc.(m)                                 | 0.14              | 6.33          | 901                                     | 2260              |
| 363            | cloth for coat, trousers, overcoat etc. (m)                             | 0.07              | 5.37          | 715                                     | 1826              |
| 364            | chaddar, dupatta, shawl etc.(no.)                                       | 0.01              | 1.04          | 384                                     | 997               |
| 365            | lungi (no.)   | 0.01              | 0.34          | 262                                     | 644               |
| 366            | gamchha, towel, handkerchief (no.)                                      | 0.06              | 1.63          | 879                                     | 2164              |
| 367            | hosiery articles, stockings, under-garments etc.(no.)                   | 0.14              | 3.57          | 931                                     | 2318              |
| 368            | ready-made garments (no.)   | 0.06              | 5.71          | 745                                     | 1884              |
| 370            | headwear (no.)  | -                 | 0.19          | 110                                     | 298               |
| 371            | knitted garments, sweater, pullover, cardigan, muffler, scarf etc.(no.) | 0.01              | 0.87          | 214                                     | 616               |
| 373            | clothing: others  | -                 | 0.97          | 319                                     | 815               |
| 379            | clothing: s.t. (360-373)  | -                 | 34.11         | 993                                     | 2464              |
| 380            | bed sheet, bed cover (no.)  | 0.02              | 1.41          | 496                                     | 1260              |
| 389            | bedding etc.: s.t. (380-387)  | -                 | 2.08          | 562                                     | 1434              |
| 390            | leather boots, shoes (pair)   | 0.01              | 1.68          | 344                                     | 948               |
| 391            | leather sandals, chappals etc. (pair)                                   | 0.01              | 1.49          | 463                                     | 1159              |
| 392            | other leather footwear (pair)   | 0.01              | 0.61          | 213                                     | 502               |
| 393            | rubber / PVC footwear (pair)  | 0.06              | 1.98          | 891                                     | 2221              |
| 394            | other footwear (pair)   | 0.01              | 0.58          | 304                                     | 758               |
| 399            | footwear: s.t. (390-394)  | -                 | 6.34          | 993                                     | 2463              |
| 400            | books, journals   | -                 | 1.61          | 387                                     | 995               |

\* Unless otherwise specified

(Contd.)

**Table 4R: Monthly per capita quantity and value of consumption for non-food items for each State and UT**

| item code | item   | quantity<br>(kg*) | value<br>(Rs) | Rural                                      |                      |
|-----------|--|-------------------|---------------|--|----------------------|
|           |  |                   |               | no. of households<br>reporting consumption |                      |
|           |  |                   |               | per 1000<br>households                     | sample<br>households |
| (1)       | (2)  | (3)               | (4)           | (5)  | (6)                  |
|           | <b>Gujarat</b>   |                   |               |  |                      |
| 403       | stationery   | -                 | 1.60          | 469  | 1168                 |
| 404       | tuition and other fees (school, college, etc.)         | -                 | 1.76          | 194  | 502                  |
| 405       | private tutor/coaching centre                          | -                 | 1.24          | 38   | 97                   |
| 406       | other educational expenses                             | -                 | 0.60          | 227  | 543                  |
| 409       | education: s.t. (400-406)                              | -                 | 7.23          | 531  | 1322                 |
| 410       | medicine   | -                 | 4.55          | 241  | 521                  |
| 411       | X-ray, ECG, pathological test etc.                     | -                 | 0.76          | 67   | 175                  |
| 412       | doctor's/surgeon's fee                                 | -                 | 1.63          | 195  | 416                  |
| 413       | hospital & nursing home charges                        | -                 | 2.36          | 93   | 236                  |
| 414       | other medical expenses                                 | -                 | 1.05          | 106  | 252                  |
| 419       | medical - institutional: s.t. (410-414)                | -                 | 10.35         | 253  | 548                  |
| 420       | medicine   | -                 | 13.24         | 479  | 1227                 |
| 421       | X-ray, ECG, pathological test etc.                     | -                 | 0.53          | 16   | 44                   |
| 422       | doctor's/surgeon's fee                                 | -                 | 3.25          | 284  | 750                  |
| 424       | other medical expenses                                 | -                 | 0.57          | 51   | 127                  |
| 429       | medical - non-institutional: s.t. (420-424)            | -                 | 17.62         | 491  | 1256                 |
| 430       | cinema, theatre  | -                 | 0.59          | 60   | 148                  |
| 437       | other entertainment                                    | -                 | 1.18          | 91   | 242                  |
| 439       | entertainment : s.t. (430-437)                         | -                 | 2.51          | 191  | 509                  |
| 449       | goods for personal care and effects: s.t. (440-446)    | -                 | 1.18          | 145  | 391                  |
| 450       | toilet soap  | -                 | 4.35          | 897  | 2237                 |
| 451       | toothbrush, toothpaste etc.                            | -                 | 2.18          | 531  | 1363                 |
| 452       | powder, snow, cream                                    | -                 | 0.62          | 186  | 495                  |
| 453       | hair oil, lotion, shampoo, hair cream                  | -                 | 2.77          | 844  | 2097                 |
| 455       | shaving blades, shaving stick, razor                   | -                 | 0.99          | 669  | 1654                 |
| 456       | shaving cream  | -                 | 0.36          | 156  | 415                  |
| 458       | other toilet articles                                  | -                 | 0.39          | 154  | 398                  |
| 459       | toilet articles: s.t. (450-458)                        | -                 | 11.77         | 991  | 2456                 |
| 460       | electric bulb, tubelight                               | -                 | 0.63          | 193  | 524                  |
| 463       | earthenware  | -                 | 0.62          | 147  | 361                  |
| 467       | washing soap/soda                                      | -                 | 6.28          | 982  | 2435                 |
| 468       | other washing requisites                               | -                 | 1.00          | 333  | 889                  |
| 470       | agarbati   | -                 | 1.87          | 801  | 2025                 |
| 473       | other petty articles                                   | -                 | 0.52          | 183  | 456                  |
| 479       | sundry articles: s.t. (460-473)                        | -                 | 11.71         | 997  | 2471                 |
| 482       | barber, beautician etc.                                | -                 | 2.47          | 690  | 1748                 |
| 484       | tailor   | -                 | 4.29          | 133  | 319                  |
| 487       | postage & telegram                                     | -                 | 0.25          | 164  | 464                  |
| 488       | telephone charges                                      | -                 | 1.23          | 63   | 224                  |
| 491       | grinding charges                                       | -                 | 6.77          | 944  | 2343                 |
| 492       | miscellaneous expenses                                 | -                 | 3.34          | 422  | 1067                 |
| 493       | pet animals (incl. birds, fish)                        | -                 | 1.19          | 11   | 30                   |
| 494       | other consumer services excluding conveyance           | -                 | 0.48          | 114  | 264                  |
| 499       | consumer services excluding conveyance: s.t. (480-494) | -                 | 21.16         | 996  | 2471                 |

\* Unless otherwise specified

(Contd.)

NSS Report No. 461: Consumption of Some Important Commodities in India, 1999-2000

**Table 4R: Monthly per capita quantity and value of consumption for non-food items for each State and UT**

| item code       | item   | quantity<br>(kg*) | value<br>(Rs) | Rural                                   |                   |
|-----------------|--|-------------------|---------------|---|-------------------|
|                 |  |                   |               | no. of households reporting consumption |                   |
|                 |  |                   |               | per 1000 households                     | sample households |
| (1)             | (2)  | (3)               | (4)           | (5)                                     | (6)               |
| <b>Gujarat</b>  |  |                   |               |   |                   |
| 501             | railway fare   | -                 | 0.53          | 22                                      | 56                |
| 502             | bus/tram fare  | -                 | 10.53         | 766                                     | 1925              |
| 503             | taxi, auto-rickshaw fare                                       | -                 | 2.36          | 306                                     | 744               |
| 508             | petrol   | -                 | 5.97          | 89                                      | 299               |
| 519             | conveyance : s.t. (500-513)                                    | -                 | 20.45         | 899                                     | 2246              |
| 520             | house rent, garage rent (actual)                               | -                 | 1.96          | 39                                      | 81                |
| 529             | rent: s.t. (520-522)   | -                 | 2.27          | 49                                      | 103               |
| 540             | water charges  | -                 | 0.62          | 396                                     | 1032              |
| 541             | other consumer taxes & cesses                                  | -                 | 0.94          | 626                                     | 1541              |
| 549             | consumer taxes and cesses: s.t. (540-541)                      | -                 | 1.55          | 676                                     | 1687              |
| 559             | furniture & fixtures: s.t. (550-557)                           | -                 | 0.54          | 101                                     | 252               |
| 562             | television   | -                 | 1.04          | 30                                      | 84                |
| 569             | goods for recreation: s.t.(560-568)                            | -                 | 1.51          | 138                                     | 381               |
| 570             | gold ornaments   | -                 | 1.29          | 19                                      | 57                |
| 571             | silver ornaments   | -                 | 0.95          | 58                                      | 168               |
| 579             | jewellery and ornaments: s.t. (570-573)                        | -                 | 2.36          | 81                                      | 233               |
| 580             | stainless steel utensils                                       | -                 | 1.15          | 268                                     | 693               |
| 583             | other crockery & utensils                                      | -                 | 0.18          | 188                                     | 453               |
| 589             | crockery & utensils: s.t. (580-583)                            | -                 | 1.64          | 404                                     | 1015              |
| 595             | stove  | -                 | 0.22          | 314                                     | 744               |
| 609             | cooking and household appliances: s.t. (590-600)               | -                 | 1.08          | 376                                     | 923               |
| 610             | bicycle  | -                 | 0.75          | 270                                     | 689               |
| 611             | motor cycle, scooter   | -                 | 2.46          | 85                                      | 286               |
| 619             | personal transport equipment: s.t. (610-614)                   | -                 | 3.71          | 339                                     | 928               |
| 642             | residential building & land (cost of repairs only)             | -                 | 4.77          | 177                                     | 431               |
| 649             | residential building, land and other durables : s.t. (640-643) | -                 | 4.90          | 188                                     | 462               |
| 659             | durable goods : total<br>(559+569+579+589+609+619+629+639+649) | -                 | 15.93         | 780                                     | 1943              |
| 999             | total non-food   | -                 | 221.00        | 1000                                    | 2479              |
| <b>Harayana</b> |  |                   |               |   |                   |
| 320             | bidi (no.)   | 80.01             | 10.52         | 613                                     | 677               |
| 321             | cigarettes (no.)   | 0.42              | 0.55          | 20                                      | 22                |
| 324             | hookah tobacco   | 0.22              | 0.73          | 174                                     | 223               |
| 329             | tobacco: s.t. (320-327)  | -                 | 12.09         | 690                                     | 781               |
| 332             | country liquor (litre)   | 0.30              | 4.28          | 112                                     | 122               |
| 334             | foreign liquor or refined liquor (litre)                       | 0.18              | 0.54          | 13                                      | 20                |
| 339             | intoxicants: s.t. (330-335)                                    | -                 | 5.06          | 127                                     | 145               |
| 341             | firewood and chips   | 12.97             | 13.20         | 840                                     | 971               |
| 342             | electricity (std. unit)  | 9.00              | 21.18         | 815                                     | 934               |
| 343             | dung cake  | -                 | 15.24         | 893                                     | 1005              |
| 344             | kerosene - P.D.S. (litre)                                      | 0.66              | 2.54          | 788                                     | 878               |
| 345             | kerosene - other sources (litre)                               | 0.10              | 0.98          | 115                                     | 128               |
| 346             | matches (box)  | 3.51              | 1.77          | 961                                     | 1079              |

\* Unless otherwise specified

(Contd.)

NSS Report No. 461: Consumption of Some Important Commodities in India, 1999-2000



**Table 4R: Monthly per capita quantity and value of consumption for non-food items for each State and UT**

| item code       | item   | quantity<br>(kg*) | value<br>(Rs) | Rural                                   |                   |
|-----------------|--|-------------------|---------------|---|-------------------|
|                 |  |                   |               | no. of households reporting consumption |                   |
|                 |  |                   |               | per 1000 households                     | sample households |
| (1)             | (2)  | (3)               | (4)           | (5)                                     | (6)               |
| <b>Harayana</b> |  |                   |               |   |                   |
| 348             | L.P.G.   | 0.43              | 5.34          | 236                                     | 249               |
| 351             | candle (no.)   | 0.40              | 0.73          | 414                                     | 462               |
| 359             | fuel and light: s.t. (340-353)   | -                 | 61.26         | 1000                                    | 1130              |
| 360             | dhoti (m)  | 0.03              | 1.11          | 221                                     | 279               |
| 361             | sari (m)   | 0.04              | 1.64          | 212                                     | 238               |
| 362             | cloth for shirt, pyjama, salwar etc.(m)                                  | 0.43              | 17.70         | 985                                     | 1111              |
| 363             | cloth for coat, trousers, overcoat etc. (m)                              | 0.05              | 4.86          | 597                                     | 699               |
| 364             | chaddar, dupatta, shawl etc.(no.)  | 0.04              | 3.42          | 795                                     | 896               |
| 365             | lungi (no.)  | 0.01              | 0.33          | 182                                     | 207               |
| 366             | gamchha, towel, handkerchief (no.)                                       | 0.04              | 1.77          | 879                                     | 998               |
| 367             | hosiery articles, stockings, under-garments etc.(no.)                    | 0.10              | 2.79          | 862                                     | 966               |
| 368             | ready-made garments (no.)  | 0.03              | 3.45          | 607                                     | 652               |
| 370             | headwear (no.)   | 0.01              | 0.77          | 277                                     | 324               |
| 371             | knitted garments, swea-ter, pullover, cardigan, muffler, scarf etc.(no.) | 0.02              | 3.82          | 519                                     | 613               |
| 373             | clothing: others   | -                 | 0.78          | 113                                     | 118               |
| 379             | clothing: s.t. (360-373)   | -                 | 42.88         | 995                                     | 1128              |
| 380             | bed sheet, bed cover (no.)   | 0.01              | 1.26          | 339                                     | 357               |
| 381             | rug, blanket (no.)   | -                 | 0.77          | 181                                     | 181               |
| 382             | pillow, quilt, mattress (no.)  | 0.01              | 2.41          | 277                                     | 322               |
| 389             | bedding etc.: s.t. (380-387)   | -                 | 4.74          | 520                                     | 552               |
| 390             | leather boots, shoes (pair)  | 0.03              | 4.61          | 677                                     | 776               |
| 391             | leather sandals, chappals etc. (pair)                                    | 0.02              | 1.85          | 555                                     | 629               |
| 392             | other leather footwear (pair)  | 0.01              | 1.62          | 362                                     | 379               |
| 393             | rubber / PVC footwear (pair)   | 0.08              | 3.05          | 879                                     | 1015              |
| 394             | other footwear (pair)  | 0.02              | 1.63          | 500                                     | 561               |
| 399             | footwear: s.t. (390-394)   | -                 | 12.78         | 989                                     | 1125              |
| 400             | books, journals  | -                 | 8.85          | 690                                     | 783               |
| 403             | stationery   | -                 | 4.05          | 661                                     | 738               |
| 404             | tuition and other fees (school, college, etc.)                           | -                 | 13.04         | 650                                     | 740               |
| 405             | private tutor/coaching centre  | -                 | 1.23          | 62                                      | 62                |
| 406             | other educational expenses   | -                 | 1.48          | 232                                     | 264               |
| 409             | education: s.t. (400-406)  | -                 | 28.82         | 701                                     | 794               |
| 410             | medicine   | -                 | 5.84          | 145                                     | 178               |
| 411             | X-ray, ECG, pathological test etc.                                       | -                 | 1.06          | 60                                      | 75                |
| 412             | doctor's/surgeon's fee   | -                 | 1.65          | 106                                     | 123               |
| 413             | hospital & nursing home charges  | -                 | 3.29          | 75                                      | 93                |
| 414             | other medical expenses   | -                 | 1.12          | 35                                      | 38                |
| 419             | medical - institutional: s.t. (410-414)                                  | -                 | 12.96         | 162                                     | 196               |
| 420             | medicine   | -                 | 31.49         | 706                                     | 806               |
| 421             | X-ray, ECG, pathological test etc.                                       | -                 | 1.25          | 17                                      | 23                |
| 422             | doctor's/surgeon's fee   | -                 | 2.33          | 139                                     | 170               |
| 424             | other medical expenses   | -                 | 0.72          | 13                                      | 13                |
| 429             | medical - non-institutional: s.t. (420-424)                              | -                 | 35.85         | 715                                     | 816               |

\* Unless otherwise specified

(Contd.)

NSS Report No. 461: Consumption of Some Important Commodities in India, 1999-2000

**Table 4R: Monthly per capita quantity and value of consumption for non-food items for each State and UT**

| item code       | item   | quantity<br>(kg*) | value<br>(Rs) | Rural                                   |                   |
|-----------------|--|-------------------|---------------|---|-------------------|
|                 |  |                   |               | no. of households reporting consumption |                   |
|                 |  |                   |               | per 1000 households                     | sample households |
| (1)             | (2)  | (3)               | (4)           | (5)                                     | (6)               |
| <b>Harayana</b> |  |                   |               |   |                   |
| 431             | mela, fair, picnic                                     | -                 | 1.12          | 23                                      | 29                |
| 439             | entertainment : s.t. (430-437)                         | -                 | 1.95          | 104                                     | 114               |
| 441             | torch  | -                 | 0.65          | 13                                      | 13                |
| 446             | other goods for personal care and effects              | -                 | 1.13          | 149                                     | 172               |
| 449             | goods for personal care and effects: s.t. (440-446)    | -                 | 2.54          | 259                                     | 285               |
| 450             | toilet soap  | -                 | 4.58          | 906                                     | 1035              |
| 451             | toothbrush, toothpaste etc.                            | -                 | 2.27          | 559                                     | 628               |
| 452             | powder, snow, cream                                    | -                 | 1.37          | 302                                     | 367               |
| 453             | hair oil, lotion, shampoo, hair cream                  | -                 | 2.64          | 794                                     | 915               |
| 455             | shaving blades, shaving stick, razor                   | -                 | 0.57          | 315                                     | 347               |
| 456             | shaving cream  | -                 | 0.27          | 145                                     | 170               |
| 459             | toilet articles: s.t. (450-458)                        | -                 | 12.20         | 983                                     | 1109              |
| 460             | electric bulb, tubelight                               | -                 | 1.00          | 312                                     | 359               |
| 463             | earthenware  | -                 | 0.91          | 190                                     | 231               |
| 467             | washing soap/soda                                      | -                 | 9.65          | 981                                     | 1113              |
| 468             | other washing requisites                               | -                 | 1.25          | 407                                     | 449               |
| 470             | agarbati   | -                 | 0.97          | 461                                     | 520               |
| 473             | other petty articles                                   | -                 | 0.54          | 176                                     | 237               |
| 479             | sundry articles: s.t. (460-473)                        | -                 | 15.25         | 994                                     | 1126              |
| 480             | domestic servant/cook                                  | -                 | 0.60          | 5                                       | 8                 |
| 482             | barber, beautician etc.                                | -                 | 3.69          | 843                                     | 954               |
| 484             | tailor   | -                 | 8.11          | 237                                     | 272               |
| 488             | telephone charges                                      | -                 | 1.09          | 45                                      | 55                |
| 491             | grinding charges                                       | -                 | 4.33          | 705                                     | 775               |
| 492             | miscellaneous expenses                                 | -                 | 1.28          | 133                                     | 163               |
| 499             | consumer services excluding conveyance: s.t. (480-494) | -                 | 20.60         | 969                                     | 1102              |
| 501             | railway fare   | -                 | 1.16          | 45                                      | 44                |
| 502             | bus/tram fare  | -                 | 17.15         | 711                                     | 835               |
| 503             | taxi, auto-rickshaw fare                               | -                 | 2.48          | 191                                     | 174               |
| 508             | petrol   | -                 | 10.42         | 95                                      | 124               |
| 510             | diesel   | -                 | 1.69          | 9                                       | 16                |
| 512             | school bus/van   | -                 | 0.69          | 23                                      | 31                |
| 519             | conveyance : s.t. (500-513)                            | -                 | 34.50         | 832                                     | 948               |
| 520             | house rent, garage rent (actual)                       | -                 | 1.42          | 20                                      | 16                |
| 529             | rent: s.t. (520-522)                                   | -                 | 1.87          | 29                                      | 26                |
| 541             | other consumer taxes & cesses                          | -                 | 0.20          | 434                                     | 521               |
| 549             | consumer taxes and cesses: s.t. (540-541)              | -                 | 0.36          | 467                                     | 539               |
| 550             | bedstead   | -                 | 1.17          | 190                                     | 210               |
| 559             | furniture & fixtures: s.t. (550-557)                   | -                 | 1.46          | 205                                     | 234               |
| 569             | goods for recreation: s.t.(560-568)                    | -                 | 0.93          | 159                                     | 196               |
| 570             | gold ornaments   | -                 | 0.97          | 16                                      | 26                |
| 579             | jewellery and ornaments: s.t. (570-573)                | -                 | 1.18          | 25                                      | 37                |
| 580             | stainless steel utensils                               | -                 | 0.63          | 214                                     | 248               |
| 589             | crockery & utensils: s.t. (580-583)                    | -                 | 0.86          | 276                                     | 317               |

\* Unless otherwise specified

(Contd.)

NSS Report No. 461: Consumption of Some Important Commodities in India, 1999-2000

**Table 4R: Monthly per capita quantity and value of consumption for non-food items for each State and UT**

| item code | item   | quantity<br>(kg*) | value<br>(Rs) | no. of households<br>reporting consumption |                      |
|-----------|--|-------------------|---------------|--|----------------------|
|           |  |                   |               | per 1000<br>households                     | sample<br>households |
|           |  |                   |               | (5)  | (6)                  |
| (1)       | (2)  | (3)               | (4)           | (5)  | (6)                  |
|           | <b>Harayana</b>  |                   |               |  |                      |
| 609       | cooking and household appliances: s.t. (590-600)                             | -                 | 1.20          | 195  | 244                  |
| 610       | bicycle  | -                 | 1.36          | 446  | 520                  |
| 611       | motor cycle, scooter   | -                 | 1.67          | 91   | 122                  |
| 619       | personal transport equipment: s.t. (610-614)                                 | -                 | 3.61          | 511  | 600                  |
| 642       | residential building & land (cost of repairs only)                           | -                 | 2.28          | 93   | 97                   |
| 649       | residential building, land and other durables : s.t. (640-643)               | -                 | 2.55          | 111  | 122                  |
| 659       | durable goods : total<br>(559+569+579+589+609+619+629+639+649)               | -                 | 12.01         | 743  | 855                  |
| 999       | total non-food   | -                 | 318.00        | 1000                                       | 1132                 |
|           | <b>Himachal Pradesh</b>  |                   |               |  |                      |
| 320       | bidi (no.)   | 62.60             | 9.35          | 499  | 823                  |
| 321       | cigarettes (no.)   | 1.66              | 1.52          | 61   | 114                  |
| 329       | tobacco: s.t. (320-327)  | -                 | 11.33         | 542  | 891                  |
| 332       | country liquor (litre)   | 0.35              | 3.12          | 107  | 176                  |
| 334       | foreign liquor or refined liquor (litre)                                     | 0.01              | 1.60          | 30   | 54                   |
| 339       | intoxicants: s.t. (330-335)  | -                 | 5.28          | 155  | 262                  |
| 341       | firewood and chips   | 30.64             | 27.92         | 862  | 1421                 |
| 342       | electricity (std. unit)  | 12.81             | 7.85          | 927  | 1525                 |
| 343       | dung cake  | -                 | 0.50          | 85   | 135                  |
| 344       | kerosene - P.D.S. (litre)  | 0.68              | 2.45          | 575  | 931                  |
| 345       | kerosene - other sources (litre)   | 0.13              | 0.72          | 114  | 162                  |
| 346       | matches (box)  | 2.21              | 1.46          | 948  | 1549                 |
| 348       | L.P.G.   | 0.66              | 8.44          | 310  | 546                  |
| 351       | candle (no.)   | 0.09              | 0.13          | 100  | 173                  |
| 353       | other fuel   | -                 | 0.63          | 35   | 69                   |
| 359       | fuel and light: s.t. (340-353)   | -                 | 50.38         | 997  | 1629                 |
| 362       | cloth for shirt, pyjama, salwar etc.(m)                                      | 0.41              | 19.61         | 933  | 1537                 |
| 363       | cloth for coat, trousers, overcoat etc. (m)                                  | 0.07              | 7.28          | 652  | 1097                 |
| 364       | chaddar, dupatta, shawl etc.(no.)  | 0.05              | 3.06          | 741  | 1194                 |
| 366       | gamchha, towel, handkerchief (no.)   | 0.02              | 1.08          | 509  | 837                  |
| 367       | hosiery articles, stockings, under-garments etc.(no.)                        | 0.09              | 2.74          | 702  | 1159                 |
| 368       | ready-made garments (no.)  | 0.02              | 3.10          | 349  | 586                  |
| 371       | knitted garments, swea- ter, pullover, cardigan, muffler,<br>scarf etc.(no.) | 0.02              | 4.03          | 430  | 715                  |
| 372       | knitting wool, cotton yarn (gm)  | 1.80              | 0.72          | 150  | 236                  |
| 373       | clothing: others   | -                 | 3.82          | 191  | 331                  |
| 379       | clothing: s.t. (360-373)   | -                 | 45.80         | 986  | 1613                 |
| 380       | bed sheet, bed cover (no.)   | 0.01              | 1.48          | 335  | 579                  |
| 381       | rug, blanket (no.)   | -                 | 0.71          | 70   | 130                  |
| 382       | pillow, quilt, mattress (no.)  | -                 | 0.99          | 101  | 162                  |
| 389       | bedding etc.: s.t. (380-387)   | -                 | 3.88          | 430  | 730                  |
| 390       | leather boots, shoes (pair)  | 0.02              | 6.06          | 536  | 900                  |
| 391       | leather sandals, chappals etc. (pair)  | 0.01              | 2.10          | 406  | 659                  |

\* Unless otherwise specified

(Contd.)

NSS Report No. 461: Consumption of Some Important Commodities in India, 1999-2000

**Table 4R: Monthly per capita quantity and value of consumption for non-food items for each State and UT**

| item code               | item  | quantity<br>(kg*) | value<br>(Rs) | Rural                                      |                      |
|-------------------------|---|-------------------|---------------|--|----------------------|
|                         |   |                   |               | no. of households<br>reporting consumption |                      |
|                         |   |                   |               | per 1000<br>households                     | sample<br>households |
| (1)                     | (2)   | (3)               | (4)           | (5)  | (6)                  |
| <b>Himachal Pradesh</b> |   |                   |               |  |                      |
| 392                     | other leather footwear (pair)                       | 0.01              | 1.19          | 163  | 278                  |
| 393                     | rubber / PVC footwear (pair)                        | 0.09              | 4.96          | 862  | 1424                 |
| 394                     | other footwear (pair)                               | 0.02              | 1.89          | 317  | 504                  |
| 399                     | footwear: s.t. (390-394)                            | -                 | 16.20         | 987  | 1616                 |
| 400                     | books, journals                                     | -                 | 7.27          | 549  | 928                  |
| 403                     | stationery  | -                 | 4.46          | 608  | 1033                 |
| 404                     | tuition and other fees (school, college, etc.)      | -                 | 5.57          | 554  | 924                  |
| 405                     | private tutor/coaching centre                       | -                 | 0.56          | 33   | 53                   |
| 406                     | other educational expenses                          | -                 | 1.25          | 240  | 406                  |
| 409                     | education: s.t. (400-406)                           | -                 | 19.44         | 648  | 1108                 |
| 410                     | medicine  | -                 | 7.00          | 190  | 331                  |
| 411                     | X-ray, ECG, pathological test etc.                  | -                 | 0.76          | 30   | 50                   |
| 412                     | doctor's/surgeon's fee                              | -                 | 0.57          | 26   | 42                   |
| 413                     | hospital & nursing home charges                     | -                 | 1.05          | 30   | 42                   |
| 414                     | other medical expenses                              | -                 | 0.75          | 35   | 55                   |
| 419                     | medical - institutional: s.t. (410-414)             | -                 | 10.13         | 195  | 341                  |
| 420                     | medicine  | -                 | 25.71         | 591  | 942                  |
| 429                     | medical - non-institutional: s.t. (420-424)         | -                 | 27.00         | 601  | 952                  |
| 431                     | mela, fair, picnic                                  | -                 | 0.83          | 22   | 46                   |
| 439                     | entertainment : s.t. (430-437)                      | -                 | 1.52          | 66   | 125                  |
| 442                     | pen   | -                 | 0.47          | 144  | 231                  |
| 444                     | umbrella, raincoat                                  | -                 | 0.69          | 24   | 44                   |
| 449                     | goods for personal care and effects: s.t. (440-446) | -                 | 1.78          | 182  | 306                  |
| 450                     | toilet soap   | -                 | 6.68          | 982  | 1610                 |
| 451                     | toothbrush, toothpaste etc.                         | -                 | 2.92          | 695  | 1155                 |
| 452                     | powder, snow, cream                                 | -                 | 1.64          | 421  | 699                  |
| 453                     | hair oil, lotion, shampoo, hair cream               | -                 | 2.31          | 741  | 1195                 |
| 455                     | shaving blades, shaving stick, razor                | -                 | 1.55          | 744  | 1236                 |
| 456                     | shaving cream                                       | -                 | 0.67          | 331  | 581                  |
| 458                     | other toilet articles                               | -                 | 0.81          | 151  | 234                  |
| 459                     | toilet articles: s.t. (450-458)                     | -                 | 16.66         | 993  | 1627                 |
| 460                     | electric bulb, tubelight                            | -                 | 1.24          | 325  | 548                  |
| 467                     | washing soap/soda                                   | -                 | 9.42          | 972  | 1588                 |
| 468                     | other washing requisites                            | -                 | 1.18          | 308  | 540                  |
| 470                     | agarbati  | -                 | 1.74          | 710  | 1179                 |
| 473                     | other petty articles                                | -                 | 1.51          | 281  | 426                  |
| 479                     | sundry articles: s.t. (460-473)                     | -                 | 16.24         | 989  | 1616                 |
| 480                     | domestic servant/cook                               | -                 | 0.99          | 4  | 10                   |
| 482                     | barber, beautician etc.                             | -                 | 2.09          | 603  | 1028                 |
| 484                     | tailor  | -                 | 7.77          | 208  | 357                  |
| 487                     | postage & telegram                                  | -                 | 0.30          | 123  | 204                  |
| 488                     | telephone charges                                   | -                 | 4.04          | 155  | 289                  |
| 491                     | grinding charges                                    | -                 | 2.86          | 466  | 744                  |
| 492                     | miscellaneous expenses                              | -                 | 4.10          | 388  | 651                  |

\* Unless otherwise specified

(Contd.)

NSS Report No. 461: Consumption of Some Important Commodities in India, 1999-2000

**Table 4R: Monthly per capita quantity and value of consumption for non-food items for each State and UT**

| item code                  | item   | quantity<br>(kg*) | value<br>(Rs) | Rural                                   |                   |
|----------------------------|--|-------------------|---------------|---|-------------------|
|                            |  |                   |               | no. of households reporting consumption |                   |
|                            |  |                   |               | per 1000 households                     | sample households |
| (1)                        | (2)  | (3)               | (4)           | (5)                                     | (6)               |
| <b>Himachal Pradesh</b>    |  |                   |               |   |                   |
| 493                        | pet animals (incl. birds, fish)                                | -                 | 2.03          | 64                                      | 103               |
| 494                        | other consumer services excluding conveyance                   | -                 | 1.37          | 74                                      | 120               |
| 499                        | consumer services excluding conveyance: s.t. (480-494)         | -                 | 26.68         | 906                                     | 1505              |
| 501                        | railway fare   | -                 | 0.61          | 18                                      | 23                |
| 502                        | bus/tram fare  | -                 | 19.81         | 762                                     | 1229              |
| 503                        | taxi, auto-rickshaw fare                                       | -                 | 1.37          | 40                                      | 65                |
| 508                        | petrol   | -                 | 2.72          | 34                                      | 67                |
| 519                        | conveyance : s.t. (500-513)                                    | -                 | 25.77         | 795                                     | 1289              |
| 520                        | house rent, garage rent (actual)                               | -                 | 3.27          | 58                                      | 97                |
| 529                        | rent: s.t. (520-522)   | -                 | 3.47          | 73                                      | 123               |
| 540                        | water charges  | -                 | 0.29          | 168                                     | 277               |
| 549                        | consumer taxes and cesses: s.t. (540-541)                      | -                 | 0.32          | 186                                     | 299               |
| 550                        | bedstead   | -                 | 0.75          | 31                                      | 53                |
| 559                        | furniture & fixtures: s.t. (550-557)                           | -                 | 1.51          | 58                                      | 100               |
| 562                        | television   | -                 | 1.34          | 28                                      | 48                |
| 569                        | goods for recreation: s.t.(560-568)                            | -                 | 2.18          | 118                                     | 197               |
| 570                        | gold ornaments   | -                 | 3.60          | 21                                      | 37                |
| 571                        | silver ornaments   | -                 | 0.69          | 15                                      | 27                |
| 579                        | jewellery and ornaments: s.t. (570-573)                        | -                 | 4.29          | 28                                      | 51                |
| 580                        | stainless steel utensils                                       | -                 | 0.68          | 109                                     | 197               |
| 589                        | crookery & utensils: s.t. (580-583)                            | -                 | 1.17          | 169                                     | 298               |
| 609                        | cooking and household appliances: s.t. (590-600)               | -                 | 1.48          | 113                                     | 188               |
| 611                        | motor cycle, scooter   | -                 | 1.08          | 30                                      | 52                |
| 619                        | personal transport equipment: s.t. (610-614)                   | -                 | 1.52          | 79                                      | 120               |
| 642                        | residential building & land (cost of repairs only)             | -                 | 6.15          | 259                                     | 421               |
| 649                        | residential building, land and other durables : s.t. (640-643) | -                 | 6.78          | 280                                     | 455               |
| 659                        | durable goods : total<br>(559+569+579+589+609+619+629+639+649) | -                 | 19.16         | 479                                     | 791               |
| 999                        | total non-food   | -                 | 301.00        | 1000                                    | 1634              |
| <b>Jammu &amp; Kashmir</b> |  |                   |               |   |                   |
| 320                        | bidi (no.)   | 32.30             | 6.09          | 285                                     | 216               |
| 321                        | cigarettes (no.)   | 7.45              | 5.74          | 173                                     | 319               |
| 324                        | hookah tobacco   | 0.22              | 1.48          | 278                                     | 609               |
| 329                        | tobacco: s.t. (320-327)  | -                 | 13.46         | 637                                     | 981               |
| 332                        | country liquor (litre)   | 0.41              | 1.60          | 60                                      | 41                |
| 334                        | foreign liquor or refined liquor (litre)                       | 0.01              | 1.43          | 12                                      | 24                |
| 339                        | intoxicants: s.t. (330-335)                                    | -                 | 3.03          | 68                                      | 64                |
| 341                        | firewood and chips   | 34.13             | 19.11         | 923                                     | 1330              |
| 342                        | electricity (std. unit)  | 9.37              | 9.94          | 951                                     | 1399              |
| 343                        | dung cake  | -                 | 2.53          | 251                                     | 589               |
| 344                        | kerosene - P.D.S. (litre)                                      | 0.54              | 2.57          | 612                                     | 874               |
| 345                        | kerosene - other sources (litre)                               | 0.38              | 2.34          | 304                                     | 337               |
| 346                        | matches (box)  | 1.96              | 1.06          | 960                                     | 1427              |

\* Unless otherwise specified

(Contd.)

NSS Report No. 461: Consumption of Some Important Commodities in India, 1999-2000

**Table 4R: Monthly per capita quantity and value of consumption for non-food items for each State and UT**

| item code                  | item  | quantity<br>(kg*) | value<br>(Rs) | Rural                                   |                   |
|----------------------------|---|-------------------|---------------|---|-------------------|
|                            |   |                   |               | no. of households reporting consumption |                   |
|                            |   |                   |               | per 1000 households                     | sample households |
| (1)                        | (2)   | (3)               | (4)           | (5)                                     | (6)               |
| <b>Jammu &amp; Kashmir</b> |   |                   |               |   |                   |
| 348                        | L.P.G.  | 0.26              | 2.84          | 142                                     | 334               |
| 350                        | charcoal  | 0.25              | 0.71          | 35                                      | 106               |
| 351                        | candle (no.)  | 0.66              | 1.18          | 440                                     | 796               |
| 359                        | fuel and light: s.t. (340-353)  | -                 | 42.56         | 1000                                    | 1472              |
| 361                        | sari (m)  | 0.01              | 0.51          | 98                                      | 200               |
| 362                        | cloth for shirt, pyjama, salwar etc.(m)                                 | 0.33              | 17.40         | 983                                     | 1447              |
| 363                        | cloth for coat, trousers, overcoat etc. (m)                             | 0.05              | 4.51          | 444                                     | 501               |
| 364                        | chaddar, dupatta, shawl etc.(no.)                                       | 0.03              | 2.23          | 624                                     | 828               |
| 366                        | gamchha, towel, handkerchief (no.)                                      | 0.02              | 0.84          | 498                                     | 647               |
| 367                        | hosiery articles, stockings, under-garments etc.(no.)                   | 0.07              | 2.58          | 667                                     | 841               |
| 368                        | ready-made garments (no.)   | 0.02              | 3.03          | 410                                     | 661               |
| 370                        | headwear (no.)  | -                 | 0.21          | 113                                     | 221               |
| 371                        | knitted garments, sweater, pullover, cardigan, muffler, scarf etc.(no.) | 0.02              | 4.59          | 515                                     | 751               |
| 372                        | knitting wool, cotton yarn (gm)   | 0.85              | 0.48          | 100                                     | 95                |
| 373                        | clothing: others  | -                 | 2.18          | 218                                     | 455               |
| 379                        | clothing: s.t. (360-373)  | -                 | 38.77         | 996                                     | 1466              |
| 380                        | bed sheet, bed cover (no.)  | 0.01              | 1.19          | 297                                     | 507               |
| 381                        | rug, blanket (no.)  | -                 | 1.00          | 171                                     | 265               |
| 382                        | pillow, quilt, mattress (no.)   | -                 | 0.69          | 89                                      | 132               |
| 387                        | bedding: others   | -                 | 1.60          | 169                                     | 286               |
| 389                        | bedding etc.: s.t. (380-387)  | -                 | 4.78          | 541                                     | 899               |
| 390                        | leather boots, shoes (pair)   | 0.02              | 4.38          | 534                                     | 843               |
| 391                        | leather sandals, chappals etc. (pair)                                   | 0.01              | 2.04          | 484                                     | 662               |
| 393                        | rubber / PVC footwear (pair)  | 0.06              | 3.65          | 940                                     | 1357              |
| 394                        | other footwear (pair)   | 0.02              | 1.38          | 315                                     | 664               |
| 399                        | footwear: s.t. (390-394)  | -                 | 11.88         | 996                                     | 1464              |
| 400                        | books, journals   | -                 | 8.72          | 587                                     | 917               |
| 403                        | stationery  | -                 | 4.30          | 580                                     | 902               |
| 404                        | tuition and other fees (school, college, etc.)                          | -                 | 3.68          | 319                                     | 612               |
| 405                        | private tutor/coaching centre   | -                 | 2.32          | 180                                     | 348               |
| 406                        | other educational expenses  | -                 | 1.30          | 245                                     | 565               |
| 409                        | education: s.t. (400-406)   | -                 | 20.50         | 593                                     | 932               |
| 410                        | medicine  | -                 | 1.75          | 95                                      | 237               |
| 419                        | medical - institutional: s.t. (410-414)                                 | -                 | 2.35          | 96                                      | 239               |
| 420                        | medicine  | -                 | 14.72         | 578                                     | 953               |
| 422                        | doctor's/surgeon's fee  | -                 | 0.81          | 85                                      | 183               |
| 429                        | medical - non-institutional: s.t. (420-424)                             | -                 | 16.18         | 583                                     | 961               |
| 437                        | other entertainment   | -                 | 0.73          | 58                                      | 87                |
| 439                        | entertainment : s.t. (430-437)  | -                 | 1.87          | 106                                     | 199               |
| 446                        | other goods for personal care and effects                               | -                 | 0.95          | 96                                      | 236               |
| 449                        | goods for personal care and effects: s.t. (440-446)                     | -                 | 2.19          | 201                                     | 515               |
| 450                        | toilet soap   | -                 | 7.63          | 996                                     | 1461              |
| 451                        | toothbrush, toothpaste etc.   | -                 | 2.24          | 505                                     | 860               |

\* Unless otherwise specified

(Contd.)

NSS Report No. 461: Consumption of Some Important Commodities in India, 1999-2000

**Table 4R: Monthly per capita quantity and value of consumption for non-food items for each State and UT**

| item code                  | item  | quantity<br>(kg*) | value<br>(Rs) | Rural                                   |                   |
|----------------------------|---|-------------------|---------------|---|-------------------|
|                            |   |                   |               | no. of households reporting consumption |                   |
|                            |   |                   |               | per 1000 households                     | sample households |
| (1)                        | (2)   | (3)               | (4)           | (5)                                     | (6)               |
| <b>Jammu &amp; Kashmir</b> |   |                   |               |   |                   |
| 452                        | powder, snow, cream                                       | -                 | 1.00          | 288                                     | 614               |
| 453                        | hair oil, lotion, shampoo, hair cream                     | -                 | 1.58          | 625                                     | 803               |
| 454                        | comb  | -                 | 0.14          | 118                                     | 176               |
| 455                        | shaving blades, shaving stick, razor                      | -                 | 0.91          | 612                                     | 703               |
| 456                        | shaving cream   | -                 | 0.61          | 284                                     | 409               |
| 458                        | other toilet articles                                     | -                 | 1.08          | 231                                     | 385               |
| 459                        | toilet articles: s.t. (450-458)                           | -                 | 15.46         | 999                                     | 1469              |
| 460                        | electric bulb, tubelight                                  | -                 | 0.66          | 210                                     | 396               |
| 465                        | bucket, water bottle/feeding bottle & other plastic goods | -                 | 1.12          | 95                                      | 218               |
| 467                        | washing soap/soda   | -                 | 8.22          | 977                                     | 1431              |
| 468                        | other washing requisites                                  | -                 | 0.74          | 147                                     | 334               |
| 470                        | agarbati  | -                 | 0.98          | 542                                     | 557               |
| 479                        | sundry articles: s.t. (460-473)                           | -                 | 13.29         | 994                                     | 1462              |
| 482                        | barber, beautician etc.                                   | -                 | 2.89          | 765                                     | 1179              |
| 484                        | tailor  | -                 | 8.28          | 285                                     | 630               |
| 485                        | priest  | -                 | 0.60          | 150                                     | 251               |
| 490                        | repair charges for non-durables                           | -                 | 1.01          | 57                                      | 146               |
| 491                        | grinding charges  | -                 | 2.21          | 449                                     | 424               |
| 492                        | miscellaneous expenses                                    | -                 | 1.99          | 148                                     | 399               |
| 493                        | pet animals (incl. birds, fish)                           | -                 | 0.79          | 26                                      | 60                |
| 499                        | consumer services excluding conveyance: s.t. (480-494)    | -                 | 19.11         | 963                                     | 1415              |
| 502                        | bus/tram fare   | -                 | 2-            | 897                                     | 1329              |
| 506                        | horse cart fare   | -                 | 0.73          | 83                                      | 197               |
| 508                        | petrol  | -                 | 2.28          | 15                                      | 45                |
| 519                        | conveyance : s.t. (500-513)                               | -                 | 23.68         | 917                                     | 1369              |
| 520                        | house rent, garage rent (actual)                          | -                 | 0.65          | 22                                      | 30                |
| 529                        | rent: s.t. (520-522)                                      | -                 | 0.66          | 22                                      | 31                |
| 559                        | furniture & fixtures: s.t. (550-557)                      | -                 | 1.09          | 63                                      | 102               |
| 562                        | television  | -                 | 1.17          | 16                                      | 39                |
| 569                        | goods for recreation: s.t.(560-568)                       | -                 | 2.65          | 156                                     | 276               |
| 570                        | gold ornaments  | -                 | 2.68          | 29                                      | 84                |
| 579                        | jewellery and ornaments: s.t. (570-573)                   | -                 | 2.88          | 54                                      | 156               |
| 580                        | stainless steel utensils                                  | -                 | 1.50          | 266                                     | 472               |
| 581                        | other metal utensils                                      | -                 | 1.02          | 232                                     | 149               |
| 583                        | other crockery & utensils                                 | -                 | 1.04          | 227                                     | 407               |
| 589                        | crockery & utensils: s.t. (580-583)                       | -                 | 3.61          | 536                                     | 707               |
| 590                        | electric fan  | -                 | 0.51          | 40                                      | 78                |
| 609                        | cooking and household appliances: s.t. (590-600)          | -                 | 1.84          | 216                                     | 417               |
| 611                        | motor cycle, scooter                                      | -                 | 1.04          | 12                                      | 35                |
| 619                        | personal transport equipment: s.t. (610-614)              | -                 | 1.36          | 35                                      | 97                |
| 630                        | clock, watch  | -                 | 0.54          | 89                                      | 140               |
| 632                        | any other personal goods                                  | -                 | 0.86          | 3                                       | 10                |
| 639                        | other personal goods: s.t. (630-632)                      | -                 | 1.40          | 91                                      | 148               |
| 642                        | residential building & land (cost of repairs only)        | -                 | 8.37          | 465                                     | 421               |

\* Unless otherwise specified

(Contd.)

NSS Report No. 461: Consumption of Some Important Commodities in India, 1999-2000

**Table 4R: Monthly per capita quantity and value of consumption for non-food items for each State and UT**

| item code                  | item   | quantity<br>(kg*) | value<br>(Rs) | Rural                                   |                   |
|----------------------------|--|-------------------|---------------|---|-------------------|
|                            |  |                   |               | no. of households reporting consumption |                   |
|                            |  |                   |               | per 1000 households                     | sample households |
| (1)                        | (2)  | (3)               | (4)           | (5)                                     | (6)               |
| <b>Jammu &amp; Kashmir</b> |  |                   |               |   |                   |
| 649                        | residential building, land and other durables : s.t. (640-643) | -                 | 8.44          | 498                                     | 508               |
| 659                        | durable goods : total<br>(559+569+579+589+609+619+629+639+649) | -                 | 23.27         | 776                                     | 1100              |
| 999                        | total non-food   | -                 | 253.00        | 1000                                    | 1472              |
| <b>Karnataka</b>           |  |                   |               |   |                   |
| 310                        | pan : leaf (no.)   | 21.22             | 1.68          | 372                                     | 1045              |
| 312                        | supari (gm)  | 20.59             | 2.72          | 368                                     | 1031              |
| 313                        | lime (gm)  | 6.95              | 0.22          | 348                                     | 967               |
| 319                        | pan: s.t. (310-315)  | -                 | 5.02          | 402                                     | 1123              |
| 320                        | bidi (no.)   | 42.63             | 5.98          | 383                                     | 992               |
| 321                        | cigarettes (no.)   | 0.67              | 0.78          | 32                                      | 114               |
| 329                        | tobacco: s.t. (320-327)  | -                 | 7.22          | 486                                     | 1316              |
| 332                        | country liquor (litre)   | 0.47              | 4.83          | 134                                     | 349               |
| 334                        | foreign liquor or refined liquor (litre)                       | -                 | 0.59          | 10                                      | 41                |
| 339                        | intoxicants: s.t. (330-335)                                    | -                 | 5.98          | 162                                     | 449               |
| 341                        | firewood and chips   | 23.62             | 19.77         | 923                                     | 2545              |
| 342                        | electricity (std. unit)  | 5.27              | 7.42          | 717                                     | 2057              |
| 343                        | dung cake  | -                 | 0.60          | 154                                     | 426               |
| 344                        | kerosene - P.D.S. (litre)                                      | 0.57              | 2.31          | 786                                     | 2166              |
| 345                        | kerosene - other sources (litre)                               | 0.28              | 2.56          | 316                                     | 871               |
| 346                        | matches (box)  | 1.93              | 1.01          | 963                                     | 2657              |
| 348                        | L.P.G.   | 0.11              | 1.53          | 47                                      | 213               |
| 351                        | candle (no.)   | 0.08              | 0.12          | 117                                     | 342               |
| 359                        | fuel and light: s.t. (340-353)                                 | -                 | 35.77         | 993                                     | 2749              |
| 360                        | dhoti (m)  | 0.08              | 2.01          | 421                                     | 1203              |
| 361                        | sari (m)   | 0.24              | 9.57          | 912                                     | 2559              |
| 362                        | cloth for shirt, pyjama, salwar etc.(m)                        | 0.14              | 6.46          | 891                                     | 2520              |
| 363                        | cloth for coat, trousers, overcoat etc. (m)                    | 0.04              | 3.98          | 514                                     | 1492              |
| 365                        | lungi (no.)  | 0.03              | 1.53          | 715                                     | 2069              |
| 366                        | gamchha, towel, handkerchief (no.)                             | 0.06              | 1.36          | 773                                     | 2178              |
| 367                        | hosiery articles, stockings, under-garments etc.(no.)          | 0.12              | 3.19          | 767                                     | 2217              |
| 368                        | ready-made garments (no.)                                      | 0.05              | 4.49          | 653                                     | 1860              |
| 373                        | clothing: others   | -                 | 1.60          | 379                                     | 1049              |
| 379                        | clothing: s.t. (360-373)                                       | -                 | 34.69         | 986                                     | 2738              |
| 380                        | bed sheet, bed cover (no.)                                     | 0.01              | 0.65          | 170                                     | 539               |
| 381                        | rug, blanket (no.)   | -                 | 0.64          | 136                                     | 442               |
| 389                        | bedding etc.: s.t. (380-387)                                   | -                 | 1.71          | 321                                     | 990               |
| 391                        | leather sandals, chappals etc. (pair)                          | 0.01              | 1.24          | 313                                     | 956               |
| 392                        | other leather footwear (pair)                                  | 0.01              | 0.75          | 235                                     | 720               |
| 393                        | rubber / PVC footwear (pair)                                   | 0.03              | 1.29          | 614                                     | 1756              |
| 394                        | other footwear (pair)  | 0.01              | 0.51          | 275                                     | 733               |
| 399                        | footwear: s.t. (390-394)                                       | -                 | 4.23          | 929                                     | 2590              |
| 400                        | books, journals  | -                 | 1.93          | 406                                     | 1187              |

\* Unless otherwise specified

(Contd.)

NSS Report No. 461: Consumption of Some Important Commodities in India, 1999-2000



**Table 4R: Monthly per capita quantity and value of consumption for non-food items for each State and UT**

| item code | item   | quantity<br>(kg*) | value<br>(Rs) | Rural                                      |                      |
|-----------|--|-------------------|---------------|--|----------------------|
|           |  |                   |               | no. of households<br>reporting consumption |                      |
|           |  |                   |               | per 1000<br>households                     | sample<br>households |
| (1)       | (2)  | (3)               | (4)           | (5)  | (6)                  |
|           | <b>Karnataka</b>                                       |                   |               |  |                      |
| 403       | stationery   | -                 | 0.86          | 394  | 1146                 |
| 404       | tuition and other fees (school, college, etc.)         | -                 | 1.78          | 211  | 658                  |
| 406       | other educational expenses                             | -                 | 0.93          | 253  | 707                  |
| 409       | education: s.t. (400-406)                              | -                 | 6.02          | 503  | 1484                 |
| 410       | medicine   | -                 | 3.32          | 174  | 509                  |
| 412       | doctor's/surgeon's fee                                 | -                 | 0.92          | 125  | 372                  |
| 413       | hospital & nursing home charges                        | -                 | 1.45          | 58   | 179                  |
| 414       | other medical expenses                                 | -                 | 0.52          | 67   | 191                  |
| 419       | medical - institutional: s.t. (410-414)                | -                 | 6.68          | 190  | 547                  |
| 420       | medicine   | -                 | 13.17         | 507  | 1468                 |
| 421       | X-ray, ECG, pathological test etc.                     | -                 | 0.54          | 11   | 33                   |
| 422       | doctor's/surgeon's fee                                 | -                 | 3.31          | 329  | 948                  |
| 424       | other medical expenses                                 | -                 | 0.60          | 38   | 104                  |
| 429       | medical - non-institutional: s.t. (420-424)            | -                 | 17.62         | 527  | 1525                 |
| 430       | cinema, theatre  | -                 | 2.06          | 215  | 581                  |
| 437       | other entertainment                                    | -                 | 0.63          | 54   | 189                  |
| 439       | entertainment : s.t. (430-437)                         | -                 | 3.30          | 265  | 763                  |
| 449       | goods for personal care and effects: s.t. (440-446)    | -                 | 0.96          | 123  | 372                  |
| 450       | toilet soap  | -                 | 4.85          | 968  | 2677                 |
| 451       | toothbrush, toothpaste etc.                            | -                 | 2.55          | 752  | 2140                 |
| 452       | powder, snow, cream                                    | -                 | 1.30          | 393  | 1150                 |
| 453       | hair oil, lotion, shampoo, hair cream                  | -                 | 3.17          | 943  | 2615                 |
| 455       | shaving blades, shaving stick, razor                   | -                 | 0.77          | 481  | 1392                 |
| 456       | shaving cream  | -                 | 0.20          | 121  | 399                  |
| 458       | other toilet articles                                  | -                 | 0.68          | 205  | 613                  |
| 459       | toilet articles: s.t. (450-458)                        | -                 | 13.75         | 995  | 2753                 |
| 460       | electric bulb, tubelight                               | -                 | 0.38          | 112  | 379                  |
| 467       | washing soap/soda                                      | -                 | 5.11          | 978  | 2704                 |
| 468       | other washing requisites                               | -                 | 1.29          | 470  | 1272                 |
| 470       | agarbati   | -                 | 1.61          | 853  | 2406                 |
| 471       | flower(fresh) : all purposes                           | -                 | 1.23          | 449  | 1281                 |
| 473       | other petty articles                                   | -                 | 0.94          | 334  | 930                  |
| 479       | sundry articles: s.t. (460-473)                        | -                 | 11.09         | 993  | 2743                 |
| 482       | barber, beautician etc.                                | -                 | 3.55          | 783  | 2152                 |
| 484       | tailor   | -                 | 2.15          | 100  | 294                  |
| 488       | telephone charges                                      | -                 | 1.18          | 53   | 267                  |
| 491       | grinding charges                                       | -                 | 4.62          | 875  | 2380                 |
| 492       | miscellaneous expenses                                 | -                 | 3.54          | 507  | 1424                 |
| 494       | other consumer services excluding conveyance           | -                 | 0.74          | 155  | 480                  |
| 499       | consumer services excluding conveyance: s.t. (480-494) | -                 | 17.18         | 988  | 2729                 |
| 502       | bus/tram fare  | -                 | 12.34         | 857  | 2401                 |
| 508       | petrol   | -                 | 2.82          | 45   | 225                  |
| 519       | conveyance : s.t. (500-513)                            | -                 | 16.24         | 887  | 2491                 |
| 520       | house rent, garage rent (actual)                       | -                 | 2.71          | 59   | 165                  |

\* Unless otherwise specified

(Contd.)

NSS Report No. 461: Consumption of Some Important Commodities in India, 1999-2000

**Table 4R: Monthly per capita quantity and value of consumption for non-food items for each State and UT**

| item code        | item   | quantity<br>(kg*) | value<br>(Rs) | no. of households<br>reporting consumption |                      |
|------------------|--|-------------------|---------------|--|----------------------|
|                  |  |                   |               | per 1000<br>households                     | sample<br>households |
|                  |  |                   |               | (5)  | (6)                  |
| (1)              | (2)  | (3)               | (4)           | (5)  | (6)                  |
| <b>Rural</b>     |  |                   |               |  |                      |
| <b>Karnataka</b> |  |                   |               |  |                      |
| 529              | rent: s.t. (520-522)   | -                 | 2.89          | 90   | 251                  |
| 540              | water charges  | -                 | 0.28          | 118  | 375                  |
| 541              | other consumer taxes & cesses                                  | -                 | 1.31          | 632  | 1852                 |
| 549              | consumer taxes and cesses: s.t. (540-541)                      | -                 | 1.59          | 653  | 1909                 |
| 562              | television   | -                 | 1.41          | 15   | 50                   |
| 569              | goods for recreation: s.t.(560-568)                            | -                 | 1.64          | 53   | 194                  |
| 570              | gold ornaments   | -                 | 3.02          | 28   | 110                  |
| 579              | jewellery and ornaments: s.t. (570-573)                        | -                 | 3.20          | 36   | 140                  |
| 580              | stainless steel utensils                                       | -                 | 0.77          | 228  | 676                  |
| 589              | crocery & utensils: s.t. (580-583)                             | -                 | 1.03          | 289  | 832                  |
| 610              | bicycle  | -                 | 0.42          | 142  | 422                  |
| 611              | motor cycle, scooter   | -                 | 1.48          | 35   | 171                  |
| 612              | motor car, jeep  | -                 | 0.69          | 3  | 31                   |
| 619              | personal transport equipment: s.t. (610-614)                   | -                 | 2.87          | 181  | 602                  |
| 642              | residential building & land (cost of repairs only)             | -                 | 3.14          | 482  | 1364                 |
| 649              | residential building, land and other durables : s.t. (640-643) | -                 | 3.23          | 497  | 1412                 |
| 659              | durable goods : total<br>(559+569+579+589+609+619+629+639+649) | -                 | 12.59         | 673  | 1948                 |
| 999              | total non-food   | -                 | 205.00        | 1000                                       | 2763                 |
| <b>Kerala</b>    |  |                   |               |  |                      |
| 310              | pan : leaf (no.)   | 3.94              | 0.63          | 118  | 314                  |
| 311              | pan : finished (no.)   | 1.16              | 1.34          | 85   | 186                  |
| 312              | supari (gm)  | 9.52              | 0.64          | 110  | 292                  |
| 319              | pan: s.t. (310-315)  | -                 | 2.84          | 203  | 503                  |
| 320              | bidi (no.)   | 26.35             | 4.29          | 298  | 676                  |
| 321              | cigarettes (no.)   | 4.95              | 4.15          | 154  | 392                  |
| 329              | tobacco: s.t. (320-327)  | -                 | 8.68          | 409  | 995                  |
| 331              | toddy (litre)  | 0.12              | 3.32          | 65   | 140                  |
| 332              | country liquor (litre)   | 0.05              | 1.49          | 25   | 47                   |
| 334              | foreign liquor or refined liquor (litre)                       | 0.01              | 2.69          | 37   | 85                   |
| 339              | intoxicants: s.t. (330-335)                                    | -                 | 7.59          | 119  | 258                  |
| 341              | firewood and chips   | 26.17             | 28.12         | 952  | 2457                 |
| 342              | electricity (std. unit)  | 7.01              | 7.42          | 661  | 1806                 |
| 344              | kerosene - P.D.S. (litre)                                      | 0.69              | 2.50          | 888  | 2301                 |
| 345              | kerosene - other sources (litre)                               | 0.14              | 1.64          | 157  | 382                  |
| 346              | matches (box)  | 1.63              | 0.83          | 950  | 2469                 |
| 348              | L.P.G.   | 0.33              | 4.42          | 164  | 551                  |
| 351              | candle (no.)   | 0.44              | 0.59          | 264  | 697                  |
| 359              | fuel and light: s.t. (340-353)                                 | -                 | 45.90         | 998  | 2598                 |
| 360              | dhoti (m)  | 0.08              | 3.54          | 675  | 1798                 |
| 361              | sari (m)   | 0.16              | 8.56          | 720  | 1951                 |
| 362              | cloth for shirt, pyjama, salwar etc.(m)                        | 0.10              | 5.67          | 831  | 2160                 |
| 363              | cloth for coat, trousers, overcoat etc. (m)                    | 0.03              | 2.97          | 449  | 1244                 |

\* Unless otherwise specified

(Contd.)

NSS Report No. 461: Consumption of Some Important Commodities in India, 1999-2000

**Table 4R: Monthly per capita quantity and value of consumption for non-food items for each State and UT**

| item code | item  | quantity<br>(kg*) | value<br>(Rs) | Rural                                      |                      |
|-----------|---|-------------------|---------------|--|----------------------|
|           |   |                   |               | no. of households<br>reporting consumption |                      |
|           |   |                   |               | per 1000<br>households                     | sample<br>households |
| (1)       | (2)   | (3)               | (4)           | (5)  | (6)                  |
|           | <b>Kerala</b>   |                   |               |  |                      |
| 365       | lungi (no.)   | 0.05              | 3.22          | 882  | 2303                 |
| 366       | gamchha, towel, handkerchief (no.)                    | 0.07              | 0.92          | 828  | 2141                 |
| 367       | hosiery articles, stockings, under-garments etc.(no.) | 0.14              | 4.11          | 886  | 2308                 |
| 368       | ready-made garments (no.)                             | 0.06              | 9.60          | 769  | 2054                 |
| 373       | clothing: others                                      | -                 | 1.35          | 259  | 722                  |
| 379       | clothing: s.t. (360-373)                              | -                 | 40.32         | 998  | 2597                 |
| 380       | bed sheet, bed cover (no.)                            | 0.01              | 1.44          | 313  | 896                  |
| 389       | bedding etc.: s.t. (380-387)                          | -                 | 2.29          | 388  | 1045                 |
| 390       | leather boots, shoes (pair)                           | -                 | 0.53          | 56   | 178                  |
| 391       | leather sandals, chappals etc. (pair)                 | 0.01              | 1.06          | 203  | 604                  |
| 392       | other leather footwear (pair)                         | 0.01              | 0.69          | 147  | 430                  |
| 393       | rubber / PVC footwear (pair)                          | 0.07              | 3.25          | 909  | 2371                 |
| 394       | other footwear (pair)                                 | 0.01              | 0.53          | 193  | 512                  |
| 399       | footwear: s.t. (390-394)                              | -                 | 6.06          | 967  | 2526                 |
| 400       | books, journals                                       | -                 | 4.44          | 545  | 1476                 |
| 401       | newspapers, periodicals                               | -                 | 4.32          | 299  | 907                  |
| 403       | stationery  | -                 | 1.87          | 542  | 1446                 |
| 404       | tuition and other fees (school, college, etc.)        | -                 | 4.86          | 222  | 619                  |
| 405       | private tutor/coaching centre                         | -                 | 3.25          | 163  | 412                  |
| 406       | other educational expenses                            | -                 | 1.40          | 289  | 802                  |
| 409       | education: s.t. (400-406)                             | -                 | 20.16         | 738  | 1999                 |
| 410       | medicine  | -                 | 10.22         | 328  | 857                  |
| 411       | X-ray, ECG, pathological test etc.                    | -                 | 2.07          | 158  | 428                  |
| 412       | doctor's/surgeon's fee                                | -                 | 1.81          | 191  | 527                  |
| 413       | hospital & nursing home charges                       | -                 | 5.23          | 211  | 577                  |
| 414       | other medical expenses                                | -                 | 2.23          | 118  | 326                  |
| 419       | medical - institutional: s.t. (410-414)               | -                 | 21.56         | 351  | 910                  |
| 420       | medicine  | -                 | 32.90         | 719  | 1874                 |
| 421       | X-ray, ECG, pathological test etc.                    | -                 | 1.97          | 39   | 101                  |
| 422       | doctor's/surgeon's fee                                | -                 | 3.47          | 230  | 643                  |
| 424       | other medical expenses                                | -                 | 0.92          | 32   | 79                   |
| 429       | medical - non-institutional: s.t. (420-424)           | -                 | 39.27         | 728  | 1892                 |
| 430       | cinema, theatre                                       | -                 | 1.33          | 150  | 372                  |
| 437       | other entertainment                                   | -                 | 0.80          | 40   | 129                  |
| 439       | entertainment : s.t. (430-437)                        | -                 | 2.92          | 219  | 600                  |
| 442       | pen   | -                 | 0.37          | 133  | 358                  |
| 444       | umbrella, raincoat                                    | -                 | 1.47          | 45   | 135                  |
| 449       | goods for personal care and effects: s.t. (440-446)   | -                 | 2.50          | 212  | 572                  |
| 450       | toilet soap   | -                 | 6.76          | 989  | 2581                 |
| 451       | toothbrush, toothpaste etc.                           | -                 | 3.70          | 788  | 2101                 |
| 452       | powder, snow, cream                                   | -                 | 1.24          | 252  | 721                  |
| 453       | hair oil, lotion, shampoo, hair cream                 | -                 | 4.47          | 951  | 2476                 |
| 455       | shaving blades, shaving stick, razor                  | -                 | 0.96          | 611  | 1619                 |
| 458       | other toilet articles                                 | -                 | 0.47          | 161  | 490                  |

\* Unless otherwise specified

(Contd.)

NSS Report No. 461: Consumption of Some Important Commodities in India, 1999-2000

**Table 4R: Monthly per capita quantity and value of consumption for non-food items for each State and UT**

| item code | item   | quantity<br>(kg*) | value<br>(Rs) | Rural                                      |                      |
|-----------|--|-------------------|---------------|--|----------------------|
|           |  |                   |               | no. of households<br>reporting consumption |                      |
|           |  |                   |               | per 1000<br>households                     | sample<br>households |
| (1)       | (2)  | (3)               | (4)           | (5)  | (6)                  |
|           | <b>Kerala</b>  |                   |               |  |                      |
| 459       | toilet articles: s.t. (450-458)                        | -                 | 18.09         | 999  | 2601                 |
| 460       | electric bulb, tubelight                               | -                 | 1.05          | 188  | 537                  |
| 461       | electric batteries                                     | -                 | 0.50          | 100  | 251                  |
| 467       | washing soap/soda                                      | -                 | 7.37          | 978  | 2550                 |
| 468       | other washing requisites                               | -                 | 1.63          | 658  | 1771                 |
| 470       | agarbati   | -                 | 1.01          | 374  | 944                  |
| 473       | other petty articles                                   | -                 | 0.54          | 150  | 437                  |
| 479       | sundry articles: s.t. (460-473)                        | -                 | 13.59         | 995  | 2593                 |
| 480       | domestic servant/cook                                  | -                 | 1.71          | 21   | 109                  |
| 482       | barber, beautician etc.                                | -                 | 4.65          | 778  | 2035                 |
| 484       | tailor   | -                 | 1.92          | 97   | 272                  |
| 485       | priest   | -                 | 3.25          | 411  | 1048                 |
| 487       | postage & telegram                                     | -                 | 0.92          | 239  | 682                  |
| 488       | telephone charges                                      | -                 | 6.93          | 202  | 661                  |
| 491       | grinding charges                                       | -                 | 1.38          | 454  | 1210                 |
| 492       | miscellaneous expenses                                 | -                 | 2.00          | 256  | 692                  |
| 493       | pet animals (incl. birds, fish)                        | -                 | 1.07          | 38   | 112                  |
| 494       | other consumer services excluding conveyance           | -                 | 2.31          | 146  | 425                  |
| 499       | consumer services excluding conveyance: s.t. (480-494) | -                 | 26.82         | 944  | 2464                 |
| 501       | railway fare   | -                 | 0.63          | 13   | 35                   |
| 502       | bus/tram fare  | -                 | 23.44         | 911  | 2348                 |
| 503       | taxi, auto-rickshaw fare                               | -                 | 5.61          | 286  | 804                  |
| 508       | petrol   | -                 | 5.53          | 68   | 247                  |
| 512       | school bus/van   | -                 | 1.59          | 35   | 92                   |
| 519       | conveyance : s.t. (500-513)                            | -                 | 37.87         | 955  | 2498                 |
| 520       | house rent, garage rent (actual)                       | -                 | 4.12          | 55   | 143                  |
| 529       | rent: s.t. (520-522)                                   | -                 | 4.31          | 108  | 301                  |
| 541       | other consumer taxes & cesses                          | -                 | 1.13          | 669  | 1834                 |
| 549       | consumer taxes and cesses: s.t. (540-541)              | -                 | 1.23          | 677  | 1851                 |
| 550       | bedstead   | -                 | 0.90          | 17   | 52                   |
| 551       | almirah, dressing table                                | -                 | 1.06          | 14   | 39                   |
| 552       | chair, stool, bench, table                             | -                 | 1.96          | 76   | 187                  |
| 559       | furniture & fixtures: s.t. (550-557)                   | -                 | 4.44          | 104  | 265                  |
| 562       | television   | -                 | 3.25          | 33   | 84                   |
| 569       | goods for recreation: s.t.(560-568)                    | -                 | 3.98          | 60   | 154                  |
| 570       | gold ornaments   | -                 | 22.83         | 104  | 278                  |
| 579       | jewellery and ornaments: s.t. (570-573)                | -                 | 23.07         | 123  | 316                  |
| 580       | stainless steel utensils                               | -                 | 0.65          | 139  | 360                  |
| 589       | crookery & utensils: s.t. (580-583)                    | -                 | 1.17          | 226  | 572                  |
| 597       | refrigerator   | -                 | 0.57          | 4  | 17                   |
| 609       | cooking and household appliances: s.t. (590-600)       | -                 | 2.32          | 66   | 172                  |
| 610       | bicycle  | -                 | 0.68          | 102  | 233                  |
| 611       | motor cycle, scooter                                   | -                 | 2.94          | 33   | 121                  |
| 612       | motor car, jeep  | -                 | 4.06          | 9  | 56                   |

\* Unless otherwise specified

(Contd.)

NSS Report No. 461: Consumption of Some Important Commodities in India, 1999-2000

**Table 4R: Monthly per capita quantity and value of consumption for non-food items for each State and UT**

| item code | item  | quantity<br>(kg*) | value<br>(Rs) | Rural                                   |                   |
|-----------|---|-------------------|---------------|---|-------------------|
|           |   |                   |               | no. of households reporting consumption |                   |
|           |   |                   |               | per 1000 households                     | sample households |
| (1)       | (2)   | (3)               | (4)           | (5)                                     | (6)               |
|           | <b>Kerala</b>   |                   |               |   |                   |
| 619       | personal transport equipment: s.t. (610-614)                            | -                 | 7.92          | 156                                     | 422               |
| 642       | residential building & land (cost of repairs only)                      | -                 | 8.50          | 208                                     | 576               |
| 649       | residential building, land and other durables : s.t. (640-643)          | -                 | 9.18          | 230                                     | 625               |
| 659       | durable goods : total   | -                 | 52.51         | 572                                     | 1483              |
| 999       | (559+569+579+589+609+619+629+639+649)<br>total non-food                 | -                 | 355.00        | 1000                                    | 2604              |
|           | <b>Madhya Pradesh</b>   |                   |               |   |                   |
| 311       | pan : finished (no.)  | 0.43              | 0.64          | 83                                      | 476               |
| 312       | supari (gm)   | 5.91              | 1.14          | 163                                     | 960               |
| 313       | lime (gm)   | 5.33              | 0.08          | 226                                     | 1163              |
| 319       | pan: s.t. (310-315)   | -                 | 2.32          | 387                                     | 2107              |
| 320       | bidi (no.)  | 42.23             | 5.41          | 426                                     | 2188              |
| 322       | leaf tobacco  | 1.94              | 0.74          | 313                                     | 1537              |
| 329       | tobacco: s.t. (320-327)   | -                 | 7.10          | 752                                     | 3828              |
| 332       | country liquor (litre)  | 0.31              | 3.15          | 198                                     | 958               |
| 339       | intoxicants: s.t. (330-335)   | -                 | 3.83          | 226                                     | 1106              |
| 341       | firewood and chips  | 18.42             | 17.00         | 960                                     | 4922              |
| 342       | electricity (std. unit)   | 4.72              | 6.48          | 550                                     | 3055              |
| 343       | dung cake   | -                 | 5.49          | 726                                     | 3800              |
| 344       | kerosene - P.D.S. (litre)   | 0.51              | 2.00          | 716                                     | 3714              |
| 345       | kerosene - other sources (litre)  | 0.18              | 1.01          | 293                                     | 1446              |
| 346       | matches (box)   | 1.77              | 0.92          | 954                                     | 4932              |
| 348       | L.P.G.  | 0.04              | 0.53          | 17                                      | 134               |
| 359       | fuel and light: s.t. (340-353)  | -                 | 33.69         | 996                                     | 5132              |
| 360       | dhoti (m)   | 0.08              | 1.52          | 472                                     | 2485              |
| 361       | sari (m)  | 0.22              | 6.11          | 911                                     | 4754              |
| 362       | cloth for shirt, pyjama, salwar etc.(m)                                 | 0.14              | 5.63          | 894                                     | 4647              |
| 363       | cloth for coat, trousers, overcoat etc. (m)                             | 0.04              | 3.25          | 585                                     | 3101              |
| 364       | chaddar, dupatta, shawl etc.(no.)                                       | 0.01              | 0.92          | 380                                     | 2063              |
| 365       | lungi (no.)   | 0.02              | 0.96          | 627                                     | 3259              |
| 366       | gamchha, towel, handkerchief (no.)                                      | 0.04              | 1.04          | 860                                     | 4454              |
| 367       | hosiery articles, stockings, under-garments etc.(no.)                   | 0.13              | 3.15          | 865                                     | 4506              |
| 368       | ready-made garments (no.)   | 0.06              | 3.69          | 723                                     | 3784              |
| 371       | knitted garments, sweater, pullover, cardigan, muffler, scarf etc.(no.) | 0.01              | 0.95          | 229                                     | 1280              |
| 373       | clothing: others  | -                 | 0.73          | 210                                     | 1068              |
| 379       | clothing: s.t. (360-373)  | -                 | 28.19         | 998                                     | 5135              |
| 380       | bed sheet, bed cover (no.)  | 0.01              | 0.93          | 363                                     | 1987              |
| 381       | rug, blanket (no.)  | -                 | 0.60          | 182                                     | 1017              |
| 382       | pillow, quilt, mattress (no.)   | -                 | 0.61          | 107                                     | 603               |
| 389       | bedding etc.: s.t. (380-387)  | -                 | 2.42          | 527                                     | 2804              |
| 390       | leather boots, shoes (pair)   | 0.01              | 0.89          | 192                                     | 1141              |
| 391       | leather sandals, chappals etc. (pair)                                   | 0.01              | 0.46          | 204                                     | 1167              |

\* Unless otherwise specified

(Contd.)

NSS Report No. 461: Consumption of Some Important Commodities in India, 1999-2000

**Table 4R: Monthly per capita quantity and value of consumption for non-food items for each State and UT**

| item code             | item   | quantity<br>(kg*) | value<br>(Rs) | Rural                                      |                      |
|-----------------------|--|-------------------|---------------|--|----------------------|
|                       |  |                   |               | no. of households<br>reporting consumption |                      |
|                       |  |                   |               | per 1000<br>households                     | sample<br>households |
| (1)                   | (2)  | (3)               | (4)           | (5)  | (6)                  |
| <b>Madhya Pradesh</b> |  |                   |               |  |                      |
| 392                   | other leather footwear (pair)                          | -                 | 0.30          | 112  | 609                  |
| 393                   | rubber / PVC footwear (pair)                           | 0.06              | 2.40          | 853  | 4487                 |
| 394                   | other footwear (pair)                                  | 0.01              | 0.47          | 302  | 1551                 |
| 399                   | footwear: s.t. (390-394)                               | -                 | 4.52          | 958  | 4953                 |
| 400                   | books, journals  | -                 | 1.79          | 466  | 2492                 |
| 403                   | stationery   | -                 | 0.93          | 440  | 2334                 |
| 404                   | tuition and other fees (school, college, etc.)         | -                 | 1.33          | 246  | 1327                 |
| 406                   | other educational expenses                             | -                 | 0.45          | 236  | 1268                 |
| 409                   | education: s.t. (400-406)                              | -                 | 4.74          | 519  | 2759                 |
| 410                   | medicine   | -                 | 3.62          | 187  | 996                  |
| 412                   | doctor's/surgeon's fee                                 | -                 | 0.55          | 103  | 555                  |
| 413                   | hospital & nursing home charges                        | -                 | 0.56          | 26   | 173                  |
| 419                   | medical - institutional: s.t. (410-414)                | -                 | 5.33          | 189  | 1008                 |
| 420                   | medicine   | -                 | 15.92         | 519  | 2787                 |
| 422                   | doctor's/surgeon's fee                                 | -                 | 1.87          | 184  | 1041                 |
| 424                   | other medical expenses                                 | -                 | 0.60          | 36   | 208                  |
| 429                   | medical - non-institutional: s.t. (420-424)            | -                 | 18.79         | 525  | 2816                 |
| 439                   | entertainment : s.t. (430-437)                         | -                 | 0.87          | 94   | 502                  |
| 444                   | umbrella, raincoat                                     | -                 | 0.52          | 29   | 179                  |
| 449                   | goods for personal care and effects: s.t. (440-446)    | -                 | 1.39          | 179  | 977                  |
| 450                   | toilet soap  | -                 | 3.96          | 936  | 4836                 |
| 451                   | toothbrush, toothpaste etc.                            | -                 | 1.34          | 435  | 2413                 |
| 452                   | powder, snow, cream                                    | -                 | 1.05          | 336  | 1886                 |
| 453                   | hair oil, lotion, shampoo, hair cream                  | -                 | 2.25          | 827  | 4346                 |
| 455                   | shaving blades, shaving stick, razor                   | -                 | 0.51          | 451  | 2367                 |
| 458                   | other toilet articles                                  | -                 | 0.79          | 285  | 1497                 |
| 459                   | toilet articles: s.t. (450-458)                        | -                 | 10.13         | 987  | 5086                 |
| 460                   | electric bulb, tubelight                               | -                 | 0.72          | 231  | 1374                 |
| 463                   | earthenware  | -                 | 0.42          | 142  | 729                  |
| 467                   | washing soap/soda                                      | -                 | 4.62          | 933  | 4824                 |
| 468                   | other washing requisites                               | -                 | 0.65          | 283  | 1547                 |
| 470                   | agarbati   | -                 | 1.10          | 725  | 3826                 |
| 473                   | other petty articles                                   | -                 | 0.99          | 354  | 1830                 |
| 479                   | sundry articles: s.t. (460-473)                        | -                 | 9.24          | 989  | 5099                 |
| 482                   | barber, beautician etc.                                | -                 | 2.03          | 657  | 3478                 |
| 484                   | tailor   | -                 | 3.07          | 162  | 846                  |
| 486                   | legal expenses   | -                 | 0.68          | 14   | 69                   |
| 491                   | grinding charges                                       | -                 | 3.07          | 712  | 3713                 |
| 492                   | miscellaneous expenses                                 | -                 | 2.12          | 336  | 1692                 |
| 494                   | other consumer services excluding conveyance           | -                 | 0.37          | 110  | 611                  |
| 499                   | consumer services excluding conveyance: s.t. (480-494) | -                 | 12.60         | 897  | 4633                 |
| 502                   | bus/tram fare  | -                 | 7.62          | 482  | 2541                 |
| 508                   | petrol   | -                 | 1.96          | 31   | 311                  |
| 510                   | diesel   | -                 | 0.72          | 4  | 50                   |

\* Unless otherwise specified

(Contd.)

NSS Report No. 461: Consumption of Some Important Commodities in India, 1999-2000

**Table 4R: Monthly per capita quantity and value of consumption for non-food items for each State and UT**

| item code             | item   | quantity<br>(kg*) | value<br>(Rs) | Rural                                   |                   |
|-----------------------|--|-------------------|---------------|---|-------------------|
|                       |  |                   |               | no. of households reporting consumption |                   |
|                       |  |                   |               | per 1000 households                     | sample households |
| (1)                   | (2)  | (3)               | (4)           | (5)                                     | (6)               |
| <b>Madhya Pradesh</b> |  |                   |               |   |                   |
| 519                   | conveyance : s.t. (500-513)                                    | -                 | 11.55         | 526                                     | 2828              |
| 529                   | rent: s.t. (520-522)   | -                 | 0.56          | 20                                      | 105               |
| 569                   | goods for recreation: s.t.(560-568)                            | -                 | 0.53          | 69                                      | 396               |
| 570                   | gold ornaments   | -                 | 1.12          | 23                                      | 163               |
| 571                   | silver ornaments   | -                 | 0.83          | 67                                      | 398               |
| 579                   | jewellery and ornaments: s.t. (570-573)                        | -                 | 2.02          | 108                                     | 619               |
| 580                   | stainless steel utensils                                       | -                 | 0.64          | 253                                     | 1347              |
| 589                   | crockery & utensils: s.t. (580-583)                            | -                 | 0.98          | 332                                     | 1754              |
| 610                   | bicycle  | -                 | 1.12          | 428                                     | 2278              |
| 611                   | motor cycle, scooter   | -                 | 0.77          | 30                                      | 296               |
| 613                   | tyres & tubes  | -                 | 0.30          | 144                                     | 814               |
| 619                   | personal transport equipment: s.t. (610-614)                   | -                 | 2.54          | 451                                     | 2459              |
| 642                   | residential building & land (cost of repairs only)             | -                 | 3.85          | 600                                     | 3072              |
| 649                   | residential building, land and other durables : s.t. (640-643) | -                 | 4.01          | 621                                     | 3178              |
| 659                   | durable goods : total<br>(559+569+579+589+609+619+629+639+649) | -                 | 10.86         | 841                                     | 4355              |
| 999                   | total non-food   | -                 | 168.00        | 1000                                    | 5144              |
| <b>Maharashtra</b>    |  |                   |               |   |                   |
| 310                   | pan : leaf (no.)   | 5.67              | 0.52          | 118                                     | 520               |
| 312                   | supari (gm)  | 16.60             | 1.37          | 275                                     | 1246              |
| 313                   | lime (gm)  | 8.14              | 0.19          | 362                                     | 1517              |
| 319                   | pan: s.t. (310-315)  | -                 | 2.86          | 518                                     | 2235              |
| 320                   | bidi (no.)   | 16.43             | 2.31          | 174                                     | 705               |
| 321                   | cigarettes (no.)   | 0.50              | 0.58          | 18                                      | 77                |
| 322                   | leaf tobacco   | 1.17              | 1.46          | 300                                     | 1220              |
| 326                   | zarda, kimam, surti (gm)                                       | 6.68              | 0.69          | 107                                     | 436               |
| 329                   | tobacco: s.t. (320-327)  | -                 | 5.60          | 611                                     | 2487              |
| 332                   | country liquor (litre)   | 0.40              | 2.21          | 108                                     | 437               |
| 339                   | intoxicants: s.t. (330-335)                                    | -                 | 2.89          | 136                                     | 578               |
| 341                   | firewood and chips   | 13.86             | 14.74         | 769                                     | 3242              |
| 342                   | electricity (std. unit)  | 6.75              | 8.18          | 718                                     | 3079              |
| 343                   | dung cake  | -                 | 1.93          | 318                                     | 1390              |
| 344                   | kerosene - P.D.S. (litre)                                      | 0.59              | 2.34          | 575                                     | 2346              |
| 345                   | kerosene - other sources (litre)                               | 0.48              | 3.46          | 465                                     | 1924              |
| 346                   | matches (box)  | 1.59              | 0.87          | 947                                     | 3938              |
| 348                   | L.P.G.   | 0.22              | 2.78          | 94                                      | 468               |
| 353                   | other fuel   | -                 | 1.86          | 134                                     | 565               |
| 359                   | fuel and light: s.t. (340-353)                                 | -                 | 36.45         | 985                                     | 4089              |
| 360                   | dhoti (m)  | 0.06              | 1.35          | 301                                     | 1345              |
| 361                   | sari (m)   | 0.27              | 8.61          | 923                                     | 3861              |
| 362                   | cloth for shirt, pyjama, salwar etc.(m)                        | 0.19              | 8.49          | 926                                     | 3851              |
| 363                   | cloth for coat, trousers, overcoat etc. (m)                    | 0.05              | 4.97          | 651                                     | 2772              |
| 364                   | chaddar, dupatta, shawl etc.(no.)                              | 0.01              | 0.63          | 239                                     | 1046              |

\* Unless otherwise specified

(Contd.)

**Table 4R: Monthly per capita quantity and value of consumption for non-food items for each State and UT**

| item code | item  | quantity<br>(kg*) | value<br>(Rs) | Rural                                      |                      |
|-----------|---|-------------------|---------------|--|----------------------|
|           |   |                   |               | no. of households<br>reporting consumption |                      |
|           |   |                   |               | per 1000<br>households                     | sample<br>households |
| (1)       | (2)   | (3)               | (4)           | (5)  | (6)                  |
|           | <b>Maharashtra</b>                                    |                   |               |  |                      |
| 365       | lungi (no.)   | 0.01              | 0.46          | 344  | 1507                 |
| 366       | gamchha, towel, handkerchief (no.)                    | 0.05              | 1.30          | 835  | 3520                 |
| 367       | hosiery articles, stockings, under-garments etc.(no.) | 0.13              | 3.82          | 862  | 3636                 |
| 368       | ready-made garments (no.)                             | 0.06              | 5.23          | 681  | 2844                 |
| 370       | headwear (no.)  | 0.01              | 0.14          | 151  | 614                  |
| 373       | clothing: others                                      | -                 | 0.49          | 151  | 633                  |
| 379       | clothing: s.t. (360-373)                              | -                 | 35.86         | 995  | 4107                 |
| 380       | bed sheet, bed cover (no.)                            | 0.01              | 0.64          | 245  | 1082                 |
| 381       | rug, blanket (no.)                                    | -                 | 0.68          | 133  | 599                  |
| 389       | bedding etc.: s.t. (380-387)                          | -                 | 1.56          | 352  | 1529                 |
| 390       | leather boots, shoes (pair)                           | -                 | 0.89          | 155  | 683                  |
| 391       | leather sandals, chappals etc. (pair)                 | 0.01              | 1.29          | 364  | 1573                 |
| 392       | other leather footwear (pair)                         | 0.01              | 0.49          | 185  | 757                  |
| 393       | rubber / PVC footwear (pair)                          | 0.05              | 2.19          | 825  | 3393                 |
| 394       | other footwear (pair)                                 | 0.01              | 0.52          | 239  | 1046                 |
| 399       | footwear: s.t. (390-394)                              | -                 | 5.38          | 980  | 4045                 |
| 400       | books, journals                                       | -                 | 3.10          | 541  | 2239                 |
| 403       | stationery  | -                 | 1.90          | 525  | 2187                 |
| 404       | tuition and other fees (school, college, etc.)        | -                 | 2.01          | 195  | 776                  |
| 406       | other educational expenses                            | -                 | 0.71          | 191  | 848                  |
| 409       | education: s.t. (400-406)                             | -                 | 8.45          | 593  | 2483                 |
| 410       | medicine  | -                 | 5.87          | 243  | 989                  |
| 411       | X-ray, ECG, pathological test etc.                    | -                 | 0.64          | 68   | 312                  |
| 412       | doctor's/surgeon's fee                                | -                 | 1.68          | 212  | 862                  |
| 413       | hospital & nursing home charges                       | -                 | 2.12          | 101  | 437                  |
| 414       | other medical expenses                                | -                 | 0.73          | 63   | 272                  |
| 419       | medical - institutional: s.t. (410-414)               | -                 | 11.04         | 249  | 1010                 |
| 420       | medicine  | -                 | 19.71         | 588  | 2501                 |
| 421       | X-ray, ECG, pathological test etc.                    | -                 | 0.58          | 19   | 97                   |
| 422       | doctor's/surgeon's fee                                | -                 | 5.11          | 482  | 1976                 |
| 424       | other medical expenses                                | -                 | 1.06          | 32   | 153                  |
| 429       | medical - non-institutional: s.t. (420-424)           | -                 | 26.54         | 605  | 2580                 |
| 430       | cinema, theatre                                       | -                 | 0.58          | 60   | 247                  |
| 439       | entertainment : s.t. (430-437)                        | -                 | 1.75          | 120  | 520                  |
| 449       | goods for personal care and effects: s.t. (440-446)   | -                 | 1.24          | 136  | 563                  |
| 450       | toilet soap   | -                 | 5.26          | 938  | 3907                 |
| 451       | toothbrush, toothpaste etc.                           | -                 | 2.66          | 717  | 2979                 |
| 452       | powder, snow, cream                                   | -                 | 1.33          | 348  | 1491                 |
| 453       | hair oil, lotion, shampoo, hair cream                 | -                 | 3.53          | 948  | 3935                 |
| 455       | shaving blades, shaving stick, razor                  | -                 | 0.72          | 481  | 2041                 |
| 456       | shaving cream   | -                 | 0.26          | 129  | 560                  |
| 459       | toilet articles: s.t. (450-458)                       | -                 | 14.10         | 987  | 4096                 |
| 460       | electric bulb, tubelight                              | -                 | 0.89          | 227  | 1031                 |
| 467       | washing soap/soda                                     | -                 | 6.33          | 954  | 3960                 |

\* Unless otherwise specified

(Contd.)

NSS Report No. 461: Consumption of Some Important Commodities in India, 1999-2000



**Table 4R: Monthly per capita quantity and value of consumption for non-food items for each State and UT**

| item code          | item   | quantity<br>(kg*) | value<br>(Rs) | Rural                                      |                      |
|--------------------|--|-------------------|---------------|--|----------------------|
|                    |  |                   |               | no. of households<br>reporting consumption |                      |
|                    |  |                   |               | per 1000<br>households                     | sample<br>households |
| (1)                | (2)  | (3)               | (4)           | (5)  | (6)                  |
| <b>Maharashtra</b> |  |                   |               |  |                      |
| 468                | other washing requisites                                       | -                 | 1.12          | 399  | 1660                 |
| 470                | agarbati   | -                 | 1.81          | 815  | 3437                 |
| 473                | other petty articles   | -                 | 0.93          | 142  | 617                  |
| 479                | sundry articles: s.t. (460-473)                                | -                 | 12.03         | 983  | 4083                 |
| 482                | barber, beautician etc.  | -                 | 3.47          | 769  | 3237                 |
| 484                | tailor   | -                 | 2.39          | 121  | 541                  |
| 487                | postage & telegram   | -                 | 0.24          | 135  | 585                  |
| 488                | telephone charges  | -                 | 1.35          | 84   | 388                  |
| 491                | grinding charges   | -                 | 5.96          | 933  | 3888                 |
| 492                | miscellaneous expenses   | -                 | 1.38          | 211  | 965                  |
| 493                | pet animals (incl. birds, fish)                                | -                 | 0.69          | 26   | 109                  |
| 499                | consumer services excluding conveyance: s.t. (480-494)         | -                 | 16.89         | 980  | 4063                 |
| 502                | bus/tram fare  | -                 | 14.62         | 738  | 3074                 |
| 503                | taxi, auto-rickshaw fare                                       | -                 | 1.25          | 125  | 571                  |
| 508                | petrol   | -                 | 3.23          | 47   | 327                  |
| 519                | conveyance : s.t. (500-513)                                    | -                 | 20.45         | 798  | 3356                 |
| 520                | house rent, garage rent (actual)                               | -                 | 3.85          | 64   | 200                  |
| 529                | rent: s.t. (520-522)   | -                 | 4.16          | 102  | 373                  |
| 540                | water charges  | -                 | 1.68          | 409  | 1736                 |
| 541                | other consumer taxes & cesses                                  | -                 | 2.69          | 709  | 3077                 |
| 549                | consumer taxes and cesses: s.t. (540-541)                      | -                 | 4.37          | 757  | 3230                 |
| 562                | television   | -                 | 0.91          | 36   | 184                  |
| 569                | goods for recreation: s.t.(560-568)                            | -                 | 1.23          | 90   | 422                  |
| 570                | gold ornaments   | -                 | 1.66          | 24   | 124                  |
| 579                | jewellery and ornaments: s.t. (570-573)                        | -                 | 1.83          | 37   | 188                  |
| 580                | stainless steel utensils                                       | -                 | 0.87          | 226  | 968                  |
| 589                | crockerly & utensils: s.t. (580-583)                           | -                 | 1.11          | 276  | 1189                 |
| 595                | stove  | -                 | 0.21          | 203  | 799                  |
| 609                | cooking and household appliances: s.t. (590-600)               | -                 | 1.00          | 241  | 991                  |
| 610                | bicycle  | -                 | 0.70          | 225  | 981                  |
| 611                | motor cycle, scooter   | -                 | 2.27          | 45   | 314                  |
| 619                | personal transport equipment: s.t. (610-614)                   | -                 | 3.71          | 268  | 1257                 |
| 642                | residential building & land (cost of repairs only)             | -                 | 3.70          | 301  | 1338                 |
| 649                | residential building, land and other durables : s.t. (640-643) | -                 | 3.94          | 322  | 1420                 |
| 659                | durable goods : total<br>(559+569+579+589+609+619+629+639+649) | -                 | 13.37         | 702  | 2991                 |
| 999                | total non-food   | -                 | 225.00        | 1000                                       | 4121                 |
| <b>Manipur</b>     |  |                   |               |  |                      |
| 310                | pan : leaf (no.)   | 1.17              | 0.61          | 92   | 62                   |
| 311                | pan : finished (no.)   | 2.39              | 6.43          | 427  | 327                  |
| 319                | pan: s.t. (310-315)  | -                 | 7.48          | 486  | 370                  |
| 320                | bidi (no.)   | 27.85             | 4.21          | 542  | 395                  |
| 321                | cigarettes (no.)   | 2.39              | 1.85          | 203  | 167                  |

\* Unless otherwise specified

(Contd.)

**Table 4R: Monthly per capita quantity and value of consumption for non-food items for each State and UT**

| item code | item  | quantity<br>(kg*) | value<br>(Rs) | Rural                                   |                   |
|-----------|---|-------------------|---------------|---|-------------------|
|           |   |                   |               | no. of households reporting consumption |                   |
|           |   |                   |               | per 1000 households                     | sample households |
| (1)       | (2)   | (3)               | (4)           | (5)                                     | (6)               |
|           | <b>Manipur</b>  |                   |               |   |                   |
| 327       | other tobacco products (gm)   | 4.51              | 0.78          | 207                                     | 165               |
| 329       | tobacco: s.t. (320-327)   | -                 | 6.93          | 742                                     | 572               |
| 332       | country liquor (litre)  | 0.26              | 1.69          | 115                                     | 79                |
| 339       | intoxicants: s.t. (330-335)   | -                 | 1.77          | 124                                     | 84                |
| 341       | firewood and chips  | 28.32             | 28.77         | 913                                     | 666               |
| 342       | electricity (std. unit)   | 7.01              | 9.83          | 679                                     | 493               |
| 344       | kerosene - P.D.S. (litre)   | 0.39              | 2.15          | 612                                     | 448               |
| 345       | kerosene - other sources (litre)  | 0.30              | 3.22          | 520                                     | 378               |
| 346       | matches (box)   | 1.33              | 1.29          | 950                                     | 705               |
| 348       | L.P.G.  | 0.36              | 4.03          | 131                                     | 113               |
| 351       | candle (no.)  | 0.62              | 0.68          | 341                                     | 270               |
| 359       | fuel and light: s.t. (340-353)  | -                 | 51.40         | 1000                                    | 738               |
| 362       | cloth for shirt, pyjama, salwar etc.(m)                                   | 0.02              | 1.70          | 377                                     | 304               |
| 363       | cloth for coat, trousers, overcoat etc. (m)                               | 0.01              | 1.96          | 294                                     | 241               |
| 364       | chaddar, dupatta, shawl etc.(no.)   | 0.01              | 1.03          | 224                                     | 173               |
| 365       | lungi (no.)   | -                 | 0.44          | 188                                     | 132               |
| 366       | gamchha, towel, handkerchief (no.)  | 0.02              | 0.72          | 382                                     | 300               |
| 367       | hosiery articles, stockings, under-garments etc.(no.)                     | 0.02              | 1.01          | 502                                     | 358               |
| 368       | ready-made garments (no.)   | 0.04              | 5.98          | 718                                     | 512               |
| 371       | knitted garments, swea- ter, pullover, cardigan, muffler, scarf etc.(no.) | 0.01              | 1.90          | 185                                     | 138               |
| 373       | clothing: others  | -                 | 2.28          | 533                                     | 411               |
| 379       | clothing: s.t. (360-373)  | -                 | 17.80         | 981                                     | 727               |
| 380       | bed sheet, bed cover (no.)  | 0.01              | 1.19          | 417                                     | 337               |
| 381       | rug, blanket (no.)  | 0.01              | 2.21          | 288                                     | 219               |
| 384       | mosquito net (no.)  | 0.01              | 0.91          | 163                                     | 126               |
| 387       | bedding: others   | -                 | 0.90          | 207                                     | 170               |
| 389       | bedding etc.: s.t. (380-387)  | -                 | 5.70          | 657                                     | 511               |
| 390       | leather boots, shoes (pair)   | 0.01              | 3.01          | 384                                     | 310               |
| 391       | leather sandals, chappals etc. (pair)                                     | 0.01              | 1.02          | 327                                     | 237               |
| 393       | rubber / PVC footwear (pair)  | 0.02              | 1.36          | 558                                     | 397               |
| 394       | other footwear (pair)   | 0.02              | 1.84          | 481                                     | 351               |
| 399       | footwear: s.t. (390-394)  | -                 | 7.70          | 957                                     | 705               |
| 400       | books, journals   | -                 | 6.98          | 571                                     | 429               |
| 401       | newspapers, periodicals   | -                 | 0.62          | 152                                     | 116               |
| 403       | stationery  | -                 | 2.02          | 517                                     | 401               |
| 404       | tuition and other fees (school, college, etc.)                            | -                 | 5.38          | 281                                     | 224               |
| 405       | private tutor/coaching centre   | -                 | 1.28          | 96                                      | 71                |
| 406       | other educational expenses  | -                 | 3.90          | 477                                     | 374               |
| 409       | education: s.t. (400-406)   | -                 | 20.21         | 664                                     | 516               |
| 410       | medicine  | -                 | 1.51          | 254                                     | 212               |
| 413       | hospital & nursing home charges   | -                 | 0.15          | 110                                     | 74                |
| 414       | other medical expenses  | -                 | 0.67          | 180                                     | 148               |
| 419       | medical - institutional: s.t. (410-414)                                   | -                 | 2.62          | 343                                     | 272               |

\* Unless otherwise specified

(Contd.)

NSS Report No. 461: Consumption of Some Important Commodities in India, 1999-2000

**Table 4R: Monthly per capita quantity and value of consumption for non-food items for each State and UT**

| item code | item  | quantity<br>(kg*) | value<br>(Rs) | Rural                                   |                   |
|-----------|---|-------------------|---------------|---|-------------------|
|           |   |                   |               | no. of households reporting consumption |                   |
|           |   |                   |               | per 1000 households                     | sample households |
| (1)       | (2)   | (3)               | (4)           | (5)                                     | (6)               |
|           | <b>Manipur</b>  |                   |               |   |                   |
| 420       | medicine  | -                 | 5.50          | 229                                     | 191               |
| 421       | X-ray, ECG, pathological test etc.                        | -                 | 0.57          | 8                                       | 6                 |
| 422       | doctor's/surgeon's fee                                    | -                 | 0.53          | 50                                      | 42                |
| 424       | other medical expenses                                    | -                 | 1.11          | 68                                      | 63                |
| 429       | medical - non-institutional: s.t. (420-424)               | -                 | 7.71          | 252                                     | 211               |
| 430       | cinema, theatre   | -                 | 2.37          | 269                                     | 194               |
| 437       | other entertainment                                       | -                 | 1.22          | 79                                      | 67                |
| 439       | entertainment : s.t. (430-437)                            | -                 | 5.21          | 340                                     | 264               |
| 440       | spectacles  | -                 | 0.63          | 10                                      | 8                 |
| 442       | pen   | -                 | 0.60          | 185                                     | 163               |
| 444       | umbrella, raincoat  | -                 | 0.69          | 38                                      | 28                |
| 446       | other goods for personal care and effects                 | -                 | 1.05          | 64                                      | 52                |
| 449       | goods for personal care and effects: s.t. (440-446)       | -                 | 3.71          | 309                                     | 252               |
| 450       | toilet soap   | -                 | 4.86          | 981                                     | 715               |
| 451       | toothbrush, toothpaste etc.                               | -                 | 3.93          | 907                                     | 659               |
| 452       | powder, snow, cream                                       | -                 | 1.75          | 440                                     | 327               |
| 453       | hair oil, lotion, shampoo, hair cream                     | -                 | 2.22          | 769                                     | 555               |
| 455       | shaving blades, shaving stick, razor                      | -                 | 0.72          | 565                                     | 425               |
| 458       | other toilet articles                                     | -                 | 0.87          | 240                                     | 186               |
| 459       | toilet articles: s.t. (450-458)                           | -                 | 14.61         | 988                                     | 727               |
| 460       | electric bulb, tubelight                                  | -                 | 0.72          | 227                                     | 201               |
| 465       | bucket, water bottle/feeding bottle & other plastic goods | -                 | 0.57          | 57                                      | 53                |
| 467       | washing soap/soda   | -                 | 3.93          | 829                                     | 615               |
| 468       | other washing requisites                                  | -                 | 1.06          | 412                                     | 292               |
| 470       | agarbati  | -                 | 0.74          | 357                                     | 260               |
| 479       | sundry articles: s.t. (460-473)                           | -                 | 7.56          | 947                                     | 688               |
| 482       | barber, beautician etc.                                   | -                 | 0.82          | 380                                     | 294               |
| 484       | tailor  | -                 | 2.30          | 92                                      | 91                |
| 492       | miscellaneous expenses                                    | -                 | 1.03          | 66                                      | 56                |
| 493       | pet animals (incl. birds, fish)                           | -                 | 0.65          | 25                                      | 20                |
| 499       | consumer services excluding conveyance: s.t. (480-494)    | -                 | 6.12          | 485                                     | 388               |
| 502       | bus/tram fare   | -                 | 9.70          | 702                                     | 520               |
| 503       | taxi, auto-rickshaw fare                                  | -                 | 0.89          | 102                                     | 81                |
| 508       | petrol  | -                 | 3.84          | 49                                      | 47                |
| 512       | school bus/van  | -                 | 0.88          | 19                                      | 16                |
| 513       | other hired conveyance                                    | -                 | 0.54          | 21                                      | 13                |
| 519       | conveyance : s.t. (500-513)                               | -                 | 16.78         | 756                                     | 559               |
| 529       | rent: s.t. (520-522)                                      | -                 | 0.88          | 23                                      | 15                |
| 551       | almirah, dressing table                                   | -                 | 0.85          | 45                                      | 41                |
| 559       | furniture & fixtures: s.t. (550-557)                      | -                 | 2.15          | 127                                     | 115               |
| 569       | goods for recreation: s.t.(560-568)                       | -                 | 1.17          | 106                                     | 89                |
| 570       | gold ornaments  | -                 | 2.15          | 61                                      | 39                |
| 573       | other ornaments   | -                 | 0.52          | 184                                     | 139               |
| 579       | jewellery and ornaments: s.t. (570-573)                   | -                 | 3.04          | 263                                     | 190               |

\* Unless otherwise specified

(Contd.)

NSS Report No. 461: Consumption of Some Important Commodities in India, 1999-2000

**Table 4R: Monthly per capita quantity and value of consumption for non-food items for each State and UT**

| <b>Rural</b>     |  |                   |               |  |                      |
|------------------|--|-------------------|---------------|--|----------------------|
| item code        | item   | quantity<br>(kg*) | value<br>(Rs) | no. of households<br>reporting consumption |                      |
|                  |  |                   |               | per 1000<br>households                     | sample<br>households |
| (1)              | (2)  | (3)               | (4)           | (5)  | (6)                  |
| <b>Manipur</b>   |  |                   |               |  |                      |
| 580              | stainless steel utensils                                       | -                 | 1.02          | 186  | 133                  |
| 583              | other crockery & utensils                                      | -                 | 0.57          | 138  | 90                   |
| 589              | crockery & utensils: s.t. (580-583)                            | -                 | 2.04          | 340  | 237                  |
| 593              | sewing machine   | -                 | 0.77          | 15   | 13                   |
| 609              | cooking and household appliances: s.t. (590-600)               | -                 | 1.66          | 145  | 115                  |
| 610              | bicycle  | -                 | 0.68          | 197  | 119                  |
| 611              | motor cycle, scooter   | -                 | 0.89          | 32   | 28                   |
| 613              | tyres & tubes  | -                 | 0.43          | 139  | 90                   |
| 619              | personal transport equipment: s.t. (610-614)                   | -                 | 2.02          | 263  | 177                  |
| 639              | other personal goods: s.t. (630-632)                           | -                 | 0.58          | 126  | 88                   |
| 642              | residential building & land (cost of repairs only)             | -                 | 1.12          | 35   | 22                   |
| 649              | residential building, land and other durables : s.t. (640-643) | -                 | 1.41          | 125  | 92                   |
| 659              | durable goods : total<br>(559+569+579+589+609+619+629+639+649) | -                 | 14.10         | 620  | 444                  |
| 999              | total non-food   | -                 | 198.00        | 1000                                       | 738                  |
| <b>Meghalaya</b> |  |                   |               |  |                      |
| 310              | pan : leaf (no.)   | 40.99             | 9.33          | 697  | 640                  |
| 311              | pan : finished (no.)   | 7.93              | 3.33          | 364  | 357                  |
| 312              | supari (gm)  | 296.33            | 18.36         | 687  | 629                  |
| 313              | lime (gm)  | 22.37             | 0.50          | 713  | 655                  |
| 319              | pan: s.t. (310-315)  | -                 | 31.56         | 972  | 911                  |
| 320              | bidi (no.)   | 49.29             | 7.48          | 610  | 561                  |
| 321              | cigarettes (no.)   | 2.37              | 2.74          | 220  | 218                  |
| 322              | leaf tobacco   | 0.08              | 1.20          | 212  | 216                  |
| 324              | hookah tobacco   | 0.06              | 0.75          | 99   | 91                   |
| 329              | tobacco: s.t. (320-327)  | -                 | 12.61         | 855  | 813                  |
| 332              | country liquor (litre)   | 0.27              | 4.41          | 232  | 219                  |
| 339              | intoxicants: s.t. (330-335)                                    | -                 | 5.22          | 269  | 272                  |
| 341              | firewood and chips   | 41.18             | 20.20         | 966  | 898                  |
| 342              | electricity (std. unit)  | 4.64              | 4.62          | 471  | 415                  |
| 344              | kerosene - P.D.S. (litre)                                      | 0.28              | 1.35          | 321  | 306                  |
| 345              | kerosene - other sources (litre)                               | 0.26              | 2.64          | 400  | 389                  |
| 346              | matches (box)  | 1.69              | 1.68          | 963  | 903                  |
| 350              | charcoal   | 0.11              | 0.68          | 37   | 35                   |
| 351              | candle (no.)   | 0.10              | 0.22          | 131  | 124                  |
| 359              | fuel and light: s.t. (340-353)                                 | -                 | 31.95         | 1000                                       | 932                  |
| 361              | sari (m)   | 0.11              | 4.15          | 779  | 749                  |
| 362              | cloth for shirt, py jama, salwar etc.(m)                       | 0.03              | 1.87          | 317  | 285                  |
| 363              | cloth for coat, trousers, overcoat etc. (m)                    | 0.02              | 2.17          | 404  | 370                  |
| 364              | chaddar, dupatta, shawl etc.(no.)                              | 0.01              | 1.18          | 302  | 262                  |
| 366              | gamchha, towel, handkerchief (no.)                             | 0.02              | 0.83          | 516  | 536                  |
| 367              | hosiery articles, stockings, under-garments etc.(no.)          | 0.10              | 3.00          | 767  | 748                  |
| 368              | ready-made garments (no.)                                      | 0.09              | 9.40          | 858  | 802                  |

\* Unless otherwise specified

(Contd.)

NSS Report No. 461: Consumption of Some Important Commodities in India, 1999-2000

**Table 4R: Monthly per capita quantity and value of consumption for non-food items for each State and UT**

| item code | item  | quantity<br>(kg*) | value<br>(Rs) | Rural                                   |                   |
|-----------|---|-------------------|---------------|---|-------------------|
|           |   |                   |               | no. of households reporting consumption |                   |
|           |   |                   |               | per 1000 households                     | sample households |
| (1)       | (2)   | (3)               | (4)           | (5)                                     | (6)               |
|           | <b>Meghalaya</b>  |                   |               |   |                   |
| 371       | knitted garments, sweater, pullover, cardigan, muffler, scarf etc.(no.) | 0.02              | 3.08          | 449                                     | 422               |
| 373       | clothing: others  | -                 | 2.14          | 396                                     | 353               |
| 379       | clothing: s.t. (360-373)  | -                 | 33.43         | 993                                     | 923               |
| 380       | bed sheet, bed cover (no.)  | 0.01              | 1.17          | 432                                     | 401               |
| 381       | rug, blanket (no.)  | 0.02              | 2.03          | 411                                     | 374               |
| 382       | pillow, quilt, mattress (no.)   | -                 | 0.46          | 100                                     | 109               |
| 384       | mosquito net (no.)  | -                 | 0.32          | 173                                     | 176               |
| 389       | bedding etc.: s.t. (380-387)  | -                 | 4.37          | 736                                     | 685               |
| 390       | leather boots, shoes (pair)   | 0.01              | 3.15          | 379                                     | 332               |
| 391       | leather sandals, chappals etc. (pair)                                   | 0.01              | 1.44          | 348                                     | 312               |
| 392       | other leather footwear (pair)   | -                 | 0.50          | 98                                      | 103               |
| 393       | rubber / PVC footwear (pair)  | 0.05              | 1.88          | 803                                     | 762               |
| 394       | other footwear (pair)   | 0.04              | 1.36          | 456                                     | 445               |
| 399       | footwear: s.t. (390-394)  | -                 | 8.33          | 981                                     | 925               |
| 400       | books, journals   | -                 | 7.55          | 583                                     | 563               |
| 403       | stationery  | -                 | 2.19          | 560                                     | 541               |
| 404       | tuition and other fees (school, college, etc.)                          | -                 | 3.16          | 296                                     | 279               |
| 406       | other educational expenses  | -                 | 1.75          | 375                                     | 365               |
| 409       | education: s.t. (400-406)   | -                 | 15.08         | 628                                     | 606               |
| 410       | medicine  | -                 | 0.38          | 124                                     | 117               |
| 419       | medical - institutional: s.t. (410-414)                                 | -                 | 0.48          | 125                                     | 118               |
| 420       | medicine  | -                 | 7.97          | 468                                     | 458               |
| 429       | medical - non-institutional: s.t. (420-424)                             | -                 | 8.51          | 473                                     | 462               |
| 432       | sports goods, toys etc.   | -                 | 0.75          | 93                                      | 107               |
| 439       | entertainment : s.t. (430-437)  | -                 | 1.51          | 141                                     | 170               |
| 442       | pen   | -                 | 0.40          | 124                                     | 136               |
| 444       | umbrella, raincoat  | -                 | 1.32          | 55                                      | 56                |
| 446       | other goods for personal care and effects                               | -                 | 0.53          | 129                                     | 127               |
| 449       | goods for personal care and effects: s.t. (440-446)                     | -                 | 2.94          | 250                                     | 258               |
| 450       | toilet soap   | -                 | 4.52          | 921                                     | 858               |
| 451       | toothbrush, toothpaste etc.   | -                 | 1.76          | 616                                     | 596               |
| 452       | powder, snow, cream   | -                 | 1.05          | 366                                     | 330               |
| 453       | hair oil, lotion, shampoo, hair cream                                   | -                 | 1.53          | 578                                     | 576               |
| 455       | shaving blades, shaving stick, razor                                    | -                 | 0.61          | 448                                     | 446               |
| 458       | other toilet articles   | -                 | 0.31          | 102                                     | 115               |
| 459       | toilet articles: s.t. (450-458)   | -                 | 9.97          | 939                                     | 878               |
| 461       | electric batteries  | -                 | 0.57          | 119                                     | 133               |
| 465       | bucket, water bottle/feeding bottle & other plastic goods               | -                 | 0.58          | 75                                      | 109               |
| 466       | coir, rope etc.   | -                 | 0.29          | 104                                     | 119               |
| 467       | washing soap/soda   | -                 | 6.46          | 977                                     | 915               |
| 468       | other washing requisites  | -                 | 1.75          | 616                                     | 599               |
| 473       | other petty articles  | -                 | 0.94          | 338                                     | 355               |
| 479       | sundry articles: s.t. (460-473)   | -                 | 11.29         | 997                                     | 931               |

\* Unless otherwise specified

(Contd.)

NSS Report No. 461: Consumption of Some Important Commodities in India, 1999-2000

**Table 4R: Monthly per capita quantity and value of consumption for non-food items for each State and UT**

| item code        | item   | quantity<br>(kg*) | value<br>(Rs) | Rural                                      |                      |
|------------------|--|-------------------|---------------|--|----------------------|
|                  |  |                   |               | no. of households<br>reporting consumption |                      |
|                  |  |                   |               | per 1000<br>households                     | sample<br>households |
| (1)              | (2)  | (3)               | (4)           | (5)  | (6)                  |
| <b>Meghalaya</b> |  |                   |               |  |                      |
| 480              | domestic servant/cook  | -                 | 1.68          | 23   | 28                   |
| 482              | barber, beautician etc.  | -                 | 1.80          | 587  | 539                  |
| 484              | tailor   | -                 | 3.05          | 151  | 133                  |
| 485              | priest   | -                 | 1.20          | 314  | 331                  |
| 492              | miscellaneous expenses   | -                 | 2.75          | 342  | 374                  |
| 493              | pet animals (incl. birds, fish)                                | -                 | 1.67          | 105  | 131                  |
| 494              | other consumer services excluding conveyance                   | -                 | 0.96          | 137  | 160                  |
| 499              | consumer services excluding conveyance: s.t. (480-494)         | -                 | 13.93         | 787  | 748                  |
| 502              | bus/tram fare  | -                 | 13.17         | 832  | 766                  |
| 503              | taxi, auto-rickshaw fare                                       | -                 | 3.98          | 296  | 247                  |
| 519              | conveyance : s.t. (500-513)                                    | -                 | 17.91         | 902  | 837                  |
| 520              | house rent, garage rent (actual)                               | -                 | 1.71          | 22   | 19                   |
| 529              | rent: s.t. (520-522)   | -                 | 1.86          | 42   | 36                   |
| 557              | other furniture & fixtures (couch, sofa etc.)                  | -                 | 0.43          | 181  | 198                  |
| 559              | furniture & fixtures: s.t. (550-557)                           | -                 | 0.90          | 244  | 253                  |
| 569              | goods for recreation: s.t.(560-568)                            | -                 | 0.57          | 78   | 86                   |
| 573              | other ornaments  | -                 | 0.26          | 109  | 132                  |
| 579              | jewellery and ornaments: s.t. (570-573)                        | -                 | 0.64          | 117  | 137                  |
| 580              | stainless steel utensils                                       | -                 | 0.65          | 314  | 311                  |
| 581              | other metal utensils   | -                 | 0.51          | 146  | 142                  |
| 583              | other crockery & utensils                                      | -                 | 0.99          | 340  | 334                  |
| 589              | crockery & utensils: s.t. (580-583)                            | -                 | 2.29          | 620  | 594                  |
| 600              | other cooking/household appliances                             | -                 | 0.21          | 176  | 178                  |
| 609              | cooking and household appliances: s.t. (590-600)               | -                 | 0.47          | 223  | 227                  |
| 610              | bicycle  | -                 | 0.15          | 101  | 100                  |
| 619              | personal transport equipment: s.t. (610-614)                   | -                 | 0.40          | 125  | 126                  |
| 632              | any other personal goods                                       | -                 | 0.08          | 126  | 140                  |
| 639              | other personal goods: s.t. (630-632)                           | -                 | 0.26          | 171  | 183                  |
| 642              | residential building & land (cost of repairs only)             | -                 | 6.19          | 585  | 574                  |
| 649              | residential building, land and other durables : s.t. (640-643) | -                 | 6.29          | 608  | 602                  |
| 659              | durable goods : total<br>(559+569+579+589+609+619+629+639+649) | -                 | 11.84         | 828  | 801                  |
| 999              | total non-food   | -                 | 223.00        | 1000                                       | 933                  |
| <b>Mizoram</b>   |  |                   |               |  |                      |
| 311              | pan : finished (no.)   | 18.14             | 14.35         | 776  | 308                  |
| 319              | pan: s.t. (310-315)  | -                 | 14.84         | 791  | 317                  |
| 320              | bidi (no.)   | 9.08              | 1.98          | 145  | 55                   |
| 321              | cigarettes (no.)   | 5.17              | 6.08          | 173  | 65                   |
| 322              | leaf tobacco   | 7.10              | 10.84         | 522  | 247                  |
| 327              | other tobacco products (gm)                                    | 8.06              | 4.27          | 318  | 88                   |
| 329              | tobacco: s.t. (320-327)  | -                 | 23.42         | 956  | 404                  |
| 332              | country liquor (litre)   | 0.02              | 1.44          | 28   | 11                   |
| 339              | intoxicants: s.t. (330-335)                                    | -                 | 1.44          | 28   | 11                   |

\* Unless otherwise specified

(Contd.)

NSS Report No. 461: Consumption of Some Important Commodities in India, 1999-2000

**Table 4R: Monthly per capita quantity and value of consumption for non-food items for each State and UT**

| item code      | item  | quantity<br>(kg*) | value<br>(Rs) | Rural                                   |                   |
|----------------|---|-------------------|---------------|---|-------------------|
|                |   |                   |               | no. of households reporting consumption |                   |
|                |   |                   |               | per 1000 households                     | sample households |
| (1)            | (2)   | (3)               | (4)           | (5)                                     | (6)               |
| <b>Mizoram</b> |   |                   |               |   |                   |
| 341            | firewood and chips  | 49.13             | 47.98         | 964                                     | 404               |
| 342            | electricity (std. unit)   | 5.15              | 6.86          | 744                                     | 281               |
| 344            | kerosene - P.D.S. (litre)   | 0.45              | 2.01          | 617                                     | 256               |
| 345            | kerosene - other sources (litre)  | 0.32              | 4.02          | 474                                     | 197               |
| 346            | matches (box)   | 2.09              | 1.81          | 961                                     | 409               |
| 348            | L.P.G.  | 0.20              | 3.66          | 97                                      | 46                |
| 351            | candle (no.)  | 1.10              | 1.74          | 396                                     | 159               |
| 359            | fuel and light: s.t. (340-353)  | -                 | 68.49         | 1000                                    | 428               |
| 362            | cloth for shirt, pyjama, salwar etc.(m)                                 | 0.02              | 2.47          | 494                                     | 176               |
| 363            | cloth for coat, trousers, overcoat etc. (m)                             | 0.01              | 2.04          | 276                                     | 99                |
| 366            | gamchha, towel, handkerchief (no.)                                      | 0.02              | 1.32          | 525                                     | 199               |
| 367            | hosiery articles, stockings, under-garments etc.(no.)                   | 0.05              | 1.93          | 637                                     | 239               |
| 368            | ready-made garments (no.)   | 0.09              | 21.98         | 884                                     | 366               |
| 371            | knitted garments, sweater, pullover, cardigan, muffler, scarf etc.(no.) | -                 | 1.12          | 172                                     | 77                |
| 372            | knitting wool, cotton yarn (gm)   | -                 | 1.02          | 130                                     | 45                |
| 373            | clothing: others  | -                 | 3.56          | 584                                     | 256               |
| 379            | clothing: s.t. (360-373)  | -                 | 35.91         | 981                                     | 413               |
| 380            | bed sheet, bed cover (no.)  | 0.01              | 1.33          | 354                                     | 157               |
| 381            | rug, blanket (no.)  | -                 | 2.22          | 159                                     | 76                |
| 382            | pillow, quilt, mattress (no.)   | -                 | 2.01          | 190                                     | 82                |
| 384            | mosquito net (no.)  | 0.01              | 1.32          | 337                                     | 159               |
| 389            | bedding etc.: s.t. (380-387)  | -                 | 7.66          | 621                                     | 278               |
| 390            | leather boots, shoes (pair)   | 0.02              | 10.45         | 698                                     | 271               |
| 391            | leather sandals, chappals etc. (pair)                                   | 0.01              | 3.40          | 536                                     | 201               |
| 392            | other leather footwear (pair)   | 0.01              | 1.38          | 175                                     | 86                |
| 393            | rubber / PVC footwear (pair)  | 0.04              | 2.38          | 755                                     | 312               |
| 394            | other footwear (pair)   | 0.02              | 2.92          | 532                                     | 213               |
| 399            | footwear: s.t. (390-394)  | -                 | 20.52         | 975                                     | 411               |
| 400            | books, journals   | -                 | 7.92          | 676                                     | 260               |
| 401            | newspapers, periodicals   | -                 | 0.85          | 298                                     | 101               |
| 403            | stationery  | -                 | 1.73          | 457                                     | 167               |
| 404            | tuition and other fees (school, college, etc.)                          | -                 | 2.79          | 189                                     | 71                |
| 406            | other educational expenses  | -                 | 5.35          | 511                                     | 203               |
| 409            | education: s.t. (400-406)   | -                 | 18.72         | 784                                     | 303               |
| 410            | medicine  | -                 | 1.20          | 198                                     | 86                |
| 414            | other medical expenses  | -                 | 0.35          | 121                                     | 75                |
| 419            | medical - institutional: s.t. (410-414)                                 | -                 | 1.87          | 233                                     | 118               |
| 420            | medicine  | -                 | 9.06          | 695                                     | 260               |
| 429            | medical - non-institutional: s.t. (420-424)                             | -                 | 9.70          | 733                                     | 295               |
| 432            | sports goods, toys etc.   | -                 | 0.62          | 25                                      | 11                |
| 439            | entertainment : s.t. (430-437)  | -                 | 1.48          | 117                                     | 48                |
| 442            | pen   | -                 | 0.82          | 217                                     | 80                |
| 444            | umbrella, raincoat  | -                 | 2.69          | 90                                      | 41                |

\* Unless otherwise specified

(Contd.)

NSS Report No. 461: Consumption of Some Important Commodities in India, 1999-2000

**Table 4R: Monthly per capita quantity and value of consumption for non-food items for each State and UT**

| item code      | item  | quantity<br>(kg*) | value<br>(Rs) | Rural                                      |                      |
|----------------|---|-------------------|---------------|--|----------------------|
|                |   |                   |               | no. of households<br>reporting consumption |                      |
|                |   |                   |               | per 1000<br>households                     | sample<br>households |
| (1)            | (2)   | (3)               | (4)           | (5)  | (6)                  |
| <b>Mizoram</b> |   |                   |               |  |                      |
| 445            | lighter (bidi/cigarette/gas stove)                        | -                 | 0.48          | 197  | 64                   |
| 449            | goods for personal care and effects: s.t. (440-446)       | -                 | 4.61          | 400  | 153                  |
| 450            | toilet soap   | -                 | 5.20          | 857  | 355                  |
| 451            | toothbrush, toothpaste etc.                               | -                 | 3.81          | 776  | 309                  |
| 452            | powder, snow, cream                                       | -                 | 1.81          | 310  | 109                  |
| 453            | hair oil, lotion, shampoo, hair cream                     | -                 | 2.55          | 545  | 206                  |
| 455            | shaving blades, shaving stick, razor                      | -                 | 1.14          | 667  | 252                  |
| 457            | sanitary napkins  | -                 | 2.02          | 283  | 110                  |
| 458            | other toilet articles                                     | -                 | 0.77          | 113  | 62                   |
| 459            | toilet articles: s.t. (450-458)                           | -                 | 17.36         | 995  | 420                  |
| 460            | electric bulb, tubelight                                  | -                 | 1.12          | 347  | 124                  |
| 461            | electric batteries  | -                 | 0.75          | 206  | 68                   |
| 465            | bucket, water bottle/feeding bottle & other plastic goods | -                 | 0.61          | 37   | 24                   |
| 467            | washing soap/soda   | -                 | 7.37          | 956  | 399                  |
| 468            | other washing requisites                                  | -                 | 1.30          | 364  | 130                  |
| 473            | other petty articles                                      | -                 | 0.56          | 123  | 49                   |
| 479            | sundry articles: s.t. (460-473)                           | -                 | 12.23         | 974  | 410                  |
| 482            | barber, beautician etc.                                   | -                 | 0.55          | 93   | 38                   |
| 485            | priest  | -                 | 6.55          | 189  | 91                   |
| 487            | postage & telegram  | -                 | 0.22          | 120  | 45                   |
| 490            | repair charges for non-durables                           | -                 | 1.66          | 55   | 14                   |
| 491            | grinding charges  | -                 | 0.76          | 71   | 20                   |
| 492            | miscellaneous expenses                                    | -                 | 16.96         | 484  | 202                  |
| 499            | consumer services excluding conveyance: s.t. (480-494)    | -                 | 28.24         | 691  | 294                  |
| 502            | bus/tram fare   | -                 | 6.06          | 217  | 95                   |
| 503            | taxi, auto-rickshaw fare                                  | -                 | 0.52          | 45   | 20                   |
| 508            | petrol  | -                 | 0.79          | 4  | 6                    |
| 510            | diesel  | -                 | 3.70          | 5  | 3                    |
| 513            | other hired conveyance                                    | -                 | 0.64          | 3  | 2                    |
| 519            | conveyance : s.t. (500-513)                               | -                 | 12.11         | 246  | 112                  |
| 520            | house rent, garage rent (actual)                          | -                 | 0.92          | 18   | 7                    |
| 529            | rent: s.t. (520-522)                                      | -                 | 0.92          | 18   | 7                    |
| 550            | bedstead  | -                 | 0.56          | 44   | 14                   |
| 551            | almirah, dressing table                                   | -                 | 0.86          | 35   | 16                   |
| 552            | chair, stool, bench, table                                | -                 | 1.53          | 67   | 22                   |
| 559            | furniture & fixtures: s.t. (550-557)                      | -                 | 3.94          | 170  | 71                   |
| 562            | television  | -                 | 1.12          | 4  | 3                    |
| 566            | gramophone record, audio/video cassette                   | -                 | 0.38          | 102  | 38                   |
| 569            | goods for recreation: s.t.(560-568)                       | -                 | 2.07          | 134  | 57                   |
| 580            | stainless steel utensils                                  | -                 | 0.80          | 157  | 56                   |
| 589            | crockery & utensils: s.t. (580-583)                       | -                 | 1.54          | 274  | 117                  |
| 596            | pressure cooker/pressure pan                              | -                 | 0.74          | 102  | 42                   |
| 600            | other cooking/household appliances                        | -                 | 0.51          | 140  | 50                   |
| 609            | cooking and household appliances: s.t. (590-600)          | -                 | 1.84          | 285  | 110                  |

\* Unless otherwise specified

(Contd.)

NSS Report No. 461: Consumption of Some Important Commodities in India, 1999-2000



**Table 4R: Monthly per capita quantity and value of consumption for non-food items for each State and UT**

| item code       | item  | quantity<br>(kg*) | value<br>(Rs) | Rural                                   |                   |
|-----------------|---|-------------------|---------------|---|-------------------|
|                 |   |                   |               | no. of households reporting consumption |                   |
|                 |   |                   |               | per 1000 households                     | sample households |
| (1)             | (2)   | (3)               | (4)           | (5)                                     | (6)               |
| <b>Mizoram</b>  |   |                   |               |   |                   |
| 613             | tyres & tubes   | -                 | 0.52          | 4                                       | 5                 |
| 619             | personal transport equipment: s.t. (610-614)                              | -                 | 0.74          | 6                                       | 6                 |
| 630             | clock, watch  | -                 | 0.71          | 158                                     | 71                |
| 639             | other personal goods: s.t. (630-632)                                      | -                 | 0.75          | 188                                     | 79                |
| 642             | residential building & land (cost of repairs only)                        | -                 | 2.28          | 193                                     | 47                |
| 649             | residential building, land and other durables : s.t. (640-643)            | -                 | 2.44          | 222                                     | 58                |
| 659             | durable goods : total   | -                 | 13.76         | 586                                     | 228               |
| 999             | (559+569+579+589+609+619+629+639+649)<br>total non-food                   | -                 | 293.00        | 1000                                    | 428               |
| <b>Nagaland</b> |   |                   |               |   |                   |
| 310             | pan : leaf (no.)  | 0.35              | 0.60          | 21                                      | 9                 |
| 311             | pan : finished (no.)  | 7.59              | 11.87         | 312                                     | 151               |
| 319             | pan: s.t. (310-315)   | -                 | 12.59         | 334                                     | 162               |
| 320             | bidi (no.)  | 37.53             | 7.20          | 406                                     | 172               |
| 321             | cigarettes (no.)  | 0.85              | 1.50          | 34                                      | 25                |
| 329             | tobacco: s.t. (320-327)   | -                 | 9.15          | 473                                     | 211               |
| 332             | country liquor (litre)  | 0.49              | 4.73          | 94                                      | 48                |
| 339             | intoxicants: s.t. (330-335)   | -                 | 4.74          | 94                                      | 48                |
| 341             | firewood and chips  | 56.36             | 52.65         | 958                                     | 459               |
| 342             | electricity (std. unit)   | 4.01              | 8.01          | 813                                     | 399               |
| 344             | kerosene - P.D.S. (litre)   | 0.09              | 0.50          | 118                                     | 56                |
| 345             | kerosene - other sources (litre)  | 0.49              | 5.25          | 769                                     | 365               |
| 346             | matches (box)   | 1.52              | 1.34          | 907                                     | 434               |
| 348             | L.P.G.  | 0.28              | 4.23          | 107                                     | 64                |
| 350             | charcoal  | 0.38              | 1.29          | 30                                      | 27                |
| 351             | candle (no.)  | 1.00              | 1.60          | 560                                     | 282               |
| 359             | fuel and light: s.t. (340-353)  | -                 | 75.04         | 992                                     | 475               |
| 362             | cloth for shirt, pyjama, salwar etc.(m)                                   | 0.05              | 3.07          | 433                                     | 220               |
| 363             | cloth for coat, trousers, overcoat etc. (m)                               | 0.02              | 3.28          | 386                                     | 210               |
| 364             | chaddar, dupatta, shawl etc.(no.)   | 0.01              | 3.30          | 417                                     | 209               |
| 366             | gamchha, towel, handkerchief (no.)  | 0.05              | 2.03          | 737                                     | 353               |
| 367             | hosiery articles, stockings, under-garments etc.(no.)                     | 0.14              | 5.11          | 825                                     | 404               |
| 368             | ready-made garments (no.)   | 0.10              | 18.95         | 953                                     | 454               |
| 371             | knitted garments, swea- ter, pullover, cardigan, muffler, scarf etc.(no.) | 0.02              | 3.91          | 435                                     | 212               |
| 372             | knitting wool, cotton yarn (gm)   | 8.68              | 2.69          | 216                                     | 100               |
| 373             | clothing: others  | -                 | 1.86          | 342                                     | 170               |
| 379             | clothing: s.t. (360-373)  | -                 | 50.14         | 996                                     | 478               |
| 380             | bed sheet, bed cover (no.)  | 0.02              | 3.03          | 694                                     | 338               |
| 381             | rug, blanket (no.)  | 0.01              | 4.02          | 317                                     | 139               |
| 382             | pillow, quilt, mattress (no.)   | 0.01              | 1.48          | 273                                     | 125               |
| 383             | cloth for upholstery, curtain, table-cloth etc. (m)                       | 0.03              | 1.29          | 211                                     | 86                |
| 384             | mosquito net (no.)  | -                 | 0.38          | 120                                     | 59                |

\* Unless otherwise specified

(Contd.)

NSS Report No. 461: Consumption of Some Important Commodities in India, 1999-2000

**Table 4R: Monthly per capita quantity and value of consumption for non-food items for each State and UT**

| item code | item  | quantity<br>(kg*) | value<br>(Rs) | Rural                                      |                      |
|-----------|---|-------------------|---------------|--|----------------------|
|           |   |                   |               | no. of households<br>reporting consumption |                      |
|           |   |                   |               | per 1000<br>households                     | sample<br>households |
| (1)       | (2)   | (3)               | (4)           | (5)  | (6)                  |
|           | <b>Nagaland</b>   |                   |               |  |                      |
| 389       | bedding etc.: s.t. (380-387)                              | -                 | 10.52         | 807  | 387                  |
| 390       | leather boots, shoes (pair)                               | 0.03              | 9.28          | 727  | 366                  |
| 391       | leather sandals, chappals etc. (pair)                     | 0.06              | 4.61          | 907  | 440                  |
| 392       | other leather footwear (pair)                             | -                 | 1.01          | 112  | 61                   |
| 393       | rubber / PVC footwear (pair)                              | 0.01              | 1.50          | 246  | 110                  |
| 394       | other footwear (pair)                                     | 0.01              | 1.50          | 303  | 137                  |
| 399       | footwear: s.t. (390-394)                                  | -                 | 17.89         | 983  | 473                  |
| 400       | books, journals   | -                 | 13.75         | 641  | 321                  |
| 401       | newspapers, periodicals                                   | -                 | 1.31          | 242  | 140                  |
| 403       | stationery  | -                 | 3.28          | 590  | 289                  |
| 404       | tuition and other fees (school, college, etc.)            | -                 | 19.33         | 546  | 269                  |
| 405       | private tutor/coaching centre                             | -                 | 2.09          | 74   | 44                   |
| 406       | other educational expenses                                | -                 | 4.90          | 474  | 231                  |
| 409       | education: s.t. (400-406)                                 | -                 | 44.81         | 736  | 363                  |
| 410       | medicine  | -                 | 4.22          | 434  | 207                  |
| 411       | X-ray, ECG, pathological test etc.                        | -                 | 0.73          | 40   | 21                   |
| 413       | hospital & nursing home charges                           | -                 | 1.03          | 26   | 15                   |
| 419       | medical - institutional: s.t. (410-414)                   | -                 | 6.91          | 440  | 211                  |
| 420       | medicine  | -                 | 11.45         | 429  | 222                  |
| 421       | X-ray, ECG, pathological test etc.                        | -                 | 1.87          | 12   | 6                    |
| 422       | doctor's/surgeon's fee                                    | -                 | 1.53          | 71   | 35                   |
| 424       | other medical expenses                                    | -                 | 0.65          | 28   | 16                   |
| 429       | medical - non-institutional: s.t. (420-424)               | -                 | 15.54         | 440  | 230                  |
| 432       | sports goods, toys etc.                                   | -                 | 3.29          | 67   | 33                   |
| 435       | photography   | -                 | 0.92          | 42   | 17                   |
| 439       | entertainment : s.t. (430-437)                            | -                 | 4.95          | 146  | 74                   |
| 440       | spectacles  | -                 | 1.40          | 20   | 11                   |
| 441       | torch   | -                 | 1.03          | 74   | 32                   |
| 442       | pen   | -                 | 1.04          | 206  | 101                  |
| 443       | lock  | -                 | 0.52          | 61   | 23                   |
| 444       | umbrella, raincoat  | -                 | 7.06          | 210  | 88                   |
| 446       | other goods for personal care and effects                 | -                 | 0.96          | 86   | 54                   |
| 449       | goods for personal care and effects: s.t. (440-446)       | -                 | 12.10         | 435  | 208                  |
| 450       | toilet soap   | -                 | 7.24          | 988  | 475                  |
| 451       | toothbrush, toothpaste etc.                               | -                 | 4.82          | 891  | 431                  |
| 452       | powder, snow, cream                                       | -                 | 4.01          | 431  | 217                  |
| 453       | hair oil, lotion, shampoo, hair cream                     | -                 | 5.13          | 799  | 389                  |
| 455       | shaving blades, shaving stick, razor                      | -                 | 1.26          | 476  | 218                  |
| 458       | other toilet articles                                     | -                 | 1.08          | 232  | 104                  |
| 459       | toilet articles: s.t. (450-458)                           | -                 | 24.32         | 990  | 476                  |
| 460       | electric bulb, tubelight                                  | -                 | 1.87          | 505  | 247                  |
| 461       | electric batteries  | -                 | 0.87          | 187  | 85                   |
| 464       | glassware   | -                 | 0.50          | 52   | 20                   |
| 465       | bucket, water bottle/feeding bottle & other plastic goods | -                 | 3.57          | 182  | 78                   |

\* Unless otherwise specified

(Contd.)

NSS Report No. 461: Consumption of Some Important Commodities in India, 1999-2000

**Table 4R: Monthly per capita quantity and value of consumption for non-food items for each State and UT**

| item code | item   | quantity<br>(kg*) | value<br>(Rs) | Rural                                      |                      |
|-----------|--|-------------------|---------------|--|----------------------|
|           |  |                   |               | no. of households<br>reporting consumption |                      |
|           |  |                   |               | per 1000<br>households                     | sample<br>households |
| (1)       | (2)  | (3)               | (4)           | (5)  | (6)                  |
|           | <b>Nagaland</b>  |                   |               |  |                      |
| 467       | washing soap/soda  | -                 | 8.50          | 949  | 458                  |
| 468       | other washing requisites                                       | -                 | 0.85          | 305  | 155                  |
| 473       | other petty articles   | -                 | 0.77          | 176  | 65                   |
| 479       | sundry articles: s.t. (460-473)                                | -                 | 17.81         | 986  | 471                  |
| 480       | domestic servant/cook  | -                 | 0.66          | 8  | 8                    |
| 482       | barber, beautician etc.  | -                 | 2.98          | 562  | 253                  |
| 484       | tailor   | -                 | 2.74          | 94   | 51                   |
| 485       | priest   | -                 | 10.21         | 120  | 54                   |
| 487       | postage & telegram   | -                 | 1.25          | 348  | 161                  |
| 488       | telephone charges  | -                 | 1.80          | 94   | 50                   |
| 491       | grinding charges   | -                 | 2.42          | 422  | 211                  |
| 492       | miscellaneous expenses   | -                 | 5.25          | 553  | 266                  |
| 493       | pet animals (incl. birds, fish)                                | -                 | 3.60          | 199  | 84                   |
| 499       | consumer services excluding conveyance: s.t. (480-494)         | -                 | 31.37         | 857  | 403                  |
| 502       | bus/tram fare  | -                 | 21.53         | 591  | 277                  |
| 503       | taxi, auto-rickshaw fare                                       | -                 | 1.80          | 94   | 49                   |
| 508       | petrol   | -                 | 4.83          | 19   | 30                   |
| 519       | conveyance : s.t. (500-513)                                    | -                 | 29.70         | 683  | 334                  |
| 520       | house rent, garage rent (actual)                               | -                 | 4.54          | 72   | 33                   |
| 529       | rent: s.t. (520-522)   | -                 | 4.94          | 82   | 37                   |
| 551       | almirah, dressing table  | -                 | 0.84          | 20   | 11                   |
| 552       | chair, stool, bench, table                                     | -                 | 0.52          | 72   | 37                   |
| 553       | suitcase, trunk, box, handbag and other travel goods           | -                 | 0.63          | 67   | 35                   |
| 559       | furniture & fixtures: s.t. (550-557)                           | -                 | 2.46          | 135  | 69                   |
| 562       | television   | -                 | 1.09          | 14   | 6                    |
| 569       | goods for recreation: s.t.(560-568)                            | -                 | 2.12          | 120  | 56                   |
| 579       | jewellery and ornaments: s.t. (570-573)                        | -                 | 0.35          | 123  | 63                   |
| 580       | stainless steel utensils                                       | -                 | 0.86          | 214  | 113                  |
| 583       | other crockery & utensils                                      | -                 | 0.74          | 209  | 102                  |
| 589       | crockery & utensils: s.t. (580-583)                            | -                 | 1.84          | 390  | 189                  |
| 609       | cooking and household appliances: s.t. (590-600)               | -                 | 1.11          | 163  | 81                   |
| 612       | motor car, jeep  | -                 | 1.33          | 8  | 13                   |
| 613       | tyres & tubes  | -                 | 1.06          | 12   | 15                   |
| 619       | personal transport equipment: s.t. (610-614)                   | -                 | 2.58          | 22   | 24                   |
| 630       | clock, watch   | -                 | 0.70          | 159  | 68                   |
| 639       | other personal goods: s.t. (630-632)                           | -                 | 0.73          | 169  | 73                   |
| 642       | residential building & land (cost of repairs only)             | -                 | 2.50          | 263  | 136                  |
| 649       | residential building, land and other durables : s.t. (640-643) | -                 | 2.79          | 291  | 151                  |
| 659       | durable goods : total<br>(559+569+579+589+609+619+629+639+649) | -                 | 14.07         | 640  | 314                  |
| 999       | total non-food   | -                 | 387.00        | 1000                                       | 480                  |

\* Unless otherwise specified

(Contd.)

NSS Report No. 461: Consumption of Some Important Commodities in India, 1999-2000

**Table 4R: Monthly per capita quantity and value of consumption for non-food items for each State and UT**

| item code     | item  | quantity<br>(kg*) | value<br>(Rs) | Rural                                   |                   |
|---------------|---|-------------------|---------------|---|-------------------|
|               |   |                   |               | no. of households reporting consumption |                   |
|               |   |                   |               | per 1000 households                     | sample households |
| (1)           | (2)   | (3)               | (4)           | (5)                                     | (6)               |
| <b>Orissa</b> |   |                   |               |   |                   |
| 310           | pan : leaf (no.)                                      | 4.55              | 0.71          | 153                                     | 626               |
| 311           | pan : finished (no.)                                  | 2.48              | 1.62          | 158                                     | 664               |
| 312           | supari (gm)   | 6.25              | 0.99          | 135                                     | 558               |
| 313           | lime (gm)   | 4.25              | 0.07          | 220                                     | 848               |
| 315           | other ingredients for pan (gm)                        | 7.88              | 0.58          | 139                                     | 572               |
| 319           | pan: s.t. (310-315)                                   | -                 | 4.03          | 352                                     | 1402              |
| 320           | bidi (no.)  | 9.45              | 1.14          | 235                                     | 806               |
| 322           | leaf tobacco  | 0.57              | 0.56          | 201                                     | 630               |
| 327           | other tobacco products (gm)                           | 25.27             | 1.21          | 458                                     | 1644              |
| 329           | tobacco: s.t. (320-327)                               | -                 | 3.38          | 772                                     | 2658              |
| 332           | country liquor (litre)                                | 0.18              | 1.80          | 182                                     | 552               |
| 339           | intoxicants: s.t. (330-335)                           | -                 | 2.57          | 247                                     | 749               |
| 341           | firewood and chips                                    | 25.10             | 17.65         | 938                                     | 3234              |
| 342           | electricity (std. unit)                               | 3.66              | 4.75          | 171                                     | 819               |
| 343           | dung cake   | -                 | 2.68          | 248                                     | 898               |
| 344           | kerosene - P.D.S. (litre)                             | 0.43              | 1.86          | 786                                     | 2755              |
| 345           | kerosene - other sources (litre)                      | 0.22              | 1.67          | 446                                     | 1483              |
| 346           | matches (box)   | 0.93              | 0.48          | 969                                     | 3381              |
| 359           | fuel and light: s.t. (340-353)                        | -                 | 29.88         | 996                                     | 3465              |
| 360           | dhoti (m)   | 0.06              | 0.99          | 475                                     | 1622              |
| 361           | sari (m)  | 0.25              | 7.05          | 953                                     | 3326              |
| 362           | cloth for shirt, pyjama, salwar etc.(m)               | 0.04              | 1.89          | 448                                     | 1693              |
| 363           | cloth for coat, trousers, overcoat etc. (m)           | 0.01              | 1.50          | 265                                     | 1025              |
| 364           | chaddar, dupatta, shawl etc.(no.)                     | 0.01              | 0.80          | 296                                     | 1073              |
| 365           | lungi (no.)   | 0.04              | 2.13          | 875                                     | 3045              |
| 366           | gamchha, towel, handkerchief (no.)                    | 0.05              | 1.50          | 938                                     | 3291              |
| 367           | hosiery articles, stockings, under-garments etc.(no.) | 0.07              | 2.21          | 774                                     | 2835              |
| 368           | ready-made garments (no.)                             | 0.07              | 5.04          | 791                                     | 2832              |
| 379           | clothing: s.t. (360-373)                              | -                 | 23.49         | 998                                     | 3471              |
| 380           | bed sheet, bed cover (no.)                            | 0.01              | 0.40          | 154                                     | 648               |
| 385           | mats and matting (no.)                                | -                 | 0.18          | 119                                     | 462               |
| 389           | bedding etc.: s.t. (380-387)                          | -                 | 0.99          | 299                                     | 1168              |
| 391           | leather sandals, chappals etc. (pair)                 | -                 | 0.40          | 120                                     | 523               |
| 393           | rubber / PVC footwear (pair)                          | 0.06              | 1.08          | 639                                     | 2244              |
| 394           | other footwear (pair)                                 | 0.01              | 0.24          | 183                                     | 704               |
| 399           | footwear: s.t. (390-394)                              | -                 | 2.01          | 828                                     | 2901              |
| 400           | books, journals                                       | -                 | 2.02          | 423                                     | 1577              |
| 403           | stationery  | -                 | 1.13          | 399                                     | 1512              |
| 404           | tuition and other fees (school, college, etc.)        | -                 | 0.83          | 116                                     | 470               |
| 405           | private tutor/coaching centre                         | -                 | 2.45          | 124                                     | 514               |
| 406           | other educational expenses                            | -                 | 0.35          | 227                                     | 903               |
| 409           | education: s.t. (400-406)                             | -                 | 6.84          | 464                                     | 1739              |
| 410           | medicine  | -                 | 2.69          | 234                                     | 690               |
| 419           | medical - institutional: s.t. (410-414)               | -                 | 3.77          | 235                                     | 697               |

\* Unless otherwise specified

(Contd.)

NSS Report No. 461: Consumption of Some Important Commodities in India, 1999-2000

**Table 4R: Monthly per capita quantity and value of consumption for non-food items for each State and UT**

| <b>Rural</b> |  |                   |               |  |                      |
|--------------|--|-------------------|---------------|--|----------------------|
| item code    | item   | quantity<br>(kg*) | value<br>(Rs) | no. of households<br>reporting consumption |                      |
|              |  |                   |               | per 1000<br>households                     | sample<br>households |
| (1)          | (2)  | (3)               | (4)           | (5)  | (6)                  |
|              | <b>Orissa</b>  |                   |               |  |                      |
| 420          | medicine   | -                 | 16.59         | 557  | 2060                 |
| 422          | doctor's/surgeon's fee   | -                 | 0.85          | 89   | 361                  |
| 429          | medical - non-institutional: s.t. (420-424)                    | -                 | 18.07         | 562  | 2080                 |
| 439          | entertainment : s.t. (430-437)                                 | -                 | 0.54          | 51   | 228                  |
| 449          | goods for personal care and effects: s.t. (440-446)            | -                 | 1.11          | 135  | 524                  |
| 450          | toilet soap  | -                 | 2.92          | 903  | 3142                 |
| 451          | toothbrush, toothpaste etc.                                    | -                 | 0.94          | 241  | 1030                 |
| 452          | powder, snow, cream  | -                 | 0.71          | 222  | 883                  |
| 453          | hair oil, lotion, shampoo, hair cream                          | -                 | 3.08          | 968  | 3370                 |
| 455          | shaving blades, shaving stick, razor                           | -                 | 0.36          | 468  | 1619                 |
| 458          | other toilet articles  | -                 | 0.34          | 192  | 812                  |
| 459          | toilet articles: s.t. (450-458)                                | -                 | 8.43          | 994  | 3457                 |
| 463          | earthenware  | -                 | 0.39          | 183  | 559                  |
| 467          | washing soap/soda  | -                 | 2.91          | 921  | 3233                 |
| 468          | other washing requisites                                       | -                 | 0.59          | 251  | 976                  |
| 470          | agarbati   | -                 | 0.69          | 425  | 1662                 |
| 473          | other petty articles   | -                 | 0.31          | 160  | 598                  |
| 479          | sundry articles: s.t. (460-473)                                | -                 | 5.59          | 980  | 3423                 |
| 482          | barber, beautician etc.  | -                 | 1.61          | 782  | 2736                 |
| 483          | washerman, laundry, ironing                                    | -                 | 0.31          | 148  | 623                  |
| 484          | tailor   | -                 | 0.71          | 74   | 281                  |
| 492          | miscellaneous expenses   | -                 | 0.71          | 190  | 704                  |
| 499          | consumer services excluding conveyance: s.t. (480-494)         | -                 | 4.46          | 854  | 3003                 |
| 502          | bus/tram fare  | -                 | 3.57          | 332  | 1307                 |
| 508          | petrol   | -                 | 1.32          | 23   | 215                  |
| 519          | conveyance : s.t. (500-513)                                    | -                 | 5.67          | 367  | 1500                 |
| 520          | house rent, garage rent (actual)                               | -                 | 0.58          | 18   | 66                   |
| 521          | residential land rent  | -                 | 0.11          | 186  | 654                  |
| 529          | rent: s.t. (520-522)   | -                 | 0.69          | 209  | 736                  |
| 579          | jewellery and ornaments: s.t. (570-573)                        | -                 | 0.64          | 99   | 310                  |
| 580          | stainless steel utensils                                       | -                 | 0.24          | 131  | 460                  |
| 581          | other metal utensils   | -                 | 0.39          | 137  | 474                  |
| 589          | crockery & utensils: s.t. (580-583)                            | -                 | 0.70          | 254  | 859                  |
| 610          | bicycle  | -                 | 1.12          | 450  | 1658                 |
| 613          | tyres & tubes  | 0.01              | 0.57          | 244  | 944                  |
| 619          | personal transport equipment: s.t. (610-614)                   | -                 | 2.13          | 470  | 1751                 |
| 642          | residential building & land (cost of repairs only)             | -                 | 8.25          | 730  | 2584                 |
| 649          | residential building, land and other durables : s.t. (640-643) | -                 | 8.36          | 737  | 2615                 |
| 659          | durable goods : total<br>(559+569+579+589+609+619+629+639+649) | -                 | 12.32         | 914  | 3224                 |
| 999          | total non-food   | -                 | 134.00        | 1000                                       | 3477                 |

\* Unless otherwise specified

(Contd.)

NSS Report No. 461: Consumption of Some Important Commodities in India, 1999-2000

**Table 4R: Monthly per capita quantity and value of consumption for non-food items for each State and UT**

| item code | item  | quantity<br>(kg*) | value<br>(Rs) | Rural                                   |                   |
|-----------|---|-------------------|---------------|---|-------------------|
|           |   |                   |               | no. of households reporting consumption |                   |
|           |   |                   |               | per 1000 households                     | sample households |
| (1)       | (2)   | (3)               | (4)           | (5)                                     | (6)               |
|           | <b>Punjab</b>   |                   |               |   |                   |
| 320       | bidi (no.)  | 13.40             | 1.98          | 141                                     | 286               |
| 326       | zarda, kimam, surti (gm)  | 5.85              | 0.91          | 74                                      | 153               |
| 329       | tobacco: s.t. (320-327)   | -                 | 3.44          | 222                                     | 447               |
| 332       | country liquor (litre)  | 0.81              | 8.73          | 151                                     | 339               |
| 334       | foreign liquor or refined liquor (litre)                                  | 0.15              | 2.38          | 30                                      | 84                |
| 339       | intoxicants: s.t. (330-335)   | -                 | 11.52         | 181                                     | 421               |
| 341       | firewood and chips  | 11.76             | 12.99         | 629                                     | 1339              |
| 342       | electricity (std. unit)   | 15.61             | 28.09         | 916                                     | 1980              |
| 343       | dung cake   | -                 | 17.97         | 764                                     | 1617              |
| 344       | kerosene - P.D.S. (litre)   | 0.77              | 3.25          | 698                                     | 1521              |
| 345       | kerosene - other sources (litre)  | 0.29              | 2.61          | 239                                     | 440               |
| 346       | matches (box)   | 1.73              | 1.05          | 939                                     | 2025              |
| 348       | L.P.G.  | 0.38              | 5.06          | 169                                     | 458               |
| 351       | candle (no.)  | 0.34              | 0.59          | 491                                     | 1079              |
| 353       | other fuel  | -                 | 2.38          | 97                                      | 224               |
| 359       | fuel and light: s.t. (340-353)  | -                 | 74.17         | 1000                                    | 2150              |
| 362       | cloth for shirt, pyjama, salwar etc.(m)                                   | 0.42              | 17.14         | 974                                     | 2101              |
| 363       | cloth for coat, trousers, overcoat etc. (m)                               | 0.07              | 7.24          | 718                                     | 1539              |
| 364       | chaddar, dupatta, shawl etc.(no.)   | 0.05              | 3.70          | 839                                     | 1835              |
| 365       | lungi (no.)   | 0.01              | 0.32          | 189                                     | 448               |
| 366       | gamchha, towel, handkerchief (no.)  | 0.05              | 2.04          | 795                                     | 1743              |
| 367       | hosiery articles, stockings, under-garments etc.(no.)                     | 0.13              | 3.85          | 817                                     | 1773              |
| 368       | ready-made garments (no.)   | 0.03              | 4.08          | 493                                     | 1087              |
| 370       | headwear (no.)  | 0.02              | 1.93          | 440                                     | 986               |
| 371       | knitted garments, swea- ter, pullover, cardigan, muffler, scarf etc.(no.) | 0.02              | 4.11          | 442                                     | 963               |
| 372       | knitting wool, cotton yarn (gm)   | 1.84              | 0.67          | 142                                     | 294               |
| 373       | clothing: others  | -                 | 0.96          | 150                                     | 358               |
| 379       | clothing: s.t. (360-373)  | -                 | 46.33         | 991                                     | 2134              |
| 380       | bed sheet, bed cover (no.)  | 0.02              | 1.87          | 432                                     | 985               |
| 381       | rug, blanket (no.)  | -                 | 0.81          | 157                                     | 364               |
| 382       | pillow, quilt, mattress (no.)   | -                 | 0.63          | 111                                     | 263               |
| 389       | bedding etc.: s.t. (380-387)  | -                 | 3.57          | 511                                     | 1153              |
| 390       | leather boots, shoes (pair)   | 0.03              | 5.48          | 709                                     | 1605              |
| 391       | leather sandals, chappals etc. (pair)                                     | 0.02              | 2.09          | 499                                     | 1162              |
| 392       | other leather footwear (pair)   | 0.01              | 1.60          | 323                                     | 678               |
| 393       | rubber / PVC footwear (pair)  | 0.08              | 2.64          | 907                                     | 1952              |
| 394       | other footwear (pair)   | 0.01              | 0.61          | 188                                     | 436               |
| 399       | footwear: s.t. (390-394)  | -                 | 12.43         | 986                                     | 2133              |
| 400       | books, journals   | -                 | 7.25          | 601                                     | 1334              |
| 403       | stationery  | -                 | 3.27          | 566                                     | 1272              |
| 404       | tuition and other fees (school, college, etc.)                            | -                 | 10.35         | 551                                     | 1235              |
| 405       | private tutor/coaching centre   | -                 | 1.27          | 72                                      | 192               |
| 406       | other educational expenses  | -                 | 2.37          | 298                                     | 639               |

\* Unless otherwise specified

(Contd.)

NSS Report No. 461: Consumption of Some Important Commodities in India, 1999-2000

**Table 4R: Monthly per capita quantity and value of consumption for non-food items for each State and UT**

| item code | item   | quantity<br>(kg*) | value<br>(Rs) | Rural                                      |                      |
|-----------|--|-------------------|---------------|--|----------------------|
|           |  |                   |               | no. of households<br>reporting consumption |                      |
|           |  |                   |               | per 1000<br>households                     | sample<br>households |
| (1)       | (2)  | (3)               | (4)           | (5)  | (6)                  |
|           | <b>Punjab</b>  |                   |               |  |                      |
| 409       | education: s.t. (400-406)                              | -                 | 24.74         | 629  | 1400                 |
| 410       | medicine   | -                 | 7.84          | 147  | 337                  |
| 411       | X-ray, ECG, pathological test etc.                     | -                 | 1.45          | 68   | 166                  |
| 412       | doctor's/surgeon's fee                                 | -                 | 2.05          | 106  | 236                  |
| 413       | hospital & nursing home charges                        | -                 | 2.96          | 69   | 168                  |
| 414       | other medical expenses                                 | -                 | 1.20          | 63   | 130                  |
| 419       | medical - institutional: s.t. (410-414)                | -                 | 15.50         | 153  | 346                  |
| 420       | medicine   | -                 | 35.56         | 833  | 1797                 |
| 421       | X-ray, ECG, pathological test etc.                     | -                 | 0.70          | 26   | 62                   |
| 422       | doctor's/surgeon's fee                                 | -                 | 3.42          | 256  | 522                  |
| 424       | other medical expenses                                 | -                 | 0.58          | 24   | 59                   |
| 429       | medical - non-institutional: s.t. (420-424)            | -                 | 40.38         | 851  | 1841                 |
| 439       | entertainment : s.t. (430-437)                         | -                 | 1.26          | 92   | 222                  |
| 446       | other goods for personal care and effects              | -                 | 1.46          | 106  | 246                  |
| 449       | goods for personal care and effects: s.t. (440-446)    | -                 | 2.07          | 187  | 456                  |
| 450       | toilet soap  | -                 | 7.34          | 956  | 2077                 |
| 451       | toothbrush, toothpaste etc.                            | -                 | 3.52          | 758  | 1666                 |
| 452       | powder, snow, cream                                    | -                 | 1.41          | 317  | 738                  |
| 453       | hair oil, lotion, shampoo, hair cream                  | -                 | 3.46          | 835  | 1813                 |
| 454       | comb   | -                 | 0.19          | 133  | 317                  |
| 455       | shaving blades, shaving stick, razor                   | -                 | 0.25          | 120  | 259                  |
| 458       | other toilet articles                                  | -                 | 1.78          | 313  | 646                  |
| 459       | toilet articles: s.t. (450-458)                        | -                 | 18.35         | 992  | 2138                 |
| 460       | electric bulb, tubelight                               | -                 | 1.57          | 397  | 918                  |
| 464       | glassware  | -                 | 0.62          | 94   | 219                  |
| 467       | washing soap/soda                                      | -                 | 12.32         | 979  | 2112                 |
| 468       | other washing requisites                               | -                 | 1.83          | 508  | 1100                 |
| 470       | agarbati   | -                 | 0.92          | 427  | 928                  |
| 473       | other petty articles                                   | -                 | 2.04          | 292  | 621                  |
| 479       | sundry articles: s.t. (460-473)                        | -                 | 20.33         | 992  | 2136                 |
| 480       | domestic servant/cook                                  | -                 | 1.24          | 16   | 59                   |
| 482       | barber, beautician etc.                                | -                 | 1.72          | 397  | 833                  |
| 484       | tailor   | -                 | 6.74          | 278  | 657                  |
| 485       | priest   | -                 | 0.52          | 45   | 124                  |
| 487       | postage & telegram                                     | -                 | 0.47          | 149  | 310                  |
| 488       | telephone charges                                      | -                 | 3.22          | 152  | 389                  |
| 491       | grinding charges                                       | -                 | 4.22          | 735  | 1641                 |
| 492       | miscellaneous expenses                                 | -                 | 2.53          | 272  | 612                  |
| 493       | pet animals (incl. birds, fish)                        | -                 | 0.72          | 33   | 83                   |
| 494       | other consumer services excluding conveyance           | -                 | 0.74          | 84   | 161                  |
| 499       | consumer services excluding conveyance: s.t. (480-494) | -                 | 23.35         | 925  | 2031                 |
| 501       | railway fare   | -                 | 0.51          | 22   | 47                   |
| 502       | bus/tram fare  | -                 | 14.99         | 665  | 1376                 |
| 503       | taxi, auto-rickshaw fare                               | -                 | 1.14          | 126  | 275                  |

\* Unless otherwise specified

(Contd.)

NSS Report No. 461: Consumption of Some Important Commodities in India, 1999-2000

**Table 4R: Monthly per capita quantity and value of consumption for non-food items for each State and UT**

| item code | item   | quantity<br>(kg*) | value<br>(Rs) | Rural                                   |                   |
|-----------|--|-------------------|---------------|---|-------------------|
|           |  |                   |               | no. of households reporting consumption |                   |
|           |  |                   |               | per 1000 households                     | sample households |
| (1)       | (2)  | (3)               | (4)           | (5)                                     | (6)               |
|           | <b>Punjab</b>  |                   |               |   |                   |
| 508       | petrol   | -                 | 13.28         | 197                                     | 552               |
| 510       | diesel   | -                 | 1.58          | 18                                      | 55                |
| 511       | lubricating oil  | -                 | 0.54          | 67                                      | 187               |
| 512       | school bus/van   | -                 | 1.87          | 37                                      | 111               |
| 519       | conveyance : s.t. (500-513)                                    | -                 | 34.84         | 803                                     | 1713              |
| 520       | house rent, garage rent (actual)                               | -                 | 0.95          | 17                                      | 35                |
| 529       | rent: s.t. (520-522)   | -                 | 0.97          | 17                                      | 37                |
| 550       | bedstead   | -                 | 0.59          | 134                                     | 303               |
| 559       | furniture & fixtures: s.t. (550-557)                           | -                 | 0.87          | 156                                     | 351               |
| 562       | television   | -                 | 1.02          | 92                                      | 215               |
| 569       | goods for recreation: s.t.(560-568)                            | -                 | 1.62          | 205                                     | 475               |
| 570       | gold ornaments   | -                 | 1.92          | 15                                      | 33                |
| 579       | jewellery and ornaments: s.t. (570-573)                        | -                 | 2.01          | 21                                      | 49                |
| 580       | stainless steel utensils                                       | -                 | 0.58          | 180                                     | 424               |
| 589       | crockery & utensils: s.t. (580-583)                            | -                 | 0.86          | 237                                     | 544               |
| 590       | electric fan   | -                 | 0.67          | 168                                     | 382               |
| 595       | stove  | -                 | 0.24          | 274                                     | 554               |
| 597       | refrigerator   | -                 | 0.85          | 16                                      | 53                |
| 609       | cooking and household appliances: s.t. (590-600)               | -                 | 2.32          | 438                                     | 944               |
| 610       | bicycle  | -                 | 2.08          | 671                                     | 1461              |
| 611       | motor cycle, scooter   | -                 | 4.45          | 190                                     | 536               |
| 612       | motor car, jeep  | -                 | 2.79          | 19                                      | 66                |
| 619       | personal transport equipment: s.t. (610-614)                   | -                 | 9.71          | 735                                     | 1634              |
| 630       | clock, watch   | -                 | 0.17          | 141                                     | 318               |
| 639       | other personal goods: s.t. (630-632)                           | -                 | 0.20          | 143                                     | 323               |
| 642       | residential building & land (cost of repairs only)             | -                 | 3.25          | 104                                     | 246               |
| 649       | residential building, land and other durables : s.t. (640-643) | -                 | 3.51          | 125                                     | 301               |
| 659       | durable goods : total<br>(559+569+579+589+609+619+629+639+649) | -                 | 21.00         | 858                                     | 1870              |
| 999       | total non-food   | -                 | 355.00        | 1000                                    | 2152              |
|           | <b>Rajasthan</b>   |                   |               |   |                   |
| 320       | bidi (no.)   | 78.60             | 11.16         | 602                                     | 1894              |
| 324       | hookah tobacco   | 1.64              | 0.71          | 101                                     | 345               |
| 329       | tobacco: s.t. (320-327)  | -                 | 13.17         | 714                                     | 2246              |
| 332       | country liquor (litre)   | 1.01              | 3.25          | 106                                     | 317               |
| 335       | other intoxicants  | -                 | 0.67          | 15                                      | 39                |
| 339       | intoxicants: s.t. (330-335)                                    | -                 | 4.71          | 138                                     | 422               |
| 341       | firewood and chips   | 28.60             | 27.75         | 960                                     | 3064              |
| 342       | electricity (std. unit)  | 4.37              | 7.77          | 457                                     | 1574              |
| 343       | dung cake  | -                 | 6.56          | 614                                     | 1964              |
| 344       | kerosene - P.D.S. (litre)                                      | 0.58              | 2.21          | 760                                     | 2427              |
| 345       | kerosene - other sources (litre)                               | 0.15              | 0.96          | 204                                     | 681               |
| 346       | matches (box)  | 2.73              | 1.39          | 975                                     | 3142              |

\* Unless otherwise specified

(Contd.)

NSS Report No. 461: Consumption of Some Important Commodities in India, 1999-2000



**Table 4R: Monthly per capita quantity and value of consumption for non-food items for each State and UT**

| item code | item  | quantity<br>(kg*) | value<br>(Rs) | Rural                                   |                   |
|-----------|---|-------------------|---------------|---|-------------------|
|           |   |                   |               | no. of households reporting consumption |                   |
|           |   |                   |               | per 1000 households                     | sample households |
| (1)       | (2)   | (3)               | (4)           | (5)                                     | (6)               |
|           | <b>Rajasthan</b>  |                   |               |   |                   |
| 348       | L.P.G.  | 0.07              | 0.92          | 39                                      | 192               |
| 359       | fuel and light: s.t. (340-353)  | -                 | 47.73         | 997                                     | 3222              |
| 360       | dhoti (m)   | 0.11              | 2.83          | 619                                     | 1949              |
| 361       | sari (m)  | 0.11              | 3.52          | 508                                     | 1659              |
| 362       | cloth for shirt, pyjama, salwar etc.(m)                                 | 0.30              | 10.91         | 973                                     | 3146              |
| 363       | cloth for coat, trousers, overcoat etc. (m)                             | 0.06              | 4.18          | 580                                     | 1906              |
| 364       | chaddar, dupatta, shawl etc.(no.)                                       | 0.03              | 2.29          | 618                                     | 1963              |
| 365       | lungi (no.)   | 0.01              | 0.47          | 329                                     | 1064              |
| 366       | gamchha, towel, handkerchief (no.)                                      | 0.04              | 1.36          | 863                                     | 2816              |
| 367       | hosiery articles, stockings, under-garments etc.(no.)                   | 0.13              | 3.49          | 898                                     | 2915              |
| 368       | ready-made garments (no.)   | 0.02              | 1.79          | 390                                     | 1280              |
| 370       | headwear (no.)  | 0.01              | 0.64          | 239                                     | 741               |
| 371       | knitted garments, sweater, pullover, cardigan, muffler, scarf etc.(no.) | 0.01              | 1.57          | 326                                     | 1093              |
| 373       | clothing: others  | -                 | 2.82          | 416                                     | 1293              |
| 379       | clothing: s.t. (360-373)  | -                 | 36.01         | 993                                     | 3209              |
| 380       | bed sheet, bed cover (no.)  | 0.01              | 0.76          | 272                                     | 929               |
| 381       | rug, blanket (no.)  | -                 | 0.81          | 173                                     | 535               |
| 382       | pillow, quilt, mattress (no.)   | 0.01              | 1.01          | 150                                     | 517               |
| 389       | bedding etc.: s.t. (380-387)  | -                 | 2.98          | 438                                     | 1461              |
| 390       | leather boots, shoes (pair)   | 0.02              | 3.34          | 594                                     | 1984              |
| 391       | leather sandals, chappals etc. (pair)                                   | 0.01              | 0.83          | 278                                     | 960               |
| 392       | other leather footwear (pair)   | 0.01              | 1.44          | 363                                     | 1207              |
| 393       | rubber / PVC footwear (pair)  | 0.07              | 2.35          | 852                                     | 2792              |
| 394       | other footwear (pair)   | 0.01              | 0.61          | 284                                     | 886               |
| 399       | footwear: s.t. (390-394)  | -                 | 8.57          | 994                                     | 3211              |
| 400       | books, journals   | -                 | 2.14          | 460                                     | 1540              |
| 403       | stationery  | -                 | 1.50          | 507                                     | 1691              |
| 404       | tuition and other fees (school, college, etc.)                          | -                 | 2.55          | 411                                     | 1381              |
| 406       | other educational expenses  | -                 | 0.80          | 252                                     | 827               |
| 409       | education: s.t. (400-406)   | -                 | 7.40          | 576                                     | 1914              |
| 410       | medicine  | -                 | 4.02          | 149                                     | 492               |
| 419       | medical - institutional: s.t. (410-414)                                 | -                 | 5.57          | 154                                     | 509               |
| 420       | medicine  | -                 | 20.06         | 519                                     | 1708              |
| 422       | doctor's/surgeon's fee  | -                 | 0.70          | 53                                      | 204               |
| 429       | medical - non-institutional: s.t. (420-424)                             | -                 | 21.56         | 525                                     | 1731              |
| 431       | mela, fair, picnic  | -                 | 0.51          | 21                                      | 70                |
| 439       | entertainment : s.t. (430-437)  | -                 | 1.00          | 62                                      | 237               |
| 449       | goods for personal care and effects: s.t. (440-446)                     | -                 | 0.99          | 127                                     | 441               |
| 450       | toilet soap   | -                 | 3.43          | 765                                     | 2500              |
| 451       | toothbrush, toothpaste etc.   | -                 | 1.46          | 452                                     | 1594              |
| 452       | powder, snow, cream   | -                 | 0.74          | 184                                     | 643               |
| 453       | hair oil, lotion, shampoo, hair cream                                   | -                 | 2.05          | 728                                     | 2404              |
| 455       | shaving blades, shaving stick, razor                                    | -                 | 0.86          | 630                                     | 2086              |

\* Unless otherwise specified

(Contd.)

NSS Report No. 461: Consumption of Some Important Commodities in India, 1999-2000

**Table 4R: Monthly per capita quantity and value of consumption for non-food items for each State and UT**

| item code        | item   | quantity<br>(kg*) | value<br>(Rs) | no. of households<br>reporting consumption |                      |
|------------------|--|-------------------|---------------|--|----------------------|
|                  |  |                   |               | per 1000<br>households                     | sample<br>households |
|                  |  |                   |               | (5)  | (6)                  |
| (1)              | (2)  | (3)               | (4)           | (5)  | (6)                  |
| <b>Rajasthan</b> |  |                   |               |  |                      |
| 456              | shaving cream  | -                 | 0.29          | 144  | 551                  |
| 458              | other toilet articles  | -                 | 0.41          | 139  | 457                  |
| 459              | toilet articles: s.t. (450-458)                                | -                 | 9.34          | 958  | 3113                 |
| 460              | electric bulb, tubelight                                       | -                 | 0.64          | 200  | 707                  |
| 463              | earthenware  | -                 | 1.01          | 260  | 861                  |
| 467              | washing soap/soda  | -                 | 6.89          | 951  | 3083                 |
| 468              | other washing requisites                                       | -                 | 0.84          | 271  | 892                  |
| 470              | agarbati   | -                 | 1.42          | 784  | 2561                 |
| 473              | other petty articles   | -                 | 1.08          | 240  | 783                  |
| 479              | sundry articles: s.t. (460-473)                                | -                 | 12.67         | 992  | 3206                 |
| 482              | barber, beautician etc.  | -                 | 2.31          | 681  | 2218                 |
| 484              | tailor   | -                 | 4.34          | 178  | 632                  |
| 488              | telephone charges  | -                 | 0.71          | 39   | 178                  |
| 491              | grinding charges   | -                 | 7.92          | 938  | 3027                 |
| 492              | miscellaneous expenses   | -                 | 1.35          | 153  | 522                  |
| 493              | pet animals (incl. birds, fish)                                | -                 | 0.78          | 18   | 61                   |
| 499              | consumer services excluding conveyance: s.t. (480-494)         | -                 | 19.09         | 984  | 3183                 |
| 502              | bus/tram fare  | -                 | 11.49         | 735  | 2353                 |
| 508              | petrol   | -                 | 2.62          | 46   | 210                  |
| 519              | conveyance : s.t. (500-513)                                    | -                 | 15.69         | 779  | 2528                 |
| 540              | water charges  | -                 | 1.59          | 192  | 649                  |
| 549              | consumer taxes and cesses: s.t. (540-541)                      | -                 | 1.60          | 193  | 654                  |
| 550              | bedstead   | -                 | 0.54          | 101  | 331                  |
| 559              | furniture & fixtures: s.t. (550-557)                           | -                 | 0.71          | 116  | 386                  |
| 569              | goods for recreation: s.t.(560-568)                            | -                 | 0.67          | 84   | 293                  |
| 570              | gold ornaments   | -                 | 1.18          | 15   | 80                   |
| 571              | silver ornaments   | -                 | 1.23          | 43   | 147                  |
| 579              | jewellery and ornaments: s.t. (570-573)                        | -                 | 2.47          | 55   | 205                  |
| 580              | stainless steel utensils                                       | -                 | 0.59          | 167  | 582                  |
| 589              | crockery & utensils: s.t. (580-583)                            | -                 | 0.86          | 230  | 782                  |
| 610              | bicycle  | -                 | 0.86          | 262  | 840                  |
| 611              | motor cycle, scooter   | -                 | 2.04          | 49   | 207                  |
| 612              | motor car, jeep  | -                 | 0.51          | 3  | 24                   |
| 619              | personal transport equipment: s.t. (610-614)                   | -                 | 3.61          | 309  | 1051                 |
| 642              | residential building & land (cost of repairs only)             | -                 | 4.70          | 541  | 1683                 |
| 649              | residential building, land and other durables : s.t. (640-643) | -                 | 4.83          | 558  | 1747                 |
| 659              | durable goods : total<br>(559+569+579+589+609+619+629+639+649) | -                 | 13.58         | 758  | 2416                 |
| 999              | total non-food   | -                 | 222.00        | 1000                                       | 3229                 |
| <b>Sikkim</b>    |  |                   |               |  |                      |
| 311              | pan : finished (no.)   | 0.47              | 1.15          | 136  | 154                  |
| 312              | supari (gm)  | 2.64              | 0.44          | 132  | 137                  |
| 313              | lime (gm)  | 3.09              | 0.14          | 117  | 126                  |

\* Unless otherwise specified

(Contd.)

NSS Report No. 461: Consumption of Some Important Commodities in India, 1999-2000

**Table 4R: Monthly per capita quantity and value of consumption for non-food items for each State and UT**

| item code     | item  | quantity<br>(kg*) | value<br>(Rs) | Rural                                   |                   |
|---------------|---|-------------------|---------------|---|-------------------|
|               |   |                   |               | no. of households reporting consumption |                   |
|               |   |                   |               | per 1000 households                     | sample households |
| (1)           | (2)   | (3)               | (4)           | (5)                                     | (6)               |
| <b>Sikkim</b> |   |                   |               |   |                   |
| 319           | pan: s.t. (310-315)   | -                 | 2.10          | 312                                     | 356               |
| 320           | bidi (no.)  | 8.12              | 1.12          | 213                                     | 235               |
| 321           | cigarettes (no.)  | 1.95              | 2.59          | 116                                     | 160               |
| 326           | zarda, kimam, surti (gm)  | 5.80              | 0.74          | 191                                     | 202               |
| 327           | other tobacco products (gm)   | 23.45             | 4.94          | 80                                      | 96                |
| 329           | tobacco: s.t. (320-327)   | -                 | 9.53          | 516                                     | 595               |
| 333           | beer (litre)  | 0.09              | 2.33          | 101                                     | 132               |
| 334           | foreign liquor or refined liquor (litre)                                | 0.02              | 2.45          | 113                                     | 169               |
| 335           | other intoxicants   | -                 | 16.35         | 480                                     | 516               |
| 339           | intoxicants: s.t. (330-335)   | -                 | 21.42         | 602                                     | 682               |
| 341           | firewood and chips  | 33.32             | 24.45         | 729                                     | 820               |
| 342           | electricity (std. unit)   | 5.79              | 6.29          | 912                                     | 978               |
| 344           | kerosene - P.D.S. (litre)   | 0.97              | 3.88          | 767                                     | 821               |
| 345           | kerosene - other sources (litre)  | 0.44              | 2.63          | 209                                     | 226               |
| 346           | matches (box)   | 1.24              | 0.98          | 930                                     | 1004              |
| 348           | L.P.G.  | 0.39              | 4.16          | 108                                     | 138               |
| 351           | candle (no.)  | 0.16              | 0.36          | 193                                     | 230               |
| 359           | fuel and light: s.t. (340-353)  | -                 | 42.77         | 994                                     | 1050              |
| 361           | sari (m)  | 0.10              | 4.28          | 651                                     | 707               |
| 362           | cloth for shirt, pyjama, salwar etc.(m)                                 | 0.08              | 4.02          | 866                                     | 922               |
| 363           | cloth for coat, trousers, overcoat etc. (m)                             | 0.03              | 4.29          | 728                                     | 813               |
| 364           | chaddar, dupatta, shawl etc.(no.)                                       | 0.01              | 1.30          | 337                                     | 379               |
| 365           | lungi (no.)   | 0.01              | 0.85          | 489                                     | 558               |
| 366           | gamchha, towel, handkerchief (no.)                                      | 0.03              | 0.90          | 612                                     | 716               |
| 367           | hosiery articles, stockings, under-garments etc.(no.)                   | 0.10              | 2.95          | 968                                     | 1033              |
| 368           | ready-made garments (no.)   | 0.09              | 10.81         | 979                                     | 1029              |
| 371           | knitted garments, sweater, pullover, cardigan, muffler, scarf etc.(no.) | 0.02              | 4.34          | 623                                     | 692               |
| 373           | clothing: others  | -                 | 3.24          | 399                                     | 424               |
| 379           | clothing: s.t. (360-373)  | -                 | 39.25         | 998                                     | 1053              |
| 380           | bed sheet, bed cover (no.)  | 0.02              | 2.24          | 640                                     | 696               |
| 381           | rug, blanket (no.)  | -                 | 0.67          | 112                                     | 135               |
| 382           | pillow, quilt, mattress (no.)   | 0.01              | 1.12          | 218                                     | 241               |
| 389           | bedding etc.: s.t. (380-387)  | -                 | 4.41          | 708                                     | 773               |
| 390           | leather boots, shoes (pair)   | 0.02              | 6.47          | 714                                     | 759               |
| 391           | leather sandals, chappals etc. (pair)                                   | 0.01              | 2.38          | 568                                     | 651               |
| 393           | rubber / PVC footwear (pair)  | 0.05              | 2.51          | 842                                     | 942               |
| 394           | other footwear (pair)   | 0.01              | 0.32          | 186                                     | 186               |
| 399           | footwear: s.t. (390-394)  | -                 | 11.98         | 992                                     | 1047              |
| 400           | books, journals   | -                 | 2.89          | 384                                     | 411               |
| 403           | stationery  | -                 | 2.31          | 506                                     | 577               |
| 404           | tuition and other fees (school, college, etc.)                          | -                 | 4.40          | 198                                     | 243               |
| 405           | private tutor/coaching centre   | -                 | 0.65          | 20                                      | 26                |
| 406           | other educational expenses  | -                 | 2.00          | 223                                     | 246               |

\* Unless otherwise specified

(Contd.)

NSS Report No. 461: Consumption of Some Important Commodities in India, 1999-2000

**Table 4R: Monthly per capita quantity and value of consumption for non-food items for each State and UT**

| item code | item   | quantity<br>(kg*) | value<br>(Rs) | Rural                                      |                      |
|-----------|--|-------------------|---------------|--|----------------------|
|           |  |                   |               | no. of households<br>reporting consumption |                      |
|           |  |                   |               | per 1000<br>households                     | sample<br>households |
| (1)       | (2)  | (3)               | (4)           | (5)  | (6)                  |
|           | <b>Sikkim</b>  |                   |               |  |                      |
| 409       | education: s.t. (400-406)                              | -                 | 12.35         | 649  | 710                  |
| 420       | medicine   | -                 | 5.09          | 342  | 395                  |
| 429       | medical - non-institutional: s.t. (420-424)            | -                 | 5.23          | 342  | 395                  |
| 430       | cinema, theatre  | -                 | 1.50          | 113  | 87                   |
| 431       | mela, fair, picnic                                     | -                 | 0.78          | 26   | 32                   |
| 437       | other entertainment                                    | -                 | 2.55          | 103  | 81                   |
| 439       | entertainment : s.t. (430-437)                         | -                 | 5.37          | 202  | 196                  |
| 444       | umbrella, raincoat                                     | -                 | 1.39          | 53   | 51                   |
| 449       | goods for personal care and effects: s.t. (440-446)    | -                 | 2.26          | 154  | 170                  |
| 450       | toilet soap  | -                 | 3.31          | 949  | 1004                 |
| 451       | toothbrush, toothpaste etc.                            | -                 | 3.60          | 921  | 976                  |
| 452       | powder, snow, cream                                    | -                 | 0.48          | 157  | 197                  |
| 453       | hair oil, lotion, shampoo, hair cream                  | -                 | 1.96          | 603  | 649                  |
| 455       | shaving blades, shaving stick, razor                   | -                 | 0.75          | 466  | 487                  |
| 456       | shaving cream  | -                 | 0.36          | 101  | 80                   |
| 458       | other toilet articles                                  | -                 | 0.41          | 158  | 196                  |
| 459       | toilet articles: s.t. (450-458)                        | -                 | 11.15         | 980  | 1037                 |
| 460       | electric bulb, tubelight                               | -                 | 0.29          | 111  | 135                  |
| 467       | washing soap/soda                                      | -                 | 4.49          | 988  | 1041                 |
| 468       | other washing requisites                               | -                 | 0.72          | 242  | 271                  |
| 470       | agarbati   | -                 | 1.95          | 686  | 758                  |
| 473       | other petty articles                                   | -                 | 0.44          | 156  | 192                  |
| 479       | sundry articles: s.t. (460-473)                        | -                 | 8.78          | 995  | 1051                 |
| 480       | domestic servant/cook                                  | -                 | 1.69          | 28   | 53                   |
| 482       | barber, beautician etc.                                | -                 | 3.12          | 839  | 890                  |
| 484       | tailor   | -                 | 0.83          | 27   | 31                   |
| 487       | postage & telegram                                     | -                 | 0.55          | 301  | 329                  |
| 488       | telephone charges                                      | -                 | 3.33          | 77   | 92                   |
| 492       | miscellaneous expenses                                 | -                 | 1.28          | 203  | 254                  |
| 499       | consumer services excluding conveyance: s.t. (480-494) | -                 | 11.62         | 908  | 966                  |
| 502       | bus/tram fare  | -                 | 5.17          | 402  | 446                  |
| 503       | taxi, auto-rickshaw fare                               | -                 | 12.05         | 546  | 614                  |
| 519       | conveyance : s.t. (500-513)                            | -                 | 17.96         | 779  | 856                  |
| 520       | house rent, garage rent (actual)                       | -                 | 15.89         | 150  | 147                  |
| 521       | residential land rent                                  | -                 | 1.51          | 25   | 23                   |
| 529       | rent: s.t. (520-522)                                   | -                 | 17.45         | 176  | 174                  |
| 559       | furniture & fixtures: s.t. (550-557)                   | -                 | 0.61          | 54   | 76                   |
| 566       | gramophone record, audio/video cassette                | -                 | 0.56          | 194  | 270                  |
| 569       | goods for recreation: s.t.(560-568)                    | -                 | 0.70          | 207  | 282                  |
| 580       | stainless steel utensils                               | -                 | 0.65          | 198  | 228                  |
| 581       | other metal utensils                                   | -                 | 0.67          | 182  | 206                  |
| 583       | other crockery & utensils                              | -                 | 0.32          | 112  | 121                  |
| 589       | crockery & utensils: s.t. (580-583)                    | -                 | 1.67          | 405  | 454                  |
| 609       | cooking and household appliances: s.t. (590-600)       | -                 | 0.41          | 140  | 158                  |

\* Unless otherwise specified

(Contd.)

NSS Report No. 461: Consumption of Some Important Commodities in India, 1999-2000

**Table 4R: Monthly per capita quantity and value of consumption for non-food items for each State and UT**

| item code | item   | quantity<br>(kg*) | value<br>(Rs) | Rural                                   |                   |
|-----------|--|-------------------|---------------|---|-------------------|
|           |  |                   |               | no. of households reporting consumption |                   |
|           |  |                   |               | per 1000 households                     | sample households |
| (1)       | (2)  | (3)               | (4)           | (5)                                     | (6)               |
|           | <b>Sikkim</b>  |                   |               |   |                   |
| 642       | residential building & land (cost of repairs only)             | -                 | 1.84          | 140                                     | 178               |
| 649       | residential building, land and other durables : s.t. (640-643) | -                 | 1.97          | 176                                     | 217               |
| 659       | durable goods : total<br>(559+569+579+589+609+619+629+639+649) | -                 | 5.82          | 519                                     | 591               |
| 999       | total non-food   | -                 | 230.00        | 1000                                    | 1056              |
|           | <b>Tamil Nadu</b>  |                   |               |   |                   |
| 310       | pan : leaf (no.)   | 21.14             | 2.27          | 249                                     | 976               |
| 312       | supari (gm)  | 10.54             | 1.55          | 226                                     | 905               |
| 313       | lime (gm)  | 4.78              | 0.10          | 201                                     | 805               |
| 319       | pan: s.t. (310-315)  | -                 | 4.17          | 257                                     | 1017              |
| 320       | bidi (no.)   | 35.03             | 5.69          | 217                                     | 825               |
| 321       | cigarettes (no.)   | 2.32              | 2.33          | 63                                      | 291               |
| 322       | leaf tobacco   | 0.78              | 0.53          | 79                                      | 336               |
| 329       | tobacco: s.t. (320-327)  | -                 | 8.87          | 358                                     | 1457              |
| 332       | country liquor (litre)   | 0.27              | 2.06          | 65                                      | 233               |
| 334       | foreign liquor or refined liquor (litre)                       | 0.05              | 1.48          | 21                                      | 99                |
| 339       | intoxicants: s.t. (330-335)                                    | -                 | 4.19          | 101                                     | 383               |
| 341       | firewood and chips   | 18.62             | 18.57         | 891                                     | 3651              |
| 342       | electricity (std. unit)  | 7.98              | 6.29          | 707                                     | 3082              |
| 344       | kerosene - P.D.S. (litre)                                      | 0.77              | 2.73          | 853                                     | 3550              |
| 345       | kerosene - other sources (litre)                               | 0.28              | 3.02          | 255                                     | 1085              |
| 346       | matches (box)  | 1.47              | 0.74          | 959                                     | 4016              |
| 348       | L.P.G.   | 0.22              | 2.79          | 70                                      | 441               |
| 351       | candle (no.)   | 0.10              | 0.14          | 109                                     | 517               |
| 359       | fuel and light: s.t. (340-353)                                 | -                 | 34.66         | 998                                     | 4167              |
| 360       | dhoti (m)  | 0.09              | 2.65          | 710                                     | 3068              |
| 361       | sari (m)   | 0.21              | 8.17          | 929                                     | 3913              |
| 362       | cloth for shirt, pyjama, salwar etc.(m)                        | 0.10              | 4.83          | 836                                     | 3572              |
| 363       | cloth for coat, trousers, overcoat etc. (m)                    | 0.06              | 2.94          | 521                                     | 2279              |
| 365       | lungi (no.)  | 0.05              | 1.79          | 764                                     | 3255              |
| 366       | gamchha, towel, handkerchief (no.)                             | 0.04              | 0.76          | 617                                     | 2665              |
| 367       | hosiery articles, stockings, under-garments etc.(no.)          | 0.08              | 2.23          | 752                                     | 3205              |
| 368       | ready-made garments (no.)                                      | 0.04              | 4.08          | 628                                     | 2682              |
| 373       | clothing: others   | -                 | 0.89          | 251                                     | 971               |
| 379       | clothing: s.t. (360-373)                                       | -                 | 28.64         | 977                                     | 4098              |
| 380       | bed sheet, bed cover (no.)                                     | -                 | 0.50          | 101                                     | 534               |
| 385       | mats and matting (no.)   | -                 | 0.20          | 126                                     | 551               |
| 389       | bedding etc.: s.t. (380-387)                                   | -                 | 0.92          | 224                                     | 1037              |
| 391       | leather sandals, chappals etc. (pair)                          | 0.01              | 0.62          | 140                                     | 717               |
| 392       | other leather footwear (pair)                                  | 0.01              | 0.56          | 157                                     | 773               |
| 393       | rubber / PVC footwear (pair)                                   | 0.04              | 1.43          | 650                                     | 2728              |
| 394       | other footwear (pair)  | 0.01              | 0.31          | 149                                     | 657               |
| 399       | footwear: s.t. (390-394)                                       | -                 | 3.16          | 841                                     | 3574              |

\* Unless otherwise specified

(Contd.)

NSS Report No. 461: Consumption of Some Important Commodities in India, 1999-2000

**Table 4R: Monthly per capita quantity and value of consumption for non-food items for each State and UT**

| item code | item   | quantity<br>(kg*) | value<br>(Rs) | Rural                                      |                      |
|-----------|--|-------------------|---------------|--|----------------------|
|           |  |                   |               | no. of households<br>reporting consumption |                      |
|           |  |                   |               | per 1000<br>households                     | sample<br>households |
| (1)       | (2)  | (3)               | (4)           | (5)  | (6)                  |
|           | <b>Tamil Nadu</b>                                      |                   |               |  |                      |
| 400       | books, journals  | -                 | 2.05          | 329  | 1520                 |
| 403       | stationery   | -                 | 1.52          | 397  | 1744                 |
| 404       | tuition and other fees (school, college, etc.)         | -                 | 3.99          | 237  | 1107                 |
| 405       | private tutor/coaching centre                          | -                 | 0.66          | 36   | 195                  |
| 406       | other educational expenses                             | -                 | 0.87          | 200  | 871                  |
| 409       | education: s.t. (400-406)                              | -                 | 9.35          | 481  | 2131                 |
| 410       | medicine   | -                 | 3.09          | 136  | 634                  |
| 411       | X-ray, ECG, pathological test etc.                     | -                 | 0.55          | 39   | 201                  |
| 412       | doctor's/surgeon's fee                                 | -                 | 1.24          | 106  | 508                  |
| 413       | hospital & nursing home charges                        | -                 | 2.01          | 66   | 313                  |
| 414       | other medical expenses                                 | -                 | 0.91          | 48   | 240                  |
| 419       | medical - institutional: s.t. (410-414)                | -                 | 7.80          | 143  | 670                  |
| 420       | medicine   | -                 | 14.75         | 541  | 2382                 |
| 421       | X-ray, ECG, pathological test etc.                     | -                 | 0.87          | 17   | 79                   |
| 422       | doctor's/surgeon's fee                                 | -                 | 5.70          | 373  | 1633                 |
| 424       | other medical expenses                                 | -                 | 0.91          | 35   | 164                  |
| 429       | medical - non-institutional: s.t. (420-424)            | -                 | 22.18         | 548  | 2408                 |
| 430       | cinema, theatre  | -                 | 2.50          | 277  | 1085                 |
| 437       | other entertainment                                    | -                 | 2.05          | 112  | 618                  |
| 439       | entertainment : s.t. (430-437)                         | -                 | 4.82          | 372  | 1612                 |
| 449       | goods for personal care and effects: s.t. (440-446)    | -                 | 0.60          | 67   | 343                  |
| 450       | toilet soap  | -                 | 5.86          | 972  | 4060                 |
| 451       | toothbrush, toothpaste etc.                            | -                 | 2.46          | 751  | 3227                 |
| 452       | powder, snow, cream                                    | -                 | 1.32          | 359  | 1655                 |
| 453       | hair oil, lotion, shampoo, hair cream                  | -                 | 4.50          | 950  | 3982                 |
| 455       | shaving blades, shaving stick, razor                   | -                 | 0.68          | 398  | 1793                 |
| 458       | other toilet articles                                  | -                 | 0.84          | 298  | 1319                 |
| 459       | toilet articles: s.t. (450-458)                        | -                 | 15.92         | 994  | 4151                 |
| 467       | washing soap/soda                                      | -                 | 6.26          | 977  | 4076                 |
| 468       | other washing requisites                               | -                 | 1.21          | 429  | 1830                 |
| 470       | agarbati   | -                 | 1.19          | 646  | 2843                 |
| 471       | flower(fresh) : all purposes                           | -                 | 2.62          | 703  | 3042                 |
| 473       | other petty articles                                   | -                 | 1.16          | 437  | 1842                 |
| 479       | sundry articles: s.t. (460-473)                        | -                 | 13.50         | 994  | 4150                 |
| 482       | barber, beautician etc.                                | -                 | 4.29          | 796  | 3348                 |
| 483       | washerman, laundry, ironing                            | -                 | 1.36          | 244  | 1129                 |
| 484       | tailor   | -                 | 1.64          | 92   | 450                  |
| 487       | postage & telegram                                     | -                 | 0.27          | 133  | 646                  |
| 488       | telephone charges                                      | -                 | 1.26          | 41   | 330                  |
| 491       | grinding charges                                       | -                 | 1.07          | 411  | 1659                 |
| 492       | miscellaneous expenses                                 | -                 | 1.71          | 254  | 1079                 |
| 494       | other consumer services excluding conveyance           | -                 | 0.36          | 113  | 483                  |
| 499       | consumer services excluding conveyance: s.t. (480-494) | -                 | 13.01         | 926  | 3884                 |
| 502       | bus/tram fare  | -                 | 14.27         | 832  | 3508                 |

\* Unless otherwise specified

(Contd.)

NSS Report No. 461: Consumption of Some Important Commodities in India, 1999-2000

**Table 4R: Monthly per capita quantity and value of consumption for non-food items for each State and UT**

| item code         | item   | quantity<br>(kg*) | value<br>(Rs) | Rural                                   |                   |
|-------------------|--|-------------------|---------------|---|-------------------|
|                   |  |                   |               | no. of households reporting consumption |                   |
|                   |  |                   |               | per 1000 households                     | sample households |
| (1)               | (2)  | (3)               | (4)           | (5)                                     | (6)               |
| <b>Tamil Nadu</b> |  |                   |               |   |                   |
| 508               | petrol   | -                 | 3.64          | 61                                      | 436               |
| 519               | conveyance : s.t. (500-513)                                    | -                 | 19.72         | 870                                     | 3699              |
| 520               | house rent, garage rent (actual)                               | -                 | 6.68          | 90                                      | 331               |
| 529               | rent: s.t. (520-522)   | -                 | 7.18          | 113                                     | 427               |
| 541               | other consumer taxes & cesses                                  | -                 | 0.93          | 755                                     | 3195              |
| 549               | consumer taxes and cesses: s.t. (540-541)                      | -                 | 1.43          | 785                                     | 3302              |
| 562               | television   | -                 | 0.86          | 13                                      | 81                |
| 569               | goods for recreation: s.t.(560-568)                            | -                 | 1.07          | 36                                      | 181               |
| 570               | gold ornaments   | -                 | 2.25          | 16                                      | 99                |
| 579               | jewellery and ornaments: s.t. (570-573)                        | -                 | 2.42          | 23                                      | 127               |
| 580               | stainless steel utensils                                       | -                 | 0.53          | 116                                     | 502               |
| 589               | crockery & utensils: s.t. (580-583)                            | -                 | 0.84          | 199                                     | 798               |
| 610               | bicycle  | -                 | 1.09          | 257                                     | 1172              |
| 611               | motor cycle, scooter   | -                 | 2.48          | 52                                      | 374               |
| 619               | personal transport equipment: s.t. (610-614)                   | -                 | 3.80          | 289                                     | 1406              |
| 642               | residential building & land (cost of repairs only)             | -                 | 2.87          | 368                                     | 1518              |
| 649               | residential building, land and other durables : s.t. (640-643) | -                 | 2.96          | 377                                     | 1562              |
| 659               | durable goods : total<br>(559+569+579+589+609+619+629+639+649) | -                 | 11.94         | 637                                     | 2762              |
| 999               | total non-food   | -                 | 212.00        | 1000                                    | 4173              |
| <b>Tripura</b>    |  |                   |               |   |                   |
| 310               | pan : leaf (no.)   | 20.39             | 2.50          | 570                                     | 640               |
| 312               | supari (gm)  | 24.26             | 3.45          | 562                                     | 634               |
| 313               | lime (gm)  | 4.90              | 0.18          | 451                                     | 494               |
| 314               | katha (gm)   | 1.11              | 0.16          | 211                                     | 199               |
| 315               | other ingredients for pan (gm)                                 | 2.79              | 0.26          | 187                                     | 205               |
| 319               | pan: s.t. (310-315)  | -                 | 6.83          | 583                                     | 656               |
| 320               | bidi (no.)   | 79.29             | 11.35         | 798                                     | 800               |
| 321               | cigarettes (no.)   | 2.11              | 1.93          | 64                                      | 86                |
| 329               | tobacco: s.t. (320-327)  | -                 | 13.66         | 855                                     | 877               |
| 332               | country liquor (litre)   | 0.09              | 1.73          | 75                                      | 90                |
| 339               | intoxicants: s.t. (330-335)                                    | -                 | 1.77          | 77                                      | 93                |
| 341               | firewood and chips   | 29.98             | 24.09         | 941                                     | 962               |
| 342               | electricity (std. unit)  | 3.54              | 4.33          | 438                                     | 473               |
| 344               | kerosene - P.D.S. (litre)                                      | 0.73              | 2.76          | 946                                     | 978               |
| 345               | kerosene - other sources (litre)                               | 0.15              | 1.34          | 262                                     | 261               |
| 346               | matches (box)  | 1.97              | 1.05          | 939                                     | 971               |
| 348               | L.P.G.   | 0.16              | 1.87          | 46                                      | 55                |
| 351               | candle (no.)   | 0.25              | 0.31          | 309                                     | 259               |
| 359               | fuel and light: s.t. (340-353)                                 | -                 | 36.53         | 1000                                    | 1030              |
| 360               | dhoti (m)  | 0.05              | 1.12          | 379                                     | 351               |
| 361               | sari (m)   | 0.22              | 6.61          | 923                                     | 939               |
| 362               | cloth for shirt, pyjama, salwar etc.(m)                        | 0.07              | 3.62          | 814                                     | 837               |

\* Unless otherwise specified

(Contd.)

NSS Report No. 461: Consumption of Some Important Commodities in India, 1999-2000

**Table 4R: Monthly per capita quantity and value of consumption for non-food items for each State and UT**

| item code      | item  | quantity<br>(kg*) | value<br>(Rs) | Rural                                   |                   |
|----------------|---|-------------------|---------------|---|-------------------|
|                |   |                   |               | no. of households reporting consumption |                   |
|                |   |                   |               | per 1000 households                     | sample households |
| (1)            | (2)   | (3)               | (4)           | (5)                                     | (6)               |
| <b>Tripura</b> |   |                   |               |   |                   |
| 363            | cloth for coat, trousers, overcoat etc. (m)                             | 0.02              | 1.54          | 299                                     | 308               |
| 364            | chaddar, dupatta, shawl etc.(no.)                                       | 0.01              | 1.20          | 290                                     | 316               |
| 365            | lungi (no.)   | 0.04              | 2.15          | 904                                     | 922               |
| 366            | gamchha, towel, handkerchief (no.)                                      | 0.04              | 1.23          | 965                                     | 991               |
| 367            | hosiery articles, stockings, under-garments etc.(no.)                   | 0.05              | 2.43          | 788                                     | 805               |
| 368            | ready-made garments (no.)   | 0.10              | 6.51          | 957                                     | 991               |
| 371            | knitted garments, sweater, pullover, cardigan, muffler, scarf etc.(no.) | -                 | 0.45          | 127                                     | 160               |
| 373            | clothing: others  | -                 | 1.99          | 557                                     | 565               |
| 379            | clothing: s.t. (360-373)  | -                 | 29.02         | 1000                                    | 1031              |
| 380            | bed sheet, bed cover (no.)  | 0.01              | 1.45          | 515                                     | 561               |
| 384            | mosquito net (no.)  | -                 | 0.48          | 149                                     | 177               |
| 387            | bedding: others   | -                 | 0.19          | 131                                     | 115               |
| 389            | bedding etc.: s.t. (380-387)  | -                 | 2.61          | 602                                     | 671               |
| 391            | leather sandals, chappals etc. (pair)                                   | 0.01              | 1.39          | 318                                     | 375               |
| 392            | other leather footwear (pair)   | 0.01              | 0.85          | 270                                     | 265               |
| 393            | rubber / PVC footwear (pair)  | 0.03              | 1.30          | 746                                     | 764               |
| 394            | other footwear (pair)   | 0.02              | 0.71          | 406                                     | 412               |
| 399            | footwear: s.t. (390-394)  | -                 | 4.60          | 941                                     | 975               |
| 400            | books, journals   | -                 | 5.07          | 674                                     | 707               |
| 403            | stationery  | -                 | 1.41          | 625                                     | 626               |
| 404            | tuition and other fees (school, college, etc.)                          | -                 | 0.43          | 178                                     | 189               |
| 405            | private tutor/coaching centre   | -                 | 8.05          | 520                                     | 509               |
| 406            | other educational expenses  | -                 | 0.54          | 322                                     | 350               |
| 409            | education: s.t. (400-406)   | -                 | 15.60         | 689                                     | 724               |
| 410            | medicine  | -                 | 2.85          | 362                                     | 426               |
| 412            | doctor's/surgeon's fee  | -                 | 0.41          | 123                                     | 169               |
| 414            | other medical expenses  | -                 | 0.42          | 103                                     | 127               |
| 419            | medical - institutional: s.t. (410-414)                                 | -                 | 3.98          | 379                                     | 449               |
| 420            | medicine  | -                 | 13.20         | 666                                     | 637               |
| 422            | doctor's/surgeon's fee  | -                 | 1.30          | 113                                     | 131               |
| 424            | other medical expenses  | -                 | 1.20          | 178                                     | 163               |
| 429            | medical - non-institutional: s.t. (420-424)                             | -                 | 16.15         | 710                                     | 687               |
| 437            | other entertainment   | -                 | 0.54          | 51                                      | 47                |
| 439            | entertainment : s.t. (430-437)  | -                 | 0.96          | 91                                      | 92                |
| 442            | pen   | -                 | 0.70          | 247                                     | 210               |
| 444            | umbrella, raincoat  | -                 | 1.32          | 60                                      | 60                |
| 446            | other goods for personal care and effects                               | -                 | 0.74          | 163                                     | 142               |
| 449            | goods for personal care and effects: s.t. (440-446)                     | -                 | 3.69          | 369                                     | 330               |
| 450            | toilet soap   | -                 | 3.98          | 958                                     | 997               |
| 451            | toothbrush, toothpaste etc.   | -                 | 2.27          | 569                                     | 589               |
| 452            | powder, snow, cream   | -                 | 1.49          | 337                                     | 354               |
| 453            | hair oil, lotion, shampoo, hair cream                                   | -                 | 4.11          | 915                                     | 948               |
| 455            | shaving blades, shaving stick, razor                                    | -                 | 0.42          | 556                                     | 582               |

\* Unless otherwise specified

(Contd.)

NSS Report No. 461: Consumption of Some Important Commodities in India, 1999-2000



**Table 4R: Monthly per capita quantity and value of consumption for non-food items for each State and UT**

| item code            | item   | quantity<br>(kg*) | value<br>(Rs) | Rural                                      |                      |
|----------------------|--|-------------------|---------------|--|----------------------|
|                      |  |                   |               | no. of households<br>reporting consumption |                      |
|                      |  |                   |               | per 1000<br>households                     | sample<br>households |
| (1)                  | (2)  | (3)               | (4)           | (5)  | (6)                  |
| <b>Tripura</b>       |  |                   |               |  |                      |
| 458                  | other toilet articles  | -                 | 0.61          | 274  | 264                  |
| 459                  | toilet articles: s.t. (450-458)                                | -                 | 13.09         | 994  | 1026                 |
| 460                  | electric bulb, tubelight                                       | -                 | 0.49          | 172  | 203                  |
| 467                  | washing soap/soda  | -                 | 2.63          | 840  | 913                  |
| 468                  | other washing requisites                                       | -                 | 2.41          | 596  | 578                  |
| 470                  | agarbati   | -                 | 1.75          | 886  | 925                  |
| 473                  | other petty articles   | -                 | 0.26          | 164  | 145                  |
| 479                  | sundry articles: s.t. (460-473)                                | -                 | 7.98          | 992  | 1024                 |
| 482                  | barber, beautician etc.  | -                 | 2.84          | 911  | 934                  |
| 483                  | washerman, laundry, ironing                                    | -                 | 0.31          | 130  | 165                  |
| 484                  | tailor   | -                 | 1.84          | 294  | 284                  |
| 485                  | priest   | -                 | 0.37          | 164  | 141                  |
| 490                  | repair charges for non-durables                                | -                 | 0.21          | 115  | 109                  |
| 492                  | miscellaneous expenses   | -                 | 0.90          | 123  | 110                  |
| 493                  | pet animals (incl. birds, fish)                                | -                 | 0.55          | 93   | 76                   |
| 494                  | other consumer services excluding conveyance                   | -                 | 0.58          | 204  | 176                  |
| 499                  | consumer services excluding conveyance: s.t. (480-494)         | -                 | 8.25          | 956  | 979                  |
| 502                  | bus/tram fare  | -                 | 6.15          | 656  | 661                  |
| 503                  | taxi, auto-rickshaw fare                                       | -                 | 2.97          | 323  | 329                  |
| 505                  | rickshaw (hand drawn & cycle) fare                             | -                 | 0.68          | 115  | 176                  |
| 519                  | conveyance : s.t. (500-513)                                    | -                 | 10.32         | 837  | 833                  |
| 520                  | house rent, garage rent (actual)                               | -                 | 0.97          | 22   | 20                   |
| 529                  | rent: s.t. (520-522)   | -                 | 1.07          | 27   | 23                   |
| 559                  | furniture & fixtures: s.t. (550-557)                           | -                 | 0.80          | 40   | 52                   |
| 570                  | gold ornaments   | -                 | 1.00          | 29   | 49                   |
| 579                  | jewellery and ornaments: s.t. (570-573)                        | -                 | 1.23          | 73   | 102                  |
| 580                  | stainless steel utensils                                       | -                 | 0.27          | 108  | 171                  |
| 583                  | other crockery & utensils                                      | -                 | 0.23          | 154  | 150                  |
| 589                  | crockery & utensils: s.t. (580-583)                            | -                 | 0.64          | 278  | 331                  |
| 600                  | other cooking/household appliances                             | -                 | 0.54          | 41   | 60                   |
| 609                  | cooking and household appliances: s.t. (590-600)               | -                 | 0.79          | 60   | 90                   |
| 610                  | bicycle  | -                 | 0.57          | 124  | 113                  |
| 619                  | personal transport equipment: s.t. (610-614)                   | -                 | 0.73          | 140  | 133                  |
| 642                  | residential building & land (cost of repairs only)             | -                 | 2.93          | 188  | 238                  |
| 649                  | residential building, land and other durables : s.t. (640-643) | -                 | 3.19          | 205  | 259                  |
| 659                  | durable goods : total<br>(559+569+579+589+609+619+629+639+649) | -                 | 7.80          | 480  | 532                  |
| 999                  | total non-food   | -                 | 184.00        | 1000                                       | 1031                 |
| <b>Uttar Pradesh</b> |  |                   |               |  |                      |
| 311                  | pan : finished (no.)   | 1.20              | 1.30          | 118  | 1234                 |
| 313                  | lime (gm)  | 2.58              | 0.04          | 108  | 1026                 |
| 319                  | pan: s.t. (310-315)  | -                 | 2.28          | 250  | 2445                 |
| 320                  | bidi (no.)   | 46.52             | 5.36          | 475  | 4447                 |

\* Unless otherwise specified

(Contd.)

NSS Report No. 461: Consumption of Some Important Commodities in India, 1999-2000

**Table 4R: Monthly per capita quantity and value of consumption for non-food items for each State and UT**

| item code            | item  | quantity<br>(kg*) | value<br>(Rs) | Rural                                   |                   |
|----------------------|---|-------------------|---------------|---|-------------------|
|                      |   |                   |               | no. of households reporting consumption |                   |
|                      |   |                   |               | per 1000 households                     | sample households |
| (1)                  | (2)   | (3)               | (4)           | (5)                                     | (6)               |
| <b>Uttar Pradesh</b> |   |                   |               |   |                   |
| 322                  | leaf tobacco  | 0.82              | 0.88          | 223                                     | 2001              |
| 327                  | other tobacco products (gm)   | 3.22              | 0.50          | 50                                      | 507               |
| 329                  | tobacco: s.t. (320-327)   | -                 | 7.74          | 717                                     | 6723              |
| 332                  | country liquor (litre)  | 0.19              | 1.71          | 59                                      | 575               |
| 339                  | intoxicants: s.t. (330-335)   | -                 | 2.12          | 74                                      | 739               |
| 341                  | firewood and chips  | 13.68             | 13.09         | 867                                     | 8187              |
| 342                  | electricity (std. unit)   | 1.44              | 2.30          | 225                                     | 2525              |
| 343                  | dung cake   | -                 | 11.73         | 829                                     | 7781              |
| 344                  | kerosene - P.D.S. (litre)   | 0.48              | 2.05          | 789                                     | 7543              |
| 345                  | kerosene - other sources (litre)  | 0.21              | 1.94          | 400                                     | 3765              |
| 346                  | matches (box)   | 1.95              | 1.01          | 965                                     | 9107              |
| 348                  | L.P.G.  | 0.10              | 1.17          | 46                                      | 589               |
| 353                  | other fuel  | -                 | 0.87          | 85                                      | 762               |
| 359                  | fuel and light: s.t. (340-353)  | -                 | 34.45         | 998                                     | 9419              |
| 360                  | dhoti (m)   | 0.06              | 1.15          | 371                                     | 3631              |
| 361                  | sari (m)  | 0.20              | 6.03          | 790                                     | 7457              |
| 362                  | cloth for shirt, pyjama, salwar etc.(m)                                   | 0.25              | 8.34          | 936                                     | 8836              |
| 363                  | cloth for coat, trousers, overcoat etc. (m)                               | 0.04              | 3.29          | 527                                     | 5137              |
| 364                  | chaddar, dupatta, shawl etc.(no.)   | 0.02              | 1.11          | 432                                     | 4341              |
| 365                  | lungi (no.)   | 0.02              | 1.05          | 657                                     | 6260              |
| 366                  | gamchha, towel, handkerchief (no.)  | 0.03              | 0.99          | 840                                     | 7958              |
| 367                  | hosiery articles, stockings, under-garments etc.(no.)                     | 0.12              | 2.75          | 890                                     | 8425              |
| 368                  | ready-made garments (no.)   | 0.04              | 2.92          | 616                                     | 6008              |
| 371                  | knitted garments, swea- ter, pullover, cardigan, muffler, scarf etc.(no.) | 0.04              | 2.08          | 428                                     | 4319              |
| 372                  | knitting wool, cotton yarn (gm)   | 0.83              | 0.24          | 130                                     | 1357              |
| 373                  | clothing: others  | -                 | 1.36          | 159                                     | 1519              |
| 379                  | clothing: s.t. (360-373)  | -                 | 31.43         | 996                                     | 9395              |
| 380                  | bed sheet, bed cover (no.)  | 0.01              | 0.74          | 306                                     | 3159              |
| 381                  | rug, blanket (no.)  | -                 | 0.67          | 130                                     | 1305              |
| 382                  | pillow, quilt, mattress (no.)   | 0.01              | 1.72          | 238                                     | 2540              |
| 389                  | bedding etc.: s.t. (380-387)  | -                 | 3.51          | 548                                     | 5491              |
| 390                  | leather boots, shoes (pair)   | 0.01              | 1.60          | 337                                     | 3586              |
| 391                  | leather sandals, chappals etc. (pair)                                     | 0.01              | 0.85          | 337                                     | 3547              |
| 392                  | other leather footwear (pair)   | -                 | 0.35          | 132                                     | 1296              |
| 393                  | rubber / PVC footwear (pair)  | 0.06              | 2.07          | 856                                     | 8107              |
| 394                  | other footwear (pair)   | 0.01              | 0.65          | 301                                     | 2942              |
| 399                  | footwear: s.t. (390-394)  | -                 | 5.53          | 977                                     | 9246              |
| 400                  | books, journals   | -                 | 3.48          | 572                                     | 5727              |
| 403                  | stationery  | -                 | 1.93          | 529                                     | 5283              |
| 404                  | tuition and other fees (school, college, etc.)                            | -                 | 3.58          | 511                                     | 5132              |
| 405                  | private tutor/coaching centre   | -                 | 0.76          | 46                                      | 575               |
| 406                  | other educational expenses  | -                 | 0.63          | 246                                     | 2527              |
| 409                  | education: s.t. (400-406)   | -                 | 10.46         | 591                                     | 5891              |

\* Unless otherwise specified

(Contd.)

NSS Report No. 461: Consumption of Some Important Commodities in India, 1999-2000

**Table 4R: Monthly per capita quantity and value of consumption for non-food items for each State and UT**

| item code            | item   | quantity<br>(kg*) | value<br>(Rs) | Rural                                      |                      |
|----------------------|--|-------------------|---------------|--|----------------------|
|                      |  |                   |               | no. of households<br>reporting consumption |                      |
|                      |  |                   |               | per 1000<br>households                     | sample<br>households |
| (1)                  | (2)  | (3)               | (4)           | (5)  | (6)                  |
| <b>Uttar Pradesh</b> |  |                   |               |  |                      |
| 410                  | medicine   | -                 | 3.94          | 126  | 1278                 |
| 413                  | hospital & nursing home charges                        | -                 | 0.56          | 22   | 259                  |
| 414                  | other medical expenses                                 | -                 | 0.50          | 28   | 333                  |
| 419                  | medical - institutional: s.t. (410-414)                | -                 | 5.73          | 137  | 1407                 |
| 420                  | medicine   | -                 | 29.22         | 769  | 7311                 |
| 421                  | X-ray, ECG, pathological test etc.                     | -                 | 1.14          | 13   | 132                  |
| 422                  | doctor's/surgeon's fee                                 | -                 | 1.01          | 70   | 716                  |
| 424                  | other medical expenses                                 | -                 | 1.55          | 38   | 371                  |
| 429                  | medical - non-institutional: s.t. (420-424)            | -                 | 32.96         | 792  | 7534                 |
| 431                  | mela, fair, picnic                                     | -                 | 0.82          | 51   | 539                  |
| 439                  | entertainment : s.t. (430-437)                         | -                 | 1.43          | 112  | 1158                 |
| 449                  | goods for personal care and effects: s.t. (440-446)    | -                 | 1.47          | 193  | 2081                 |
| 450                  | toilet soap  | -                 | 3.47          | 935  | 8883                 |
| 451                  | toothbrush, toothpaste etc.                            | -                 | 1.57          | 534  | 5393                 |
| 452                  | powder, snow, cream                                    | -                 | 1.14          | 302  | 3135                 |
| 453                  | hair oil, lotion, shampoo, hair cream                  | -                 | 2.37          | 814  | 7777                 |
| 455                  | shaving blades, shaving stick, razor                   | -                 | 0.40          | 367  | 3630                 |
| 458                  | other toilet articles                                  | -                 | 0.61          | 209  | 2086                 |
| 459                  | toilet articles: s.t. (450-458)                        | -                 | 9.80          | 984  | 9297                 |
| 460                  | electric bulb, tubelight                               | -                 | 0.35          | 121  | 1449                 |
| 463                  | earthenware  | -                 | 0.35          | 107  | 1001                 |
| 467                  | washing soap/soda                                      | -                 | 5.20          | 959  | 9044                 |
| 468                  | other washing requisites                               | -                 | 0.77          | 319  | 3131                 |
| 470                  | agarbati   | -                 | 0.68          | 499  | 4990                 |
| 473                  | other petty articles                                   | -                 | 0.77          | 221  | 2139                 |
| 479                  | sundry articles: s.t. (460-473)                        | -                 | 8.83          | 993  | 9377                 |
| 482                  | barber, beautician etc.                                | -                 | 2.26          | 802  | 7613                 |
| 483                  | washerman, laundry, ironing                            | -                 | 0.41          | 119  | 1293                 |
| 484                  | tailor   | -                 | 2.72          | 134  | 1419                 |
| 487                  | postage & telegram                                     | -                 | 0.18          | 114  | 1245                 |
| 491                  | grinding charges                                       | -                 | 3.86          | 875  | 8317                 |
| 492                  | miscellaneous expenses                                 | -                 | 2.52          | 424  | 3976                 |
| 493                  | pet animals (incl. birds, fish)                        | -                 | 1.00          | 25   | 247                  |
| 494                  | other consumer services excluding conveyance           | -                 | 0.73          | 173  | 1666                 |
| 499                  | consumer services excluding conveyance: s.t. (480-494) | -                 | 15.48         | 988  | 9331                 |
| 501                  | railway fare   | -                 | 0.67          | 29   | 285                  |
| 502                  | bus/tram fare  | -                 | 5.11          | 400  | 3974                 |
| 503                  | taxi, auto-rickshaw fare                               | -                 | 1.53          | 172  | 1714                 |
| 508                  | petrol   | -                 | 2.08          | 34   | 588                  |
| 519                  | conveyance : s.t. (500-513)                            | -                 | 10.74         | 571  | 5705                 |
| 520                  | house rent, garage rent (actual)                       | -                 | 0.60          | 11   | 90                   |
| 529                  | rent: s.t. (520-522)                                   | -                 | 0.67          | 12   | 98                   |
| 550                  | bedstead   | -                 | 0.63          | 174  | 1797                 |
| 559                  | furniture & fixtures: s.t. (550-557)                   | -                 | 0.82          | 189  | 1956                 |

\* Unless otherwise specified

(Contd.)

NSS Report No. 461: Consumption of Some Important Commodities in India, 1999-2000

**Table 4R: Monthly per capita quantity and value of consumption for non-food items for each State and UT**

| item code            | item   | quantity<br>(kg*) | value<br>(Rs) | no. of households<br>reporting consumption |                      |
|----------------------|--|-------------------|---------------|--|----------------------|
|                      |  |                   |               | per 1000<br>households                     | sample<br>households |
|                      |  |                   |               | (5)  | (6)                  |
| (1)                  | (2)  | (3)               | (4)           | (5)  | (6)                  |
| <b>Rural</b>         |  |                   |               |  |                      |
| <b>Uttar Pradesh</b> |  |                   |               |  |                      |
| 570                  | gold ornaments   | -                 | 1.50          | 30   | 341                  |
| 571                  | silver ornaments   | -                 | 0.91          | 76   | 849                  |
| 579                  | jewellery and ornaments: s.t. (570-573)                        | -                 | 2.47          | 124  | 1322                 |
| 580                  | stainless steel utensils                                       | -                 | 0.73          | 362  | 3496                 |
| 581                  | other metal utensils   | -                 | 0.26          | 116  | 1125                 |
| 589                  | crockery & utensils: s.t. (580-583)                            | -                 | 1.05          | 453  | 4367                 |
| 609                  | cooking and household appliances: s.t. (590-600)               | -                 | 0.33          | 102  | 1114                 |
| 610                  | bicycle  | -                 | 1.42          | 592  | 5726                 |
| 611                  | motor cycle, scooter   | -                 | 0.82          | 37   | 601                  |
| 612                  | motor car, jeep  | -                 | 0.71          | 4  | 73                   |
| 613                  | tyres & tubes  | 0.01              | 0.45          | 218  | 2198                 |
| 619                  | personal transport equipment: s.t. (610-614)                   | -                 | 3.46          | 611  | 5966                 |
| 642                  | residential building & land (cost of repairs only)             | -                 | 5.06          | 418  | 4004                 |
| 649                  | residential building, land and other durables : s.t. (640-643) | -                 | 5.26          | 434  | 4185                 |
| 659                  | durable goods : total<br>(559+569+579+589+609+619+629+639+649) | -                 | 13.98         | 856  | 8142                 |
| 999                  | total non-food   | -                 | 199.00        | 1000                                       | 9432                 |
| <b>West Bengal</b>   |  |                   |               |  |                      |
| 310                  | pan : leaf (no.)   | 3.32              | 0.56          | 115  | 588                  |
| 311                  | pan : finished (no.)   | 1.21              | 1.00          | 119  | 573                  |
| 312                  | supari (gm)  | 3.35              | 0.55          | 94   | 478                  |
| 319                  | pan: s.t. (310-315)  | -                 | 2.33          | 232  | 1138                 |
| 320                  | bidi (no.)   | 61.61             | 6.24          | 631  | 2751                 |
| 321                  | cigarettes (no.)   | 0.66              | 0.65          | 49   | 339                  |
| 329                  | tobacco: s.t. (320-327)  | -                 | 7.30          | 708  | 3159                 |
| 332                  | country liquor (litre)   | 0.06              | 0.72          | 44   | 239                  |
| 339                  | intoxicants: s.t. (330-335)                                    | -                 | 1.20          | 69   | 356                  |
| 340                  | coke   | 0.50              | 0.80          | 40   | 199                  |
| 341                  | firewood and chips   | 17.50             | 18.28         | 843  | 3762                 |
| 342                  | electricity (std. unit)  | 1.99              | 2.92          | 198  | 1148                 |
| 343                  | dung cake  | -                 | 4.75          | 630  | 2751                 |
| 344                  | kerosene - P.D.S. (litre)                                      | 0.63              | 2.57          | 907  | 4110                 |
| 345                  | kerosene - other sources (litre)                               | 0.28              | 3.03          | 522  | 2280                 |
| 346                  | matches (box)  | 1.21              | 0.65          | 947  | 4300                 |
| 347                  | coal   | 0.39              | 0.74          | 31   | 184                  |
| 348                  | L.P.G.   | 0.04              | 0.63          | 16   | 174                  |
| 353                  | other fuel   | -                 | 1.43          | 150  | 688                  |
| 359                  | fuel and light: s.t. (340-353)                                 | -                 | 35.94         | 999  | 4545                 |
| 360                  | dhoti (m)  | 0.05              | 0.81          | 273  | 1403                 |
| 361                  | sari (m)   | 0.29              | 7.37          | 967  | 4402                 |
| 362                  | cloth for shirt, pyjama, salwar etc.(m)                        | 0.07              | 2.95          | 659  | 3032                 |
| 363                  | cloth for coat, trousers, overcoat etc. (m)                    | 0.03              | 2.31          | 448  | 2043                 |
| 364                  | chaddar, dupatta, shawl etc.(no.)                              | 0.01              | 0.74          | 255  | 1204                 |

\* Unless otherwise specified

(Contd.)

NSS Report No. 461: Consumption of Some Important Commodities in India, 1999-2000

**Table 4R: Monthly per capita quantity and value of consumption for non-food items for each State and UT**

| item code | item  | quantity<br>(kg*) | value<br>(Rs) | Rural                                      |                      |
|-----------|---|-------------------|---------------|--|----------------------|
|           |   |                   |               | no. of households<br>reporting consumption |                      |
|           |   |                   |               | per 1000<br>households                     | sample<br>households |
| (1)       | (2)   | (3)               | (4)           | (5)  | (6)                  |
|           | <b>West Bengal</b>  |                   |               |  |                      |
| 365       | lungi (no.)   | 0.05              | 2.49          | 929  | 4223                 |
| 366       | gamchha, towel, handkerchief (no.)                                      | 0.05              | 1.23          | 961  | 4397                 |
| 367       | hosiery articles, stockings, under-garments etc.(no.)                   | 0.10              | 2.70          | 899  | 4123                 |
| 368       | ready-made garments (no.)   | 0.10              | 6.27          | 934  | 4288                 |
| 371       | knitted garments, sweater, pullover, cardigan, muffler, scarf etc.(no.) | 0.01              | 0.92          | 262  | 1184                 |
| 373       | clothing: others  | -                 | 0.69          | 161  | 807                  |
| 379       | clothing: s.t. (360-373)  | -                 | 28.66         | 999  | 4543                 |
| 380       | bed sheet, bed cover (no.)  | 0.01              | 0.82          | 335  | 1562                 |
| 384       | mosquito net (no.)  | -                 | 0.29          | 149  | 763                  |
| 385       | mats and matting (no.)  | -                 | 0.12          | 100  | 458                  |
| 389       | bedding etc.: s.t. (380-387)  | -                 | 1.64          | 482  | 2269                 |
| 391       | leather sandals, chappals etc. (pair)                                   | 0.01              | 4.41          | 343  | 1670                 |
| 393       | rubber / PVC footwear (pair)  | 0.04              | 1.33          | 802  | 3598                 |
| 394       | other footwear (pair)   | 0.01              | 0.33          | 207  | 953                  |
| 399       | footwear: s.t. (390-394)  | -                 | 6.66          | 941  | 4303                 |
| 400       | books, journals   | -                 | 2.82          | 442  | 2210                 |
| 403       | stationery  | -                 | 0.98          | 408  | 1961                 |
| 404       | tuition and other fees (school, college, etc.)                          | -                 | 0.92          | 187  | 1030                 |
| 405       | private tutor/coaching centre   | -                 | 5.27          | 281  | 1477                 |
| 406       | other educational expenses  | -                 | 0.40          | 217  | 1146                 |
| 409       | education: s.t. (400-406)   | -                 | 10.57         | 540  | 2647                 |
| 410       | medicine  | -                 | 2.15          | 173  | 792                  |
| 413       | hospital & nursing home charges   | -                 | 0.69          | 23   | 128                  |
| 419       | medical - institutional: s.t. (410-414)                                 | -                 | 3.72          | 183  | 845                  |
| 420       | medicine  | -                 | 12.57         | 623  | 2870                 |
| 421       | X-ray, ECG, pathological test etc.                                      | -                 | 0.52          | 8  | 54                   |
| 422       | doctor's/surgeon's fee  | -                 | 1.95          | 244  | 1120                 |
| 424       | other medical expenses  | -                 | 1.53          | 68   | 389                  |
| 429       | medical - non-institutional: s.t. (420-424)                             | -                 | 16.63         | 675  | 3161                 |
| 430       | cinema, theatre   | -                 | 0.97          | 150  | 695                  |
| 431       | mela, fair, picnic  | -                 | 0.63          | 63   | 308                  |
| 439       | entertainment : s.t. (430-437)  | -                 | 2.00          | 230  | 1105                 |
| 449       | goods for personal care and effects: s.t. (440-446)                     | -                 | 1.03          | 190  | 941                  |
| 450       | toilet soap   | -                 | 3.50          | 954  | 4378                 |
| 451       | toothbrush, toothpaste etc.   | -                 | 1.86          | 648  | 3119                 |
| 452       | powder, snow, cream   | -                 | 0.88          | 282  | 1449                 |
| 453       | hair oil, lotion, shampoo, hair cream                                   | -                 | 2.76          | 884  | 4050                 |
| 455       | shaving blades, shaving stick, razor                                    | -                 | 0.30          | 267  | 1421                 |
| 458       | other toilet articles   | -                 | 0.41          | 171  | 861                  |
| 459       | toilet articles: s.t. (450-458)   | -                 | 9.92          | 987  | 4498                 |
| 467       | washing soap/soda   | -                 | 3.58          | 947  | 4334                 |
| 468       | other washing requisites  | -                 | 0.67          | 287  | 1458                 |
| 470       | agarbati  | -                 | 0.76          | 583  | 2864                 |

\* Unless otherwise specified

(Contd.)

NSS Report No. 461: Consumption of Some Important Commodities in India, 1999-2000

**Table 4R: Monthly per capita quantity and value of consumption for non-food items for each State and UT**

| item code | item   | quantity<br>(kg*) | value<br>(Rs) | Rural                                      |                      |
|-----------|--|-------------------|---------------|--|----------------------|
|           |  |                   |               | no. of households<br>reporting consumption |                      |
|           |  |                   |               | per 1000<br>households                     | sample<br>households |
| (1)       | (2)  | (3)               | (4)           | (5)  | (6)                  |
|           | <b>West Bengal</b>   |                   |               |  |                      |
| 473       | other petty articles   | -                 | 0.32          | 129  | 674                  |
| 479       | sundry articles: s.t. (460-473)                                | -                 | 6.36          | 980  | 4468                 |
| 482       | barber, beautician etc.  | -                 | 2.13          | 853  | 3886                 |
| 484       | tailor   | -                 | 0.85          | 71   | 369                  |
| 491       | grinding charges   | -                 | 0.53          | 197  | 810                  |
| 492       | miscellaneous expenses   | -                 | 1.96          | 277  | 1356                 |
| 493       | pet animals (incl. birds, fish)                                | -                 | 0.87          | 42   | 230                  |
| 499       | consumer services excluding conveyance: s.t. (480-494)         | -                 | 7.80          | 926  | 4229                 |
| 501       | railway fare   | -                 | 1.09          | 96   | 536                  |
| 502       | bus/tram fare  | -                 | 4.72          | 579  | 2688                 |
| 505       | rickshaw (hand drawn & cycle) fare                             | -                 | 0.77          | 160  | 828                  |
| 519       | conveyance : s.t. (500-513)                                    | -                 | 7.41          | 663  | 3102                 |
| 541       | other consumer taxes & cesses                                  | -                 | 0.08          | 190  | 779                  |
| 549       | consumer taxes and cesses: s.t. (540-541)                      | -                 | 0.08          | 193  | 792                  |
| 579       | jewellery and ornaments: s.t. (570-573)                        | -                 | 0.54          | 30   | 172                  |
| 580       | stainless steel utensils                                       | -                 | 0.32          | 192  | 903                  |
| 581       | other metal utensils   | -                 | 0.19          | 114  | 496                  |
| 589       | crockery & utensils: s.t. (580-583)                            | -                 | 0.61          | 301  | 1358                 |
| 610       | bicycle  | -                 | 1.01          | 372  | 1724                 |
| 613       | tyres & tubes  | -                 | 0.32          | 174  | 797                  |
| 619       | personal transport equipment: s.t. (610-614)                   | -                 | 1.56          | 441  | 2056                 |
| 642       | residential building & land (cost of repairs only)             | -                 | 1.91          | 167  | 739                  |
| 649       | residential building, land and other durables : s.t. (640-643) | -                 | 1.96          | 177  | 801                  |
| 659       | durable goods : total<br>(559+569+579+589+609+619+629+639+649) | -                 | 5.63          | 662  | 3010                 |
| 999       | total non-food   | -                 | 155.00        | 1000                                       | 4550                 |
|           | <b>A. &amp; N. Islands</b>                                     |                   |               |  |                      |
| 310       | pan : leaf (no.)   | 21.47             | 2.59          | 346  | 128                  |
| 311       | pan : finished (no.)   | 7.27              | 11.30         | 458  | 152                  |
| 312       | supari (gm)  | 37.88             | 3.17          | 330  | 125                  |
| 313       | lime (gm)  | 6.78              | 0.32          | 336  | 125                  |
| 319       | pan: s.t. (310-315)  | -                 | 17.42         | 711  | 211                  |
| 320       | bidi (no.)   | 13.73             | 2.57          | 263  | 88                   |
| 321       | cigarettes (no.)   | 0.84              | 1.11          | 46   | 22                   |
| 322       | leaf tobacco   | 1.87              | 1.04          | 329  | 104                  |
| 326       | zarda, kimam, surti (gm)                                       | 2.34              | 1.07          | 137  | 60                   |
| 329       | tobacco: s.t. (320-327)  | -                 | 5.84          | 569  | 181                  |
| 331       | toddy (litre)  | 0.18              | 4.14          | 53   | 58                   |
| 332       | country liquor (litre)   | 0.10              | 2.61          | 150  | 32                   |
| 333       | beer (litre)   | 0.03              | 0.62          | 50   | 8                    |
| 334       | foreign liquor or refined liquor (litre)                       | 0.05              | 6.67          | 205  | 44                   |
| 339       | intoxicants: s.t. (330-335)                                    | -                 | 14.06         | 397  | 130                  |
| 341       | firewood and chips   | 30.70             | 12.49         | 693  | 198                  |

\* Unless otherwise specified

(Contd.)

NSS Report No. 461: Consumption of Some Important Commodities in India, 1999-2000

**Table 4R: Monthly per capita quantity and value of consumption for non-food items for each State and UT**

| item code                  | item  | quantity<br>(kg*) | value<br>(Rs) | Rural                                   |                   |
|----------------------------|---|-------------------|---------------|---|-------------------|
|                            |   |                   |               | no. of households reporting consumption |                   |
|                            |   |                   |               | per 1000 households                     | sample households |
| (1)                        | (2)   | (3)               | (4)           | (5)                                     | (6)               |
| <b>A. &amp; N. Islands</b> |   |                   |               |   |                   |
| 342                        | electricity (std. unit)                               | 9.99              | 11.20         | 631                                     | 185               |
| 344                        | kerosene - P.D.S. (litre)                             | 1.32              | 6.23          | 757                                     | 210               |
| 345                        | kerosene - other sources (litre)                      | 0.64              | 4.87          | 364                                     | 72                |
| 346                        | matches (box)   | 1.45              | 1.45          | 973                                     | 268               |
| 348                        | L.P.G.  | 0.27              | 4.10          | 90                                      | 28                |
| 351                        | candle (no.)  | 0.40              | 0.74          | 285                                     | 94                |
| 353                        | other fuel  | -                 | 0.80          | 75                                      | 21                |
| 359                        | fuel and light: s.t. (340-353)                        | -                 | 42.06         | 989                                     | 272               |
| 360                        | dhoti (m)   | 0.02              | 0.96          | 193                                     | 40                |
| 361                        | sari (m)  | 0.19              | 8.29          | 809                                     | 170               |
| 362                        | cloth for shirt, pyjama, salwar etc.(m)               | 0.12              | 7.85          | 962                                     | 264               |
| 363                        | cloth for coat, trousers, overcoat etc. (m)           | 0.06              | 8.20          | 815                                     | 234               |
| 364                        | chaddar, dupatta, shawl etc.(no.)                     | -                 | 0.37          | 105                                     | 28                |
| 365                        | lungi (no.)   | 0.04              | 2.96          | 850                                     | 242               |
| 366                        | gamchha, towel, handkerchief (no.)                    | 0.06              | 1.59          | 898                                     | 246               |
| 367                        | hosiery articles, stockings, under-garments etc.(no.) | 0.12              | 4.01          | 919                                     | 262               |
| 368                        | ready-made garments (no.)                             | 0.06              | 10.18         | 807                                     | 236               |
| 379                        | clothing: s.t. (360-373)                              | -                 | 44.56         | 989                                     | 272               |
| 380                        | bed sheet, bed cover (no.)                            | 0.01              | 1.01          | 257                                     | 78                |
| 389                        | bedding etc.: s.t. (380-387)                          | -                 | 1.37          | 330                                     | 95                |
| 390                        | leather boots, shoes (pair)                           | -                 | 1.48          | 186                                     | 56                |
| 391                        | leather sandals, chappals etc. (pair)                 | 0.01              | 2.38          | 432                                     | 119               |
| 392                        | other leather footwear (pair)                         | 0.01              | 1.34          | 200                                     | 54                |
| 393                        | rubber / PVC footwear (pair)                          | 0.07              | 4.28          | 879                                     | 245               |
| 394                        | other footwear (pair)                                 | 0.01              | 1.35          | 284                                     | 68                |
| 399                        | footwear: s.t. (390-394)                              | -                 | 10.83         | 996                                     | 271               |
| 400                        | books, journals                                       | -                 | 3.25          | 408                                     | 110               |
| 403                        | stationery  | -                 | 3.50          | 599                                     | 175               |
| 404                        | tuition and other fees (school, college, etc.)        | -                 | 1.64          | 200                                     | 37                |
| 405                        | private tutor/coaching centre                         | -                 | 2.05          | 85                                      | 23                |
| 406                        | other educational expenses                            | -                 | 0.69          | 251                                     | 51                |
| 409                        | education: s.t. (400-406)                             | -                 | 11.17         | 626                                     | 184               |
| 410                        | medicine  | -                 | 0.73          | 82                                      | 17                |
| 419                        | medical - institutional: s.t. (410-414)               | -                 | 1.16          | 110                                     | 23                |
| 420                        | medicine  | -                 | 3.52          | 145                                     | 33                |
| 429                        | medical - non-institutional: s.t. (420-424)           | -                 | 3.97          | 152                                     | 35                |
| 437                        | other entertainment                                   | -                 | 1.93          | 73                                      | 24                |
| 439                        | entertainment : s.t. (430-437)                        | -                 | 2.62          | 93                                      | 31                |
| 442                        | pen   | -                 | 0.50          | 103                                     | 30                |
| 444                        | umbrella, raincoat                                    | -                 | 1.11          | 36                                      | 11                |
| 449                        | goods for personal care and effects: s.t. (440-446)   | -                 | 2.17          | 183                                     | 48                |
| 450                        | toilet soap   | -                 | 7.44          | 967                                     | 267               |
| 451                        | toothbrush, toothpaste etc.                           | -                 | 4.66          | 921                                     | 256               |
| 452                        | powder, snow, cream                                   | -                 | 3.28          | 588                                     | 147               |

\* Unless otherwise specified

(Contd.)

NSS Report No. 461: Consumption of Some Important Commodities in India, 1999-2000

**Table 4R: Monthly per capita quantity and value of consumption for non-food items for each State and UT**

| item code                  | item  | quantity<br>(kg*) | value<br>(Rs) | Rural                                      |                      |
|----------------------------|---|-------------------|---------------|--|----------------------|
|                            |   |                   |               | no. of households<br>reporting consumption |                      |
|                            |   |                   |               | per 1000<br>households                     | sample<br>households |
| (1)                        | (2)   | (3)               | (4)           | (5)  | (6)                  |
| <b>A. &amp; N. Islands</b> |   |                   |               |  |                      |
| 453                        | hair oil, lotion, shampoo, hair cream                     | -                 | 4.09          | 886  | 213                  |
| 455                        | shaving blades, shaving stick, razor                      | -                 | 1.80          | 896  | 245                  |
| 456                        | shaving cream   | -                 | 0.34          | 149  | 43                   |
| 458                        | other toilet articles                                     | -                 | 1.14          | 94   | 28                   |
| 459                        | toilet articles: s.t. (450-458)                           | -                 | 22.95         | 1000                                       | 273                  |
| 461                        | electric batteries  | -                 | 1.44          | 221  | 65                   |
| 464                        | glassware   | -                 | 0.54          | 32   | 4                    |
| 465                        | bucket, water bottle/feeding bottle & other plastic goods | -                 | 1.98          | 76   | 17                   |
| 466                        | coir, rope etc.   | -                 | 0.68          | 81   | 14                   |
| 467                        | washing soap/soda   | -                 | 8.58          | 934  | 258                  |
| 468                        | other washing requisites                                  | -                 | 3.20          | 678  | 187                  |
| 470                        | agarbati  | -                 | 2.30          | 669  | 143                  |
| 473                        | other petty articles                                      | -                 | 2.16          | 454  | 111                  |
| 479                        | sundry articles: s.t. (460-473)                           | -                 | 21.45         | 1000                                       | 273                  |
| 480                        | domestic servant/cook                                     | -                 | 0.82          | 9  | 3                    |
| 482                        | barber, beautician etc.                                   | -                 | 4.63          | 779  | 199                  |
| 484                        | tailor  | -                 | 3.93          | 172  | 36                   |
| 485                        | priest  | -                 | 2.90          | 460  | 154                  |
| 487                        | postage & telegram  | -                 | 0.98          | 324  | 84                   |
| 488                        | telephone charges   | -                 | 3.06          | 128  | 38                   |
| 491                        | grinding charges  | -                 | 1.00          | 52   | 13                   |
| 492                        | miscellaneous expenses                                    | -                 | 0.85          | 132  | 24                   |
| 499                        | consumer services excluding conveyance: s.t. (480-494)    | -                 | 19.23         | 966  | 265                  |
| 501                        | railway fare  | -                 | 0.81          | 49   | 9                    |
| 502                        | bus/tram fare   | -                 | 16.82         | 769  | 211                  |
| 503                        | taxi, auto-rickshaw fare                                  | -                 | 4.31          | 157  | 34                   |
| 504                        | steamer, boat fare  | -                 | 2.70          | 141  | 29                   |
| 508                        | petrol  | -                 | 6.71          | 75   | 34                   |
| 511                        | lubricating oil   | -                 | 0.69          | 79   | 32                   |
| 519                        | conveyance : s.t. (500-513)                               | -                 | 32.90         | 892  | 245                  |
| 520                        | house rent, garage rent (actual)                          | -                 | 14.27         | 220  | 43                   |
| 521                        | residential land rent                                     | -                 | 0.83          | 11   | 3                    |
| 529                        | rent: s.t. (520-522)                                      | -                 | 15.14         | 255  | 52                   |
| 541                        | other consumer taxes & cesses                             | -                 | 0.37          | 205  | 45                   |
| 549                        | consumer taxes and cesses: s.t. (540-541)                 | -                 | 0.57          | 248  | 56                   |
| 562                        | television  | -                 | 3.20          | 27   | 6                    |
| 569                        | goods for recreation: s.t.(560-568)                       | -                 | 3.76          | 104  | 30                   |
| 570                        | gold ornaments  | -                 | 5.44          | 64   | 13                   |
| 571                        | silver ornaments  | -                 | 0.78          | 45   | 10                   |
| 579                        | jewellery and ornaments: s.t. (570-573)                   | -                 | 6.28          | 109  | 21                   |
| 580                        | stainless steel utensils                                  | -                 | 3.82          | 162  | 36                   |
| 581                        | other metal utensils                                      | -                 | 0.59          | 110  | 23                   |
| 589                        | crockery & utensils: s.t. (580-583)                       | -                 | 4.45          | 250  | 59                   |
| 595                        | stove   | -                 | 0.61          | 92   | 23                   |

\* Unless otherwise specified

(Contd.)

NSS Report No. 461: Consumption of Some Important Commodities in India, 1999-2000



**Table 4R: Monthly per capita quantity and value of consumption for non-food items for each State and UT**

| item code                  | item   | quantity<br>(kg*) | value<br>(Rs) | Rural                                      |                      |
|----------------------------|--|-------------------|---------------|--|----------------------|
|                            |  |                   |               | no. of households<br>reporting consumption |                      |
|                            |  |                   |               | per 1000<br>households                     | sample<br>households |
| (1)                        | (2)  | (3)               | (4)           | (5)  | (6)                  |
| <b>A. &amp; N. Islands</b> |  |                   |               |  |                      |
| 597                        | refrigerator   | -                 | 2.89          | 11   | 1                    |
| 609                        | cooking and household appliances: s.t. (590-600)                           | -                 | 3.77          | 115  | 28                   |
| 610                        | bicycle  | -                 | 0.85          | 187  | 84                   |
| 611                        | motor cycle, scooter   | -                 | 7.53          | 79   | 31                   |
| 612                        | motor car, jeep  | -                 | 0.88          | 1  | 2                    |
| 619                        | personal transport equipment: s.t. (610-614)                               | -                 | 9.78          | 287  | 122                  |
| 641                        | plugs, switches & other electrical fittings                                | -                 | 0.78          | 27   | 4                    |
| 642                        | residential building & land (cost of repairs only)                         | -                 | 0.71          | 50   | 9                    |
| 649                        | residential building, land and other durables : s.t. (640-643)             | -                 | 1.49          | 77   | 12                   |
| 659                        | durable goods : total<br>(559+569+579+589+609+619+629+639+649)             | -                 | 30.24         | 589  | 180                  |
| 999                        | total non-food   | -                 | 300.00        | 1000                                       | 273                  |
| <b>Chandigarh</b>          |  |                   |               |  |                      |
| 311                        | pan : finished (no.)   | 0.40              | 0.91          | 18   | 4                    |
| 319                        | pan: s.t. (310-315)  | -                 | 1.56          | 53   | 9                    |
| 320                        | bidi (no.)   | 54.93             | 7.71          | 359  | 57                   |
| 321                        | cigarettes (no.)   | 2.49              | 2.24          | 51   | 9                    |
| 326                        | zarda, kimam, surti (gm)   | 10.43             | 2.03          | 131  | 24                   |
| 329                        | tobacco: s.t. (320-327)  | -                 | 12.09         | 471  | 81                   |
| 332                        | country liquor (litre)   | 0.05              | 5.82          | 79   | 20                   |
| 334                        | foreign liquor or refined liquor (litre)                                   | 0.22              | 25.74         | 244  | 20                   |
| 339                        | intoxicants: s.t. (330-335)  | -                 | 31.62         | 327  | 40                   |
| 341                        | firewood and chips   | 3.19              | 4.57          | 175  | 37                   |
| 342                        | electricity (std. unit)  | 11.21             | 16.90         | 725  | 149                  |
| 343                        | dung cake  | -                 | 2.22          | 53   | 23                   |
| 344                        | kerosene - P.D.S. (litre)  | 1.95              | 6.32          | 362  | 51                   |
| 345                        | kerosene - other sources (litre)   | 1.46              | 12.58         | 510  | 86                   |
| 346                        | matches (box)  | 3.26              | 1.77          | 954  | 171                  |
| 348                        | L.P.G.   | 0.89              | 10.22         | 310  | 61                   |
| 351                        | candle (no.)   | 0.94              | 1.20          | 468  | 90                   |
| 359                        | fuel and light: s.t. (340-353)   | -                 | 56.11         | 993  | 178                  |
| 361                        | sari (m)   | 0.03              | 1.11          | 153  | 25                   |
| 362                        | cloth for shirt, pyjama, salwar etc.(m)                                    | 0.35              | 14.30         | 851  | 152                  |
| 363                        | cloth for coat, trousers, overcoat etc. (m)                                | 0.06              | 5.67          | 551  | 101                  |
| 364                        | chaddar, dupatta, shawl etc.(no.)  | 0.02              | 1.78          | 318  | 84                   |
| 366                        | gamchha, towel, handkerchief (no.)   | 0.05              | 1.81          | 694  | 126                  |
| 367                        | hosiery articles, stockings, under-garments etc.(no.)                      | 0.15              | 4.41          | 843  | 157                  |
| 368                        | ready-made garments (no.)  | 0.04              | 4.44          | 416  | 99                   |
| 371                        | knitted garments, sweater, pullover, cardigan, muffler,<br>scarf etc.(no.) | 0.02              | 4.35          | 459  | 112                  |
| 373                        | clothing: others   | -                 | 0.65          | 79   | 22                   |
| 379                        | clothing: s.t. (360-373)   | -                 | 40.58         | 976  | 176                  |
| 380                        | bed sheet, bed cover (no.)   | 0.01              | 1.61          | 314  | 81                   |

\* Unless otherwise specified

(Contd.)

NSS Report No. 461: Consumption of Some Important Commodities in India, 1999-2000

**Table 4R: Monthly per capita quantity and value of consumption for non-food items for each State and UT**

| item code | item  | quantity<br>(kg*) | value<br>(Rs) | Rural                                      |                      |
|-----------|---|-------------------|---------------|--|----------------------|
|           |   |                   |               | no. of households<br>reporting consumption |                      |
|           |   |                   |               | per 1000<br>households                     | sample<br>households |
| (1)       | (2)   | (3)               | (4)           | (5)  | (6)                  |
|           | <b>Chandigarh</b>                                   |                   |               |  |                      |
| 382       | pillow, quilt, mattress (no.)                       | 0.01              | 0.74          | 105  | 32                   |
| 387       | bedding: others                                     | -                 | 0.50          | 49   | 11                   |
| 389       | bedding etc.: s.t. (380-387)                        | -                 | 3.21          | 355  | 91                   |
| 390       | leather boots, shoes (pair)                         | 0.02              | 4.60          | 494  | 115                  |
| 391       | leather sandals, chappals etc. (pair)               | 0.01              | 1.48          | 336  | 87                   |
| 392       | other leather footwear (pair)                       | 0.01              | 1.28          | 250  | 28                   |
| 393       | rubber / PVC footwear (pair)                        | 0.06              | 2.17          | 798  | 147                  |
| 394       | other footwear (pair)                               | 0.02              | 0.95          | 299  | 57                   |
| 399       | footwear: s.t. (390-394)                            | -                 | 10.49         | 991  | 176                  |
| 400       | books, journals                                     | -                 | 4.90          | 301  | 74                   |
| 403       | stationery  | -                 | 2.02          | 290  | 70                   |
| 404       | tuition and other fees (school, college, etc.)      | -                 | 8.74          | 269  | 69                   |
| 405       | private tutor/coaching centre                       | -                 | 4.02          | 60   | 18                   |
| 406       | other educational expenses                          | -                 | 1.58          | 129  | 39                   |
| 409       | education: s.t. (400-406)                           | -                 | 21.71         | 317  | 80                   |
| 410       | medicine  | -                 | 3.30          | 52   | 13                   |
| 411       | X-ray, ECG, pathological test etc.                  | -                 | 0.88          | 20   | 5                    |
| 413       | hospital & nursing home charges                     | -                 | 1.04          | 7  | 4                    |
| 419       | medical - institutional: s.t. (410-414)             | -                 | 5.62          | 53   | 14                   |
| 420       | medicine  | -                 | 27.43         | 640  | 103                  |
| 421       | X-ray, ECG, pathological test etc.                  | -                 | 0.87          | 18   | 4                    |
| 422       | doctor's/surgeon's fee                              | -                 | 2.57          | 194  | 17                   |
| 429       | medical - non-institutional: s.t. (420-424)         | -                 | 31.19         | 651  | 105                  |
| 430       | cinema, theatre                                     | -                 | 2.21          | 90   | 19                   |
| 431       | mela, fair, picnic                                  | -                 | 0.90          | 27   | 10                   |
| 437       | other entertainment                                 | -                 | 1.49          | 59   | 20                   |
| 439       | entertainment : s.t. (430-437)                      | -                 | 5.15          | 183  | 47                   |
| 446       | other goods for personal care and effects           | -                 | 2.64          | 152  | 4                    |
| 449       | goods for personal care and effects: s.t. (440-446) | -                 | 3.41          | 206  | 18                   |
| 450       | toilet soap   | -                 | 9.40          | 1000                                       | 180                  |
| 451       | toothbrush, toothpaste etc.                         | -                 | 6.34          | 890  | 165                  |
| 452       | powder, snow, cream                                 | -                 | 1.98          | 231  | 57                   |
| 453       | hair oil, lotion, shampoo, hair cream               | -                 | 4.32          | 772  | 139                  |
| 455       | shaving blades, shaving stick, razor                | -                 | 1.21          | 427  | 82                   |
| 456       | shaving cream                                       | -                 | 0.67          | 213  | 43                   |
| 458       | other toilet articles                               | -                 | 1.35          | 272  | 63                   |
| 459       | toilet articles: s.t. (450-458)                     | -                 | 25.64         | 1000                                       | 180                  |
| 460       | electric bulb, tubelight                            | -                 | 1.04          | 188  | 48                   |
| 467       | washing soap/soda                                   | -                 | 11.67         | 993  | 174                  |
| 468       | other washing requisites                            | -                 | 2.89          | 498  | 117                  |
| 470       | agarbati  | -                 | 1.57          | 500  | 108                  |
| 473       | other petty articles                                | -                 | 2.82          | 516  | 69                   |
| 479       | sundry articles: s.t. (460-473)                     | -                 | 20.47         | 997  | 179                  |
| 480       | domestic servant/cook                               | -                 | 1.81          | 6  | 5                    |

\* Unless otherwise specified

(Contd.)

NSS Report No. 461: Consumption of Some Important Commodities in India, 1999-2000

**Table 4R: Monthly per capita quantity and value of consumption for non-food items for each State and UT**

| item code | item   | quantity<br>(kg*) | value<br>(Rs) | Rural                                      |                      |
|-----------|--|-------------------|---------------|--|----------------------|
|           |  |                   |               | no. of households<br>reporting consumption |                      |
|           |  |                   |               | per 1000<br>households                     | sample<br>households |
| (1)       | (2)  | (3)               | (4)           | (5)  | (6)                  |
|           | <b>Chandigarh</b>  |                   |               |  |                      |
| 481       | sweeper  | -                 | 1.47          | 26   | 10                   |
| 482       | barber, beautician etc.  | -                 | 4.84          | 732  | 132                  |
| 483       | washerman, laundry, ironing                                    | -                 | 0.94          | 121  | 28                   |
| 484       | tailor   | -                 | 4.95          | 112  | 28                   |
| 487       | postage & telegram   | -                 | 0.30          | 187  | 36                   |
| 488       | telephone charges  | -                 | 4.40          | 131  | 43                   |
| 491       | grinding charges   | -                 | 1.67          | 203  | 31                   |
| 492       | miscellaneous expenses   | -                 | 5.61          | 597  | 119                  |
| 493       | pet animals (incl. birds, fish)                                | -                 | 4.27          | 13   | 6                    |
| 499       | consumer services excluding conveyance: s.t. (480-494)         | -                 | 30.99         | 986  | 176                  |
| 502       | bus/tram fare  | -                 | 11.79         | 414  | 55                   |
| 505       | rickshaw (hand drawn & cycle) fare                             | -                 | 1.50          | 202  | 15                   |
| 508       | petrol   | -                 | 26.53         | 225  | 44                   |
| 510       | diesel   | -                 | 0.88          | 7  | 4                    |
| 511       | lubricating oil  | -                 | 4.98          | 196  | 30                   |
| 519       | conveyance : s.t. (500-513)                                    | -                 | 46.28         | 520  | 96                   |
| 520       | house rent, garage rent (actual)                               | -                 | 49.98         | 484  | 91                   |
| 521       | residential land rent  | -                 | 3.40          | 34   | 8                    |
| 529       | rent: s.t. (520-522)   | -                 | 53.37         | 518  | 99                   |
| 540       | water charges  | -                 | 1.68          | 199  | 57                   |
| 549       | consumer taxes and cesses: s.t. (540-541)                      | -                 | 1.71          | 204  | 62                   |
| 550       | bedstead   | -                 | 0.59          | 50   | 8                    |
| 559       | furniture & fixtures: s.t. (550-557)                           | -                 | 1.35          | 74   | 16                   |
| 562       | television   | -                 | 1.92          | 25   | 4                    |
| 565       | tape recorder, CD player                                       | -                 | 0.58          | 33   | 8                    |
| 569       | goods for recreation: s.t.(560-568)                            | -                 | 2.61          | 88   | 17                   |
| 570       | gold ornaments   | -                 | 0.55          | 10   | 5                    |
| 579       | jewellery and ornaments: s.t. (570-573)                        | -                 | 0.88          | 22   | 7                    |
| 580       | stainless steel utensils                                       | -                 | 0.68          | 184  | 43                   |
| 589       | crookery & utensils: s.t. (580-583)                            | -                 | 0.78          | 226  | 51                   |
| 591       | air conditioner, air cooler                                    | -                 | 1.28          | 30   | 8                    |
| 595       | stove  | -                 | 0.45          | 313  | 56                   |
| 597       | refrigerator   | -                 | 4.40          | 16   | 3                    |
| 609       | cooking and household appliances: s.t. (590-600)               | -                 | 6.89          | 368  | 70                   |
| 610       | bicycle  | -                 | 3.36          | 614  | 123                  |
| 611       | motor cycle, scooter   | -                 | 2.27          | 212  | 38                   |
| 613       | tyres & tubes  | 0.01              | 0.46          | 180  | 29                   |
| 619       | personal transport equipment: s.t. (610-614)                   | -                 | 6.26          | 782  | 139                  |
| 640       | bathroom and sanitary equipment                                | -                 | 2.13          | 29   | 2                    |
| 642       | residential building & land (cost of repairs only)             | -                 | 93.41         | 270  | 28                   |
| 649       | residential building, land and other durables : s.t. (640-643) | -                 | 95.72         | 281  | 31                   |
| 659       | durable goods : total<br>(559+569+579+589+609+619+629+639+649) | -                 | 114.74        | 879  | 158                  |
| 999       | total non-food   | -                 | 516.00        | 1000                                       | 180                  |

\* Unless otherwise specified

(Contd.)

NSS Report No. 461: Consumption of Some Important Commodities in India, 1999-2000

**Table 4R: Monthly per capita quantity and value of consumption for non-food items for each State and UT**

| item code | item  | quantity<br>(kg*) | value<br>(Rs) | Rural                                      |                      |
|-----------|---|-------------------|---------------|--|----------------------|
|           |   |                   |               | no. of households<br>reporting consumption |                      |
|           |   |                   |               | per 1000<br>households                     | sample<br>households |
| (1)       | (2)   | (3)               | (4)           | (5)  | (6)                  |
|           | <b>Dadra &amp; Nagar Haveli</b>                       |                   |               |  |                      |
| 311       | pan : finished (no.)                                  | 0.24              | 0.58          | 28   | 3                    |
| 319       | pan: s.t. (310-315)                                   | -                 | 0.99          | 45   | 7                    |
| 320       | bidi (no.)  | 28.02             | 4.31          | 321  | 62                   |
| 322       | leaf tobacco  | 1.43              | 0.55          | 86   | 22                   |
| 327       | other tobacco products (gm)                           | 3.50              | 0.89          | 59   | 12                   |
| 329       | tobacco: s.t. (320-327)                               | -                 | 6.51          | 465  | 96                   |
| 331       | toddy (litre)   | 2.00              | 17.07         | 381  | 76                   |
| 332       | country liquor (litre)                                | 0.60              | 7.14          | 190  | 37                   |
| 333       | beer (litre)  | 0.05              | 2.22          | 62   | 15                   |
| 339       | intoxicants: s.t. (330-335)                           | -                 | 26.65         | 578  | 116                  |
| 341       | firewood and chips                                    | 19.91             | 18.98         | 782  | 159                  |
| 342       | electricity (std. unit)                               | 5.35              | 8.41          | 866  | 171                  |
| 343       | dung cake   | -                 | 2.45          | 403  | 77                   |
| 344       | kerosene - P.D.S. (litre)                             | 0.69              | 2.54          | 599  | 119                  |
| 345       | kerosene - other sources (litre)                      | 0.32              | 2.86          | 173  | 35                   |
| 346       | matches (box)   | 1.75              | 1.02          | 939  | 181                  |
| 348       | L.P.G.  | 0.35              | 4.15          | 123  | 28                   |
| 351       | candle (no.)  | 0.33              | 0.28          | 204  | 46                   |
| 359       | fuel and light: s.t. (340-353)                        | -                 | 40.70         | 970  | 189                  |
| 361       | sari (m)  | 0.17              | 4.91          | 801  | 160                  |
| 362       | cloth for shirt, pyjama, salwar etc.(m)               | 0.11              | 4.55          | 834  | 167                  |
| 363       | cloth for coat, trousers, overcoat etc. (m)           | 0.05              | 4.78          | 684  | 138                  |
| 364       | chaddar, dupatta, shawl etc.(no.)                     | 0.01              | 0.79          | 316  | 65                   |
| 365       | lungi (no.)   | 0.02              | 1.00          | 584  | 115                  |
| 366       | gamchha, towel, handkerchief (no.)                    | 0.09              | 2.01          | 900  | 174                  |
| 367       | hosiery articles, stockings, under-garments etc.(no.) | 0.16              | 3.53          | 923  | 174                  |
| 368       | ready-made garments (no.)                             | 0.06              | 5.56          | 761  | 145                  |
| 370       | headwear (no.)  | 0.01              | 0.17          | 154  | 26                   |
| 379       | clothing: s.t. (360-373)                              | -                 | 27.92         | 997  | 191                  |
| 380       | bed sheet, bed cover (no.)                            | -                 | 0.34          | 122  | 31                   |
| 389       | bedding etc.: s.t. (380-387)                          | -                 | 0.83          | 212  | 50                   |
| 390       | leather boots, shoes (pair)                           | 0.01              | 1.18          | 266  | 63                   |
| 391       | leather sandals, chappals etc. (pair)                 | 0.01              | 0.95          | 262  | 51                   |
| 393       | rubber / PVC footwear (pair)                          | 0.05              | 1.90          | 870  | 170                  |
| 394       | other footwear (pair)                                 | 0.01              | 0.31          | 130  | 30                   |
| 399       | footwear: s.t. (390-394)                              | -                 | 4.55          | 990  | 189                  |
| 400       | books, journals                                       | -                 | 1.40          | 468  | 91                   |
| 401       | newspapers, periodicals                               | -                 | 0.78          | 173  | 32                   |
| 403       | stationery  | -                 | 0.95          | 494  | 100                  |
| 404       | tuition and other fees (school, college, etc.)        | -                 | 0.73          | 97   | 23                   |
| 406       | other educational expenses                            | -                 | 0.53          | 230  | 42                   |
| 409       | education: s.t. (400-406)                             | -                 | 4.87          | 712  | 136                  |

\* Unless otherwise specified

(Contd.)

NSS Report No. 461: Consumption of Some Important Commodities in India, 1999-2000

**Table 4R: Monthly per capita quantity and value of consumption for non-food items for each State and UT**

| item code                       | item   | quantity<br>(kg*) | value<br>(Rs) | Rural                                      |                      |
|---------------------------------|--|-------------------|---------------|--|----------------------|
|                                 |  |                   |               | no. of households<br>reporting consumption |                      |
|                                 |  |                   |               | per 1000<br>households                     | sample<br>households |
| (1)                             | (2)  | (3)               | (4)           | (5)  | (6)                  |
| <b>Dadra &amp; Nagar Haveli</b> |  |                   |               |  |                      |
| 410                             | medicine   | -                 | 2.46          | 301  | 67                   |
| 412                             | doctor's/surgeon's fee                                 | -                 | 0.49          | 225  | 51                   |
| 413                             | hospital & nursing home charges                        | -                 | 0.97          | 14   | 2                    |
| 419                             | medical - institutional: s.t. (410-414)                | -                 | 4.23          | 301  | 67                   |
| 420                             | medicine   | -                 | 4.93          | 464  | 99                   |
| 422                             | doctor's/surgeon's fee                                 | -                 | 1.57          | 233  | 50                   |
| 424                             | other medical expenses                                 | -                 | 1.15          | 68   | 6                    |
| 429                             | medical - non-institutional: s.t. (420-424)            | -                 | 7.69          | 537  | 106                  |
| 430                             | cinema, theatre  | -                 | 1.33          | 159  | 26                   |
| 431                             | mela, fair, picnic                                     | -                 | 0.96          | 85   | 18                   |
| 432                             | sports goods, toys etc.                                | -                 | 0.73          | 148  | 27                   |
| 437                             | other entertainment                                    | -                 | 1.56          | 69   | 14                   |
| 439                             | entertainment : s.t. (430-437)                         | -                 | 4.81          | 427  | 79                   |
| 444                             | umbrella, raincoat                                     | -                 | 2.35          | 92   | 18                   |
| 446                             | other goods for personal care and effects              | -                 | 1.30          | 141  | 21                   |
| 449                             | goods for personal care and effects: s.t. (440-446)    | -                 | 4.34          | 309  | 58                   |
| 450                             | toilet soap  | -                 | 4.82          | 983  | 189                  |
| 451                             | toothbrush, toothpaste etc.                            | -                 | 2.01          | 410  | 80                   |
| 452                             | powder, snow, cream                                    | -                 | 1.32          | 333  | 60                   |
| 453                             | hair oil, lotion, shampoo, hair cream                  | -                 | 3.17          | 819  | 154                  |
| 455                             | shaving blades, shaving stick, razor                   | -                 | 1.72          | 793  | 154                  |
| 456                             | shaving cream  | -                 | 0.53          | 114  | 25                   |
| 459                             | toilet articles: s.t. (450-458)                        | -                 | 14.26         | 1000                                       | 192                  |
| 460                             | electric bulb, tubelight                               | -                 | 0.60          | 218  | 47                   |
| 463                             | earthenware  | -                 | 0.53          | 97   | 21                   |
| 467                             | washing soap/soda                                      | -                 | 9.14          | 974  | 189                  |
| 468                             | other washing requisites                               | -                 | 0.57          | 306  | 53                   |
| 470                             | agarbati   | -                 | 1.87          | 772  | 147                  |
| 471                             | flower(fresh) : all purposes                           | -                 | 0.28          | 105  | 20                   |
| 473                             | other petty articles                                   | -                 | 0.73          | 148  | 25                   |
| 479                             | sundry articles: s.t. (460-473)                        | -                 | 15.10         | 980  | 190                  |
| 482                             | barber, beautician etc.                                | -                 | 2.95          | 700  | 137                  |
| 484                             | tailor   | -                 | 2.13          | 100  | 23                   |
| 487                             | postage & telegram                                     | -                 | 0.88          | 339  | 63                   |
| 488                             | telephone charges                                      | -                 | 1.77          | 142  | 26                   |
| 491                             | grinding charges                                       | -                 | 7.42          | 846  | 166                  |
| 492                             | miscellaneous expenses                                 | -                 | 2.30          | 342  | 73                   |
| 499                             | consumer services excluding conveyance: s.t. (480-494) | -                 | 18.08         | 960  | 187                  |
| 502                             | bus/tram fare  | -                 | 8.00          | 610  | 118                  |
| 503                             | taxi, auto-rickshaw fare                               | -                 | 3.49          | 395  | 72                   |
| 505                             | rickshaw (handdrawn & cycle) fare                      | -                 | 0.81          | 67   | 13                   |
| 508                             | petrol   | -                 | 4.53          | 75   | 20                   |
| 519                             | conveyance : s.t. (500-513)                            | -                 | 16.92         | 864  | 170                  |
| 520                             | house rent, garage rent (actual)                       | -                 | 15.45         | 125  | 18                   |

\* Unless otherwise specified

(Contd.)

NSS Report No. 461: Consumption of Some Important Commodities in India, 1999-2000

**Table 4R: Monthly per capita quantity and value of consumption for non-food items for each State and UT**

| <b>Rural</b>                    |  |                   |               |  |                      |
|---------------------------------|--|-------------------|---------------|--|----------------------|
| item code                       | item   | quantity<br>(kg*) | value<br>(Rs) | no. of households<br>reporting consumption |                      |
|                                 |  |                   |               | per 1000<br>households                     | sample<br>households |
| (1)                             | (2)  | (3)               | (4)           | (5)  | (6)                  |
| <b>Dadra &amp; Nagar Haveli</b> |  |                   |               |  |                      |
| 521                             | residential land rent  | -                 | 0.51          | 4  | 1                    |
| 529                             | rent: s.t. (520-522)   | -                 | 15.96         | 128  | 19                   |
| 541                             | other consumer taxes & cesses                                  | -                 | 0.17          | 385  | 79                   |
| 549                             | consumer taxes and cesses: s.t. (540-541)                      | -                 | 0.19          | 402  | 86                   |
| 566                             | gramophone record, audio/video cassette                        | -                 | 0.29          | 109  | 23                   |
| 569                             | goods for recreation: s.t.(560-568)                            | -                 | 0.69          | 234  | 47                   |
| 579                             | jewellery and ornaments: s.t. (570-573)                        | -                 | 0.58          | 97   | 18                   |
| 589                             | crockery & utensils: s.t. (580-583)                            | -                 | 0.62          | 181  | 34                   |
| 594                             | washing machine  | -                 | 0.62          | 4  | 1                    |
| 595                             | stove  | -                 | 0.13          | 180  | 36                   |
| 596                             | pressure cooker/pressure pan                                   | -                 | 0.13          | 160  | 35                   |
| 609                             | cooking and household appliances: s.t. (590-600)               | -                 | 1.14          | 243  | 54                   |
| 610                             | bicycle  | -                 | 0.36          | 187  | 34                   |
| 611                             | motor cycle, scooter   | -                 | 1.59          | 60   | 17                   |
| 612                             | motor car, jeep  | -                 | 0.76          | 4  | 4                    |
| 613                             | tyres & tubes  | -                 | 0.49          | 116  | 26                   |
| 619                             | personal transport equipment: s.t. (610-614)                   | -                 | 3.50          | 263  | 55                   |
| 630                             | clock, watch   | -                 | 0.36          | 424  | 85                   |
| 639                             | other personal goods: s.t. (630-632)                           | -                 | 0.36          | 425  | 86                   |
| 642                             | residential building & land (cost of repairs only)             | -                 | 2.28          | 594  | 117                  |
| 649                             | residential building, land and other durables : s.t. (640-643) | -                 | 2.30          | 601  | 120                  |
| 659                             | durable goods : total<br>(559+569+579+589+609+619+629+639+649) | -                 | 9.35          | 811  | 161                  |
| 999                             | total non-food   | -                 | 224.00        | 1000                                       | 192                  |
| <b>Daman &amp; Diu</b>          |  |                   |               |  |                      |
| 311                             | pan : finished (no.)   | 0.85              | 1.78          | 82   | 11                   |
| 319                             | pan: s.t. (310-315)  | -                 | 2.04          | 119  | 19                   |
| 320                             | bidi (no.)   | 11.16             | 2.78          | 188  | 32                   |
| 321                             | cigarettes (no.)   | 0.98              | 1.75          | 104  | 20                   |
| 327                             | other tobacco products (gm)                                    | 4.99              | 1.00          | 86   | 11                   |
| 329                             | tobacco: s.t. (320-327)  | -                 | 6.41          | 350  | 61                   |
| 331                             | toddy (litre)  | 1.97              | 11.48         | 428  | 79                   |
| 332                             | country liquor (litre)   | 0.24              | 3.67          | 151  | 29                   |
| 333                             | beer (litre)   | 0.32              | 11.02         | 272  | 50                   |
| 334                             | foreign liquor or refined liquor (litre)                       | 0.01              | 1.50          | 36   | 8                    |
| 339                             | intoxicants: s.t. (330-335)                                    | -                 | 27.67         | 632  | 113                  |
| 341                             | firewood and chips   | 11.40             | 11.93         | 567  | 105                  |
| 342                             | electricity (std. unit)  | 5.98              | 13.97         | 875  | 160                  |
| 343                             | dung cake  | -                 | 0.71          | 94   | 23                   |
| 344                             | kerosene - P.D.S. (litre)                                      | 0.43              | 1.31          | 346  | 71                   |
| 345                             | kerosene - other sources (litre)                               | 1.07              | 13.01         | 446  | 69                   |
| 346                             | matches (box)  | 1.83              | 0.93          | 925  | 166                  |
| 348                             | L.P.G.   | 1.23              | 15.65         | 432  | 88                   |

\* Unless otherwise specified

(Contd.)

NSS Report No. 461: Consumption of Some Important Commodities in India, 1999-2000

**Table 4R: Monthly per capita quantity and value of consumption for non-food items for each State and UT**

| item code | item  | quantity<br>(kg*) | value<br>(Rs) | Rural                                   |                   |
|-----------|---|-------------------|---------------|---|-------------------|
|           |   |                   |               | no. of households reporting consumption |                   |
|           |   |                   |               | per 1000 households                     | sample households |
| (1)       | (2)   | (3)               | (4)           | (5)                                     | (6)               |
|           | <b>Daman &amp; Diu</b>                                |                   |               |   |                   |
| 351       | candle (no.)  | 0.52              | 0.64          | 552                                     | 103               |
| 353       | other fuel  | -                 | 0.23          | 117                                     | 25                |
| 359       | fuel and light: s.t. (340-353)                        | -                 | 58.39         | 999                                     | 179               |
| 361       | sari (m)  | 0.24              | 9.49          | 792                                     | 145               |
| 362       | cloth for shirt, pyjama, salwar etc.(m)               | 0.22              | 11.24         | 877                                     | 162               |
| 363       | cloth for coat, trousers, overcoat etc. (m)           | 0.08              | 7.84          | 617                                     | 111               |
| 364       | chaddar, dupatta, shawl etc.(no.)                     | 0.01              | 1.08          | 296                                     | 60                |
| 365       | lungi (no.)   | 0.03              | 1.41          | 601                                     | 104               |
| 366       | gamchha, towel, handkerchief (no.)                    | 0.06              | 2.35          | 890                                     | 160               |
| 367       | hosiery articles, stockings, under-garments etc.(no.) | 0.19              | 6.65          | 966                                     | 175               |
| 368       | ready-made garments (no.)                             | 0.07              | 9.77          | 830                                     | 154               |
| 373       | clothing: others                                      | -                 | 0.94          | 209                                     | 44                |
| 379       | clothing: s.t. (360-373)                              | -                 | 51.55         | 1000                                    | 180               |
| 380       | bed sheet, bed cover (no.)                            | 0.02              | 2.11          | 502                                     | 93                |
| 381       | rug, blanket (no.)                                    | -                 | 0.59          | 82                                      | 21                |
| 384       | mosquito net (no.)                                    | -                 | 0.40          | 148                                     | 24                |
| 389       | bedding etc.: s.t. (380-387)                          | -                 | 3.81          | 595                                     | 107               |
| 390       | leather boots, shoes (pair)                           | 0.01              | 2.77          | 379                                     | 78                |
| 391       | leather sandals, chappals etc. (pair)                 | 0.01              | 1.90          | 503                                     | 94                |
| 392       | other leather footwear (pair)                         | 0.01              | 0.70          | 189                                     | 38                |
| 393       | rubber / PVC footwear (pair)                          | 0.05              | 2.12          | 811                                     | 148               |
| 394       | other footwear (pair)                                 | -                 | 0.33          | 122                                     | 21                |
| 399       | footwear: s.t. (390-394)                              | -                 | 7.82          | 949                                     | 172               |
| 400       | books, journals                                       | -                 | 2.65          | 372                                     | 81                |
| 401       | newspapers, periodicals                               | -                 | 1.41          | 195                                     | 39                |
| 403       | stationery  | -                 | 1.14          | 415                                     | 87                |
| 404       | tuition and other fees (school, college, etc.)        | -                 | 4.95          | 167                                     | 34                |
| 405       | private tutor/coaching centre                         | -                 | 1.95          | 44                                      | 14                |
| 406       | other educational expenses                            | -                 | 1.22          | 174                                     | 35                |
| 409       | education: s.t. (400-406)                             | -                 | 13.31         | 522                                     | 106               |
| 410       | medicine  | -                 | 7.30          | 210                                     | 37                |
| 411       | X-ray, ECG, pathological test etc.                    | -                 | 0.52          | 56                                      | 8                 |
| 412       | doctor's/surgeon's fee                                | -                 | 1.86          | 148                                     | 24                |
| 413       | hospital & nursing home charges                       | -                 | 4.35          | 79                                      | 13                |
| 414       | other medical expenses                                | -                 | 0.93          | 98                                      | 17                |
| 419       | medical - institutional: s.t. (410-414)               | -                 | 14.96         | 227                                     | 41                |
| 420       | medicine  | -                 | 12.84         | 553                                     | 103               |
| 422       | doctor's/surgeon's fee                                | -                 | 1.91          | 105                                     | 24                |
| 424       | other medical expenses                                | -                 | 1.05          | 42                                      | 8                 |
| 429       | medical - non-institutional: s.t. (420-424)           | -                 | 15.80         | 577                                     | 106               |
| 430       | cinema, theatre                                       | -                 | 6.62          | 257                                     | 48                |
| 431       | mela, fair, picnic                                    | -                 | 1.46          | 39                                      | 7                 |
| 432       | sports goods, toys etc.                               | -                 | 0.75          | 67                                      | 15                |
| 437       | other entertainment                                   | -                 | 4.13          | 166                                     | 31                |

\* Unless otherwise specified

(Contd.)

NSS Report No. 461: Consumption of Some Important Commodities in India, 1999-2000

**Table 4R: Monthly per capita quantity and value of consumption for non-food items for each State and UT**

| <b>Rural</b>           |   |                   |               |  |                      |
|------------------------|---|-------------------|---------------|--|----------------------|
| item code              | item  | quantity<br>(kg*) | value<br>(Rs) | no. of households<br>reporting consumption |                      |
|                        |   |                   |               | per 1000<br>households                     | sample<br>households |
| (1)                    | (2)   | (3)               | (4)           | (5)  | (6)                  |
| <b>Daman &amp; Diu</b> |   |                   |               |  |                      |
| 439                    | entertainment : s.t. (430-437)                            | -                 | 13.68         | 417  | 80                   |
| 444                    | umbrella, raincoat  | -                 | 1.85          | 85   | 18                   |
| 446                    | other goods for personal care and effects                 | -                 | 1.27          | 118  | 17                   |
| 449                    | goods for personal care and effects: s.t. (440-446)       | -                 | 3.62          | 248  | 47                   |
| 450                    | toilet soap   | -                 | 7.06          | 1000                                       | 180                  |
| 451                    | toothbrush, toothpaste etc.                               | -                 | 4.45          | 878  | 161                  |
| 452                    | powder, snow, cream                                       | -                 | 2.93          | 618  | 114                  |
| 453                    | hair oil, lotion, shampoo, hair cream                     | -                 | 4.31          | 978  | 176                  |
| 455                    | shaving blades, shaving stick, razor                      | -                 | 3.40          | 893  | 158                  |
| 456                    | shaving cream   | -                 | 1.66          | 485  | 88                   |
| 458                    | other toilet articles                                     | -                 | 1.33          | 282  | 49                   |
| 459                    | toilet articles: s.t. (450-458)                           | -                 | 25.49         | 1000                                       | 180                  |
| 460                    | electric bulb, tubelight                                  | -                 | 1.98          | 427  | 74                   |
| 465                    | bucket, water bottle/feeding bottle & other plastic goods | -                 | 2.13          | 195  | 30                   |
| 466                    | coir, rope etc.   | -                 | 0.29          | 119  | 18                   |
| 467                    | washing soap/soda   | -                 | 7.60          | 991  | 179                  |
| 468                    | other washing requisites                                  | -                 | 1.57          | 581  | 103                  |
| 470                    | agarbati  | -                 | 2.60          | 848  | 160                  |
| 471                    | flower(fresh) : all purposes                              | -                 | 0.59          | 184  | 43                   |
| 472                    | insecticide, acid etc.                                    | -                 | 0.38          | 104  | 21                   |
| 473                    | other petty articles                                      | -                 | 0.72          | 127  | 22                   |
| 479                    | sundry articles: s.t. (460-473)                           | -                 | 18.32         | 1000                                       | 180                  |
| 480                    | domestic servant/cook                                     | -                 | 1.06          | 21   | 8                    |
| 482                    | barber, beautician etc.                                   | -                 | 4.09          | 723  | 127                  |
| 483                    | washerman, laundry, ironing                               | -                 | 0.61          | 73   | 13                   |
| 484                    | tailor  | -                 | 6.58          | 211  | 46                   |
| 485                    | priest  | -                 | 0.32          | 172  | 34                   |
| 487                    | postage & telegram  | -                 | 1.56          | 291  | 53                   |
| 488                    | telephone charges   | -                 | 6.52          | 253  | 49                   |
| 490                    | repair charges for non-durables                           | -                 | 0.78          | 86   | 17                   |
| 491                    | grinding charges  | -                 | 8.02          | 818  | 151                  |
| 492                    | miscellaneous expenses                                    | -                 | 7.46          | 678  | 115                  |
| 493                    | pet animals (incl. birds, fish)                           | -                 | 1.20          | 45   | 9                    |
| 499                    | consumer services excluding conveyance: s.t. (480-494)    | -                 | 38.68         | 1000                                       | 180                  |
| 501                    | railway fare  | -                 | 2.28          | 103  | 19                   |
| 502                    | bus/tram fare   | -                 | 10.72         | 470  | 77                   |
| 503                    | taxi, auto-rickshaw fare                                  | -                 | 14.76         | 760  | 135                  |
| 507                    | porter charges  | -                 | 1.67          | 14   | 2                    |
| 508                    | petrol  | -                 | 22.28         | 238  | 54                   |
| 512                    | school bus/van  | -                 | 0.69          | 21   | 4                    |
| 519                    | conveyance : s.t. (500-513)                               | -                 | 53.21         | 954  | 171                  |
| 520                    | house rent, garage rent (actual)                          | -                 | 33.46         | 250  | 35                   |
| 521                    | residential land rent                                     | -                 | 2.86          | 18   | 2                    |
| 529                    | rent: s.t. (520-522)                                      | -                 | 36.32         | 268  | 37                   |

\* Unless otherwise specified

(Contd.)

NSS Report No. 461: Consumption of Some Important Commodities in India, 1999-2000



**Table 4R: Monthly per capita quantity and value of consumption for non-food items for each State and UT**

| item code              | item  | quantity<br>(kg*) | value<br>(Rs) | Rural                                   |                   |
|------------------------|---|-------------------|---------------|---|-------------------|
|                        |   |                   |               | no. of households reporting consumption |                   |
|                        |   |                   |               | per 1000 households                     | sample households |
| (1)                    | (2)   | (3)               | (4)           | (5)                                     | (6)               |
| <b>Daman &amp; Diu</b> |   |                   |               |   |                   |
| 540                    | water charges   | -                 | 0.86          | 451                                     | 87                |
| 541                    | other consumer taxes & cesses                                   | -                 | 0.32          | 494                                     | 95                |
| 549                    | consumer taxes and cesses: s.t. (540-541)                       | -                 | 1.18          | 650                                     | 127               |
| 559                    | furniture & fixtures: s.t. (550-557)                            | -                 | 1.08          | 90                                      | 17                |
| 562                    | television  | -                 | 3.89          | 58                                      | 14                |
| 563                    | VCR/VCP   | -                 | 1.22          | 17                                      | 4                 |
| 565                    | tape recorder, CD player  | -                 | 0.85          | 58                                      | 13                |
| 566                    | gramophone record, audio/video cassette                         | -                 | 0.73          | 165                                     | 26                |
| 569                    | goods for recreation: s.t.(560-568)                             | -                 | 6.74          | 276                                     | 53                |
| 570                    | gold ornaments  | -                 | 2.30          | 41                                      | 11                |
| 571                    | silver ornaments  | -                 | 0.81          | 12                                      | 3                 |
| 579                    | jewellery and ornaments: s.t. (570-573)                         | -                 | 3.13          | 50                                      | 13                |
| 580                    | stainless steel utensils  | -                 | 0.77          | 104                                     | 16                |
| 589                    | crockery & utensils: s.t. (580-583)                             | -                 | 1.10          | 177                                     | 28                |
| 590                    | electric fan  | -                 | 0.51          | 170                                     | 35                |
| 595                    | stove   | -                 | 0.34          | 370                                     | 61                |
| 596                    | pressure cooker/pressure pan                                    | -                 | 0.33          | 364                                     | 66                |
| 609                    | cooking and household appliances: s.t. (590-600)                | -                 | 1.54          | 595                                     | 106               |
| 610                    | bicycle   | -                 | 1.77          | 424                                     | 77                |
| 611                    | motor cycle, scooter  | -                 | 2.75          | 223                                     | 50                |
| 613                    | tyres & tubes   | -                 | 0.52          | 141                                     | 31                |
| 619                    | personal transport equipment: s.t. (610-614)                    | -                 | 5.38          | 598                                     | 113               |
| 630                    | clock, watch  | -                 | 0.39          | 160                                     | 39                |
| 639                    | other personal goods: s.t. (630-632)                            | -                 | 0.45          | 171                                     | 41                |
| 642                    | residential building & land (cost of repairs only)              | -                 | 5.03          | 404                                     | 73                |
| 649                    | residential building, land and other durables : s.t. (640-643)  | -                 | 5.16          | 415                                     | 76                |
| 659                    | durable goods : total<br>(559+569+579+589+609+619+629+ 639+649) | -                 | 24.61         | 876                                     | 158               |
| 999                    | total non-food  | -                 | 417.00        | 1000                                    | 180               |
| <b>Delhi</b>           |   |                   |               |   |                   |
| 311                    | pan : finished (no.)  | 0.78              | 1.57          | 84                                      | 5                 |
| 319                    | pan: s.t. (310-315)   | -                 | 1.60          | 87                                      | 7                 |
| 320                    | bidi (no.)  | 27.84             | 3.81          | 262                                     | 73                |
| 321                    | cigarettes (no.)  | 2.43              | 4.80          | 101                                     | 14                |
| 326                    | zarda, kimam, surti (gm)  | 20.14             | 0.88          | 86                                      | 5                 |
| 329                    | tobacco: s.t. (320-327)   | -                 | 9.60          | 421                                     | 84                |
| 332                    | country liquor (litre)  | 0.11              | 7.90          | 155                                     | 3                 |
| 333                    | beer (litre)  | 0.22              | 7.11          | 147                                     | 5                 |
| 334                    | foreign liquor or refined liquor (litre)                        | 0.02              | 3.44          | 78                                      | 5                 |
| 339                    | intoxicants: s.t. (330-335)                                     | -                 | 18.45         | 160                                     | 8                 |
| 341                    | firewood and chips  | 0.40              | 0.62          | 45                                      | 25                |
| 342                    | electricity (std. unit)   | 15.89             | 19.73         | 558                                     | 137               |
| 343                    | dung cake   | -                 | 1.32          | 75                                      | 44                |

\* Unless otherwise specified

(Contd.)

NSS Report No. 461: Consumption of Some Important Commodities in India, 1999-2000

**Table 4R: Monthly per capita quantity and value of consumption for non-food items for each State and UT**

| item code | item  | quantity<br>(kg*) | value<br>(Rs) | no. of households<br>reporting consumption |                      |
|-----------|---|-------------------|---------------|--|----------------------|
|           |   |                   |               | per 1000<br>households                     | sample<br>households |
|           |   |                   |               | (5)  | (6)                  |
| (1)       | (2)   | (3)               | (4)           | (5)  | (6)                  |
|           | <b>Delhi</b>  |                   |               |  |                      |
| 344       | kerosene - P.D.S. (litre)   | 0.56              | 2.64          | 371  | 47                   |
| 345       | kerosene - other sources (litre)  | 0.47              | 4.63          | 407  | 55                   |
| 346       | matches (box)   | 2.00              | 1.03          | 958  | 179                  |
| 348       | L.P.G.  | 2.15              | 27.23         | 644  | 122                  |
| 351       | candle (no.)  | 0.82              | 1.33          | 936  | 160                  |
| 359       | fuel and light: s.t. (340-353)  | -                 | 58.89         | 1000                                       | 187                  |
| 360       | dhoti (m)   | 0.02              | 0.56          | 72   | 19                   |
| 361       | sari (m)  | 0.14              | 5.17          | 633  | 128                  |
| 362       | cloth for shirt, pyjama, salwar etc.(m)                                 | 0.16              | 7.21          | 699  | 155                  |
| 363       | cloth for coat, trousers, overcoat etc. (m)                             | 0.02              | 3.07          | 184  | 56                   |
| 364       | chaddar, dupatta, shawl etc.(no.)                                       | 0.03              | 3.14          | 487  | 106                  |
| 365       | lungi (no.)   | 0.02              | 0.97          | 735  | 93                   |
| 366       | gamchha, towel, handkerchief (no.)                                      | 0.08              | 3.08          | 904  | 155                  |
| 367       | hosiery articles, stockings, under-garments etc.(no.)                   | 0.14              | 4.71          | 746  | 147                  |
| 368       | ready-made garments (no.)   | 0.07              | 11.61         | 868  | 128                  |
| 371       | knitted garments, sweater, pullover, cardigan, muffler, scarf etc.(no.) | 0.02              | 4.52          | 449  | 89                   |
| 373       | clothing: others  | -                 | 5.53          | 540  | 49                   |
| 379       | clothing: s.t. (360-373)  | -                 | 50.02         | 1000                                       | 186                  |
| 380       | bed sheet, bed cover (no.)  | 0.03              | 2.70          | 610  | 123                  |
| 381       | rug, blanket (no.)  | -                 | 0.53          | 71   | 26                   |
| 383       | cloth for upholstery, curtain, table-cloth etc. (m)                     | 0.01              | 0.53          | 113  | 7                    |
| 387       | bedding: others   | -                 | 0.81          | 257  | 27                   |
| 389       | bedding etc.: s.t. (380-387)  | -                 | 4.89          | 648  | 137                  |
| 390       | leather boots, shoes (pair)   | 0.03              | 9.12          | 740  | 162                  |
| 391       | leather sandals, chappals etc. (pair)                                   | 0.02              | 3.04          | 690  | 138                  |
| 392       | other leather footwear (pair)   | 0.01              | 0.76          | 153  | 37                   |
| 393       | rubber / PVC footwear (pair)  | 0.07              | 1.63          | 914  | 146                  |
| 394       | other footwear (pair)   | 0.01              | 1.34          | 499  | 69                   |
| 399       | footwear: s.t. (390-394)  | -                 | 15.88         | 998  | 186                  |
| 400       | books, journals   | -                 | 13.45         | 579  | 97                   |
| 401       | newspapers, periodicals   | -                 | 0.86          | 252  | 37                   |
| 403       | stationery  | -                 | 2.36          | 617  | 124                  |
| 404       | tuition and other fees (school, college, etc.)                          | -                 | 16.67         | 602  | 112                  |
| 405       | private tutor/coaching centre   | -                 | 15.24         | 307  | 25                   |
| 406       | other educational expenses  | -                 | 1.13          | 143  | 38                   |
| 409       | education: s.t. (400-406)   | -                 | 49.71         | 678  | 135                  |
| 410       | medicine  | -                 | 5.12          | 182  | 69                   |
| 412       | doctor's/surgeon's fee  | -                 | 0.69          | 104  | 40                   |
| 413       | hospital & nursing home charges   | -                 | 1.62          | 22   | 11                   |
| 419       | medical - institutional: s.t. (410-414)                                 | -                 | 7.77          | 186  | 73                   |
| 420       | medicine  | -                 | 22.94         | 817  | 140                  |
| 422       | doctor's/surgeon's fee  | -                 | 10.88         | 610  | 74                   |
| 429       | medical - non-institutional: s.t. (420-424)                             | -                 | 34.12         | 817  | 142                  |

\* Unless otherwise specified

(Contd.)

NSS Report No. 461: Consumption of Some Important Commodities in India, 1999-2000

**Table 4R: Monthly per capita quantity and value of consumption for non-food items for each State and UT**

| item code    | item  | quantity<br>(kg*) | value<br>(Rs) | Rural                                   |                   |
|--------------|---|-------------------|---------------|---|-------------------|
|              |   |                   |               | no. of households reporting consumption |                   |
|              |   |                   |               | per 1000 households                     | sample households |
| (1)          | (2)   | (3)               | (4)           | (5)                                     | (6)               |
| <b>Delhi</b> |   |                   |               |   |                   |
| 431          | mela, fair, picnic  | -                 | 8.58          | 156                                     | 9                 |
| 432          | sports goods, toys etc.                                   | -                 | 6.90          | 215                                     | 26                |
| 437          | other entertainment                                       | -                 | 4.82          | 170                                     | 16                |
| 439          | entertainment : s.t. (430-437)                            | -                 | 21.04         | 341                                     | 47                |
| 442          | pen   | -                 | 2.24          | 462                                     | 44                |
| 443          | lock  | -                 | 0.90          | 99                                      | 13                |
| 445          | lighter (bidi/cigarette/gas stove)                        | -                 | 0.50          | 87                                      | 5                 |
| 446          | other goods for personal care and effects                 | -                 | 1.34          | 87                                      | 30                |
| 449          | goods for personal care and effects: s.t. (440-446)       | -                 | 5.35          | 517                                     | 73                |
| 450          | toilet soap   | -                 | 5.01          | 998                                     | 185               |
| 451          | toothbrush, toothpaste etc.                               | -                 | 3.49          | 754                                     | 170               |
| 452          | powder, snow, cream                                       | -                 | 2.21          | 379                                     | 73                |
| 453          | hair oil, lotion, shampoo, hair cream                     | -                 | 3.22          | 465                                     | 135               |
| 454          | comb  | -                 | 0.49          | 338                                     | 34                |
| 455          | shaving blades, shaving stick, razor                      | -                 | 1.65          | 849                                     | 155               |
| 456          | shaving cream   | -                 | 0.86          | 707                                     | 96                |
| 457          | sanitary napkins  | -                 | 0.92          | 73                                      | 39                |
| 458          | other toilet articles                                     | -                 | 1.27          | 163                                     | 60                |
| 459          | toilet articles: s.t. (450-458)                           | -                 | 19.15         | 1000                                    | 187               |
| 460          | electric bulb, tubelight                                  | -                 | 3.56          | 667                                     | 102               |
| 465          | bucket, water bottle/feeding bottle & other plastic goods | -                 | 0.54          | 42                                      | 15                |
| 467          | washing soap/soda   | -                 | 8.86          | 995                                     | 184               |
| 468          | other washing requisites                                  | -                 | 3.28          | 646                                     | 106               |
| 470          | agarbati  | -                 | 2.60          | 735                                     | 129               |
| 472          | insecticide, acid etc.                                    | -                 | 0.70          | 66                                      | 25                |
| 473          | other petty articles                                      | -                 | 0.91          | 166                                     | 54                |
| 479          | sundry articles: s.t. (460-473)                           | -                 | 21.30         | 1000                                    | 187               |
| 481          | sweeper   | -                 | 2.16          | 216                                     | 37                |
| 482          | barber, beautician etc.                                   | -                 | 5.46          | 973                                     | 181               |
| 483          | washerman, laundry, ironing                               | -                 | 1.63          | 409                                     | 44                |
| 484          | tailor  | -                 | 15.80         | 415                                     | 84                |
| 485          | priest  | -                 | 0.43          | 350                                     | 24                |
| 488          | telephone charges   | -                 | 8.80          | 263                                     | 86                |
| 490          | repair charges for non-durables                           | -                 | 0.70          | 43                                      | 6                 |
| 491          | grinding charges  | -                 | 2.93          | 672                                     | 64                |
| 492          | miscellaneous expenses                                    | -                 | 20.51         | 719                                     | 111               |
| 493          | pet animals (incl. birds, fish)                           | -                 | 2.09          | 27                                      | 10                |
| 494          | other consumer services excluding conveyance              | -                 | 0.79          | 71                                      | 35                |
| 499          | consumer services excluding conveyance: s.t. (480-494)    | -                 | 61.83         | 992                                     | 185               |
| 501          | railway fare  | -                 | 0.72          | 15                                      | 3                 |
| 502          | bus/tram fare   | -                 | 48.32         | 852                                     | 146               |
| 505          | rickshaw (hand drawn & cycle) fare                        | -                 | 1.07          | 80                                      | 24                |
| 507          | porter charges  | -                 | 1.03          | 5                                       | 2                 |
| 508          | petrol  | -                 | 27.87         | 387                                     | 48                |

\* Unless otherwise specified

(Contd.)

NSS Report No. 461: Consumption of Some Important Commodities in India, 1999-2000

**Table 4R: Monthly per capita quantity and value of consumption for non-food items for each State and UT**

| item code          | item   | quantity<br>(kg*) | value<br>(Rs) | Rural                                   |                   |
|--------------------|--|-------------------|---------------|---|-------------------|
|                    |  |                   |               | no. of households reporting consumption |                   |
|                    |  |                   |               | per 1000 households                     | sample households |
| (1)                | (2)  | (3)               | (4)           | (5)                                     | (6)               |
| <b>Delhi</b>       |  |                   |               |   |                   |
| 512                | school bus/van   | -                 | 1.08          | 27                                      | 9                 |
| 519                | conveyance : s.t. (500-513)  | -                 | 80.65         | 963                                     | 168               |
| 520                | house rent, garage rent (actual)   | -                 | 18.12         | 236                                     | 38                |
| 521                | residential land rent  | -                 | 1.71          | 17                                      | 3                 |
| 529                | rent: s.t. (520-522)   | -                 | 19.83         | 253                                     | 41                |
| 540                | water charges  | -                 | 1.18          | 116                                     | 64                |
| 549                | consumer taxes and cesses: s.t. (540-541)                                | -                 | 1.18          | 117                                     | 65                |
| 559                | furniture & fixtures: s.t. (550-557)                                     | -                 | 0.55          | 85                                      | 21                |
| 562                | television   | -                 | 0.62          | 68                                      | 23                |
| 566                | gramophone record, audio/video cassette                                  | -                 | 0.69          | 168                                     | 18                |
| 569                | goods for recreation: s.t.(560-568)                                      | -                 | 1.91          | 277                                     | 53                |
| 570                | gold ornaments   | -                 | 1.14          | 5                                       | 2                 |
| 579                | jewellery and ornaments: s.t. (570-573)                                  | -                 | 1.17          | 6                                       | 4                 |
| 580                | stainless steel utensils   | -                 | 1.94          | 513                                     | 69                |
| 583                | other crockery & utensils  | -                 | 0.50          | 322                                     | 33                |
| 589                | crockery & utensils: s.t. (580-583)                                      | -                 | 2.47          | 549                                     | 81                |
| 595                | stove  | -                 | 0.17          | 297                                     | 28                |
| 596                | pressure cooker/pressure pan   | -                 | 0.23          | 558                                     | 31                |
| 598                | electric iron, heater, toaster, oven & other electric heating appliances | -                 | 0.22          | 322                                     | 15                |
| 609                | cooking and household appliances: s.t. (590-600)                         | -                 | 1.13          | 718                                     | 84                |
| 610                | bicycle  | -                 | 0.72          | 499                                     | 60                |
| 611                | motor cycle, scooter   | -                 | 2.33          | 345                                     | 31                |
| 612                | motor car, jeep  | -                 | 0.50          | 8                                       | 11                |
| 619                | personal transport equipment: s.t. (610-614)                             | -                 | 3.61          | 705                                     | 90                |
| 630                | clock, watch   | -                 | 0.96          | 209                                     | 36                |
| 639                | other personal goods: s.t. (630-632)                                     | -                 | 1.04          | 242                                     | 46                |
| 641                | plugs, switches & other electrical fittings                              | -                 | 8.49          | 192                                     | 17                |
| 642                | residential building & land (cost of repairs only)                       | -                 | 7.94          | 151                                     | 5                 |
| 649                | residential building, land and other durables : s.t. (640-643)           | -                 | 16.71         | 351                                     | 25                |
| 659                | durable goods : total<br>(559+569+579+589+609+619+629+639+649)           | -                 | 28.60         | 903                                     | 155               |
| 999                | total non-food   | -                 | 510.00        | 1000                                    | 187               |
| <b>Lakshadweep</b> |  |                   |               |   |                   |
| 310                | pan : leaf (no.)   | 15.52             | 7.12          | 478                                     | 36                |
| 312                | supari (gm)  | 76.52             | 5.41          | 458                                     | 35                |
| 313                | lime (gm)  | 9.48              | 0.24          | 357                                     | 29                |
| 319                | pan: s.t. (310-315)  | -                 | 13.12         | 478                                     | 36                |
| 320                | bidi (no.)   | 36.18             | 6.33          | 277                                     | 25                |
| 321                | cigarettes (no.)   | 4.68              | 6.42          | 129                                     | 13                |
| 322                | leaf tobacco   | 5.71              | 1.98          | 254                                     | 19                |
| 329                | tobacco: s.t. (320-327)  | -                 | 14.74         | 518                                     | 46                |
| 341                | firewood and chips   | 32.31             | 22.34         | 817                                     | 67                |

\* Unless otherwise specified

(Contd.)

NSS Report No. 461: Consumption of Some Important Commodities in India, 1999-2000

**Table 4R: Monthly per capita quantity and value of consumption for non-food items for each State and UT**

| item code | item  | quantity<br>(kg*) | value<br>(Rs) | Rural                                   |                   |
|-----------|---|-------------------|---------------|---|-------------------|
|           |   |                   |               | no. of households reporting consumption |                   |
|           |   |                   |               | per 1000 households                     | sample households |
| (1)       | (2)   | (3)               | (4)           | (5)                                     | (6)               |
|           | <b>Lakshadweep</b>                                    |                   |               |   |                   |
| 342       | electricity (std. unit)                               | 17.67             | 36.22         | 985                                     | 83                |
| 344       | kerosene - P.D.S. (litre)                             | 1.13              | 4.69          | 859                                     | 75                |
| 346       | matches (box)   | 2.06              | 1.37          | 924                                     | 79                |
| 351       | candle (no.)  | 0.39              | 0.46          | 328                                     | 28                |
| 359       | fuel and light: s.t. (340-353)                        | -                 | 65.46         | 1000                                    | 84                |
| 360       | dhoti (m)   | 0.48              | 3.29          | 607                                     | 54                |
| 361       | sari (m)  | 0.10              | 7.85          | 534                                     | 47                |
| 362       | cloth for shirt, pyjama, salwar etc.(m)               | 0.07              | 5.03          | 653                                     | 62                |
| 363       | cloth for coat, trousers, overcoat etc. (m)           | 0.01              | 1.92          | 160                                     | 17                |
| 365       | lungi (no.)   | 0.06              | 5.60          | 943                                     | 80                |
| 366       | gamchha, towel, handkerchief (no.)                    | 0.07              | 1.30          | 784                                     | 70                |
| 367       | hosiery articles, stockings, under-garments etc.(no.) | 0.09              | 2.91          | 771                                     | 68                |
| 368       | ready-made garments (no.)                             | 0.05              | 11.01         | 658                                     | 57                |
| 370       | headwear (no.)  | 0.04              | 2.45          | 529                                     | 44                |
| 373       | clothing: others                                      | -                 | 2.82          | 431                                     | 33                |
| 379       | clothing: s.t. (360-373)                              | -                 | 44.28         | 1000                                    | 84                |
| 380       | bed sheet, bed cover (no.)                            | 0.01              | 2.18          | 314                                     | 28                |
| 382       | pillow, quilt, mattress (no.)                         | -                 | 0.25          | 104                                     | 9                 |
| 387       | bedding: others                                       | -                 | 1.11          | 139                                     | 11                |
| 389       | bedding etc.: s.t. (380-387)                          | -                 | 4.11          | 373                                     | 32                |
| 390       | leather boots, shoes (pair)                           | -                 | 1.29          | 94                                      | 6                 |
| 391       | leather sandals, chappals etc. (pair)                 | 0.02              | 2.77          | 421                                     | 37                |
| 393       | rubber / PVC footwear (pair)                          | 0.08              | 3.59          | 1000                                    | 84                |
| 399       | footwear: s.t. (390-394)                              | -                 | 8.13          | 1000                                    | 84                |
| 400       | books, journals                                       | -                 | 0.48          | 106                                     | 11                |
| 403       | stationery  | -                 | 0.17          | 135                                     | 15                |
| 409       | education: s.t. (400-406)                             | -                 | 1.74          | 222                                     | 21                |
| 410       | medicine  | -                 | 10.81         | 136                                     | 13                |
| 411       | X-ray, ECG, pathological test etc.                    | -                 | 0.75          | 48                                      | 7                 |
| 412       | doctor's/surgeon's fee                                | -                 | 0.90          | 65                                      | 7                 |
| 413       | hospital & nursing home charges                       | -                 | 7.82          | 108                                     | 11                |
| 414       | other medical expenses                                | -                 | 1.90          | 50                                      | 8                 |
| 419       | medical - institutional: s.t. (410-414)               | -                 | 22.18         | 165                                     | 15                |
| 420       | medicine  | -                 | 2.40          | 29                                      | 3                 |
| 429       | medical - non-institutional: s.t. (420-424)           | -                 | 2.41          | 29                                      | 3                 |
| 439       | entertainment : s.t. (430-437)                        | -                 | 0.80          | 45                                      | 4                 |
| 440       | spectacles  | -                 | 0.56          | 10                                      | 1                 |
| 444       | umbrella, raincoat                                    | -                 | 2.18          | 58                                      | 5                 |
| 449       | goods for personal care and effects: s.t. (440-446)   | -                 | 3.45          | 92                                      | 8                 |
| 450       | toilet soap   | -                 | 7.51          | 1000                                    | 84                |
| 451       | toothbrush, toothpaste etc.                           | -                 | 4.94          | 923                                     | 75                |
| 452       | powder, snow, cream                                   | -                 | 1.98          | 420                                     | 39                |
| 453       | hair oil, lotion, shampoo, hair cream                 | -                 | 4.06          | 889                                     | 77                |
| 454       | comb  | -                 | 0.06          | 116                                     | 8                 |

\* Unless otherwise specified

(Contd.)

NSS Report No. 461: Consumption of Some Important Commodities in India, 1999-2000

**Table 4R: Monthly per capita quantity and value of consumption for non-food items for each State and UT**

| item code          | item   | quantity<br>(kg*) | value<br>(Rs) | Rural                                   |                   |
|--------------------|--|-------------------|---------------|---|-------------------|
|                    |  |                   |               | no. of households reporting consumption |                   |
|                    |  |                   |               | per 1000 households                     | sample households |
| (1)                | (2)  | (3)               | (4)           | (5)                                     | (6)               |
| <b>Lakshadweep</b> |  |                   |               |   |                   |
| 455                | shaving blades, shaving stick, razor                           | -                 | 1.72          | 657                                     | 61                |
| 456                | shaving cream  | -                 | 0.62          | 215                                     | 19                |
| 459                | toilet articles: s.t. (450-458)                                | -                 | 21.03         | 1000                                    | 84                |
| 460                | electric bulb, tubelight                                       | -                 | 1.11          | 170                                     | 16                |
| 465                | bucket, water bottle/feeding bottle & other plastic goods      | -                 | 3.47          | 147                                     | 10                |
| 466                | coir, rope etc.  | -                 | 0.50          | 126                                     | 9                 |
| 467                | washing soap/soda  | -                 | 10.15         | 980                                     | 83                |
| 468                | other washing requisites                                       | -                 | 1.43          | 485                                     | 43                |
| 479                | sundry articles: s.t. (460-473)                                | -                 | 16.99         | 1000                                    | 84                |
| 482                | barber, beautician etc.  | -                 | 2.01          | 358                                     | 35                |
| 484                | tailor   | -                 | 10.73         | 225                                     | 22                |
| 485                | priest   | -                 | 1.45          | 282                                     | 28                |
| 487                | postage & telegram   | -                 | 0.33          | 150                                     | 16                |
| 488                | telephone charges  | -                 | 19.74         | 517                                     | 47                |
| 491                | grinding charges   | -                 | 0.60          | 161                                     | 16                |
| 493                | pet animals (incl. birds, fish)                                | -                 | 3.68          | 180                                     | 14                |
| 499                | consumer services excluding conveyance: s.t. (480-494)         | -                 | 38.98         | 844                                     | 74                |
| 503                | taxi, auto-rickshaw fare                                       | -                 | 1.67          | 118                                     | 11                |
| 504                | steamer, boat fare   | -                 | 6.83          | 163                                     | 12                |
| 508                | petrol   | -                 | 7.74          | 82                                      | 6                 |
| 519                | conveyance : s.t. (500-513)                                    | -                 | 16.66         | 310                                     | 26                |
| 520                | house rent, garage rent (actual)                               | -                 | 19.53         | 242                                     | 21                |
| 521                | residential land rent  | -                 | 1.86          | 26                                      | 2                 |
| 529                | rent: s.t. (520-522)   | -                 | 21.39         | 268                                     | 23                |
| 568                | other goods for recreation                                     | -                 | 0.22          | 100                                     | 8                 |
| 569                | goods for recreation: s.t.(560-568)                            | -                 | 0.29          | 131                                     | 10                |
| 570                | gold ornaments   | -                 | 27.40         | 137                                     | 12                |
| 579                | jewellery and ornaments: s.t. (570-573)                        | -                 | 27.40         | 137                                     | 12                |
| 597                | refrigerator   | -                 | 5.97          | 25                                      | 2                 |
| 609                | cooking and household appliances: s.t. (590-600)               | -                 | 6.36          | 48                                      | 4                 |
| 610                | bicycle  | -                 | 0.53          | 119                                     | 14                |
| 613                | tyres & tubes  | 0.01              | 0.83          | 125                                     | 9                 |
| 619                | personal transport equipment: s.t. (610-614)                   | -                 | 1.74          | 239                                     | 22                |
| 659                | durable goods : total<br>(559+569+579+589+609+619+629+639+649) | -                 | 36.70         | 501                                     | 43                |
| 999                | total non-food   | -                 | 332.00        | 1000                                    | 84                |
| <b>Pondicherry</b> |  |                   |               |   |                   |
| 310                | pan : leaf (no.)   | 18.24             | 2.41          | 246                                     | 74                |
| 312                | supari (gm)  | 8.77              | 1.22          | 222                                     | 67                |
| 313                | lime (gm)  | 2.13              | 0.18          | 215                                     | 66                |
| 319                | pan: s.t. (310-315)  | -                 | 3.97          | 268                                     | 78                |
| 320                | bidi (no.)   | 15.36             | 2.87          | 249                                     | 65                |
| 321                | cigarettes (no.)   | 1.29              | 1.67          | 80                                      | 29                |
| 322                | leaf tobacco   | 0.77              | 0.82          | 109                                     | 38                |

\* Unless otherwise specified

(Contd.)

NSS Report No. 461: Consumption of Some Important Commodities in India, 1999-2000

**Table 4R: Monthly per capita quantity and value of consumption for non-food items for each State and UT**

| item code | item  | quantity<br>(kg*) | value<br>(Rs) | Rural                                      |                      |
|-----------|---|-------------------|---------------|--|----------------------|
|           |   |                   |               | no. of households<br>reporting consumption |                      |
|           |   |                   |               | per 1000<br>households                     | sample<br>households |
| (1)       | (2)   | (3)               | (4)           | (5)  | (6)                  |
|           | <b>Pondicherry</b>                                    |                   |               |  |                      |
| 329       | tobacco: s.t. (320-327)                               | -                 | 5.85          | 379  | 113                  |
| 331       | toddy (litre)   | 0.21              | 2.17          | 94   | 22                   |
| 332       | country liquor (litre)                                | 0.31              | 8.71          | 219  | 54                   |
| 333       | beer (litre)  | 1.58              | 0.56          | 29   | 7                    |
| 334       | foreign liquor or refined liquor (litre)              | 0.01              | 1.44          | 42   | 11                   |
| 339       | intoxicants: s.t. (330-335)                           | -                 | 12.87         | 284  | 70                   |
| 341       | firewood and chips                                    | 12.36             | 21.56         | 859  | 244                  |
| 342       | electricity (std. unit)                               | 9.86              | 6.29          | 708  | 212                  |
| 343       | dung cake   | -                 | 0.95          | 138  | 43                   |
| 344       | kerosene - P.D.S. (litre)                             | 1.32              | 5.05          | 831  | 240                  |
| 345       | kerosene - other sources (litre)                      | 0.34              | 3.17          | 215  | 56                   |
| 346       | matches (box)   | 1.53              | 0.84          | 948  | 273                  |
| 348       | L.P.G.  | 0.30              | 3.29          | 101  | 53                   |
| 359       | fuel and light: s.t. (340-353)                        | -                 | 41.32         | 998  | 287                  |
| 360       | dhoti (m)   | 0.07              | 2.29          | 678  | 205                  |
| 361       | sari (m)  | 0.29              | 9.79          | 929  | 274                  |
| 362       | cloth for shirt, pyjama, salwar etc.(m)               | 0.10              | 6.17          | 804  | 242                  |
| 363       | cloth for coat, trousers, overcoat etc. (m)           | 0.04              | 4.73          | 638  | 195                  |
| 364       | chaddar, dupatta, shawl etc.(no.)                     | 0.01              | 0.71          | 153  | 47                   |
| 365       | lungi (no.)   | 0.04              | 2.43          | 800  | 238                  |
| 366       | gamchha, towel, handkerchief (no.)                    | 0.05              | 0.81          | 704  | 205                  |
| 367       | hosiery articles, stockings, under-garments etc.(no.) | 0.09              | 2.09          | 856  | 250                  |
| 368       | ready-made garments (no.)                             | 0.04              | 5.32          | 635  | 182                  |
| 373       | clothing: others                                      | -                 | 1.61          | 547  | 155                  |
| 379       | clothing: s.t. (360-373)                              | -                 | 35.98         | 981  | 283                  |
| 380       | bed sheet, bed cover (no.)                            | -                 | 0.43          | 101  | 42                   |
| 389       | bedding etc.: s.t. (380-387)                          | -                 | 0.67          | 148  | 53                   |
| 392       | other leather footwear (pair)                         | 0.01              | 0.87          | 205  | 72                   |
| 393       | rubber / PVC footwear (pair)                          | 0.04              | 1.77          | 712  | 216                  |
| 394       | other footwear (pair)                                 | 0.02              | 0.99          | 470  | 137                  |
| 399       | footwear: s.t. (390-394)                              | -                 | 4.31          | 913  | 267                  |
| 400       | books, journals                                       | -                 | 2.68          | 303  | 102                  |
| 403       | stationery  | -                 | 1.96          | 430  | 130                  |
| 404       | tuition and other fees (school, college, etc.)        | -                 | 8.16          | 321  | 102                  |
| 405       | private tutor/coaching centre                         | -                 | 0.55          | 50   | 17                   |
| 406       | other educational expenses                            | -                 | 1.93          | 270  | 80                   |
| 409       | education: s.t. (400-406)                             | -                 | 15.47         | 580  | 176                  |
| 410       | medicine  | -                 | 1.97          | 163  | 43                   |
| 411       | X-ray, ECG, pathological test etc.                    | -                 | 1.71          | 28   | 7                    |
| 412       | doctor's/surgeon's fee                                | -                 | 1.66          | 110  | 30                   |
| 413       | hospital & nursing home charges                       | -                 | 1.45          | 60   | 17                   |
| 414       | other medical expenses                                | -                 | 2.40          | 76   | 20                   |
| 419       | medical - institutional: s.t. (410-414)               | -                 | 9.19          | 173  | 46                   |
| 420       | medicine  | -                 | 15.77         | 505  | 155                  |

\* Unless otherwise specified

(Contd.)

NSS Report No. 461: Consumption of Some Important Commodities in India, 1999-2000

**Table 4R: Monthly per capita quantity and value of consumption for non-food items for each State and UT**

| item code | item   | quantity<br>(kg*) | value<br>(Rs) | Rural                                      |                      |
|-----------|--|-------------------|---------------|--|----------------------|
|           |  |                   |               | no. of households<br>reporting consumption |                      |
|           |  |                   |               | per 1000<br>households                     | sample<br>households |
| (1)       | (2)  | (3)               | (4)           | (5)  | (6)                  |
|           | <b>Pondicherry</b>                                     |                   |               |  |                      |
| 421       | X-ray, ECG, pathological test etc.                     | -                 | 0.69          | 29   | 8                    |
| 422       | doctor's/surgeon's fee                                 | -                 | 4.44          | 368  | 116                  |
| 424       | other medical expenses                                 | -                 | 1.32          | 73   | 28                   |
| 429       | medical - non-institutional: s.t. (420-424)            | -                 | 22.22         | 506  | 156                  |
| 430       | cinema, theatre  | -                 | 3.03          | 310  | 97                   |
| 437       | other entertainment                                    | -                 | 6.72          | 267  | 94                   |
| 439       | entertainment : s.t. (430-437)                         | -                 | 10.08         | 501  | 163                  |
| 449       | goods for personal care and effects: s.t. (440-446)    | -                 | 0.80          | 133  | 45                   |
| 450       | toilet soap  | -                 | 6.71          | 986  | 284                  |
| 451       | toothbrush, toothpaste etc.                            | -                 | 2.67          | 699  | 209                  |
| 452       | powder, snow, cream                                    | -                 | 1.52          | 408  | 117                  |
| 453       | hair oil, lotion, shampoo, hair cream                  | -                 | 6.21          | 970  | 278                  |
| 455       | shaving blades, shaving stick, razor                   | -                 | 1.11          | 651  | 192                  |
| 458       | other toilet articles                                  | -                 | 1.06          | 333  | 96                   |
| 459       | toilet articles: s.t. (450-458)                        | -                 | 19.94         | 995  | 286                  |
| 467       | washing soap/soda                                      | -                 | 6.57          | 988  | 285                  |
| 468       | other washing requisites                               | -                 | 1.34          | 404  | 129                  |
| 470       | agarbati   | -                 | 0.69          | 394  | 129                  |
| 471       | flower(fresh) : all purposes                           | -                 | 2.18          | 664  | 203                  |
| 473       | other petty articles                                   | -                 | 1.63          | 409  | 126                  |
| 479       | sundry articles: s.t. (460-473)                        | -                 | 13.24         | 996  | 287                  |
| 482       | barber, beautician etc.                                | -                 | 4.70          | 863  | 251                  |
| 483       | washerman, laundry, ironing                            | -                 | 0.94          | 163  | 62                   |
| 484       | tailor   | -                 | 3.86          | 191  | 54                   |
| 487       | postage & telegram                                     | -                 | 0.58          | 295  | 89                   |
| 488       | telephone charges                                      | -                 | 2.06          | 92   | 40                   |
| 491       | grinding charges                                       | -                 | 1.63          | 673  | 193                  |
| 492       | miscellaneous expenses                                 | -                 | 0.66          | 164  | 49                   |
| 499       | consumer services excluding conveyance: s.t. (480-494) | -                 | 15.30         | 973  | 280                  |
| 502       | bus/tram fare  | -                 | 19.19         | 856  | 244                  |
| 503       | taxi, auto-rickshaw fare                               | -                 | 0.50          | 38   | 14                   |
| 508       | petrol   | -                 | 4.89          | 63   | 38                   |
| 512       | school bus/van   | -                 | 0.65          | 22   | 9                    |
| 519       | conveyance : s.t. (500-513)                            | -                 | 26.22         | 871  | 254                  |
| 520       | house rent, garage rent (actual)                       | -                 | 5.44          | 84   | 26                   |
| 529       | rent: s.t. (520-522)                                   | -                 | 5.53          | 104  | 33                   |
| 540       | water charges  | -                 | 0.50          | 176  | 71                   |
| 541       | other consumer taxes & cesses                          | -                 | 0.42          | 227  | 71                   |
| 549       | consumer taxes and cesses: s.t. (540-541)              | -                 | 0.92          | 326  | 108                  |
| 559       | furniture & fixtures: s.t. (550-557)                   | -                 | 0.80          | 38   | 13                   |
| 562       | television   | -                 | 2.73          | 58   | 16                   |
| 569       | goods for recreation: s.t.(560-568)                    | -                 | 2.74          | 62   | 17                   |
| 570       | gold ornaments   | -                 | 1.22          | 15   | 7                    |
| 579       | jewellery and ornaments: s.t. (570-573)                | -                 | 1.46          | 32   | 14                   |

\* Unless otherwise specified

(Contd.)

NSS Report No. 461: Consumption of Some Important Commodities in India, 1999-2000



**Table 4R: Monthly per capita quantity and value of consumption for non-food items for each State and UT**

| <b>Rural</b> |  |                   |               |  |                      |
|--------------|--|-------------------|---------------|--|----------------------|
| item code    | item   | quantity<br>(kg*) | value<br>(Rs) | no. of households<br>reporting consumption |                      |
|              |  |                   |               | per 1000<br>households                     | sample<br>households |
| (1)          | (2)  | (3)               | (4)           | (5)  | (6)                  |
|              | <b>Pondicherry</b>   |                   |               |  |                      |
| 592          | lantern, lamp, electric lampshade                              | -                 | 0.14          | 158  | 54                   |
| 595          | stove  | -                 | 0.66          | 123  | 36                   |
| 609          | cooking and household appliances: s.t. (590-600)               | -                 | 1.99          | 302  | 95                   |
| 610          | bicycle  | -                 | 0.95          | 327  | 98                   |
| 611          | motor cycle, scooter   | -                 | 2.72          | 43   | 28                   |
| 613          | tyres & tubes  | 0.01              | 0.40          | 138  | 47                   |
| 619          | personal transport equipment: s.t. (610-614)                   | -                 | 4.11          | 380  | 120                  |
| 642          | residential building & land (cost of repairs only)             | -                 | 3.77          | 139  | 49                   |
| 649          | residential building, land and other durables : s.t. (640-643) | -                 | 4.11          | 165  | 55                   |
| 659          | durable goods : total<br>(559+569+579+589+609+619+629+639+649) | -                 | 15.46         | 581  | 179                  |
| 999          | total non-food   | -                 | 259.00        | 1000                                       | 288                  |

\* Unless otherwise specified

**Table 4U: Monthly per capita quantity and value of consumption for non-food items for each State and UT**

| item code             | item  | quantity<br>(kg*) | value<br>(Rs) | Urban                               |                                     |
|-----------------------|---|-------------------|---------------|-------------------------------------|-------------------------------------|
|                       |   |                   |               | no. of households                   |                                     |
|                       |   |                   |               | reporting<br>per 1000<br>households | consumption<br>sample<br>households |
| (1)                   | (2)   | (3)               | (4)           | (5)                                 | (6)                                 |
| <b>Andhra Pradesh</b> |   |                   |               |                                     |                                     |
| 311                   | pan : finished (no.)                                  | 0.32              | 0.51          | 23                                  | 127                                 |
| 319                   | pan: s.t. (310-315)                                   | -                 | 1.12          | 79                                  | 318                                 |
| 320                   | bidi (no.)  | 14.27             | 2.57          | 113                                 | 372                                 |
| 321                   | cigarettes (no.)                                      | 8.03              | 8.72          | 147                                 | 523                                 |
| 325                   | cheroot (no.)   | 1.56              | 0.50          | 36                                  | 127                                 |
| 329                   | tobacco: s.t. (320-327)                               | -                 | 12.10         | 305                                 | 1050                                |
| 331                   | toddy (litre)   | 0.19              | 1.34          | 43                                  | 133                                 |
| 332                   | country liquor (litre)                                | 0.04              | 0.92          | 19                                  | 69                                  |
| 333                   | beer (litre)  | 0.01              | 0.61          | 18                                  | 65                                  |
| 334                   | foreign liquor or refined liquor (litre)              | 0.16              | 2.11          | 34                                  | 140                                 |
| 339                   | intoxicants: s.t. (330-335)                           | -                 | 5.03          | 110                                 | 395                                 |
| 341                   | firewood and chips                                    | 5.38              | 5.84          | 326                                 | 1054                                |
| 342                   | electricity (std. unit)                               | 18.58             | 24.06         | 864                                 | 3384                                |
| 344                   | kerosene - P.D.S. (litre)                             | 0.73              | 2.74          | 440                                 | 1674                                |
| 345                   | kerosene - other sources (litre)                      | 0.58              | 5.21          | 350                                 | 1244                                |
| 346                   | matches (box)   | 1.35              | 0.75          | 870                                 | 3341                                |
| 348                   | L.P.G.  | 1.15              | 15.09         | 437                                 | 1841                                |
| 351                   | candle (no.)  | 0.19              | 0.23          | 199                                 | 823                                 |
| 359                   | fuel and light: s.t. (340-353)                        | -                 | 54.28         | 975                                 | 3737                                |
| 360                   | dhoti (m)   | 0.02              | 0.56          | 123                                 | 451                                 |
| 361                   | sari (m)  | 0.24              | 13.28         | 857                                 | 3349                                |
| 362                   | cloth for shirt, pyjama, salwar etc.(m)               | 0.12              | 7.71          | 862                                 | 3313                                |
| 363                   | cloth for coat, trousers, overcoat etc. (m)           | 0.07              | 7.64          | 748                                 | 2816                                |
| 365                   | lungi (no.)   | 0.03              | 1.82          | 750                                 | 2872                                |
| 366                   | gamchha, towel, handkerchief (no.)                    | 0.03              | 0.93          | 541                                 | 2242                                |
| 367                   | hosiery articles, stockings, under-garments etc.(no.) | 0.08              | 2.63          | 668                                 | 2577                                |
| 368                   | ready-made garments (no.)                             | 0.05              | 7.97          | 638                                 | 2543                                |
| 373                   | clothing: others                                      | -                 | 0.82          | 224                                 | 876                                 |
| 379                   | clothing: s.t. (360-373)                              | -                 | 43.74         | 964                                 | 3689                                |
| 380                   | bed sheet, bed cover (no.)                            | 0.01              | 1.37          | 236                                 | 948                                 |
| 389                   | bedding etc.: s.t. (380-387)                          | -                 | 1.81          | 280                                 | 1125                                |
| 390                   | leather boots, shoes (pair)                           | 0.01              | 1.74          | 199                                 | 790                                 |
| 391                   | leather sandals, chappals etc. (pair)                 | 0.01              | 1.98          | 340                                 | 1482                                |
| 392                   | other leather footwear (pair)                         | 0.01              | 1.50          | 309                                 | 1137                                |
| 393                   | rubber / PVC footwear (pair)                          | 0.04              | 1.55          | 716                                 | 2705                                |
| 394                   | other footwear (pair)                                 | 0.01              | 0.33          | 132                                 | 605                                 |
| 399                   | footwear: s.t. (390-394)                              | -                 | 7.08          | 933                                 | 3568                                |
| 400                   | books, journals                                       | -                 | 6.16          | 531                                 | 2014                                |
| 401                   | newspapers, periodicals                               | -                 | 1.45          | 145                                 | 698                                 |
| 403                   | stationery  | -                 | 2.71          | 558                                 | 2109                                |
| 404                   | tuition and other fees (school, college, etc.)        | -                 | 24.95         | 451                                 | 1770                                |
| 405                   | private tutor/coaching centre                         | -                 | 2.85          | 112                                 | 466                                 |
| 406                   | other educational expenses                            | -                 | 0.81          | 117                                 | 493                                 |
| 409                   | education: s.t. (400-406)                             | -                 | 38.96         | 665                                 | 2590                                |

\* Unless otherwise specified

(Contd.)

NSS Report No. 461: Consumption of Some Important Commodities in India, 1999-2000

**Table 4U: Monthly per capita quantity and value of consumption for non-food items for each State and UT**

| item code             | item   | quantity<br>(kg*) | value<br>(Rs) | Urban                               |                                     |
|-----------------------|--|-------------------|---------------|-------------------------------------|-------------------------------------|
|                       |  |                   |               | no. of households                   |                                     |
|                       |  |                   |               | reporting<br>per 1000<br>households | consumption<br>sample<br>households |
| (1)                   | (2)  | (3)               | (4)           | (5)                                 | (6)                                 |
| <b>Andhra Pradesh</b> |  |                   |               |                                     |                                     |
| 410                   | medicine   | -                 | 2.66          | 133                                 | 588                                 |
| 411                   | X-ray, ECG, pathological test etc.                     | -                 | 0.54          | 35                                  | 152                                 |
| 412                   | doctor's/surgeon's fee                                 | -                 | 1.09          | 117                                 | 527                                 |
| 413                   | hospital & nursing home charges                        | -                 | 1.64          | 32                                  | 153                                 |
| 414                   | other medical expenses                                 | -                 | 0.50          | 22                                  | 110                                 |
| 419                   | medical - institutional: s.t. (410-414)                | -                 | 6.43          | 135                                 | 597                                 |
| 420                   | medicine   | -                 | 19.92         | 519                                 | 2029                                |
| 421                   | X-ray, ECG, pathological test etc.                     | -                 | 1.16          | 29                                  | 130                                 |
| 422                   | doctor's/surgeon's fee                                 | -                 | 3.82          | 307                                 | 1225                                |
| 429                   | medical - non-institutional: s.t. (420-424)            | -                 | 25.36         | 529                                 | 2064                                |
| 430                   | cinema, theatre  | -                 | 5.26          | 405                                 | 1538                                |
| 439                   | entertainment : s.t. (430-437)                         | -                 | 12.83         | 630                                 | 2459                                |
| 449                   | goods for personal care and effects: s.t. (440-446)    | -                 | 1.25          | 109                                 | 410                                 |
| 450                   | toilet soap  | -                 | 8.61          | 993                                 | 3783                                |
| 451                   | toothbrush, toothpaste etc.                            | -                 | 4.35          | 880                                 | 3450                                |
| 452                   | powder, snow, cream                                    | -                 | 2.00          | 417                                 | 1709                                |
| 453                   | hair oil, lotion, shampoo, hair cream                  | -                 | 4.84          | 940                                 | 3614                                |
| 455                   | shaving blades, shaving stick, razor                   | -                 | 1.30          | 574                                 | 2370                                |
| 456                   | shaving cream  | -                 | 0.46          | 158                                 | 731                                 |
| 458                   | other toilet articles                                  | -                 | 1.76          | 500                                 | 1797                                |
| 459                   | toilet articles: s.t. (450-458)                        | -                 | 23.72         | 1000                                | 3803                                |
| 460                   | electric bulb, tubelight                               | -                 | 1.00          | 183                                 | 736                                 |
| 467                   | washing soap/soda                                      | -                 | 7.46          | 966                                 | 3696                                |
| 468                   | other washing requisites                               | -                 | 2.00          | 482                                 | 1838                                |
| 470                   | agarbati   | -                 | 1.42          | 562                                 | 2229                                |
| 471                   | flower(fresh) : all purposes                           | -                 | 1.52          | 459                                 | 1802                                |
| 472                   | insecticide, acid etc.                                 | -                 | 0.95          | 166                                 | 688                                 |
| 473                   | other petty articles                                   | -                 | 1.13          | 320                                 | 1159                                |
| 479                   | sundry articles: s.t. (460-473)                        | -                 | 16.07         | 988                                 | 3773                                |
| 480                   | domestic servant/cook                                  | -                 | 3.38          | 83                                  | 415                                 |
| 482                   | barber, beautician etc.                                | -                 | 3.78          | 804                                 | 3068                                |
| 483                   | washer man, laundry, ironing                           | -                 | 5.40          | 506                                 | 1895                                |
| 484                   | tailor   | -                 | 2.21          | 73                                  | 284                                 |
| 487                   | postage & telegram                                     | -                 | 0.62          | 204                                 | 803                                 |
| 488                   | telephone charges                                      | -                 | 9.00          | 248                                 | 1069                                |
| 491                   | grinding charges                                       | -                 | 0.89          | 342                                 | 1476                                |
| 492                   | miscellaneous expenses                                 | -                 | 1.78          | 250                                 | 1011                                |
| 494                   | other consumer services excluding conveyance           | -                 | 0.64          | 115                                 | 448                                 |
| 499                   | consumer services excluding conveyance: s.t. (480-494) | -                 | 28.63         | 954                                 | 3657                                |
| 501                   | railway fare   | -                 | 2.24          | 37                                  | 111                                 |
| 502                   | bus/tram fare  | -                 | 14.75         | 551                                 | 2139                                |
| 503                   | taxi, auto-rickshaw fare                               | -                 | 3.19          | 164                                 | 752                                 |
| 505                   | rickshaw (hand drawn & cycle) fare                     | -                 | 0.68          | 49                                  | 195                                 |
| 508                   | petrol   | -                 | 15.94         | 181                                 | 815                                 |

\* Unless otherwise specified

(Contd.)

NSS Report No. 461: Consumption of Some Important Commodities in India, 1999-2000

**Table 4U: Monthly per capita quantity and value of consumption for non-food items for each State and UT**

| item code                | item   | quantity<br>(kg*) | value<br>(Rs) | Urban                               |                                     |
|--------------------------|--|-------------------|---------------|-------------------------------------|-------------------------------------|
|                          |  |                   |               | no.of households                    |                                     |
|                          |  |                   |               | reporting<br>per 1000<br>households | consumption<br>sample<br>households |
| (1)                      | (2)  | (3)               | (4)           | (5)                                 | (6)                                 |
| <b>Andhra Pradesh</b>    |  |                   |               |                                     |                                     |
| 511                      | lubricating oil  | -                 | 0.56          | 63                                  | 345                                 |
| 519                      | conveyance : s.t. (500-513)                                    | -                 | 38.46         | 712                                 | 2839                                |
| 520                      | house rent, garage rent (actual)                               | -                 | 61.64         | 446                                 | 1585                                |
| 521                      | residential land rent  | -                 | 3.43          | 54                                  | 148                                 |
| 529                      | rent: s.t. (520-522)   | -                 | 65.26         | 477                                 | 1702                                |
| 539                      | house rent, garage rent (imputed- urban only)                  | -                 | 75.24         | 465                                 | 1888                                |
| 540                      | water charges  | -                 | 2.08          | 202                                 | 1102                                |
| 541                      | other consumer taxes & cesses                                  | -                 | 2.43          | 240                                 | 988                                 |
| 549                      | consumer taxes and cesses: s.t. (540-541)                      | -                 | 4.52          | 349                                 | 1640                                |
| 559                      | furniture & fixtures: s.t. (550-557)                           | -                 | 0.87          | 26                                  | 100                                 |
| 562                      | television   | -                 | 2.67          | 41                                  | 170                                 |
| 569                      | goods for recreation: s.t.(560-568)                            | -                 | 3.03          | 69                                  | 326                                 |
| 570                      | gold ornaments   | -                 | 5.93          | 33                                  | 155                                 |
| 579                      | jewellery and ornaments: s.t. (570-573)                        | -                 | 6.38          | 39                                  | 185                                 |
| 580                      | stainless steel utensils                                       | -                 | 0.64          | 111                                 | 437                                 |
| 589                      | crockery & utensils: s.t. (580-583)                            | -                 | 0.80          | 131                                 | 507                                 |
| 609                      | cooking and household appliances: s.t. (590-600)               | -                 | 1.68          | 73                                  | 302                                 |
| 610                      | bicycle  | -                 | 0.81          | 251                                 | 946                                 |
| 611                      | motor cycle, scooter   | -                 | 4.24          | 151                                 | 684                                 |
| 619                      | personal transport equipment: s.t. (610-614)                   | -                 | 5.44          | 388                                 | 1559                                |
| 642                      | residential building & land (cost of repairs only)             | -                 | 1.30          | 71                                  | 317                                 |
| 649                      | residential building, land and other durables : s.t. (640-643) | -                 | 1.36          | 88                                  | 364                                 |
| 659                      | durable goods : total<br>(559+569+579+589+609+619+629+639+649) | -                 | 19.86         | 546                                 | 2171                                |
| 999                      | total non-food   | -                 | 407.00        | 1000                                | 3806                                |
| <b>Arunachal Pradesh</b> |  |                   |               |                                     |                                     |
| 310                      | pan : leaf (no.)   | 3.47              | 1.72          | 123                                 | 33                                  |
| 311                      | pan : finished (no.)   | 2.42              | 4.25          | 180                                 | 50                                  |
| 312                      | supari (gm)  | 4.46              | 0.80          | 50                                  | 14                                  |
| 313                      | lime (gm)  | 3.22              | 0.15          | 122                                 | 30                                  |
| 315                      | other ingredients for pan (gm)                                 | 16.17             | 0.94          | 75                                  | 18                                  |
| 319                      | pan: s.t. (310-315)  | -                 | 7.89          | 373                                 | 98                                  |
| 320                      | bidi (no.)   | 5.59              | 1.50          | 176                                 | 30                                  |
| 321                      | cigarettes (no.)   | 4.91              | 8.45          | 144                                 | 35                                  |
| 322                      | leaf tobacco   | 2.65              | 1.09          | 178                                 | 45                                  |
| 327                      | other tobacco products (gm)                                    | 3.72              | 0.89          | 67                                  | 15                                  |
| 329                      | tobacco: s.t. (320-327)  | -                 | 11.96         | 507                                 | 113                                 |
| 332                      | country liquor (litre)   | 0.86              | 7.65          | 167                                 | 30                                  |
| 333                      | beer (litre)   | 0.06              | 1.79          | 56                                  | 13                                  |
| 334                      | foreign liquor or refined liquor (litre)                       | 1.19              | 17.43         | 233                                 | 49                                  |
| 335                      | other intoxicants  | -                 | 1.41          | 33                                  | 5                                   |
| 339                      | intoxicants: s.t. (330-335)                                    | -                 | 28.51         | 433                                 | 83                                  |
| 341                      | firewood and chips   | 15.71             | 18.96         | 321                                 | 68                                  |

\* Unless otherwise specified

(Contd.)

NSS Report No. 461: Consumption of Some Important Commodities in India, 1999-2000

**Table 4U: Monthly per capita quantity and value of consumption for non-food items for each State and UT**

| item code                | item  | quantity<br>(kg*) | value<br>(Rs) | Urban                  |                      |
|--------------------------|---|-------------------|---------------|------------------------|----------------------|
|                          |   |                   |               | no. of households      |                      |
|                          |   |                   |               | reporting              | consumption          |
| (1)                      | (2)   | (3)               | (4)           | per 1000<br>households | sample<br>households |
| (5)                      | (6)   |                   |               |                        |                      |
| <b>Arunachal Pradesh</b> |   |                   |               |                        |                      |
| 342                      | electricity (std. unit)   | 7.63              | 7.19          | 870                    | 186                  |
| 344                      | kerosene - P.D.S. (litre)   | 0.56              | 2.37          | 523                    | 115                  |
| 345                      | kerosene - other sources (litre)  | 0.09              | 0.53          | 85                     | 20                   |
| 346                      | matches (box)   | 0.93              | 0.92          | 747                    | 161                  |
| 348                      | L.P.G.  | 4.29              | 28.19         | 737                    | 181                  |
| 351                      | candle (no.)  | 0.68              | 0.97          | 350                    | 70                   |
| 359                      | fuel and light: s.t. (340-353)  | -                 | 59.32         | 1000                   | 233                  |
| 361                      | sari (m)  | 0.04              | 3.20          | 254                    | 60                   |
| 362                      | cloth for shirt, pyjama, salwar etc.(m)                                   | 0.05              | 3.59          | 438                    | 97                   |
| 363                      | cloth for coat, trousers, overcoat etc. (m)                               | -                 | 0.50          | 52                     | 20                   |
| 364                      | chaddar, dupatta, shawl etc.(no.)   | 0.01              | 1.21          | 198                    | 47                   |
| 365                      | lungi (no.)   | 0.01              | 1.40          | 201                    | 56                   |
| 366                      | gamchha, towel, handkerchief (no.)  | 0.03              | 1.29          | 382                    | 100                  |
| 367                      | hosiery articles, stockings, under-garments etc.(no.)                     | 0.03              | 1.26          | 292                    | 82                   |
| 368                      | ready-made garments (no.)   | 0.06              | 9.57          | 639                    | 156                  |
| 371                      | knitted garments, swea- ter, pullover, cardigan, muffler, scarf etc.(no.) | 0.01              | 3.67          | 232                    | 52                   |
| 372                      | knitting wool, cotton yarn (gm)   | 0.77              | 0.55          | 86                     | 20                   |
| 373                      | clothing: others  | -                 | 3.26          | 304                    | 89                   |
| 379                      | clothing: s.t. (360-373)  | -                 | 29.91         | 859                    | 208                  |
| 380                      | bed sheet, bed cover (no.)  | 0.02              | 2.46          | 443                    | 121                  |
| 381                      | rug, blanket (no.)  | 0.01              | 3.21          | 241                    | 56                   |
| 383                      | cloth for upholstery, curtain, table-cloth etc. (m)                       | 0.01              | 0.56          | 70                     | 21                   |
| 384                      | mosquito net (no.)  | 0.01              | 1.60          | 256                    | 72                   |
| 387                      | bedding: others   | -                 | 0.55          | 44                     | 13                   |
| 389                      | bedding etc.: s.t. (380-387)  | -                 | 9.22          | 595                    | 154                  |
| 390                      | leather boots, shoes (pair)   | 0.01              | 4.31          | 349                    | 91                   |
| 391                      | leather sandals, chappals etc. (pair)                                     | 0.02              | 2.41          | 390                    | 107                  |
| 392                      | other leather footwear (pair)   | 0.01              | 2.00          | 233                    | 59                   |
| 393                      | rubber / PVC footwear (pair)  | 0.03              | 1.24          | 500                    | 115                  |
| 394                      | other footwear (pair)   | 0.01              | 1.08          | 196                    | 54                   |
| 399                      | footwear: s.t. (390-394)  | -                 | 11.04         | 884                    | 211                  |
| 400                      | books, journals   | -                 | 2.70          | 372                    | 91                   |
| 401                      | newspapers, periodicals   | -                 | 0.62          | 130                    | 39                   |
| 403                      | stationery  | -                 | 2.15          | 280                    | 71                   |
| 404                      | tuition and other fees (school, college, etc.)                            | -                 | 6.72          | 248                    | 60                   |
| 405                      | private tutor/coaching centre   | -                 | 1.08          | 47                     | 10                   |
| 406                      | other educational expenses  | -                 | 7.00          | 352                    | 81                   |
| 409                      | education: s.t. (400-406)   | -                 | 20.27         | 656                    | 159                  |
| 410                      | medicine  | -                 | 3.98          | 431                    | 101                  |
| 414                      | other medical expenses  | -                 | 1.93          | 148                    | 47                   |
| 419                      | medical - institutional: s.t. (410-414)                                   | -                 | 6.45          | 464                    | 109                  |
| 420                      | medicine  | -                 | 15.04         | 370                    | 96                   |
| 421                      | X-ray, ECG, pathological test etc.  | -                 | 3.52          | 31                     | 5                    |

\* Unless otherwise specified

(Contd.)

NSS Report No. 461: Consumption of Some Important Commodities in India, 1999-2000

**Table 4U: Monthly per capita quantity and value of consumption for non-food items for each State and UT**

| item code                | item  | quantity<br>(kg*) | value<br>(Rs) | Urban                               |                                     |
|--------------------------|---|-------------------|---------------|-------------------------------------|-------------------------------------|
|                          |   |                   |               | no. of households                   |                                     |
|                          |   |                   |               | reporting<br>per 1000<br>households | consumption<br>sample<br>households |
| (1)                      | (2)   | (3)               | (4)           | (5)                                 | (6)                                 |
| <b>Arunachal Pradesh</b> |   |                   |               |                                     |                                     |
| 424                      | other medical expenses                                    | -                 | 3.91          | 97                                  | 28                                  |
| 429                      | medical - non-institutional: s.t. (420-424)               | -                 | 23.16         | 404                                 | 105                                 |
| 430                      | cinema, theatre   | -                 | 0.64          | 79                                  | 28                                  |
| 439                      | entertainment : s.t. (430-437)                            | -                 | 4.33          | 188                                 | 59                                  |
| 440                      | spectacles  | -                 | 0.79          | 10                                  | 3                                   |
| 441                      | torch   | -                 | 2.35          | 105                                 | 25                                  |
| 442                      | pen   | -                 | 0.70          | 152                                 | 45                                  |
| 444                      | umbrella, raincoat  | -                 | 2.31          | 80                                  | 23                                  |
| 446                      | other goods for personal care and effects                 | -                 | 0.87          | 66                                  | 22                                  |
| 449                      | goods for personal care and effects: s.t. (440-446)       | -                 | 7.53          | 297                                 | 83                                  |
| 450                      | toilet soap   | -                 | 5.81          | 803                                 | 185                                 |
| 451                      | toothbrush, toothpaste etc.                               | -                 | 4.44          | 718                                 | 175                                 |
| 452                      | powder, snow, cream                                       | -                 | 2.06          | 271                                 | 67                                  |
| 453                      | hair oil, lotion, shampoo, hair cream                     | -                 | 5.24          | 571                                 | 146                                 |
| 455                      | shaving blades, shaving stick, razor                      | -                 | 0.80          | 268                                 | 73                                  |
| 456                      | shaving cream   | -                 | 0.45          | 139                                 | 35                                  |
| 458                      | other toilet articles                                     | -                 | 1.70          | 192                                 | 47                                  |
| 459                      | toilet articles: s.t. (450-458)                           | -                 | 20.74         | 986                                 | 228                                 |
| 460                      | electric bulb, tubelight                                  | -                 | 1.11          | 208                                 | 74                                  |
| 465                      | bucket, water bottle/feeding bottle & other plastic goods | -                 | 3.89          | 136                                 | 33                                  |
| 467                      | washing soap/soda   | -                 | 4.24          | 704                                 | 162                                 |
| 468                      | other washing requisites                                  | -                 | 1.20          | 233                                 | 57                                  |
| 470                      | agarbati  | -                 | 1.48          | 305                                 | 79                                  |
| 479                      | sundry articles: s.t. (460-473)                           | -                 | 13.11         | 819                                 | 197                                 |
| 480                      | domestic servant/cook                                     | -                 | 2.15          | 30                                  | 11                                  |
| 482                      | barber, beautician etc.                                   | -                 | 2.23          | 442                                 | 108                                 |
| 484                      | tailor  | -                 | 3.65          | 136                                 | 41                                  |
| 485                      | priest  | -                 | 0.93          | 27                                  | 8                                   |
| 487                      | postage & telegram  | -                 | 1.01          | 244                                 | 57                                  |
| 488                      | telephone charges   | -                 | 3.62          | 90                                  | 25                                  |
| 492                      | miscellaneous expenses                                    | -                 | 4.33          | 166                                 | 51                                  |
| 499                      | consumer services excluding conveyance: s.t. (480-494)    | -                 | 19.68         | 606                                 | 149                                 |
| 500                      | airway fare   | -                 | 0.66          | 1                                   | 1                                   |
| 502                      | bus/tram fare   | -                 | 2.59          | 90                                  | 19                                  |
| 503                      | taxi, auto-rickshaw fare                                  | -                 | 2.23          | 124                                 | 31                                  |
| 508                      | petrol  | -                 | 4.85          | 65                                  | 19                                  |
| 510                      | diesel  | -                 | 0.67          | 11                                  | 2                                   |
| 512                      | school bus/van  | -                 | 1.74          | 42                                  | 9                                   |
| 513                      | other hired conveyance                                    | -                 | 1.47          | 38                                  | 11                                  |
| 519                      | conveyance : s.t. (500-513)                               | -                 | 14.85         | 323                                 | 76                                  |
| 520                      | house rent, garage rent (actual)                          | -                 | 10.85         | 116                                 | 26                                  |
| 521                      | residential land rent                                     | -                 | 1.71          | 40                                  | 6                                   |
| 522                      | consumer rent (other goods)                               | -                 | 2.86          | 32                                  | 7                                   |
| 529                      | rent: s.t. (520-522)                                      | -                 | 15.42         | 183                                 | 38                                  |

\* Unless otherwise specified

(Contd.)

NSS Report No. 461: Consumption of Some Important Commodities in India, 1999-2000

**Table 4U: Monthly per capita quantity and value of consumption for non-food items for each State and UT**

| item code                | item   | quantity<br>(kg*) | value<br>(Rs) | Urban                               |                                     |
|--------------------------|--|-------------------|---------------|-------------------------------------|-------------------------------------|
|                          |  |                   |               | no. of households                   |                                     |
|                          |  |                   |               | reporting<br>per 1000<br>households | consumption<br>sample<br>households |
| (1)                      | (2)  | (3)               | (4)           | (5)                                 | (6)                                 |
| <b>Arunachal Pradesh</b> |  |                   |               |                                     |                                     |
| 539                      | house rent, garage rent (imputed- urban only)                            | -                 | 7.33          | 96                                  | 29                                  |
| 540                      | water charges  | -                 | 0.43          | 180                                 | 52                                  |
| 549                      | consumer taxes and cesses: s.t. (540-541)                                | -                 | 0.76          | 185                                 | 54                                  |
| 551                      | almirah, dressing table  | -                 | 1.09          | 16                                  | 4                                   |
| 559                      | furniture & fixtures: s.t. (550-557)                                     | -                 | 2.70          | 133                                 | 35                                  |
| 561                      | radio  | -                 | 0.69          | 72                                  | 14                                  |
| 563                      | VCR/VCP  | -                 | 0.78          | 4                                   | 2                                   |
| 569                      | goods for recreation: s.t.(560-568)                                      | -                 | 2.27          | 129                                 | 28                                  |
| 570                      | gold ornaments   | -                 | 4.38          | 69                                  | 25                                  |
| 579                      | jewellery and ornaments: s.t. (570-573)                                  | -                 | 6.28          | 127                                 | 42                                  |
| 580                      | stainless steel utensils   | -                 | 0.79          | 114                                 | 33                                  |
| 589                      | crockery & utensils: s.t. (580-583)                                      | -                 | 1.79          | 175                                 | 51                                  |
| 598                      | electric iron, heater, toaster, oven & other electric heating appliances | -                 | 0.52          | 45                                  | 15                                  |
| 600                      | other cooking/household appliances                                       | -                 | 0.61          | 74                                  | 24                                  |
| 609                      | cooking and household appliances: s.t. (590-600)                         | -                 | 1.66          | 151                                 | 46                                  |
| 632                      | any other personal goods   | -                 | 0.78          | 47                                  | 15                                  |
| 639                      | other personal goods: s.t. (630-632)                                     | -                 | 1.55          | 163                                 | 40                                  |
| 642                      | residential building & land (cost of repairs only)                       | -                 | 1.29          | 50                                  | 5                                   |
| 649                      | residential building, land and other durables : s.t. (640-643)           | -                 | 1.95          | 131                                 | 28                                  |
| 659                      | durable goods : total<br>(559+569+579+589+609+619+629+639+649)           | -                 | 18.85         | 404                                 | 94                                  |
| 999                      | total non-food   | -                 | 323.00        | 1000                                | 233                                 |
| <b>Assam</b>             |  |                   |               |                                     |                                     |
| 310                      | pan : leaf (no.)   | 14.98             | 2.35          | 540                                 | 450                                 |
| 311                      | pan : finished (no.)   | 4.05              | 6.37          | 385                                 | 319                                 |
| 312                      | supari (gm)  | 58.98             | 4.53          | 508                                 | 420                                 |
| 313                      | lime (gm)  | 8.20              | 0.21          | 458                                 | 370                                 |
| 315                      | other ingredients for pan (gm)   | 2.68              | 0.61          | 99                                  | 74                                  |
| 319                      | pan: s.t. (310-315)  | -                 | 14.06         | 765                                 | 639                                 |
| 320                      | bidi (no.)   | 7.29              | 1.07          | 175                                 | 124                                 |
| 321                      | cigarettes (no.)   | 4.01              | 4.89          | 198                                 | 184                                 |
| 322                      | leaf tobacco   | 1.19              | 0.66          | 150                                 | 138                                 |
| 329                      | tobacco: s.t. (320-327)  | -                 | 7.05          | 528                                 | 450                                 |
| 332                      | country liquor (litre)   | 0.06              | 1.02          | 51                                  | 60                                  |
| 334                      | foreign liquor or refined liquor (litre)                                 | 0.01              | 1.60          | 22                                  | 22                                  |
| 339                      | intoxicants: s.t. (330-335)  | -                 | 2.93          | 81                                  | 101                                 |
| 341                      | firewood and chips   | 8.09              | 8.26          | 351                                 | 263                                 |
| 342                      | electricity (std. unit)  | 9.43              | 15.87         | 655                                 | 574                                 |
| 344                      | kerosene - P.D.S. (litre)  | 0.40              | 1.53          | 500                                 | 418                                 |
| 345                      | kerosene - other sources (litre)   | 0.54              | 5.05          | 459                                 | 415                                 |
| 346                      | matches (box)  | 1.01              | 0.87          | 839                                 | 724                                 |
| 348                      | L.P.G.   | 1.83              | 20.98         | 501                                 | 435                                 |

\* Unless otherwise specified

(Contd.)

NSS Report No. 461: Consumption of Some Important Commodities in India, 1999-2000

**Table 4U: Monthly per capita quantity and value of consumption for non-food items for each State and UT**

| item code    | item  | quantity<br>(kg*) | value<br>(Rs) | Urban   |                      |
|--------------|---|-------------------|---------------|---|----------------------|
|              |   |                   |               | no. of households                               |                      |
|              |   |                   |               | reporting consumption<br>per 1000<br>households | sample<br>households |
| (1)          | (2)   | (3)               | (4)           | (5)   | (6)                  |
| <b>Assam</b> |   |                   |               |   |                      |
| 351          | candle (no.)  | 0.73              | 1.11          | 518   | 446                  |
| 359          | fuel and light: s.t. (340-353)  | -                 | 54.18         | 968   | 820                  |
| 360          | dhoti (m)   | 0.04              | 0.93          | 191   | 141                  |
| 361          | sari (m)  | 0.19              | 9.81          | 702   | 587                  |
| 362          | cloth for shirt, pyjama, salwar etc.(m)                                   | 0.08              | 4.39          | 607   | 511                  |
| 363          | cloth for coat, trousers, overcoat etc. (m)                               | 0.02              | 3.07          | 357   | 334                  |
| 364          | chaddar, dupatta, shawl etc.(no.)   | 0.02              | 2.39          | 391   | 331                  |
| 365          | lungi (no.)   | 0.02              | 1.31          | 642   | 523                  |
| 366          | gamchha, towel, handkerchief (no.)  | 0.05              | 1.67          | 850   | 743                  |
| 367          | hosiery articles, stockings, under-garments etc.(no.)                     | 0.10              | 3.66          | 840   | 739                  |
| 368          | ready-made garments (no.)   | 0.09              | 10.36         | 866   | 756                  |
| 371          | knitted garments, swea- ter, pullover, cardigan, muffler, scarf etc.(no.) | 0.01              | 3.69          | 358   | 339                  |
| 373          | clothing: others  | -                 | 2.04          | 405   | 366                  |
| 379          | clothing: s.t. (360-373)  | -                 | 43.56         | 995   | 846                  |
| 380          | bed sheet, bed cover (no.)  | 0.02              | 2.07          | 473   | 459                  |
| 381          | rug, blanket (no.)  | -                 | 1.02          | 165   | 144                  |
| 382          | pillow, quilt, mattress (no.)   | -                 | 0.51          | 80  | 74                   |
| 384          | mosquito net (no.)  | -                 | 0.59          | 188   | 152                  |
| 387          | bedding: others   | -                 | 0.85          | 140   | 119                  |
| 389          | bedding etc.: s.t. (380-387)  | -                 | 5.50          | 623   | 563                  |
| 390          | leather boots, shoes (pair)   | 0.01              | 4.60          | 385   | 362                  |
| 391          | leather sandals, chappals etc. (pair)                                     | 0.02              | 2.57          | 438   | 420                  |
| 393          | rubber / PVC footwear (pair)  | 0.03              | 1.33          | 740   | 666                  |
| 394          | other footwear (pair)   | 0.01              | 0.71          | 195   | 167                  |
| 399          | footwear: s.t. (390-394)  | -                 | 9.52          | 935   | 810                  |
| 400          | books, journals   | -                 | 5.55          | 537   | 450                  |
| 401          | newspapers, periodicals   | -                 | 2.41          | 317   | 290                  |
| 403          | stationery  | -                 | 1.89          | 470   | 410                  |
| 404          | tuition and other fees (school, college, etc.)                            | -                 | 7.39          | 359   | 295                  |
| 405          | private tutor/coaching centre   | -                 | 6.00          | 174   | 143                  |
| 406          | other educational expenses  | -                 | 1.57          | 255   | 218                  |
| 409          | education: s.t. (400-406)   | -                 | 24.84         | 685   | 581                  |
| 410          | medicine  | -                 | 4.40          | 294   | 193                  |
| 411          | X-ray, ECG, pathological test etc.  | -                 | 0.95          | 40  | 32                   |
| 412          | doctor's/surgeon's fee  | -                 | 0.84          | 155   | 102                  |
| 413          | hospital & nursing home charges   | -                 | 3.96          | 35  | 32                   |
| 419          | medical - institutional: s.t. (410-414)                                   | -                 | 10.54         | 311   | 208                  |
| 420          | medicine  | -                 | 25.16         | 493   | 431                  |
| 422          | doctor's/surgeon's fee  | -                 | 3.05          | 95  | 94                   |
| 424          | other medical expenses  | -                 | 6.09          | 26  | 29                   |
| 429          | medical - non-institutional: s.t. (420-424)                               | -                 | 34.70         | 508   | 441                  |
| 430          | cinema, theatre   | -                 | 2.46          | 235   | 236                  |
| 431          | mela, fair, picnic  | -                 | 1.98          | 56  | 46                   |

\* Unless otherwise specified

(Contd.)

NSS Report No. 461: Consumption of Some Important Commodities in India, 1999-2000



**Table 4U: Monthly per capita quantity and value of consumption for non-food items for each State and UT**

| item code    | item  | quantity<br>(kg*) | value<br>(Rs) | Urban                               |                                     |
|--------------|---|-------------------|---------------|-------------------------------------|-------------------------------------|
|              |   |                   |               | no. of households                   |                                     |
|              |   |                   |               | reporting<br>per 1000<br>households | consumption<br>sample<br>households |
| (1)          | (2)   | (3)               | (4)           | (5)                                 | (6)                                 |
| <b>Assam</b> |   |                   |               |                                     |                                     |
| 432          | sports goods, toys etc.                                   | -                 | 0.81          | 45                                  | 61                                  |
| 436          | video cassette / V.C.R. / V.C.P.(hire)                    | -                 | 0.62          | 19                                  | 17                                  |
| 439          | entertainment : s.t. (430-437)                            | -                 | 7.36          | 341                                 | 322                                 |
| 440          | spectacles  | -                 | 0.79          | 14                                  | 20                                  |
| 441          | torch   | -                 | 0.53          | 20                                  | 16                                  |
| 442          | pen   | -                 | 0.86          | 176                                 | 147                                 |
| 444          | umbrella, raincoat  | -                 | 2.10          | 67                                  | 53                                  |
| 446          | other goods for personal care and effects                 | -                 | 1.37          | 115                                 | 102                                 |
| 449          | goods for personal care and effects: s.t. (440-446)       | -                 | 6.02          | 324                                 | 296                                 |
| 450          | toilet soap   | -                 | 4.75          | 955                                 | 798                                 |
| 451          | toothbrush, toothpaste etc.                               | -                 | 3.04          | 724                                 | 615                                 |
| 452          | powder, snow, cream                                       | -                 | 2.93          | 483                                 | 406                                 |
| 453          | hair oil, lotion, shampoo, hair cream                     | -                 | 3.97          | 739                                 | 611                                 |
| 455          | shaving blades, shaving stick, razor                      | -                 | 1.25          | 574                                 | 489                                 |
| 456          | shaving cream   | -                 | 0.61          | 239                                 | 188                                 |
| 457          | sanitary napkins  | -                 | 0.85          | 83                                  | 71                                  |
| 458          | other toilet articles                                     | -                 | 0.93          | 153                                 | 147                                 |
| 459          | toilet articles: s.t. (450-458)                           | -                 | 18.40         | 997                                 | 847                                 |
| 460          | electric bulb, tubelight                                  | -                 | 1.02          | 227                                 | 190                                 |
| 465          | bucket, water bottle/feeding bottle & other plastic goods | -                 | 0.66          | 39                                  | 31                                  |
| 467          | washing soap/soda   | -                 | 4.65          | 906                                 | 767                                 |
| 468          | other washing requisites                                  | -                 | 1.86          | 393                                 | 368                                 |
| 470          | agarbati  | -                 | 2.51          | 686                                 | 575                                 |
| 472          | insecticide, acid etc.                                    | -                 | 0.51          | 82                                  | 69                                  |
| 473          | other petty articles                                      | -                 | 0.57          | 135                                 | 120                                 |
| 479          | sundry articles: s.t. (460-473)                           | -                 | 12.53         | 968                                 | 828                                 |
| 480          | domestic servant/cook                                     | -                 | 4.61          | 90                                  | 86                                  |
| 482          | barber, beautician etc.                                   | -                 | 2.92          | 679                                 | 590                                 |
| 483          | washerwoman, laundry, ironing                             | -                 | 1.46          | 210                                 | 194                                 |
| 484          | tailor  | -                 | 1.73          | 81                                  | 82                                  |
| 487          | postage & telegram  | -                 | 0.78          | 277                                 | 253                                 |
| 488          | telephone charges   | -                 | 4.83          | 185                                 | 174                                 |
| 490          | repair charges for non-durables                           | -                 | 0.66          | 77                                  | 60                                  |
| 492          | miscellaneous expenses                                    | -                 | 3.53          | 372                                 | 308                                 |
| 493          | pet animals (incl. birds, fish)                           | -                 | 1.65          | 46                                  | 49                                  |
| 499          | consumer services excluding conveyance: s.t. (480-494)    | -                 | 23.20         | 864                                 | 743                                 |
| 502          | bus/tram fare   | -                 | 13.72         | 627                                 | 545                                 |
| 503          | taxi, auto-rickshaw fare                                  | -                 | 1.93          | 113                                 | 134                                 |
| 505          | rickshaw (hand drawn & cycle) fare                        | -                 | 7.13          | 444                                 | 363                                 |
| 508          | petrol  | -                 | 8.49          | 96                                  | 91                                  |
| 510          | diesel  | -                 | 0.66          | 8                                   | 9                                   |
| 519          | conveyance : s.t. (500-513)                               | -                 | 33.05         | 815                                 | 714                                 |
| 520          | house rent, garage rent (actual)                          | -                 | 35.18         | 339                                 | 318                                 |
| 521          | residential land rent                                     | -                 | 3.78          | 140                                 | 109                                 |

\* Unless otherwise specified

(Contd.)

NSS Report No. 461: Consumption of Some Important Commodities in India, 1999-2000

**Table 4U: Monthly per capita quantity and value of consumption for non-food items for each State and UT**

| item code    | item   | quantity<br>(kg*) | value<br>(Rs) | Urban                               |                                     |
|--------------|--|-------------------|---------------|-------------------------------------|-------------------------------------|
|              |  |                   |               | no. of households                   |                                     |
|              |  |                   |               | reporting<br>per 1000<br>households | consumption<br>sample<br>households |
| (1)          | (2)  | (3)               | (4)           | (5)                                 | (6)                                 |
| <b>Assam</b> |  |                   |               |                                     |                                     |
| 529          | rent: s.t. (520-522)   | -                 | 39.19         | 478                                 | 428                                 |
| 539          | house rent, garage rent (imputed- urban only)                  | -                 | 120.25        | 457                                 | 392                                 |
| 540          | water charges  | -                 | 1.19          | 105                                 | 76                                  |
| 541          | other consumer taxes & cesses                                  | -                 | 0.60          | 91                                  | 84                                  |
| 549          | consumer taxes and cesses: s.t. (540-541)                      | -                 | 1.79          | 148                                 | 109                                 |
| 559          | furniture & fixtures: s.t. (550-557)                           | -                 | 1.25          | 71                                  | 59                                  |
| 562          | television   | -                 | 1.54          | 19                                  | 14                                  |
| 565          | tape recorder, CD player                                       | -                 | 0.71          | 23                                  | 19                                  |
| 569          | goods for recreation: s.t.(560-568)                            | -                 | 2.77          | 141                                 | 117                                 |
| 570          | gold ornaments   | -                 | 0.92          | 26                                  | 26                                  |
| 579          | jewellery and ornaments: s.t. (570-573)                        | -                 | 1.27          | 137                                 | 132                                 |
| 580          | stainless steel utensils                                       | -                 | 0.85          | 206                                 | 189                                 |
| 583          | other crockery & utensils                                      | -                 | 0.25          | 105                                 | 81                                  |
| 589          | crockery & utensils: s.t. (580-583)                            | -                 | 1.38          | 298                                 | 270                                 |
| 609          | cooking and household appliances: s.t. (590-600)               | -                 | 1.38          | 100                                 | 120                                 |
| 610          | bicycle  | -                 | 1.24          | 266                                 | 210                                 |
| 611          | motor cycle, scooter   | -                 | 0.55          | 67                                  | 65                                  |
| 619          | personal transport equipment: s.t. (610-614)                   | -                 | 2.31          | 335                                 | 283                                 |
| 642          | residential building & land (cost of repairs only)             | -                 | 3.70          | 240                                 | 209                                 |
| 649          | residential building, land and other durables : s.t. (640-643) | -                 | 4.05          | 271                                 | 234                                 |
| 659          | durable goods : total<br>(559+569+579+589+609+619+629+639+649) | -                 | 14.79         | 645                                 | 569                                 |
| 999          | total non-food   | -                 | 363.00        | 1000                                | 852                                 |
| <b>Bihar</b> |  |                   |               |                                     |                                     |
| 311          | pan : finished (no.)   | 1.68              | 1.97          | 162                                 | 382                                 |
| 319          | pan: s.t. (310-315)  | -                 | 2.56          | 266                                 | 633                                 |
| 321          | cigarettes (no.)   | 0.93              | 1.20          | 45                                  | 119                                 |
| 322          | leaf tobacco   | 0.39              | 2.22          | 351                                 | 765                                 |
| 329          | tobacco: s.t. (320-327)  | -                 | 4.21          | 492                                 | 1061                                |
| 332          | country liquor (litre)   | 0.21              | 1.86          | 92                                  | 216                                 |
| 334          | foreign liquor or refined liquor (litre)                       | 0.01              | 0.87          | 17                                  | 50                                  |
| 339          | intoxicants: s.t. (330-335)                                    | -                 | 3.81          | 151                                 | 382                                 |
| 340          | coke   | 0.64              | 1.05          | 55                                  | 118                                 |
| 341          | firewood and chips   | 5.62              | 7.11          | 378                                 | 766                                 |
| 342          | electricity (std. unit)  | 6.07              | 9.34          | 526                                 | 1301                                |
| 343          | dung cake  | -                 | 2.74          | 323                                 | 751                                 |
| 344          | kerosene - P.D.S. (litre)                                      | 0.31              | 1.16          | 443                                 | 978                                 |
| 345          | kerosene - other sources (litre)                               | 0.59              | 5.28          | 641                                 | 1500                                |
| 346          | matches (box)  | 1.05              | 0.60          | 925                                 | 2134                                |
| 347          | coal   | 3.43              | 5.03          | 219                                 | 603                                 |
| 348          | L.P.G.   | 0.88              | 9.89          | 279                                 | 702                                 |
| 351          | candle (no.)   | 0.15              | 0.17          | 100                                 | 249                                 |
| 359          | fuel and light: s.t. (340-353)                                 | -                 | 42.96         | 981                                 | 2250                                |

\* Unless otherwise specified

(Contd.)

NSS Report No. 461: Consumption of Some Important Commodities in India, 1999-2000

**Table 4U: Monthly per capita quantity and value of consumption for non-food items for each State and UT**

| item code    | item  | quantity<br>(kg*) | value<br>(Rs) | Urban                               |                                     |
|--------------|---|-------------------|---------------|-------------------------------------|-------------------------------------|
|              |   |                   |               | no.of households                    |                                     |
|              |   |                   |               | reporting<br>per 1000<br>households | consumption<br>sample<br>households |
| (1)          | (2)   | (3)               | (4)           | (5)                                 | (6)                                 |
| <b>Bihar</b> |   |                   |               |                                     |                                     |
| 360          | dhoti (m)   | 0.04              | 0.74          | 257                                 | 553                                 |
| 361          | sari (m)  | 0.20              | 7.54          | 838                                 | 1911                                |
| 362          | cloth for shirt, pyjama, salwar etc.(m)                                   | 0.16              | 6.63          | 896                                 | 2073                                |
| 363          | cloth for coat, trousers, overcoat etc. (m)                               | 0.04              | 4.70          | 582                                 | 1381                                |
| 364          | chaddar, dupatta, shawl etc.(no.)   | 0.02              | 1.52          | 428                                 | 1051                                |
| 365          | lungi (no.)   | 0.04              | 1.91          | 849                                 | 1945                                |
| 366          | gamchha, towel, handkerchief (no.)  | 0.04              | 1.30          | 900                                 | 2063                                |
| 367          | hosiery articles, stockings, under-garments etc.(no.)                     | 0.11              | 3.30          | 881                                 | 2028                                |
| 368          | ready-made garments (no.)   | 0.06              | 5.37          | 747                                 | 1725                                |
| 371          | knitted garments, swea- ter, pullover, cardigan, muffler, scarf etc.(no.) | 0.01              | 2.44          | 347                                 | 813                                 |
| 373          | clothing: others  | -                 | 0.66          | 153                                 | 355                                 |
| 379          | clothing: s.t. (360-373)  | -                 | 36.57         | 993                                 | 2266                                |
| 380          | bed sheet, bed cover (no.)  | 0.02              | 1.66          | 493                                 | 1255                                |
| 381          | rug, blanket (no.)  | -                 | 0.58          | 111                                 | 275                                 |
| 382          | pillow, quilt, mattress (no.)   | 0.01              | 0.51          | 162                                 | 432                                 |
| 384          | mosquito net (no.)  | -                 | 0.35          | 158                                 | 402                                 |
| 389          | bedding etc.: s.t. (380-387)  | -                 | 3.35          | 589                                 | 1437                                |
| 390          | leather boots, shoes (pair)   | 0.01              | 2.29          | 296                                 | 744                                 |
| 391          | leather sandals, chappals etc. (pair)                                     | 0.01              | 1.55          | 389                                 | 1017                                |
| 392          | other leather footwear (pair)   | -                 | 0.50          | 141                                 | 347                                 |
| 393          | rubber / PVC footwear (pair)  | 0.04              | 1.45          | 792                                 | 1798                                |
| 394          | other footwear (pair)   | 0.01              | 0.46          | 230                                 | 462                                 |
| 399          | footwear: s.t. (390-394)  | -                 | 6.25          | 941                                 | 2147                                |
| 400          | books, journals   | -                 | 6.54          | 597                                 | 1379                                |
| 401          | newspapers, periodicals   | -                 | 1.41          | 137                                 | 344                                 |
| 403          | stationery  | -                 | 2.50          | 557                                 | 1278                                |
| 404          | tuition and other fees (school, college, etc.)                            | -                 | 7.96          | 407                                 | 932                                 |
| 405          | private tutor/coaching centre   | -                 | 5.62          | 163                                 | 429                                 |
| 406          | other educational expenses  | -                 | 1.12          | 212                                 | 502                                 |
| 409          | education: s.t. (400-406)   | -                 | 25.21         | 641                                 | 1493                                |
| 410          | medicine  | -                 | 1.49          | 122                                 | 287                                 |
| 419          | medical - institutional: s.t. (410-414)                                   | -                 | 2.46          | 124                                 | 293                                 |
| 420          | medicine  | -                 | 14.56         | 497                                 | 1203                                |
| 421          | X-ray, ECG, pathological test etc.  | -                 | 0.54          | 16                                  | 37                                  |
| 422          | doctor's/surgeon's fee  | -                 | 2.12          | 119                                 | 321                                 |
| 424          | other medical expenses  | -                 | 0.55          | 15                                  | 47                                  |
| 429          | medical - non-institutional: s.t. (420-424)                               | -                 | 17.84         | 505                                 | 1228                                |
| 430          | cinema, theatre   | -                 | 1.79          | 243                                 | 633                                 |
| 432          | sports goods, toys etc.   | -                 | 0.83          | 42                                  | 94                                  |
| 439          | entertainment : s.t. (430-437)  | -                 | 4.80          | 324                                 | 858                                 |
| 442          | pen   | -                 | 0.52          | 182                                 | 411                                 |
| 444          | umbrella, raincoat  | -                 | 0.86          | 39                                  | 91                                  |
| 449          | goods for personal care and effects: s.t. (440-446)                       | -                 | 2.17          | 251                                 | 572                                 |

\* Unless otherwise specified

(Contd.)

NSS Report No. 461: Consumption of Some Important Commodities in India, 1999-2000

**Table 4U: Monthly per capita quantity and value of consumption for non-food items for each State and UT**

| item code    | item   | quantity<br>(kg*) | value<br>(Rs) | Urban                               |                                     |
|--------------|--|-------------------|---------------|-------------------------------------|-------------------------------------|
|              |  |                   |               | no. of households                   |                                     |
|              |  |                   |               | reporting<br>per 1000<br>households | consumption<br>sample<br>households |
| (1)          | (2)  | (3)               | (4)           | (5)                                 | (6)                                 |
| <b>Bihar</b> |  |                   |               |                                     |                                     |
| 450          | toilet soap  | -                 | 5.05          | 965                                 | 2224                                |
| 451          | toothbrush, toothpaste etc.                            | -                 | 2.55          | 674                                 | 1572                                |
| 452          | powder, snow, cream                                    | -                 | 1.98          | 397                                 | 963                                 |
| 453          | hair oil, lotion, shampoo, hair cream                  | -                 | 3.50          | 830                                 | 1944                                |
| 454          | comb   | -                 | 0.12          | 116                                 | 267                                 |
| 455          | shaving blades, shaving stick, razor                   | -                 | 0.74          | 414                                 | 921                                 |
| 456          | shaving cream  | -                 | 0.34          | 146                                 | 393                                 |
| 457          | sanitary napkins                                       | -                 | 0.72          | 106                                 | 246                                 |
| 458          | other toilet articles                                  | -                 | 0.84          | 265                                 | 597                                 |
| 459          | toilet articles: s.t. (450-458)                        | -                 | 15.85         | 993                                 | 2268                                |
| 460          | electric bulb, tubelight                               | -                 | 0.86          | 260                                 | 666                                 |
| 467          | washing soap/soda                                      | -                 | 5.59          | 947                                 | 2160                                |
| 468          | other washing requisites                               | -                 | 1.59          | 443                                 | 994                                 |
| 470          | agarbati   | -                 | 1.25          | 610                                 | 1456                                |
| 473          | other petty articles                                   | -                 | 0.77          | 215                                 | 492                                 |
| 479          | sundry articles: s.t. (460-473)                        | -                 | 11.26         | 988                                 | 2254                                |
| 480          | domestic servant/cook                                  | -                 | 3.24          | 55                                  | 147                                 |
| 482          | barber, beautician etc.                                | -                 | 2.54          | 778                                 | 1844                                |
| 483          | washerman, laundry, ironing                            | -                 | 1.41          | 262                                 | 613                                 |
| 484          | tailor   | -                 | 4.19          | 188                                 | 452                                 |
| 487          | postage & telegram                                     | -                 | 0.72          | 251                                 | 625                                 |
| 488          | telephone charges                                      | -                 | 3.00          | 122                                 | 339                                 |
| 491          | grinding charges                                       | -                 | 2.05          | 401                                 | 976                                 |
| 492          | miscellaneous expenses                                 | -                 | 2.47          | 350                                 | 830                                 |
| 494          | other consumer services excluding conveyance           | -                 | 0.68          | 133                                 | 326                                 |
| 499          | consumer services excluding conveyance: s.t. (480-494) | -                 | 21.63         | 948                                 | 2197                                |
| 501          | railway fare   | -                 | 1.78          | 53                                  | 134                                 |
| 502          | bus/tram fare  | -                 | 3.12          | 249                                 | 627                                 |
| 503          | taxi, auto-rickshaw fare                               | -                 | 2.67          | 218                                 | 433                                 |
| 505          | rickshaw (hand drawn & cycle) fare                     | -                 | 1.75          | 225                                 | 538                                 |
| 508          | petrol   | -                 | 9.24          | 127                                 | 328                                 |
| 511          | lubricating oil  | -                 | 0.61          | 48                                  | 145                                 |
| 512          | school bus/van   | -                 | 1.03          | 26                                  | 69                                  |
| 519          | conveyance : s.t. (500-513)                            | -                 | 20.68         | 577                                 | 1331                                |
| 520          | house rent, garage rent (actual)                       | -                 | 16.77         | 251                                 | 606                                 |
| 521          | residential land rent                                  | -                 | 1.82          | 45                                  | 110                                 |
| 529          | rent: s.t. (520-522)                                   | -                 | 18.78         | 298                                 | 721                                 |
| 539          | house rent, garage rent (imputed- urban only)          | -                 | 65.92         | 463                                 | 1113                                |
| 541          | other consumer taxes & cesses                          | -                 | 0.64          | 81                                  | 206                                 |
| 549          | consumer taxes and cesses: s.t. (540-541)              | -                 | 0.83          | 92                                  | 235                                 |
| 559          | furniture & fixtures: s.t. (550-557)                   | -                 | 0.96          | 66                                  | 156                                 |
| 562          | television   | -                 | 0.58          | 38                                  | 103                                 |
| 569          | goods for recreation: s.t.(560-568)                    | -                 | 1.07          | 102                                 | 258                                 |
| 570          | gold ornaments   | -                 | 1.31          | 16                                  | 45                                  |

\* Unless otherwise specified

(Contd.)

NSS Report No. 461: Consumption of Some Important Commodities in India, 1999-2000

**Table 4U: Monthly per capita quantity and value of consumption for non-food items for each State and UT**

| item code    | item   | quantity<br>(kg*) | value<br>(Rs) | Urban                               |                                     |
|--------------|--|-------------------|---------------|-------------------------------------|-------------------------------------|
|              |  |                   |               | no. of households                   |                                     |
|              |  |                   |               | reporting<br>per 1000<br>households | consumption<br>sample<br>households |
| (1)          | (2)  | (3)               | (4)           | (5)                                 | (6)                                 |
| <b>Bihar</b> |  |                   |               |                                     |                                     |
| 579          | jewellery and ornaments: s.t. (570-573)                        | -                 | 1.57          | 39                                  | 106                                 |
| 580          | stainless steel utensils                                       | -                 | 0.92          | 328                                 | 728                                 |
| 581          | other metal utensils   | -                 | 0.37          | 134                                 | 317                                 |
| 589          | crocery & utensils: s.t. (580-583)                             | -                 | 1.43          | 424                                 | 966                                 |
| 609          | cooking and household appliances: s.t. (590-600)               | -                 | 0.36          | 117                                 | 255                                 |
| 610          | bicycle  | -                 | 0.78          | 363                                 | 785                                 |
| 611          | motor cycle, scooter   | -                 | 3.35          | 102                                 | 269                                 |
| 612          | motor car, jeep  | -                 | 1.86          | 19                                  | 50                                  |
| 619          | personal transport equipment: s.t. (610-614)                   | -                 | 6.28          | 460                                 | 1036                                |
| 642          | residential building & land (cost of repairs only)             | -                 | 4.17          | 266                                 | 600                                 |
| 649          | residential building, land and other durables : s.t. (640-643) | -                 | 4.28          | 284                                 | 656                                 |
| 659          | durable goods : total<br>(559+569+579+589+609+619+629+639+649) | -                 | 16.14         | 759                                 | 1716                                |
| 999          | total non-food   | -                 | 257.00        | 1000                                | 2279                                |
| <b>Goa</b>   |  |                   |               |                                     |                                     |
| 310          | pan : leaf (no.)   | 2.43              | 0.58          | 89                                  | 19                                  |
| 311          | pan : finished (no.)   | 1.07              | 1.36          | 57                                  | 15                                  |
| 319          | pan: s.t. (310-315)  | -                 | 2.40          | 146                                 | 38                                  |
| 320          | bidi (no.)   | 14.14             | 2.03          | 109                                 | 27                                  |
| 321          | cigarettes (no.)   | 1.78              | 2.17          | 72                                  | 24                                  |
| 329          | tobacco: s.t. (320-327)  | -                 | 4.47          | 199                                 | 60                                  |
| 332          | country liquor (litre)   | 0.04              | 2.86          | 74                                  | 24                                  |
| 333          | beer (litre)   | 0.13              | 4.99          | 130                                 | 35                                  |
| 334          | foreign liquor or refined liquor (litre)                       | 0.06              | 6.32          | 67                                  | 23                                  |
| 339          | intoxicants: s.t. (330-335)                                    | -                 | 14.18         | 228                                 | 68                                  |
| 341          | firewood and chips   | 1.41              | 4.39          | 214                                 | 78                                  |
| 342          | electricity (std. unit)  | 18.99             | 21.27         | 834                                 | 241                                 |
| 344          | kerosene - P.D.S. (litre)                                      | 0.89              | 2.88          | 598                                 | 175                                 |
| 345          | kerosene - other sources (litre)                               | 0.86              | 7.41          | 341                                 | 82                                  |
| 346          | matches (box)  | 1.12              | 0.57          | 948                                 | 269                                 |
| 348          | L.P.G.   | 2.10              | 23.46         | 642                                 | 196                                 |
| 351          | candle (no.)   | 1.21              | 1.12          | 509                                 | 156                                 |
| 359          | fuel and light: s.t. (340-353)                                 | -                 | 61.17         | 1000                                | 284                                 |
| 361          | sari (m)   | 0.19              | 10.01         | 756                                 | 211                                 |
| 362          | cloth for shirt, pyjama, salwar etc.(m)                        | 0.11              | 9.72          | 870                                 | 249                                 |
| 363          | cloth for coat, trousers, overcoat etc. (m)                    | 0.03              | 4.63          | 331                                 | 104                                 |
| 364          | chaddar, dupatta, shawl etc.(no.)                              | 0.02              | 1.95          | 384                                 | 114                                 |
| 365          | lungi (no.)  | 0.01              | 0.52          | 300                                 | 80                                  |
| 366          | gamchha, towel, handkerchief (no.)                             | 0.07              | 2.55          | 783                                 | 237                                 |
| 367          | hosiery articles, stockings, under-garments etc.(no.)          | 0.16              | 5.45          | 948                                 | 271                                 |
| 368          | ready-made garments (no.)                                      | 0.04              | 7.73          | 751                                 | 233                                 |
| 373          | clothing: others   | -                 | 1.57          | 163                                 | 50                                  |
| 379          | clothing: s.t. (360-373)                                       | -                 | 44.59         | 988                                 | 280                                 |

\* Unless otherwise specified

(Contd.)

NSS Report No. 461: Consumption of Some Important Commodities in India, 1999-2000

**Table 4U: Monthly per capita quantity and value of consumption for non-food items for each State and UT**

| item code  | item  | quantity<br>(kg*) | value<br>(Rs) | Urban                               |                                     |
|------------|---|-------------------|---------------|-------------------------------------|-------------------------------------|
|            |   |                   |               | no. of households                   |                                     |
|            |   |                   |               | reporting<br>per 1000<br>households | consumption<br>sample<br>households |
| (1)        | (2)   | (3)               | (4)           | (5)                                 | (6)                                 |
| <b>Goa</b> |   |                   |               |                                     |                                     |
| 380        | bed sheet, bed cover (no.)                                | 0.01              | 1.18          | 211                                 | 79                                  |
| 389        | bedding etc.: s.t. (380-387)                              | -                 | 1.98          | 248                                 | 91                                  |
| 390        | leather boots, shoes (pair)                               | 0.01              | 4.66          | 441                                 | 148                                 |
| 391        | leather sandals, chappals etc. (pair)                     | 0.02              | 2.39          | 441                                 | 148                                 |
| 392        | other leather footwear (pair)                             | -                 | 0.63          | 119                                 | 45                                  |
| 393        | rubber / PVC footwear (pair)                              | 0.05              | 3.00          | 883                                 | 247                                 |
| 399        | footwear: s.t. (390-394)                                  | -                 | 10.77         | 976                                 | 278                                 |
| 400        | books, journals   | -                 | 10.45         | 548                                 | 168                                 |
| 401        | newspapers, periodicals                                   | -                 | 4.90          | 353                                 | 100                                 |
| 403        | stationery  | -                 | 0.99          | 547                                 | 166                                 |
| 404        | tuition and other fees (school, college, etc.)            | -                 | 17.91         | 412                                 | 129                                 |
| 405        | private tutor/coaching centre                             | -                 | 3.73          | 129                                 | 33                                  |
| 406        | other educational expenses                                | -                 | 0.52          | 61                                  | 32                                  |
| 409        | education: s.t. (400-406)                                 | -                 | 38.64         | 656                                 | 198                                 |
| 410        | medicine  | -                 | 14.51         | 334                                 | 94                                  |
| 411        | X-ray, ECG, pathological test etc.                        | -                 | 4.32          | 96                                  | 26                                  |
| 412        | doctor's/surgeon's fee                                    | -                 | 1.86          | 244                                 | 77                                  |
| 413        | hospital & nursing home charges                           | -                 | 2.17          | 42                                  | 18                                  |
| 414        | other medical expenses                                    | -                 | 0.82          | 94                                  | 28                                  |
| 419        | medical - institutional: s.t. (410-414)                   | -                 | 23.69         | 341                                 | 98                                  |
| 420        | medicine  | -                 | 33.44         | 686                                 | 195                                 |
| 422        | doctor's/surgeon's fee                                    | -                 | 7.50          | 355                                 | 110                                 |
| 424        | other medical expenses                                    | -                 | 0.61          | 17                                  | 5                                   |
| 429        | medical - non-institutional: s.t. (420-424)               | -                 | 41.95         | 687                                 | 196                                 |
| 430        | cinema, theatre   | -                 | 1.74          | 112                                 | 39                                  |
| 432        | sports goods, toys etc.                                   | -                 | 0.59          | 31                                  | 9                                   |
| 439        | entertainment : s.t. (430-437)                            | -                 | 4.26          | 191                                 | 73                                  |
| 440        | spectacles  | -                 | 0.52          | 5                                   | 4                                   |
| 444        | umbrella, raincoat  | -                 | 3.26          | 80                                  | 27                                  |
| 449        | goods for personal care and effects: s.t. (440-446)       | -                 | 4.71          | 175                                 | 56                                  |
| 450        | toilet soap   | -                 | 9.39          | 992                                 | 282                                 |
| 451        | toothbrush, toothpaste etc.                               | -                 | 6.83          | 980                                 | 277                                 |
| 452        | powder, snow, cream                                       | -                 | 4.68          | 710                                 | 205                                 |
| 453        | hair oil, lotion, shampoo, hair cream                     | -                 | 6.39          | 962                                 | 274                                 |
| 455        | shaving blades, shaving stick, razor                      | -                 | 2.80          | 859                                 | 245                                 |
| 456        | shaving cream   | -                 | 1.12          | 726                                 | 189                                 |
| 457        | sanitary napkins  | -                 | 2.09          | 244                                 | 69                                  |
| 458        | other toilet articles                                     | -                 | 0.52          | 96                                  | 30                                  |
| 459        | toilet articles: s.t. (450-458)                           | -                 | 33.94         | 1000                                | 284                                 |
| 460        | electric bulb, tubelight                                  | -                 | 1.60          | 196                                 | 76                                  |
| 465        | bucket, water bottle/feeding bottle & other plastic goods | -                 | 0.50          | 43                                  | 11                                  |
| 467        | washing soap/soda   | -                 | 11.54         | 978                                 | 277                                 |
| 468        | other washing requisites                                  | -                 | 1.13          | 199                                 | 69                                  |
| 470        | agarbati  | -                 | 2.56          | 660                                 | 183                                 |

\* Unless otherwise specified

(Contd.)

NSS Report No. 461: Consumption of Some Important Commodities in India, 1999-2000

**Table 4U: Monthly per capita quantity and value of consumption for non-food items for each State and UT**

| item code  | item   | quantity<br>(kg*) | value<br>(Rs) | Urban   |                      |
|------------|--|-------------------|---------------|---|----------------------|
|            |  |                   |               | no. of households                               |                      |
|            |  |                   |               | reporting consumption<br>per 1000<br>households | sample<br>households |
| (1)        | (2)  | (3)               | (4)           | (5)   | (6)                  |
| <b>Goa</b> |  |                   |               |   |                      |
| 471        | flower(fresh) : all purposes                           | -                 | 1.18          | 158   | 50                   |
| 472        | insecticide, acid etc.                                 | -                 | 1.63          | 294   | 90                   |
| 473        | other petty articles                                   | -                 | 2.08          | 152   | 42                   |
| 479        | sundry articles: s.t. (460-473)                        | -                 | 22.37         | 999   | 283                  |
| 480        | domestic servant/cook                                  | -                 | 3.97          | 62  | 22                   |
| 481        | sweeper  | -                 | 1.35          | 26  | 8                    |
| 482        | barber, beautician etc.                                | -                 | 5.36          | 765   | 220                  |
| 483        | washerman, laundry, ironing                            | -                 | 1.94          | 150   | 42                   |
| 484        | tailor   | -                 | 3.25          | 87  | 29                   |
| 486        | legal expenses   | -                 | 1.59          | 16  | 4                    |
| 487        | postage & telegram                                     | -                 | 1.16          | 428   | 120                  |
| 488        | telephone charges                                      | -                 | 23.26         | 604   | 167                  |
| 491        | grinding charges                                       | -                 | 2.09          | 718   | 206                  |
| 492        | miscellaneous expenses                                 | -                 | 1.51          | 186   | 76                   |
| 493        | pet animals (incl. birds, fish)                        | -                 | 2.23          | 108   | 33                   |
| 499        | consumer services excluding conveyance: s.t. (480-494) | -                 | 48.62         | 981   | 278                  |
| 502        | bus/tram fare  | -                 | 30.51         | 840   | 231                  |
| 503        | taxi, auto-rickshaw fare                               | -                 | 2.39          | 54  | 12                   |
| 508        | petrol   | -                 | 35.99         | 334   | 117                  |
| 510        | diesel   | -                 | 1.19          | 55  | 13                   |
| 511        | lubricating oil  | -                 | 1.32          | 166   | 62                   |
| 519        | conveyance : s.t. (500-513)                            | -                 | 72.11         | 945   | 266                  |
| 520        | house rent, garage rent (actual)                       | -                 | 59.38         | 427   | 105                  |
| 521        | residential land rent                                  | -                 | 4.07          | 36  | 10                   |
| 529        | rent: s.t. (520-522)                                   | -                 | 63.45         | 463   | 115                  |
| 539        | house rent, garage rent (imputed- urban only)          | -                 | 254.31        | 528   | 164                  |
| 540        | water charges  | -                 | 7.92          | 557   | 170                  |
| 541        | other consumer taxes & cesses                          | -                 | 1.82          | 442   | 135                  |
| 549        | consumer taxes and cesses: s.t. (540-541)              | -                 | 9.73          | 638   | 197                  |
| 550        | bedstead   | -                 | 0.79          | 8   | 4                    |
| 551        | almirah, dressing table                                | -                 | 0.64          | 14  | 4                    |
| 552        | chair, stool, bench, table                             | -                 | 1.04          | 38  | 14                   |
| 553        | suitcase, trunk, box, handbag and other travel goods   | -                 | 0.61          | 32  | 5                    |
| 557        | other furniture & fixtures (couch, sofa etc.)          | -                 | 0.99          | 9   | 4                    |
| 559        | furniture & fixtures: s.t. (550-557)                   | -                 | 4.29          | 92  | 26                   |
| 562        | television   | -                 | 2.99          | 131   | 44                   |
| 565        | tape recorder, CD player                               | -                 | 1.96          | 61  | 24                   |
| 567        | musical instruments                                    | -                 | 0.70          | 3   | 1                    |
| 569        | goods for recreation: s.t.(560-568)                    | -                 | 6.30          | 237   | 82                   |
| 570        | gold ornaments   | -                 | 7.51          | 60  | 17                   |
| 579        | jewellery and ornaments: s.t. (570-573)                | -                 | 8.49          | 80  | 21                   |
| 580        | stainless steel utensils                               | -                 | 1.33          | 191   | 55                   |
| 589        | crocery & utensils: s.t. (580-583)                     | -                 | 2.08          | 272   | 70                   |
| 594        | washing machine  | -                 | 3.20          | 22  | 5                    |

\* Unless otherwise specified

(Contd.)

NSS Report No. 461: Consumption of Some Important Commodities in India, 1999-2000

**Table 4U: Monthly per capita quantity and value of consumption for non-food items for each State and UT**

| item code      | item  | quantity<br>(kg*) | value<br>(Rs) | Urban                               |                                     |
|----------------|---|-------------------|---------------|-------------------------------------|-------------------------------------|
|                |   |                   |               | no. of households                   |                                     |
|                |   |                   |               | reporting<br>per 1000<br>households | consumption<br>sample<br>households |
| (1)            | (2)   | (3)               | (4)           | (5)                                 | (6)                                 |
| <b>Goa</b>     |   |                   |               |                                     |                                     |
| 595            | stove   | -                 | 0.56          | 308                                 | 80                                  |
| 597            | refrigerator  | -                 | 3.08          | 23                                  | 8                                   |
| 600            | other cooking/household appliances                                      | -                 | 0.50          | 25                                  | 8                                   |
| 609            | cooking and household appliances: s.t. (590-600)                        | -                 | 8.72          | 410                                 | 110                                 |
| 610            | bicycle   | -                 | 1.69          | 227                                 | 67                                  |
| 611            | motor cycle, scooter  | -                 | 17.83         | 294                                 | 94                                  |
| 612            | motor car, jeep   | -                 | 1.76          | 32                                  | 13                                  |
| 613            | tyres & tubes   | -                 | 0.77          | 80                                  | 24                                  |
| 619            | personal transport equipment: s.t. (610-614)                            | -                 | 22.14         | 505                                 | 153                                 |
| 639            | other personal goods: s.t. (630-632)                                    | -                 | 0.33          | 107                                 | 44                                  |
| 642            | residential building & land (cost of repairs only)                      | -                 | 6.85          | 176                                 | 56                                  |
| 649            | residential building, land and other durables : s.t. (640-643)          | -                 | 7.00          | 200                                 | 63                                  |
| 659            | durable goods : total<br>(559+569+579+589+609+619+629+639+649)          | -                 | 59.36         | 851                                 | 241                                 |
| 999            | total non-food  | -                 | 562.00        | 1000                                | 284                                 |
| <b>Gujarat</b> |   |                   |               |                                     |                                     |
| 310            | pan : leaf (no.)  | 0.38              | 0.66          | 25                                  | 64                                  |
| 311            | pan : finished (no.)  | 1.73              | 4.16          | 123                                 | 340                                 |
| 319            | pan: s.t. (310-315)   | -                 | 5.35          | 225                                 | 616                                 |
| 320            | bidi (no.)  | 31.57             | 4.46          | 219                                 | 642                                 |
| 321            | cigarettes (no.)  | 0.41              | 0.67          | 38                                  | 115                                 |
| 327            | other tobacco products (gm)   | 3.96              | 1.27          | 54                                  | 174                                 |
| 329            | tobacco: s.t. (320-327)   | -                 | 7.05          | 329                                 | 955                                 |
| 332            | country liquor (litre)  | 0.10              | 1.03          | 24                                  | 48                                  |
| 339            | intoxicants: s.t. (330-335)   | -                 | 1.06          | 26                                  | 53                                  |
| 341            | firewood and chips  | 2.86              | 3.01          | 221                                 | 608                                 |
| 342            | electricity (std. unit)   | 17.93             | 38.52         | 898                                 | 2520                                |
| 344            | kerosene - P.D.S. (litre)   | 0.90              | 3.04          | 434                                 | 1206                                |
| 345            | kerosene - other sources (litre)  | 0.43              | 3.56          | 286                                 | 778                                 |
| 346            | matches (box)   | 2.21              | 1.18          | 899                                 | 2505                                |
| 348            | L.P.G.  | 1.55              | 18.66         | 555                                 | 1590                                |
| 351            | candle (no.)  | 0.20              | 0.26          | 130                                 | 349                                 |
| 359            | fuel and light: s.t. (340-353)  | -                 | 69.33         | 974                                 | 2727                                |
| 361            | sari (m)  | 0.22              | 9.15          | 817                                 | 2216                                |
| 362            | cloth for shirt, pyjama, salwar etc.(m)                                 | 0.17              | 9.46          | 924                                 | 2532                                |
| 363            | cloth for coat, trousers, overcoat etc. (m)                             | 0.08              | 8.90          | 777                                 | 2110                                |
| 364            | chaddar, dupatta, shawl etc.(no.)                                       | 0.02              | 1.44          | 395                                 | 1127                                |
| 365            | lungi (no.)   | 0.02              | 0.84          | 499                                 | 1445                                |
| 366            | gamchha, towel, handkerchief (no.)                                      | 0.08              | 2.54          | 921                                 | 2557                                |
| 367            | hosiery articles, stockings, under-garments etc.(no.)                   | 0.19              | 5.26          | 956                                 | 2648                                |
| 368            | ready-made garments (no.)   | 0.08              | 10.73         | 832                                 | 2310                                |
| 371            | knitted garments, sweater, pullover, cardigan, muffler, scarf etc.(no.) | 0.01              | 1.40          | 262                                 | 749                                 |

\* Unless otherwise specified

(Contd.)

NSS Report No. 461: Consumption of Some Important Commodities in India, 1999-2000



**Table 4U: Monthly per capita quantity and value of consumption for non-food items for each State and UT**

| item code      | item  | quantity<br>(kg*) | value<br>(Rs) | Urban                               |                                     |
|----------------|---|-------------------|---------------|-------------------------------------|-------------------------------------|
|                |   |                   |               | no. of households                   |                                     |
|                |   |                   |               | reporting<br>per 1000<br>households | consumption<br>sample<br>households |
| (1)            | (2)   | (3)               | (4)           | (5)                                 | (6)                                 |
| <b>Gujarat</b> |   |                   |               |                                     |                                     |
| 373            | clothing: others                                    | -                 | 1.26          | 270                                 | 818                                 |
| 379            | clothing: s.t. (360-373)                            | -                 | 51.82         | 998                                 | 2752                                |
| 380            | bed sheet, bed cover (no.)                          | 0.03              | 2.50          | 627                                 | 1804                                |
| 382            | pillow, quilt, mattress (no.)                       | 0.02              | 0.50          | 227                                 | 676                                 |
| 389            | bedding etc.: s.t. (380-387)                        | -                 | 4.14          | 691                                 | 1951                                |
| 390            | leather boots, shoes (pair)                         | 0.01              | 4.15          | 550                                 | 1473                                |
| 391            | leather sandals, chappals etc. (pair)               | 0.03              | 3.47          | 739                                 | 2040                                |
| 392            | other leather footwear (pair)                       | 0.01              | 0.96          | 264                                 | 752                                 |
| 393            | rubber / PVC footwear (pair)                        | 0.05              | 2.04          | 914                                 | 2487                                |
| 394            | other footwear (pair)                               | 0.01              | 0.71          | 293                                 | 829                                 |
| 399            | footwear: s.t. (390-394)                            | -                 | 11.32         | 994                                 | 2746                                |
| 400            | books, journals                                     | -                 | 5.10          | 536                                 | 1435                                |
| 401            | newspapers, periodicals                             | -                 | 3.12          | 244                                 | 702                                 |
| 403            | stationery  | -                 | 2.88          | 533                                 | 1454                                |
| 404            | tuition and other fees (school, college, etc.)      | -                 | 9.91          | 388                                 | 1058                                |
| 405            | private tutor/coaching centre                       | -                 | 7.17          | 125                                 | 357                                 |
| 406            | other educational expenses                          | -                 | 0.97          | 237                                 | 633                                 |
| 409            | education: s.t. (400-406)                           | -                 | 29.17         | 664                                 | 1814                                |
| 410            | medicine  | -                 | 6.06          | 196                                 | 512                                 |
| 411            | X-ray, ECG, pathological test etc.                  | -                 | 0.52          | 52                                  | 162                                 |
| 412            | doctor's/surgeon's fee                              | -                 | 1.51          | 132                                 | 352                                 |
| 413            | hospital & nursing home charges                     | -                 | 2.93          | 85                                  | 232                                 |
| 414            | other medical expenses                              | -                 | 1.27          | 89                                  | 219                                 |
| 419            | medical - institutional: s.t. (410-414)             | -                 | 12.29         | 206                                 | 549                                 |
| 420            | medicine  | -                 | 21.87         | 556                                 | 1540                                |
| 421            | X-ray, ECG, pathological test etc.                  | -                 | 0.73          | 19                                  | 72                                  |
| 422            | doctor's/surgeon's fee                              | -                 | 4.22          | 315                                 | 902                                 |
| 424            | other medical expenses                              | -                 | 1.36          | 65                                  | 195                                 |
| 429            | medical - non-institutional: s.t. (420-424)         | -                 | 28.19         | 575                                 | 1596                                |
| 430            | cinema, theatre                                     | -                 | 2.93          | 159                                 | 446                                 |
| 431            | mela, fair, picnic                                  | -                 | 0.76          | 38                                  | 116                                 |
| 432            | sports goods, toys etc.                             | -                 | 1.79          | 61                                  | 145                                 |
| 433            | club fees   | -                 | 1.86          | 11                                  | 12                                  |
| 434            | goods for recreation and hobbies                    | -                 | 0.54          | 17                                  | 51                                  |
| 436            | video cassette / V.C.R. / V.C.P.(hire)              | -                 | 1.25          | 62                                  | 173                                 |
| 439            | entertainment : s.t. (430-437)                      | -                 | 17.31         | 537                                 | 1529                                |
| 440            | spectacles  | -                 | 0.57          | 14                                  | 45                                  |
| 442            | pen   | -                 | 0.42          | 100                                 | 286                                 |
| 446            | other goods for personal care and effects           | -                 | 0.57          | 63                                  | 172                                 |
| 449            | goods for personal care and effects: s.t. (440-446) | -                 | 2.27          | 188                                 | 538                                 |
| 450            | toilet soap   | -                 | 7.69          | 974                                 | 2692                                |
| 451            | toothbrush, toothpaste etc.                         | -                 | 5.22          | 918                                 | 2535                                |
| 452            | powder, snow, cream                                 | -                 | 2.29          | 421                                 | 1163                                |
| 453            | hair oil, lotion, shampoo, hair cream               | -                 | 4.88          | 933                                 | 2561                                |

\* Unless otherwise specified

(Contd.)

NSS Report No. 461: Consumption of Some Important Commodities in India, 1999-2000

**Table 4U: Monthly per capita quantity and value of consumption for non-food items for each State and UT**

| item code      | item  | quantity<br>(kg*) | value<br>(Rs) | Urban                  |                      |
|----------------|---|-------------------|---------------|------------------------|----------------------|
|                |   |                   |               | no. of households      |                      |
|                |   |                   |               | reporting              | consumption          |
| (1)            | (2)   | (3)               | (4)           | per 1000<br>households | sample<br>households |
| (5)            | (6)   |                   |               |                        |                      |
| <b>Gujarat</b> |   |                   |               |                        |                      |
| 455            | shaving blades, shaving stick, razor                      | -                 | 1.75          | 806                    | 2248                 |
| 456            | shaving cream   | -                 | 1.36          | 389                    | 1090                 |
| 458            | other toilet articles                                     | -                 | 0.88          | 243                    | 624                  |
| 459            | toilet articles: s.t. (450-458)                           | -                 | 24.50         | 998                    | 2760                 |
| 460            | electric bulb, tubelight                                  | -                 | 1.17          | 231                    | 635                  |
| 464            | glassware   | -                 | 0.60          | 38                     | 104                  |
| 465            | bucket, water bottle/feeding bottle & other plastic goods | -                 | 0.89          | 90                     | 293                  |
| 467            | washing soap/soda   | -                 | 8.97          | 982                    | 2721                 |
| 468            | other washing requisites                                  | -                 | 2.17          | 552                    | 1545                 |
| 470            | agarbati  | -                 | 2.80          | 810                    | 2266                 |
| 471            | flower(fresh) : all purposes                              | -                 | 0.54          | 151                    | 408                  |
| 472            | insecticide, acid etc.                                    | -                 | 0.50          | 137                    | 371                  |
| 473            | other petty articles                                      | -                 | 0.77          | 141                    | 368                  |
| 479            | sundry articles: s.t. (460-473)                           | -                 | 19.03         | 991                    | 2753                 |
| 480            | domestic servant/cook                                     | -                 | 5.93          | 85                     | 266                  |
| 482            | barber, beautician etc.                                   | -                 | 3.57          | 689                    | 2006                 |
| 483            | washerman, laundry, ironing                               | -                 | 2.79          | 198                    | 556                  |
| 484            | tailor  | -                 | 5.56          | 133                    | 366                  |
| 487            | postage & telegram  | -                 | 1.02          | 279                    | 781                  |
| 488            | telephone charges   | -                 | 11.97         | 274                    | 802                  |
| 490            | repair charges for non-durables                           | -                 | 0.51          | 56                     | 153                  |
| 491            | grinding charges  | -                 | 6.07          | 882                    | 2442                 |
| 492            | miscellaneous expenses                                    | -                 | 7.93          | 519                    | 1359                 |
| 494            | other consumer services excluding conveyance              | -                 | 0.70          | 104                    | 263                  |
| 499            | consumer services excluding conveyance: s.t. (480-494)    | -                 | 47.11         | 985                    | 2722                 |
| 500            | airway fare   | -                 | 0.52          | 1                      | 5                    |
| 501            | railway fare  | -                 | 2.88          | 40                     | 107                  |
| 502            | bus/tram fare   | -                 | 13.08         | 571                    | 1582                 |
| 503            | taxi, auto-rickshaw fare                                  | -                 | 4.86          | 420                    | 1170                 |
| 508            | petrol  | -                 | 32.24         | 322                    | 899                  |
| 511            | lubricating oil   | -                 | 1.01          | 90                     | 236                  |
| 512            | school bus/van  | -                 | 1.05          | 22                     | 63                   |
| 519            | conveyance : s.t. (500-513)                               | -                 | 56.63         | 868                    | 2412                 |
| 520            | house rent, garage rent (actual)                          | -                 | 17.60         | 224                    | 618                  |
| 521            | residential land rent                                     | -                 | 0.96          | 43                     | 89                   |
| 529            | rent: s.t. (520-522)                                      | -                 | 18.87         | 277                    | 728                  |
| 539            | house rent, garage rent (imputed- urban only)             | -                 | 199.53        | 742                    | 2073                 |
| 540            | water charges   | -                 | 2.07          | 448                    | 1306                 |
| 541            | other consumer taxes & cesses                             | -                 | 4.00          | 551                    | 1549                 |
| 549            | consumer taxes and cesses: s.t. (540-541)                 | -                 | 6.07          | 619                    | 1740                 |
| 557            | other furniture & fixtures (couch, sofa etc.)             | -                 | 0.55          | 7                      | 21                   |
| 559            | furniture & fixtures: s.t. (550-557)                      | -                 | 1.40          | 93                     | 219                  |
| 562            | television  | -                 | 4.75          | 63                     | 145                  |
| 565            | tape recorder, CD player                                  | -                 | 0.68          | 51                     | 133                  |

\* Unless otherwise specified

(Contd.)

NSS Report No. 461: Consumption of Some Important Commodities in India, 1999-2000

**Table 4U: Monthly per capita quantity and value of consumption for non-food items for each State and UT**

| item code      | item   | quantity<br>(kg*) | value<br>(Rs) | Urban                               |                                     |
|----------------|--|-------------------|---------------|-------------------------------------|-------------------------------------|
|                |  |                   |               | no. of households                   |                                     |
|                |  |                   |               | reporting<br>per 1000<br>households | consumption<br>sample<br>households |
| (1)            | (2)  | (3)               | (4)           | (5)                                 | (6)                                 |
| <b>Gujarat</b> |  |                   |               |                                     |                                     |
| 566            | gramophone record, audio/video cassette                        | -                 | 0.56          | 170                                 | 475                                 |
| 569            | goods for recreation: s.t.(560-568)                            | -                 | 6.20          | 265                                 | 713                                 |
| 570            | gold ornaments   | -                 | 4.55          | 48                                  | 132                                 |
| 579            | jewellery and ornaments: s.t. (570-573)                        | -                 | 6.02          | 137                                 | 376                                 |
| 580            | stainless steel utensils                                       | -                 | 1.74          | 330                                 | 910                                 |
| 583            | other crockery & utensils                                      | -                 | 0.58          | 353                                 | 949                                 |
| 589            | crockery & utensils: s.t. (580-583)                            | -                 | 2.58          | 529                                 | 1410                                |
| 595            | stove  | -                 | 0.25          | 321                                 | 838                                 |
| 596            | pressure cooker/pressure pan                                   | -                 | 0.16          | 189                                 | 501                                 |
| 597            | refrigerator   | -                 | 1.85          | 25                                  | 71                                  |
| 600            | other cooking/household appliances                             | -                 | 0.64          | 75                                  | 223                                 |
| 609            | cooking and household appliances: s.t. (590-600)               | -                 | 4.03          | 467                                 | 1240                                |
| 610            | bicycle  | -                 | 1.35          | 415                                 | 1081                                |
| 611            | motor cycle, scooter   | -                 | 5.56          | 289                                 | 814                                 |
| 612            | motor car, jeep  | -                 | 3.86          | 23                                  | 82                                  |
| 619            | personal transport equipment: s.t. (610-614)                   | -                 | 11.03         | 617                                 | 1636                                |
| 639            | other personal goods: s.t. (630-632)                           | -                 | 0.27          | 173                                 | 435                                 |
| 642            | residential building & land (cost of repairs only)             | -                 | 5.96          | 146                                 | 361                                 |
| 649            | residential building, land and other durables : s.t. (640-643) | -                 | 6.55          | 176                                 | 437                                 |
| 659            | durable goods : total<br>(559+569+579+589+609+619+629+639+649) | -                 | 38.10         | 874                                 | 2360                                |
| 999            | total non-food   | -                 | 45-           | 1000                                | 2764                                |
| <b>Haryana</b> |  |                   |               |                                     |                                     |
| 320            | bidi (no.)   | 51.73             | 6.75          | 374                                 | 236                                 |
| 321            | cigarettes (no.)   | 1.67              | 2.07          | 56                                  | 50                                  |
| 326            | zarda, kimam, surti (gm)                                       | 4.85              | 0.79          | 100                                 | 36                                  |
| 329            | tobacco: s.t. (320-327)  | -                 | 9.79          | 516                                 | 316                                 |
| 332            | country liquor (litre)   | 0.56              | 4.71          | 89                                  | 63                                  |
| 333            | beer (litre)   | 0.02              | 1.68          | 30                                  | 10                                  |
| 334            | foreign liquor or refined liquor (litre)                       | 0.38              | 1.68          | 29                                  | 20                                  |
| 339            | intoxicants: s.t. (330-335)                                    | -                 | 8.14          | 148                                 | 92                                  |
| 341            | firewood and chips   | 5.06              | 6.55          | 304                                 | 188                                 |
| 342            | electricity (std. unit)  | 17.28             | 44.07         | 874                                 | 697                                 |
| 343            | dung cake  | -                 | 5.55          | 227                                 | 146                                 |
| 344            | kerosene - P.D.S. (litre)                                      | 0.52              | 1.92          | 437                                 | 317                                 |
| 345            | kerosene - other sources (litre)                               | 0.59              | 5.20          | 288                                 | 130                                 |
| 346            | matches (box)  | 2.71              | 1.37          | 909                                 | 684                                 |
| 348            | L.P.G.   | 1.56              | 19.19         | 548                                 | 510                                 |
| 351            | candle (no.)   | 0.85              | 1.46          | 663                                 | 484                                 |
| 359            | fuel and light: s.t. (340-353)                                 | -                 | 85.48         | 997                                 | 755                                 |
| 361            | sari (m)   | 0.07              | 3.89          | 393                                 | 331                                 |
| 362            | cloth for shirt, pyjama, salwar etc.(m)                        | 0.38              | 17.78         | 953                                 | 726                                 |
| 363            | cloth for coat, trousers, overcoat etc. (m)                    | 0.07              | 7.38          | 718                                 | 572                                 |

\* Unless otherwise specified

(Contd.)

NSS Report No. 461: Consumption of Some Important Commodities in India, 1999-2000

**Table 4U: Monthly per capita quantity and value of consumption for non-food items for each State and UT**

| item code      | item  | quantity<br>(kg*) | value<br>(Rs) | Urban                                   |                   |
|----------------|---|-------------------|---------------|---|-------------------|
|                |   |                   |               | no. of households reporting consumption |                   |
|                |   |                   |               | per 1000 households                     | sample households |
| (1)            | (2)   | (3)               | (4)           | (5)                                     | (6)               |
| <b>Haryana</b> |   |                   |               |   |                   |
| 364            | chaddar, dupatta, shawl etc.(no.)                                       | 0.04              | 3.38          | 724                                     | 535               |
| 365            | lungi (no.)   | 0.01              | 0.53          | 337                                     | 220               |
| 366            | gamchha, towel, handkerchief (no.)                                      | 0.06              | 2.26          | 907                                     | 684               |
| 367            | hosiery articles, stockings, under-garments etc.(no.)                   | 0.13              | 3.74          | 884                                     | 689               |
| 368            | ready-made garments (no.)   | 0.05              | 6.20          | 690                                     | 524               |
| 370            | headwear (no.)  | 0.01              | 0.29          | 122                                     | 118               |
| 371            | knitted garments, sweater, pullover, cardigan, muffler, scarf etc.(no.) | 0.04              | 5.52          | 525                                     | 460               |
| 372            | knitting wool, cotton yarn (gm)   | 1.66              | 0.45          | 106                                     | 91                |
| 373            | clothing: others  | -                 | 1.58          | 107                                     | 77                |
| 379            | clothing: s.t. (360-373)  | -                 | 53.45         | 996                                     | 753               |
| 380            | bed sheet, bed cover (no.)  | 0.02              | 2.14          | 391                                     | 337               |
| 381            | rug, blanket (no.)  | -                 | 0.67          | 120                                     | 111               |
| 382            | pillow, quilt, mattress (no.)   | 0.01              | 1.67          | 214                                     | 189               |
| 389            | bedding etc.: s.t. (380-387)  | -                 | 4.99          | 487                                     | 420               |
| 390            | leather boots, shoes (pair)   | 0.03              | 7.52          | 754                                     | 605               |
| 391            | leather sandals, chappals etc. (pair)                                   | 0.02              | 3.29          | 663                                     | 547               |
| 392            | other leather footwear (pair)   | 0.01              | 1.46          | 249                                     | 192               |
| 393            | rubber / PVC footwear (pair)  | 0.08              | 2.82          | 887                                     | 686               |
| 394            | other footwear (pair)   | 0.02              | 1.55          | 369                                     | 276               |
| 399            | footwear: s.t. (390-394)  | -                 | 16.63         | 992                                     | 752               |
| 400            | books, journals   | -                 | 12.12         | 618                                     | 501               |
| 401            | newspapers, periodicals   | -                 | 0.71          | 107                                     | 141               |
| 403            | stationery  | -                 | 6.13          | 594                                     | 490               |
| 404            | tuition and other fees (school, college, etc.)                          | -                 | 32.21         | 587                                     | 480               |
| 405            | private tutor/coaching centre   | -                 | 4.37          | 119                                     | 95                |
| 406            | other educational expenses  | -                 | 3.49          | 209                                     | 160               |
| 409            | education: s.t. (400-406)   | -                 | 59.07         | 643                                     | 529               |
| 410            | medicine  | -                 | 11.20         | 208                                     | 149               |
| 411            | X-ray, ECG, pathological test etc.                                      | -                 | 1.84          | 42                                      | 36                |
| 412            | doctor's/surgeon's fee  | -                 | 1.99          | 126                                     | 106               |
| 413            | hospital & nursing home charges   | -                 | 4.48          | 66                                      | 55                |
| 414            | other medical expenses  | -                 | 3.76          | 46                                      | 24                |
| 419            | medical - institutional: s.t. (410-414)                                 | -                 | 23.27         | 237                                     | 157               |
| 420            | medicine  | -                 | 36.67         | 733                                     | 539               |
| 422            | doctor's/surgeon's fee  | -                 | 2.50          | 131                                     | 123               |
| 429            | medical - non-institutional: s.t. (420-424)                             | -                 | 40.05         | 737                                     | 544               |
| 430            | cinema, theatre   | -                 | 0.60          | 47                                      | 29                |
| 439            | entertainment : s.t. (430-437)  | -                 | 5.75          | 280                                     | 247               |
| 446            | other goods for personal care and effects                               | -                 | 1.57          | 131                                     | 123               |
| 449            | goods for personal care and effects: s.t. (440-446)                     | -                 | 2.39          | 212                                     | 189               |
| 450            | toilet soap   | -                 | 6.02          | 952                                     | 725               |
| 451            | toothbrush, toothpaste etc.   | -                 | 4.11          | 809                                     | 659               |
| 452            | powder, snow, cream   | -                 | 2.63          | 493                                     | 387               |

\* Unless otherwise specified

(Contd.)

NSS Report No. 461: Consumption of Some Important Commodities in India, 1999-2000

**Table 4U: Monthly per capita quantity and value of consumption for non-food items for each State and UT**

| item code      | item   | quantity<br>(kg*) | value<br>(Rs) | Urban                               |                                     |
|----------------|--|-------------------|---------------|-------------------------------------|-------------------------------------|
|                |  |                   |               | no. of households                   |                                     |
|                |  |                   |               | reporting<br>per 1000<br>households | consumption<br>sample<br>households |
| (1)            | (2)  | (3)               | (4)           | (5)                                 | (6)                                 |
| <b>Haryana</b> |  |                   |               |                                     |                                     |
| 453            | hair oil, lotion, shampoo, hair cream                  | -                 | 4.09          | 767                                 | 623                                 |
| 455            | shaving blades, shaving stick, razor                   | -                 | 1.35          | 563                                 | 476                                 |
| 456            | shaving cream  | -                 | 0.93          | 359                                 | 313                                 |
| 457            | sanitary napkins                                       | -                 | 1.12          | 153                                 | 144                                 |
| 458            | other toilet articles                                  | -                 | 0.77          | 141                                 | 120                                 |
| 459            | toilet articles: s.t. (450-458)                        | -                 | 21.06         | 984                                 | 749                                 |
| 460            | electric bulb, tubelight                               | -                 | 1.32          | 299                                 | 248                                 |
| 463            | earthenware  | -                 | 0.44          | 102                                 | 78                                  |
| 467            | washing soap/soda                                      | -                 | 11.62         | 972                                 | 740                                 |
| 468            | other washing requisites                               | -                 | 1.76          | 493                                 | 343                                 |
| 470            | agarbati   | -                 | 1.91          | 682                                 | 550                                 |
| 473            | other petty articles                                   | -                 | 0.74          | 168                                 | 165                                 |
| 479            | sundry articles: s.t. (460-473)                        | -                 | 18.95         | 994                                 | 756                                 |
| 480            | domestic servant/cook                                  | -                 | 2.30          | 20                                  | 24                                  |
| 481            | sweeper  | -                 | 1.16          | 191                                 | 179                                 |
| 482            | barber, beautician etc.                                | -                 | 4.67          | 868                                 | 634                                 |
| 483            | washerman, laundry, ironing                            | -                 | 1.24          | 117                                 | 107                                 |
| 484            | tailor   | -                 | 6.40          | 176                                 | 131                                 |
| 485            | priest   | -                 | 0.54          | 95                                  | 83                                  |
| 487            | postage & telegram                                     | -                 | 0.37          | 192                                 | 92                                  |
| 488            | telephone charges                                      | -                 | 9.60          | 216                                 | 225                                 |
| 491            | grinding charges                                       | -                 | 2.80          | 424                                 | 346                                 |
| 492            | miscellaneous expenses                                 | -                 | 2.88          | 175                                 | 158                                 |
| 499            | consumer services excluding conveyance: s.t. (480-494) | -                 | 32.65         | 977                                 | 738                                 |
| 501            | railway fare   | -                 | 2.32          | 61                                  | 55                                  |
| 502            | bus/tram fare  | -                 | 15.70         | 465                                 | 355                                 |
| 503            | taxi, auto-rickshaw fare                               | -                 | 2.92          | 305                                 | 201                                 |
| 505            | rickshaw (hand drawn & cycle) fare                     | -                 | 0.76          | 81                                  | 79                                  |
| 508            | petrol   | -                 | 24.23         | 211                                 | 221                                 |
| 511            | lubricating oil  | -                 | 0.90          | 39                                  | 39                                  |
| 512            | school bus/van   | -                 | 1.44          | 28                                  | 25                                  |
| 519            | conveyance : s.t. (500-513)                            | -                 | 49.14         | 702                                 | 567                                 |
| 520            | house rent, garage rent (actual)                       | -                 | 17.93         | 172                                 | 131                                 |
| 521            | residential land rent                                  | -                 | 12.05         | 138                                 | 30                                  |
| 522            | consumer rent (other goods)                            | -                 | 0.81          | 6                                   | 4                                   |
| 529            | rent: s.t. (520-522)                                   | -                 | 30.80         | 316                                 | 165                                 |
| 539            | house rent, garage rent (imputed- urban only)          | -                 | 175.38        | 660                                 | 580                                 |
| 540            | water charges  | -                 | 2.66          | 365                                 | 336                                 |
| 541            | other consumer taxes & cesses                          | -                 | 1.56          | 155                                 | 148                                 |
| 549            | consumer taxes and cesses: s.t. (540-541)              | -                 | 4.22          | 410                                 | 370                                 |
| 550            | bedstead   | -                 | 0.92          | 69                                  | 56                                  |
| 559            | furniture & fixtures: s.t. (550-557)                   | -                 | 1.29          | 89                                  | 74                                  |
| 562            | television   | -                 | 3.18          | 55                                  | 60                                  |
| 569            | goods for recreation: s.t.(560-568)                    | -                 | 3.61          | 105                                 | 97                                  |

\* Unless otherwise specified

(Contd.)

NSS Report No. 461: Consumption of Some Important Commodities in India, 1999-2000

**Table 4U: Monthly per capita quantity and value of consumption for non-food items for each State and UT**

| item code               | item  | quantity<br>(kg*) | value<br>(Rs) | Urban                               |                                     |
|-------------------------|---|-------------------|---------------|-------------------------------------|-------------------------------------|
|                         |   |                   |               | no. of households                   |                                     |
|                         |   |                   |               | reporting<br>per 1000<br>households | consumption<br>sample<br>households |
| (1)                     | (2)   | (3)               | (4)           | (5)                                 | (6)                                 |
| <b>Haryana</b>          |   |                   |               |                                     |                                     |
| 570                     | gold ornaments  | -                 | 1.24          | 15                                  | 14                                  |
| 579                     | jewellery and ornaments: s.t. (570-573)                                   | -                 | 1.31          | 22                                  | 26                                  |
| 580                     | stainless steel utensils  | -                 | 0.72          | 170                                 | 160                                 |
| 589                     | crocery & utensils: s.t. (580-583)  | -                 | 0.92          | 212                                 | 187                                 |
| 609                     | cooking and household appliances: s.t. (590-600)                          | -                 | 1.69          | 202                                 | 179                                 |
| 610                     | bicycle   | -                 | 1.96          | 447                                 | 371                                 |
| 611                     | motor cycle, scooter  | -                 | 7.53          | 211                                 | 218                                 |
| 612                     | motor car, jeep   | -                 | 6.66          | 31                                  | 40                                  |
| 614                     | other transport equipment   | -                 | 0.83          | 23                                  | 14                                  |
| 619                     | personal transport equipment: s.t. (610-614)                              | -                 | 17.14         | 572                                 | 496                                 |
| 642                     | residential building & land (cost of repairs only)                        | -                 | 0.96          | 43                                  | 42                                  |
| 649                     | residential building, land and other durables : s.t. (640-643)            | -                 | 1.34          | 76                                  | 74                                  |
| 659                     | durable goods : total<br>(559+569+579+589+609+619+629+639+649)            | -                 | 27.38         | 716                                 | 617                                 |
| 999                     | total non-food  | -                 | 494.00        | 1000                                | 758                                 |
| <b>Himachal Pradesh</b> |   |                   |               |                                     |                                     |
| 320                     | bidi (no.)  | 29.15             | 5.11          | 197                                 | 191                                 |
| 321                     | cigarettes (no.)  | 7.35              | 7.64          | 127                                 | 156                                 |
| 329                     | tobacco: s.t. (320-327)   | -                 | 13.24         | 312                                 | 340                                 |
| 332                     | country liquor (litre)  | 0.58              | 4.07          | 58                                  | 59                                  |
| 334                     | foreign liquor or refined liquor (litre)                                  | 0.02              | 2.70          | 24                                  | 35                                  |
| 339                     | intoxicants: s.t. (330-335)   | -                 | 7.19          | 93                                  | 105                                 |
| 341                     | firewood and chips  | 4.00              | 4.35          | 120                                 | 101                                 |
| 342                     | electricity (std. unit)   | 30.15             | 21.41         | 940                                 | 879                                 |
| 344                     | kerosene - P.D.S. (litre)   | 0.59              | 2.07          | 208                                 | 192                                 |
| 345                     | kerosene - other sources (litre)  | 0.27              | 1.30          | 82                                  | 89                                  |
| 346                     | matches (box)   | 1.98              | 1.40          | 694                                 | 801                                 |
| 348                     | L.P.G.  | 2.56              | 30.90         | 588                                 | 728                                 |
| 351                     | candle (no.)  | 0.24              | 0.60          | 281                                 | 350                                 |
| 359                     | fuel and light: s.t. (340-353)  | -                 | 62.70         | 980                                 | 919                                 |
| 361                     | sari (m)  | 0.02              | 2.88          | 77                                  | 84                                  |
| 362                     | cloth for shirt, pyjama, salwar etc.(m)                                   | 0.38              | 25.44         | 759                                 | 853                                 |
| 363                     | cloth for coat, trousers, overcoat etc. (m)                               | 0.12              | 16.32         | 587                                 | 628                                 |
| 364                     | chaddar, dupatta, shawl etc.(no.)   | 0.05              | 4.48          | 492                                 | 536                                 |
| 366                     | gamchha, towel, handkerchief (no.)  | 0.04              | 2.04          | 498                                 | 523                                 |
| 367                     | hosiery articles, stockings, under-garments etc.(no.)                     | 0.14              | 5.47          | 765                                 | 795                                 |
| 368                     | ready-made garments (no.)   | 0.06              | 16.00         | 626                                 | 556                                 |
| 371                     | knitted garments, swea- ter, pullover, cardigan, muffler, scarf etc.(no.) | 0.13              | 11.81         | 583                                 | 566                                 |
| 372                     | knitting wool, cotton yarn (gm)   | 1.89              | 1.02          | 103                                 | 109                                 |
| 373                     | clothing: others  | -                 | 3.59          | 133                                 | 132                                 |
| 379                     | clothing: s.t. (360-373)  | -                 | 89.61         | 987                                 | 933                                 |
| 380                     | bed sheet, bed cover (no.)  | 0.03              | 5.30          | 448                                 | 541                                 |

\* Unless otherwise specified

(Contd.)

NSS Report No. 461: Consumption of Some Important Commodities in India, 1999-2000

**Table 4U: Monthly per capita quantity and value of consumption for non-food items for each State and UT**

| item code               | item  | quantity<br>(kg*) | value<br>(Rs) | Urban                               |                                     |
|-------------------------|---|-------------------|---------------|-------------------------------------|-------------------------------------|
|                         |   |                   |               | no. of households                   |                                     |
|                         |   |                   |               | reporting<br>per 1000<br>households | consumption<br>sample<br>households |
| (1)                     | (2)   | (3)               | (4)           | (5)                                 | (6)                                 |
| <b>Himachal Pradesh</b> |   |                   |               |                                     |                                     |
| 381                     | rug, blanket (no.)                                  | -                 | 1.90          | 87                                  | 114                                 |
| 382                     | pillow, quilt, mattress (no.)                       | 0.01              | 1.64          | 118                                 | 118                                 |
| 383                     | cloth for upholstery, curtain, table-cloth etc. (m) | 0.02              | 1.18          | 89                                  | 89                                  |
| 387                     | bedding: others                                     | -                 | 0.57          | 43                                  | 47                                  |
| 389                     | bedding etc.: s.t. (380-387)                        | -                 | 10.77         | 495                                 | 585                                 |
| 390                     | leather boots, shoes (pair)                         | 0.04              | 16.48         | 636                                 | 724                                 |
| 391                     | leather sandals, chappals etc. (pair)               | 0.03              | 7.17          | 502                                 | 569                                 |
| 392                     | other leather footwear (pair)                       | 0.01              | 1.57          | 134                                 | 144                                 |
| 393                     | rubber / PVC footwear (pair)                        | 0.07              | 3.92          | 721                                 | 706                                 |
| 394                     | other footwear (pair)                               | 0.02              | 3.34          | 420                                 | 365                                 |
| 399                     | footwear: s.t. (390-394)                            | -                 | 32.47         | 994                                 | 942                                 |
| 400                     | books, journals                                     | -                 | 19.70         | 644                                 | 568                                 |
| 401                     | newspapers, periodicals                             | -                 | 4.17          | 261                                 | 319                                 |
| 403                     | stationery  | -                 | 8.72          | 653                                 | 558                                 |
| 404                     | tuition and other fees (school, college, etc.)      | -                 | 35.33         | 468                                 | 538                                 |
| 405                     | private tutor/coaching centre                       | -                 | 3.17          | 71                                  | 58                                  |
| 406                     | other educational expenses                          | -                 | 1.37          | 113                                 | 130                                 |
| 409                     | education: s.t. (400-406)                           | -                 | 72.61         | 761                                 | 675                                 |
| 410                     | medicine  | -                 | 11.33         | 248                                 | 383                                 |
| 411                     | X-ray, ECG, pathological test etc.                  | -                 | 0.81          | 16                                  | 22                                  |
| 413                     | hospital & nursing home charges                     | -                 | 0.71          | 14                                  | 17                                  |
| 414                     | other medical expenses                              | -                 | 1.39          | 14                                  | 20                                  |
| 419                     | medical - institutional: s.t. (410-414)             | -                 | 14.54         | 250                                 | 389                                 |
| 420                     | medicine  | -                 | 28.73         | 501                                 | 462                                 |
| 424                     | other medical expenses                              | -                 | 3.69          | 157                                 | 18                                  |
| 429                     | medical - non-institutional: s.t. (420-424)         | -                 | 33.20         | 656                                 | 479                                 |
| 430                     | cinema, theatre                                     | -                 | 1.70          | 76                                  | 64                                  |
| 431                     | mela, fair, picnic                                  | -                 | 1.12          | 8                                   | 10                                  |
| 432                     | sports goods, toys etc.                             | -                 | 2.06          | 45                                  | 44                                  |
| 433                     | club fees   | -                 | 1.03          | 11                                  | 6                                   |
| 435                     | photography   | -                 | 0.69          | 9                                   | 12                                  |
| 439                     | entertainment : s.t. (430-437)                      | -                 | 10.50         | 223                                 | 304                                 |
| 440                     | spectacles  | -                 | 1.23          | 8                                   | 11                                  |
| 442                     | pen   | -                 | 2.03          | 281                                 | 201                                 |
| 444                     | umbrella, raincoat                                  | -                 | 1.97          | 30                                  | 37                                  |
| 446                     | other goods for personal care and effects           | -                 | 0.59          | 18                                  | 20                                  |
| 449                     | goods for personal care and effects: s.t. (440-446) | -                 | 6.15          | 335                                 | 265                                 |
| 450                     | toilet soap   | -                 | 10.31         | 997                                 | 943                                 |
| 451                     | toothbrush, toothpaste etc.                         | -                 | 5.86          | 756                                 | 863                                 |
| 452                     | powder, snow, cream                                 | -                 | 4.12          | 515                                 | 571                                 |
| 453                     | hair oil, lotion, shampoo, hair cream               | -                 | 5.00          | 683                                 | 764                                 |
| 455                     | shaving blades, shaving stick, razor                | -                 | 2.63          | 634                                 | 744                                 |
| 456                     | shaving cream                                       | -                 | 1.39          | 398                                 | 404                                 |
| 457                     | sanitary napkins                                    | -                 | 1.33          | 116                                 | 166                                 |

\* Unless otherwise specified

(Contd.)

NSS Report No. 461: Consumption of Some Important Commodities in India, 1999-2000

**Table 4U: Monthly per capita quantity and value of consumption for non-food items for each State and UT**

| item code               | item   | quantity<br>(kg*) | value<br>(Rs) | Urban                               |                                     |
|-------------------------|--|-------------------|---------------|-------------------------------------|-------------------------------------|
|                         |  |                   |               | no. of households                   |                                     |
|                         |  |                   |               | reporting<br>per 1000<br>households | consumption<br>sample<br>households |
| (1)                     | (2)  | (3)               | (4)           | (5)                                 | (6)                                 |
| <b>Himachal Pradesh</b> |  |                   |               |                                     |                                     |
| 458                     | other toilet articles                                  | -                 | 1.77          | 225                                 | 266                                 |
| 459                     | toilet articles: s.t. (450-458)                        | -                 | 32.43         | 998                                 | 945                                 |
| 460                     | electric bulb, tubelight                               | -                 | 2.20          | 295                                 | 296                                 |
| 464                     | glassware  | -                 | 1.41          | 46                                  | 43                                  |
| 467                     | washing soap/soda                                      | -                 | 14.23         | 943                                 | 902                                 |
| 468                     | other washing requisites                               | -                 | 2.20          | 296                                 | 391                                 |
| 470                     | agarbati   | -                 | 2.64          | 580                                 | 648                                 |
| 473                     | other petty articles                                   | -                 | 2.17          | 163                                 | 180                                 |
| 479                     | sundry articles: s.t. (460-473)                        | -                 | 26.38         | 967                                 | 922                                 |
| 480                     | domestic servant/cook                                  | -                 | 9.56          | 35                                  | 40                                  |
| 481                     | sweeper  | -                 | 0.80          | 44                                  | 44                                  |
| 482                     | barber, beautician etc.                                | -                 | 4.13          | 611                                 | 552                                 |
| 483                     | washerman, laundry, ironing                            | -                 | 1.96          | 66                                  | 43                                  |
| 484                     | tailor   | -                 | 13.58         | 183                                 | 181                                 |
| 487                     | postage & telegram                                     | -                 | 1.24          | 158                                 | 176                                 |
| 488                     | telephone charges                                      | -                 | 27.08         | 340                                 | 407                                 |
| 490                     | repair charges for non-durables                        | -                 | 0.54          | 30                                  | 25                                  |
| 492                     | miscellaneous expenses                                 | -                 | 21.98         | 504                                 | 368                                 |
| 493                     | pet animals (incl. birds, fish)                        | -                 | 2.72          | 37                                  | 42                                  |
| 494                     | other consumer services excluding conveyance           | -                 | 0.59          | 48                                  | 45                                  |
| 499                     | consumer services excluding conveyance: s.t. (480-494) | -                 | 85.15         | 927                                 | 819                                 |
| 502                     | bus/tram fare  | -                 | 28.07         | 480                                 | 538                                 |
| 503                     | taxi, auto-rickshaw fare                               | -                 | 4.00          | 60                                  | 44                                  |
| 508                     | petrol   | -                 | 21.12         | 141                                 | 142                                 |
| 511                     | lubricating oil  | -                 | 0.86          | 30                                  | 19                                  |
| 512                     | school bus/van   | -                 | 1.32          | 15                                  | 16                                  |
| 519                     | conveyance : s.t. (500-513)                            | -                 | 56.02         | 595                                 | 692                                 |
| 520                     | house rent, garage rent (actual)                       | -                 | 56.39         | 337                                 | 433                                 |
| 521                     | residential land rent                                  | -                 | 7.58          | 34                                  | 36                                  |
| 522                     | consumer rent (other goods)                            | -                 | 1.02          | 6                                   | 7                                   |
| 529                     | rent: s.t. (520-522)                                   | -                 | 64.98         | 377                                 | 476                                 |
| 539                     | house rent, garage rent (imputed- urban only)          | -                 | 217.47        | 610                                 | 472                                 |
| 540                     | water charges  | -                 | 3.33          | 679                                 | 639                                 |
| 549                     | consumer taxes and cesses: s.t. (540-541)              | -                 | 3.54          | 681                                 | 640                                 |
| 550                     | bedstead   | -                 | 0.61          | 13                                  | 18                                  |
| 559                     | furniture & fixtures: s.t. (550-557)                   | -                 | 1.61          | 30                                  | 41                                  |
| 562                     | television   | -                 | 4.31          | 25                                  | 30                                  |
| 565                     | tape recorder, CD player                               | -                 | 0.78          | 9                                   | 14                                  |
| 569                     | goods for recreation: s.t.(560-568)                    | -                 | 5.72          | 93                                  | 94                                  |
| 570                     | gold ornaments   | -                 | 3.59          | 17                                  | 23                                  |
| 579                     | jewellery and ornaments: s.t. (570-573)                | -                 | 3.81          | 24                                  | 28                                  |
| 580                     | stainless steel utensils                               | -                 | 0.92          | 75                                  | 77                                  |
| 589                     | crocery & utensils: s.t. (580-583)                     | -                 | 1.44          | 125                                 | 135                                 |
| 591                     | air conditioner, air cooler                            | -                 | 1.14          | 7                                   | 3                                   |

\* Unless otherwise specified

(Contd.)

NSS Report No. 461: Consumption of Some Important Commodities in India, 1999-2000



**Table 4U: Monthly per capita quantity and value of consumption for non-food items for each State and UT**

| item code                  | item  | quantity<br>(kg*) | value<br>(Rs) | Urban                               |                                     |
|----------------------------|---|-------------------|---------------|-------------------------------------|-------------------------------------|
|                            |   |                   |               | no. of households                   |                                     |
|                            |   |                   |               | reporting<br>per 1000<br>households | consumption<br>sample<br>households |
| (1)                        | (2)   | (3)               | (4)           | (5)                                 | (6)                                 |
| <b>Himachal Pradesh</b>    |   |                   |               |                                     |                                     |
| 594                        | washing machine   | -                 | 2.12          | 11                                  | 13                                  |
| 597                        | refrigerator  | -                 | 1.95          | 8                                   | 9                                   |
| 600                        | other cooking/household appliances  | -                 | 0.76          | 37                                  | 40                                  |
| 609                        | cooking and household appliances: s.t. (590-600)                          | -                 | 6.75          | 124                                 | 118                                 |
| 611                        | motor cycle, scooter  | -                 | 12.78         | 67                                  | 68                                  |
| 612                        | motor car, jeep   | -                 | 14.08         | 20                                  | 26                                  |
| 613                        | tyres & tubes   | -                 | 2.18          | 12                                  | 8                                   |
| 619                        | personal transport equipment: s.t. (610-614)                              | -                 | 29.45         | 117                                 | 112                                 |
| 639                        | other personal goods: s.t. (630-632)                                      | -                 | 0.52          | 46                                  | 40                                  |
| 642                        | residential building & land (cost of repairs only)                        | -                 | 8.28          | 316                                 | 136                                 |
| 649                        | residential building, land and other durables : s.t. (640-643)            | -                 | 8.59          | 333                                 | 148                                 |
| 659                        | durable goods : total<br>(559+569+579+589+609+619+629+639+649)            | -                 | 57.91         | 554                                 | 384                                 |
| 999                        | total non-food  | -                 | 68-           | 1000                                | 947                                 |
| <b>Jammu &amp; Kashmir</b> |   |                   |               |                                     |                                     |
| 320                        | bidi (no.)  | 10.44             | 2.14          | 94                                  | 117                                 |
| 321                        | cigarettes (no.)  | 10.60             | 11.05         | 251                                 | 258                                 |
| 324                        | hookah tobacco  | 0.21              | 1.19          | 189                                 | 185                                 |
| 329                        | tobacco: s.t. (320-327)   | -                 | 14.54         | 465                                 | 488                                 |
| 332                        | country liquor (litre)  | 0.02              | 1.86          | 51                                  | 57                                  |
| 334                        | foreign liquor or refined liquor (litre)                                  | 0.01              | 1.72          | 21                                  | 30                                  |
| 339                        | intoxicants: s.t. (330-335)   | -                 | 4.18          | 79                                  | 92                                  |
| 341                        | firewood and chips  | 4.83              | 5.05          | 283                                 | 275                                 |
| 342                        | electricity (std. unit)   | 16.35             | 18.58         | 898                                 | 905                                 |
| 344                        | kerosene - P.D.S. (litre)   | 0.96              | 3.99          | 582                                 | 522                                 |
| 345                        | kerosene - other sources (litre)  | 0.26              | 1.69          | 161                                 | 174                                 |
| 346                        | matches (box)   | 1.65              | 1.15          | 960                                 | 953                                 |
| 348                        | L.P.G.  | 2.11              | 24.88         | 672                                 | 658                                 |
| 350                        | charcoal  | 0.30              | 2.38          | 105                                 | 52                                  |
| 351                        | candle (no.)  | 1.11              | 2.08          | 671                                 | 722                                 |
| 359                        | fuel and light: s.t. (340-353)  | -                 | 60.47         | 999                                 | 1004                                |
| 361                        | sari (m)  | 0.02              | 1.16          | 202                                 | 175                                 |
| 362                        | cloth for shirt, pyjama, salwar etc.(m)                                   | 0.40              | 19.42         | 969                                 | 984                                 |
| 363                        | cloth for coat, trousers, overcoat etc. (m)                               | 0.05              | 5.75          | 444                                 | 528                                 |
| 364                        | chaddar, dupatta, shawl etc.(no.)   | 0.04              | 3.30          | 710                                 | 698                                 |
| 366                        | gamchha, towel, handkerchief (no.)  | 0.03              | 1.42          | 606                                 | 634                                 |
| 367                        | hosiery articles, stockings, under-garments etc.(no.)                     | 0.10              | 3.65          | 770                                 | 751                                 |
| 368                        | ready-made garments (no.)   | 0.05              | 8.59          | 629                                 | 591                                 |
| 371                        | knitted garments, swea- ter, pullover, cardigan, muffler, scarf etc.(no.) | 0.04              | 9.20          | 626                                 | 575                                 |
| 373                        | clothing: others  | -                 | 2.40          | 245                                 | 213                                 |
| 379                        | clothing: s.t. (360-373)  | -                 | 55.42         | 998                                 | 1003                                |
| 380                        | bed sheet, bed cover (no.)  | 0.01              | 1.98          | 423                                 | 512                                 |

\* Unless otherwise specified

(Contd.)

NSS Report No. 461: Consumption of Some Important Commodities in India, 1999-2000

**Table 4U: Monthly per capita quantity and value of consumption for non-food items for each State and UT**

| item code                  | item  | quantity<br>(kg*) | value<br>(Rs) | Urban                               |                                     |
|----------------------------|---|-------------------|---------------|-------------------------------------|-------------------------------------|
|                            |   |                   |               | no. of households                   |                                     |
|                            |   |                   |               | reporting<br>per 1000<br>households | consumption<br>sample<br>households |
| (1)                        | (2)   | (3)               | (4)           | (5)                                 | (6)                                 |
| <b>Jammu &amp; Kashmir</b> |   |                   |               |                                     |                                     |
| 381                        | rug, blanket (no.)                                  | 0.01              | 2.12          | 199                                 | 157                                 |
| 382                        | pillow, quilt, mattress (no.)                       | -                 | 1.11          | 129                                 | 159                                 |
| 385                        | mats and matting (no.)                              | -                 | 0.73          | 47                                  | 39                                  |
| 387                        | bedding: others                                     | -                 | 1.90          | 213                                 | 187                                 |
| 389                        | bedding etc.: s.t. (380-387)                        | -                 | 8.20          | 694                                 | 718                                 |
| 390                        | leather boots, shoes (pair)                         | 0.02              | 7.84          | 743                                 | 757                                 |
| 391                        | leather sandals, chappals etc. (pair)               | 0.02              | 3.44          | 633                                 | 628                                 |
| 392                        | other leather footwear (pair)                       | 0.01              | 0.90          | 196                                 | 149                                 |
| 393                        | rubber / PVC footwear (pair)                        | 0.06              | 3.40          | 829                                 | 880                                 |
| 394                        | other footwear (pair)                               | 0.03              | 2.12          | 465                                 | 396                                 |
| 399                        | footwear: s.t. (390-394)                            | -                 | 17.70         | 997                                 | 1003                                |
| 400                        | books, journals                                     | -                 | 9.23          | 624                                 | 647                                 |
| 401                        | newspapers, periodicals                             | -                 | 2.31          | 276                                 | 273                                 |
| 403                        | stationery  | -                 | 4.92          | 602                                 | 631                                 |
| 404                        | tuition and other fees (school, college, etc.)      | -                 | 16.64         | 511                                 | 528                                 |
| 405                        | private tutor/coaching centre                       | -                 | 7.06          | 242                                 | 266                                 |
| 406                        | other educational expenses                          | -                 | 5.41          | 369                                 | 399                                 |
| 409                        | education: s.t. (400-406)                           | -                 | 45.64         | 706                                 | 722                                 |
| 410                        | medicine  | -                 | 5.21          | 108                                 | 122                                 |
| 411                        | X-ray, ECG, pathological test etc.                  | -                 | 0.87          | 40                                  | 44                                  |
| 412                        | doctor's/surgeon's fee                              | -                 | 0.76          | 53                                  | 48                                  |
| 413                        | hospital & nursing home charges                     | -                 | 1.39          | 21                                  | 18                                  |
| 414                        | other medical expenses                              | -                 | 0.68          | 41                                  | 37                                  |
| 419                        | medical - institutional: s.t. (410-414)             | -                 | 8.93          | 110                                 | 127                                 |
| 420                        | medicine  | -                 | 22.16         | 766                                 | 737                                 |
| 421                        | X-ray, ECG, pathological test etc.                  | -                 | 0.97          | 52                                  | 38                                  |
| 422                        | doctor's/surgeon's fee                              | -                 | 1.69          | 123                                 | 118                                 |
| 429                        | medical - non-institutional: s.t. (420-424)         | -                 | 25.25         | 776                                 | 751                                 |
| 431                        | mela, fair, picnic                                  | -                 | 2.02          | 28                                  | 18                                  |
| 432                        | sports goods, toys etc.                             | -                 | 0.52          | 49                                  | 59                                  |
| 434                        | goods for recreation and hobbies                    | -                 | 0.58          | 47                                  | 24                                  |
| 439                        | entertainment : s.t. (430-437)                      | -                 | 7.52          | 320                                 | 279                                 |
| 441                        | torch   | -                 | 1.44          | 16                                  | 17                                  |
| 442                        | pen   | -                 | 0.52          | 145                                 | 182                                 |
| 446                        | other goods for personal care and effects           | -                 | 3.26          | 298                                 | 226                                 |
| 449                        | goods for personal care and effects: s.t. (440-446) | -                 | 5.92          | 397                                 | 365                                 |
| 450                        | toilet soap   | -                 | 8.49          | 994                                 | 1000                                |
| 451                        | toothbrush, toothpaste etc.                         | -                 | 3.96          | 857                                 | 871                                 |
| 452                        | powder, snow, cream                                 | -                 | 2.01          | 545                                 | 512                                 |
| 453                        | hair oil, lotion, shampoo, hair cream               | -                 | 3.75          | 762                                 | 776                                 |
| 454                        | comb  | -                 | 0.20          | 159                                 | 145                                 |
| 455                        | shaving blades, shaving stick, razor                | -                 | 1.31          | 676                                 | 672                                 |
| 456                        | shaving cream                                       | -                 | 0.96          | 356                                 | 382                                 |
| 457                        | sanitary napkins                                    | -                 | 0.64          | 135                                 | 182                                 |

\* Unless otherwise specified

(Contd.)

NSS Report No. 461: Consumption of Some Important Commodities in India, 1999-2000

**Table 4U: Monthly per capita quantity and value of consumption for non-food items for each State and UT**

| item code                  | item  | quantity<br>(kg*) | value<br>(Rs) | Urban                               |                                     |
|----------------------------|---|-------------------|---------------|-------------------------------------|-------------------------------------|
|                            |   |                   |               | no. of households                   |                                     |
|                            |   |                   |               | reporting<br>per 1000<br>households | consumption<br>sample<br>households |
| (1)                        | (2)   | (3)               | (4)           | (5)                                 | (6)                                 |
| <b>Jammu &amp; Kashmir</b> |   |                   |               |                                     |                                     |
| 458                        | other toilet articles                                     | -                 | 1.13          | 278                                 | 273                                 |
| 459                        | toilet articles: s.t. (450-458)                           | -                 | 22.46         | 1000                                | 1008                                |
| 460                        | electric bulb, tubelight                                  | -                 | 0.98          | 259                                 | 293                                 |
| 461                        | electric batteries  | -                 | 0.53          | 88                                  | 50                                  |
| 462                        | other non-durable electric goods                          | -                 | 0.51          | 173                                 | 86                                  |
| 464                        | glassware   | -                 | 0.63          | 66                                  | 67                                  |
| 465                        | bucket, water bottle/feeding bottle & other plastic goods | -                 | 1.58          | 228                                 | 154                                 |
| 467                        | washing soap/soda   | -                 | 8.94          | 969                                 | 977                                 |
| 468                        | other washing requisites                                  | -                 | 1.44          | 382                                 | 422                                 |
| 470                        | agarbati  | -                 | 0.94          | 430                                 | 521                                 |
| 473                        | other petty articles                                      | -                 | 0.93          | 255                                 | 228                                 |
| 479                        | sundry articles: s.t. (460-473)                           | -                 | 16.94         | 995                                 | 1003                                |
| 480                        | domestic servant/cook                                     | -                 | 2.37          | 30                                  | 32                                  |
| 481                        | sweeper   | -                 | 0.86          | 112                                 | 118                                 |
| 482                        | barber, beautician etc.                                   | -                 | 4.71          | 861                                 | 836                                 |
| 484                        | tailor  | -                 | 8.57          | 268                                 | 281                                 |
| 485                        | priest  | -                 | 1.07          | 293                                 | 222                                 |
| 488                        | telephone charges   | -                 | 5.00          | 203                                 | 188                                 |
| 490                        | repair charges for non-durables                           | -                 | 1.17          | 221                                 | 142                                 |
| 492                        | miscellaneous expenses                                    | -                 | 4.43          | 376                                 | 409                                 |
| 493                        | pet animals (incl. birds, fish)                           | -                 | 0.63          | 15                                  | 20                                  |
| 494                        | other consumer services excluding conveyance              | -                 | 0.81          | 148                                 | 143                                 |
| 499                        | consumer services excluding conveyance: s.t. (480-494)    | -                 | 30.55         | 960                                 | 958                                 |
| 501                        | railway fare  | -                 | 0.64          | 8                                   | 11                                  |
| 502                        | bus/tram fare   | -                 | 25.99         | 914                                 | 883                                 |
| 503                        | taxi, auto-rickshaw fare                                  | -                 | 1.68          | 100                                 | 116                                 |
| 507                        | porter charges  | -                 | 0.65          | 5                                   | 4                                   |
| 508                        | petrol  | -                 | 12.06         | 124                                 | 156                                 |
| 511                        | lubricating oil   | -                 | 0.71          | 49                                  | 62                                  |
| 512                        | school bus/van  | -                 | 0.71          | 17                                  | 17                                  |
| 513                        | other hired conveyance                                    | -                 | 1.45          | 47                                  | 50                                  |
| 519                        | conveyance : s.t. (500-513)                               | -                 | 44.49         | 973                                 | 967                                 |
| 520                        | house rent, garage rent (actual)                          | -                 | 12.69         | 121                                 | 153                                 |
| 529                        | rent: s.t. (520-522)                                      | -                 | 13.10         | 138                                 | 174                                 |
| 539                        | house rent, garage rent (imputed- urban only)             | -                 | 133.05        | 393                                 | 470                                 |
| 540                        | water charges   | -                 | 1.64          | 475                                 | 461                                 |
| 549                        | consumer taxes and cesses: s.t. (540-541)                 | -                 | 1.67          | 483                                 | 466                                 |
| 550                        | bedstead  | -                 | 0.75          | 20                                  | 22                                  |
| 551                        | almirah, dressing table                                   | -                 | 0.50          | 13                                  | 11                                  |
| 555                        | carpet, daree & other floor mattings                      | -                 | 1.04          | 30                                  | 23                                  |
| 557                        | other furniture & fixtures (couch, sofa etc.)             | -                 | 0.52          | 12                                  | 12                                  |
| 559                        | furniture & fixtures: s.t. (550-557)                      | -                 | 3.54          | 92                                  | 84                                  |
| 562                        | television  | -                 | 4.28          | 52                                  | 53                                  |
| 565                        | tape recorder, CD player                                  | -                 | 0.69          | 17                                  | 25                                  |

\* Unless otherwise specified

(Contd.)

NSS Report No. 461: Consumption of Some Important Commodities in India, 1999-2000

**Table 4U: Monthly per capita quantity and value of consumption for non-food items for each State and UT**

| item code                  | item   | quantity<br>(kg*) | value<br>(Rs) | Urban                               |                                     |
|----------------------------|--|-------------------|---------------|-------------------------------------|-------------------------------------|
|                            |  |                   |               | no. of households                   |                                     |
|                            |  |                   |               | reporting<br>per 1000<br>households | consumption<br>sample<br>households |
| (1)                        | (2)  | (3)               | (4)           | (5)                                 | (6)                                 |
| <b>Jammu &amp; Kashmir</b> |  |                   |               |                                     |                                     |
| 566                        | gramophone record, audio/video cassette                        | -                 | 1.23          | 159                                 | 143                                 |
| 569                        | goods for recreation: s.t.(560-568)                            | -                 | 7.02          | 250                                 | 245                                 |
| 570                        | gold ornaments   | -                 | 2.71          | 35                                  | 35                                  |
| 579                        | jewellery and ornaments: s.t. (570-573)                        | -                 | 2.88          | 45                                  | 52                                  |
| 580                        | stainless steel utensils                                       | -                 | 1.74          | 319                                 | 383                                 |
| 581                        | other metal utensils   | -                 | 0.53          | 86                                  | 90                                  |
| 583                        | other crockery & utensils                                      | -                 | 1.41          | 257                                 | 239                                 |
| 589                        | crockery & utensils: s.t. (580-583)                            | -                 | 3.79          | 464                                 | 500                                 |
| 594                        | washing machine  | -                 | 1.03          | 7                                   | 4                                   |
| 595                        | stove  | -                 | 0.20          | 112                                 | 124                                 |
| 609                        | cooking and household appliances: s.t. (590-600)               | -                 | 3.54          | 279                                 | 291                                 |
| 611                        | motor cycle, scooter   | -                 | 3.73          | 83                                  | 116                                 |
| 612                        | motor car, jeep  | -                 | 1.38          | 11                                  | 16                                  |
| 619                        | personal transport equipment: s.t. (610-614)                   | -                 | 5.53          | 119                                 | 165                                 |
| 639                        | other personal goods: s.t. (630-632)                           | -                 | 0.54          | 93                                  | 94                                  |
| 642                        | residential building & land (cost of repairs only)             | -                 | 12.63         | 187                                 | 223                                 |
| 643                        | other durables (specify).....                                  | -                 | 0.91          | 3                                   | 5                                   |
| 649                        | residential building, land and other durables : s.t. (640-643) | -                 | 14.11         | 245                                 | 269                                 |
| 659                        | durable goods : total<br>(559+569+579+589+609+619+629+639+649) | -                 | 40.96         | 713                                 | 772                                 |
| 999                        | total non-food   | -                 | 424.00        | 1000                                | 1008                                |
| <b>Karnataka</b>           |  |                   |               |                                     |                                     |
| 310                        | pan : leaf (no.)   | 6.59              | 0.58          | 144                                 | 385                                 |
| 311                        | pan : finished (no.)   | 0.44              | 0.51          | 38                                  | 95                                  |
| 312                        | supari (gm)  | 6.48              | 0.95          | 150                                 | 417                                 |
| 313                        | lime (gm)  | 1.48              | 0.06          | 126                                 | 342                                 |
| 319                        | pan: s.t. (310-315)  | -                 | 2.19          | 188                                 | 510                                 |
| 320                        | bidi (no.)   | 19.70             | 2.81          | 164                                 | 404                                 |
| 321                        | cigarettes (no.)   | 2.31              | 2.89          | 89                                  | 171                                 |
| 329                        | tobacco: s.t. (320-327)  | -                 | 5.99          | 264                                 | 632                                 |
| 332                        | country liquor (litre)   | 0.38              | 2.14          | 47                                  | 106                                 |
| 334                        | foreign liquor or refined liquor (litre)                       | 0.13              | 1.63          | 31                                  | 61                                  |
| 339                        | intoxicants: s.t. (330-335)                                    | -                 | 4.30          | 91                                  | 201                                 |
| 341                        | firewood and chips   | 8.75              | 9.58          | 410                                 | 1089                                |
| 342                        | electricity (std. unit)  | 16.40             | 29.21         | 887                                 | 2184                                |
| 344                        | kerosene - P.D.S. (litre)                                      | 0.78              | 3.01          | 501                                 | 1336                                |
| 345                        | kerosene - other sources (litre)                               | 0.87              | 9.59          | 422                                 | 1037                                |
| 346                        | matches (box)  | 1.46              | 0.86          | 918                                 | 2252                                |
| 348                        | L.P.G.   | 1.24              | 16.21         | 439                                 | 1058                                |
| 351                        | candle (no.)   | 0.37              | 0.53          | 368                                 | 806                                 |
| 353                        | other fuel   | -                 | 0.56          | 48                                  | 109                                 |
| 359                        | fuel and light: s.t. (340-353)                                 | -                 | 69.71         | 988                                 | 2443                                |
| 360                        | dhoti (m)  | 0.02              | 0.76          | 156                                 | 421                                 |

\* Unless otherwise specified

(Contd.)

NSS Report No. 461: Consumption of Some Important Commodities in India, 1999-2000

**Table 4U: Monthly per capita quantity and value of consumption for non-food items for each State and UT**

| item code        | item  | quantity<br>(kg*) | value<br>(Rs) | Urban                               |                                     |
|------------------|---|-------------------|---------------|-------------------------------------|-------------------------------------|
|                  |   |                   |               | no.of households                    |                                     |
|                  |   |                   |               | reporting<br>per 1000<br>households | consumption<br>sample<br>households |
| (1)              | (2)   | (3)               | (4)           | (5)                                 | (6)                                 |
| <b>Karnataka</b> |   |                   |               |                                     |                                     |
| 361              | sari (m)  | 0.22              | 12.38         | 850                                 | 2093                                |
| 362              | cloth for shirt, pyjama, salwar etc.(m)               | 0.14              | 7.45          | 830                                 | 2069                                |
| 363              | cloth for coat, trousers, overcoat etc. (m)           | 0.06              | 7.61          | 620                                 | 1527                                |
| 365              | lungi (no.)   | 0.03              | 1.62          | 694                                 | 1735                                |
| 366              | gamchha, towel, handkerchief (no.)                    | 0.07              | 1.70          | 708                                 | 1773                                |
| 367              | hosiery articles, stockings, under-garments etc.(no.) | 0.15              | 4.35          | 812                                 | 1999                                |
| 368              | ready-made garments (no.)                             | 0.06              | 10.11         | 767                                 | 1838                                |
| 373              | clothing: others                                      | -                 | 1.37          | 298                                 | 780                                 |
| 379              | clothing: s.t. (360-373)                              | -                 | 47.98         | 985                                 | 2425                                |
| 380              | bed sheet, bed cover (no.)                            | 0.01              | 1.56          | 300                                 | 703                                 |
| 381              | rug, blanket (no.)                                    | -                 | 0.79          | 131                                 | 340                                 |
| 385              | mats and matting (no.)                                | -                 | 0.22          | 101                                 | 243                                 |
| 389              | bedding etc.: s.t. (380-387)                          | -                 | 3.40          | 414                                 | 987                                 |
| 390              | leather boots, shoes (pair)                           | 0.01              | 2.63          | 261                                 | 605                                 |
| 391              | leather sandals, chappals etc. (pair)                 | 0.02              | 2.89          | 459                                 | 1127                                |
| 392              | other leather footwear (pair)                         | 0.01              | 1.32          | 298                                 | 755                                 |
| 393              | rubber / PVC footwear (pair)                          | 0.03              | 1.38          | 593                                 | 1471                                |
| 394              | other footwear (pair)                                 | 0.01              | 0.51          | 237                                 | 615                                 |
| 399              | footwear: s.t. (390-394)                              | -                 | 8.73          | 941                                 | 2339                                |
| 400              | books, journals                                       | -                 | 6.01          | 546                                 | 1309                                |
| 401              | newspapers, periodicals                               | -                 | 2.73          | 276                                 | 651                                 |
| 403              | stationery  | -                 | 2.11          | 500                                 | 1156                                |
| 404              | tuition and other fees (school, college, etc.)        | -                 | 16.85         | 441                                 | 1040                                |
| 405              | private tutor/coaching centre                         | -                 | 1.88          | 83                                  | 213                                 |
| 406              | other educational expenses                            | -                 | 4.02          | 317                                 | 779                                 |
| 409              | education: s.t. (400-406)                             | -                 | 33.69         | 699                                 | 1689                                |
| 410              | medicine  | -                 | 5.42          | 271                                 | 607                                 |
| 411              | X-ray, ECG, pathological test etc.                    | -                 | 0.75          | 56                                  | 124                                 |
| 412              | doctor's/surgeon's fee                                | -                 | 2.19          | 181                                 | 423                                 |
| 413              | hospital & nursing home charges                       | -                 | 2.71          | 73                                  | 154                                 |
| 414              | other medical expenses                                | -                 | 5.30          | 105                                 | 245                                 |
| 419              | medical - institutional: s.t. (410-414)               | -                 | 16.36         | 319                                 | 722                                 |
| 420              | medicine  | -                 | 17.54         | 467                                 | 1187                                |
| 421              | X-ray, ECG, pathological test etc.                    | -                 | 1.52          | 19                                  | 54                                  |
| 422              | doctor's/surgeon's fee                                | -                 | 4.89          | 327                                 | 808                                 |
| 424              | other medical expenses                                | -                 | 3.14          | 77                                  | 198                                 |
| 429              | medical - non-institutional: s.t. (420-424)           | -                 | 27.10         | 507                                 | 1284                                |
| 430              | cinema, theatre                                       | -                 | 3.93          | 303                                 | 721                                 |
| 433              | club fees   | -                 | 0.56          | 4                                   | 10                                  |
| 434              | goods for recreation and hobbies                      | -                 | 0.64          | 31                                  | 67                                  |
| 436              | video cassette / V.C.R. / V.C.P.(hire)                | -                 | 0.56          | 22                                  | 42                                  |
| 439              | entertainment : s.t. (430-437)                        | -                 | 12.83         | 577                                 | 1355                                |
| 442              | pen   | -                 | 0.49          | 116                                 | 296                                 |
| 449              | goods for personal care and effects: s.t. (440-446)   | -                 | 1.97          | 177                                 | 447                                 |

\* Unless otherwise specified

(Contd.)

NSS Report No. 461: Consumption of Some Important Commodities in India, 1999-2000

**Table 4U: Monthly per capita quantity and value of consumption for non-food items for each State and UT**

| item code        | item  | quantity<br>(kg*) | value<br>(Rs) | Urban                               |                                     |
|------------------|---|-------------------|---------------|-------------------------------------|-------------------------------------|
|                  |   |                   |               | no. of households                   |                                     |
|                  |   |                   |               | reporting<br>per 1000<br>households | consumption<br>sample<br>households |
| (1)              | (2)   | (3)               | (4)           | (5)                                 | (6)                                 |
| <b>Karnataka</b> |   |                   |               |                                     |                                     |
| 450              | toilet soap   | -                 | 7.57          | 992                                 | 2439                                |
| 451              | toothbrush, toothpaste etc.                               | -                 | 4.83          | 925                                 | 2270                                |
| 452              | powder, snow, cream                                       | -                 | 3.36          | 594                                 | 1474                                |
| 453              | hair oil, lotion, shampoo, hair cream                     | -                 | 4.61          | 947                                 | 2336                                |
| 455              | shaving blades, shaving stick, razor                      | -                 | 1.87          | 673                                 | 1671                                |
| 456              | shaving cream   | -                 | 0.73          | 266                                 | 635                                 |
| 457              | sanitary napkins  | -                 | 0.98          | 143                                 | 332                                 |
| 458              | other toilet articles                                     | -                 | 1.56          | 396                                 | 882                                 |
| 459              | toilet articles: s.t. (450-458)                           | -                 | 25.57         | 999                                 | 2467                                |
| 460              | electric bulb, tubelight                                  | -                 | 0.89          | 171                                 | 435                                 |
| 465              | bucket, water bottle/feeding bottle & other plastic goods | -                 | 0.58          | 46                                  | 128                                 |
| 467              | washing soap/soda   | -                 | 7.06          | 979                                 | 2416                                |
| 468              | other washing requisites                                  | -                 | 2.75          | 673                                 | 1527                                |
| 470              | agarbati  | -                 | 2.20          | 808                                 | 2037                                |
| 471              | flower(fresh) : all purposes                              | -                 | 3.28          | 652                                 | 1550                                |
| 472              | insecticide, acid etc.                                    | -                 | 0.66          | 150                                 | 295                                 |
| 473              | other petty articles                                      | -                 | 1.73          | 425                                 | 1009                                |
| 479              | sundry articles: s.t. (460-473)                           | -                 | 19.41         | 992                                 | 2446                                |
| 480              | domestic servant/cook                                     | -                 | 3.13          | 72                                  | 213                                 |
| 482              | barber, beautician etc.                                   | -                 | 4.93          | 801                                 | 1964                                |
| 483              | washerman, laundry, ironing                               | -                 | 1.75          | 213                                 | 523                                 |
| 484              | tailor  | -                 | 3.74          | 109                                 | 276                                 |
| 485              | priest  | -                 | 0.50          | 97                                  | 216                                 |
| 487              | postage & telegram  | -                 | 0.74          | 222                                 | 536                                 |
| 488              | telephone charges   | -                 | 13.37         | 322                                 | 726                                 |
| 491              | grinding charges  | -                 | 3.22          | 791                                 | 1990                                |
| 492              | miscellaneous expenses                                    | -                 | 6.66          | 503                                 | 1261                                |
| 494              | other consumer services excluding conveyance              | -                 | 0.85          | 213                                 | 482                                 |
| 499              | consumer services excluding conveyance: s.t. (480-494)    | -                 | 39.77         | 979                                 | 2415                                |
| 501              | railway fare  | -                 | 1.09          | 16                                  | 29                                  |
| 502              | bus/tram fare   | -                 | 23.01         | 732                                 | 1742                                |
| 503              | taxi, auto-rickshaw fare                                  | -                 | 1.98          | 148                                 | 373                                 |
| 508              | petrol  | -                 | 22.67         | 222                                 | 544                                 |
| 510              | diesel  | -                 | 0.63          | 8                                   | 15                                  |
| 511              | lubricating oil   | -                 | 1.22          | 107                                 | 222                                 |
| 512              | school bus/van  | -                 | 1.34          | 24                                  | 50                                  |
| 519              | conveyance : s.t. (500-513)                               | -                 | 52.60         | 851                                 | 2030                                |
| 520              | house rent, garage rent (actual)                          | -                 | 68.58         | 433                                 | 991                                 |
| 521              | residential land rent                                     | -                 | 2.99          | 35                                  | 101                                 |
| 529              | rent: s.t. (520-522)                                      | -                 | 71.99         | 471                                 | 1097                                |
| 539              | house rent, garage rent (imputed- urban only)             | -                 | 126.07        | 507                                 | 1350                                |
| 540              | water charges   | -                 | 5.07          | 469                                 | 1100                                |
| 541              | other consumer taxes & cesses                             | -                 | 4.53          | 332                                 | 920                                 |
| 549              | consumer taxes and cesses: s.t. (540-541)                 | -                 | 9.59          | 614                                 | 1527                                |

\* Unless otherwise specified

(Contd.)

NSS Report No. 461: Consumption of Some Important Commodities in India, 1999-2000

**Table 4U: Monthly per capita quantity and value of consumption for non-food items for each State and UT**

| item code        | item   | quantity<br>(kg*) | value<br>(Rs) | Urban                               |                                     |
|------------------|--|-------------------|---------------|-------------------------------------|-------------------------------------|
|                  |  |                   |               | no. of households                   |                                     |
|                  |  |                   |               | reporting<br>per 1000<br>households | consumption<br>sample<br>households |
| (1)              | (2)  | (3)               | (4)           | (5)                                 | (6)                                 |
| <b>Karnataka</b> |  |                   |               |                                     |                                     |
| 557              | other furniture & fixtures (couch, sofa etc.)                  | -                 | 0.50          | 4                                   | 10                                  |
| 559              | furniture & fixtures: s.t. (550-557)                           | -                 | 1.44          | 28                                  | 74                                  |
| 562              | television   | -                 | 3.09          | 28                                  | 69                                  |
| 569              | goods for recreation: s.t.(560-568)                            | -                 | 4.03          | 73                                  | 165                                 |
| 570              | gold ornaments   | -                 | 4.82          | 36                                  | 113                                 |
| 579              | jewellery and ornaments: s.t. (570-573)                        | -                 | 5.08          | 50                                  | 152                                 |
| 580              | stainless steel utensils                                       | -                 | 0.95          | 205                                 | 511                                 |
| 589              | crocery & utensils: s.t. (580-583)                             | -                 | 1.18          | 225                                 | 578                                 |
| 594              | washing machine  | -                 | 0.62          | 5                                   | 13                                  |
| 597              | refrigerator   | -                 | 1.01          | 5                                   | 13                                  |
| 609              | cooking and household appliances: s.t. (590-600)               | -                 | 2.49          | 105                                 | 297                                 |
| 610              | bicycle  | -                 | 0.48          | 141                                 | 372                                 |
| 611              | motor cycle, scooter   | -                 | 5.96          | 167                                 | 397                                 |
| 612              | motor car, jeep  | -                 | 10.98         | 32                                  | 56                                  |
| 619              | personal transport equipment: s.t. (610-614)                   | -                 | 17.67         | 313                                 | 769                                 |
| 642              | residential building & land (cost of repairs only)             | -                 | 3.19          | 216                                 | 623                                 |
| 649              | residential building, land and other durables : s.t. (640-643) | -                 | 3.79          | 230                                 | 655                                 |
| 659              | durable goods : total<br>(559+569+579+589+609+619+629+639+649) | -                 | 35.85         | 604                                 | 1531                                |
| 999              | total non-food   | -                 | 489.00        | 1000                                | 2470                                |
| <b>Kerala</b>    |  |                   |               |                                     |                                     |
| 311              | pan : finished (no.)   | 0.60              | 0.84          | 48                                  | 87                                  |
| 319              | pan: s.t. (310-315)  | -                 | 1.54          | 94                                  | 177                                 |
| 320              | bidi (no.)   | 17.65             | 3.07          | 199                                 | 370                                 |
| 321              | cigarettes (no.)   | 5.66              | 5.75          | 167                                 | 327                                 |
| 329              | tobacco: s.t. (320-327)  | -                 | 8.95          | 334                                 | 634                                 |
| 331              | toddy (litre)  | 0.09              | 2.35          | 37                                  | 66                                  |
| 332              | country liquor (litre)   | 0.01              | 0.90          | 13                                  | 27                                  |
| 334              | foreign liquor or refined liquor (litre)                       | 0.02              | 4.82          | 60                                  | 113                                 |
| 339              | intoxicants: s.t. (330-335)                                    | -                 | 8.09          | 104                                 | 200                                 |
| 341              | firewood and chips   | 16.33             | 19.88         | 729                                 | 1493                                |
| 342              | electricity (std. unit)  | 13.50             | 14.91         | 825                                 | 1709                                |
| 344              | kerosene - P.D.S. (litre)                                      | 0.66              | 2.34          | 763                                 | 1572                                |
| 345              | kerosene - other sources (litre)                               | 0.25              | 3.07          | 170                                 | 337                                 |
| 346              | matches (box)  | 1.37              | 0.70          | 883                                 | 1845                                |
| 348              | L.P.G.   | 0.92              | 11.91         | 354                                 | 809                                 |
| 351              | candle (no.)   | 0.67              | 0.99          | 353                                 | 706                                 |
| 359              | fuel and light: s.t. (340-353)                                 | -                 | 54.29         | 967                                 | 1988                                |
| 360              | dhoti (m)  | 0.06              | 3.30          | 591                                 | 1263                                |
| 361              | sari (m)   | 0.18              | 11.89         | 755                                 | 1599                                |
| 362              | cloth for shirt, pyjama, salwar etc.(m)                        | 0.11              | 6.19          | 812                                 | 1685                                |
| 363              | cloth for coat, trousers, overcoat etc. (m)                    | 0.04              | 4.60          | 527                                 | 1143                                |
| 365              | lungi (no.)  | 0.04              | 2.93          | 812                                 | 1698                                |

\* Unless otherwise specified

(Contd.)

NSS Report No. 461: Consumption of Some Important Commodities in India, 1999-2000

**Table 4U: Monthly per capita quantity and value of consumption for non-food items for each State and UT**

| item code     | item  | quantity<br>(kg*) | value<br>(Rs) | Urban                               |                                     |
|---------------|---|-------------------|---------------|-------------------------------------|-------------------------------------|
|               |   |                   |               | no. of households                   |                                     |
|               |   |                   |               | reporting<br>per 1000<br>households | consumption<br>sample<br>households |
| (1)           | (2)   | (3)               | (4)           | (5)                                 | (6)                                 |
| <b>Kerala</b> |   |                   |               |                                     |                                     |
| 366           | gamchha, towel, handkerchief (no.)                    | 0.07              | 0.95          | 791                                 | 1626                                |
| 367           | hosiery articles, stockings, under-garments etc.(no.) | 0.17              | 5.36          | 899                                 | 1837                                |
| 368           | ready-made garments (no.)                             | 0.07              | 13.62         | 823                                 | 1642                                |
| 373           | clothing: others                                      | -                 | 1.51          | 261                                 | 535                                 |
| 379           | clothing: s.t. (360-373)                              | -                 | 50.82         | 990                                 | 2001                                |
| 380           | bed sheet, bed cover (no.)                            | 0.02              | 2.12          | 381                                 | 796                                 |
| 389           | bedding etc.: s.t. (380-387)                          | -                 | 3.02          | 425                                 | 882                                 |
| 390           | leather boots, shoes (pair)                           | -                 | 1.50          | 133                                 | 292                                 |
| 391           | leather sandals, chappals etc. (pair)                 | 0.01              | 1.92          | 280                                 | 598                                 |
| 392           | other leather footwear (pair)                         | 0.01              | 1.19          | 224                                 | 449                                 |
| 393           | rubber / PVC footwear (pair)                          | 0.06              | 3.19          | 908                                 | 1839                                |
| 394           | other footwear (pair)                                 | 0.01              | 0.75          | 211                                 | 426                                 |
| 399           | footwear: s.t. (390-394)                              | -                 | 8.56          | 975                                 | 1973                                |
| 400           | books, journals                                       | -                 | 6.59          | 573                                 | 1147                                |
| 401           | newspapers, periodicals                               | -                 | 7.61          | 442                                 | 959                                 |
| 403           | stationery  | -                 | 2.17          | 539                                 | 1098                                |
| 404           | tuition and other fees (school, college, etc.)        | -                 | 8.79          | 332                                 | 640                                 |
| 405           | private tutor/coaching centre                         | -                 | 6.63          | 209                                 | 386                                 |
| 406           | other educational expenses                            | -                 | 2.90          | 263                                 | 549                                 |
| 409           | education: s.t. (400-406)                             | -                 | 34.73         | 795                                 | 1607                                |
| 410           | medicine  | -                 | 11.20         | 292                                 | 613                                 |
| 411           | X-ray, ECG, pathological test etc.                    | -                 | 2.35          | 142                                 | 307                                 |
| 412           | doctor's/surgeon's fee                                | -                 | 2.46          | 168                                 | 352                                 |
| 413           | hospital & nursing home charges                       | -                 | 9.51          | 184                                 | 380                                 |
| 414           | other medical expenses                                | -                 | 1.84          | 88                                  | 192                                 |
| 419           | medical - institutional: s.t. (410-414)               | -                 | 27.37         | 309                                 | 646                                 |
| 420           | medicine  | -                 | 33.20         | 686                                 | 1386                                |
| 421           | X-ray, ECG, pathological test etc.                    | -                 | 3.11          | 38                                  | 76                                  |
| 422           | doctor's/surgeon's fee                                | -                 | 3.89          | 229                                 | 503                                 |
| 424           | other medical expenses                                | -                 | 0.85          | 24                                  | 52                                  |
| 429           | medical - non-institutional: s.t. (420-424)           | -                 | 41.08         | 695                                 | 1398                                |
| 430           | cinema, theatre                                       | -                 | 2.67          | 205                                 | 390                                 |
| 436           | video cassette / V.C.R. / V.C.P.(hire)                | -                 | 0.60          | 36                                  | 74                                  |
| 439           | entertainment : s.t. (430-437)                        | -                 | 8.02          | 350                                 | 698                                 |
| 440           | spectacles  | -                 | 0.72          | 8                                   | 16                                  |
| 442           | pen   | -                 | 0.42          | 135                                 | 263                                 |
| 444           | umbrella, raincoat                                    | -                 | 2.55          | 62                                  | 125                                 |
| 449           | goods for personal care and effects: s.t. (440-446)   | -                 | 4.23          | 227                                 | 445                                 |
| 450           | toilet soap   | -                 | 7.56          | 994                                 | 2001                                |
| 451           | toothbrush, toothpaste etc.                           | -                 | 4.33          | 834                                 | 1712                                |
| 452           | powder, snow, cream                                   | -                 | 1.55          | 267                                 | 580                                 |
| 453           | hair oil, lotion, shampoo, hair cream                 | -                 | 4.60          | 908                                 | 1850                                |
| 455           | shaving blades, shaving stick, razor                  | -                 | 1.31          | 654                                 | 1372                                |
| 457           | sanitary napkins                                      | -                 | 0.89          | 97                                  | 171                                 |

\* Unless otherwise specified

(Contd.)

NSS Report No. 461: Consumption of Some Important Commodities in India, 1999-2000



**Table 4U: Monthly per capita quantity and value of consumption for non-food items for each State and UT**

| item code     | item  | quantity<br>(kg*) | value<br>(Rs) | Urban                               |                                     |
|---------------|---|-------------------|---------------|-------------------------------------|-------------------------------------|
|               |   |                   |               | no. of households                   |                                     |
|               |   |                   |               | reporting<br>per 1000<br>households | consumption<br>sample<br>households |
| (1)           | (2)   | (3)               | (4)           | (5)                                 | (6)                                 |
| <b>Kerala</b> |   |                   |               |                                     |                                     |
| 458           | other toilet articles                                     | -                 | 0.69          | 173                                 | 384                                 |
| 459           | toilet articles: s.t. (450-458)                           | -                 | 21.17         | 998                                 | 2011                                |
| 460           | electric bulb, tubelight                                  | -                 | 1.55          | 214                                 | 436                                 |
| 465           | bucket, water bottle/feeding bottle & other plastic goods | -                 | 0.94          | 75                                  | 125                                 |
| 467           | washing soap/soda   | -                 | 7.54          | 949                                 | 1929                                |
| 468           | other washing requisites                                  | -                 | 2.18          | 654                                 | 1390                                |
| 470           | agarbati  | -                 | 1.19          | 410                                 | 828                                 |
| 473           | other petty articles                                      | -                 | 0.41          | 108                                 | 241                                 |
| 479           | sundry articles: s.t. (460-473)                           | -                 | 15.33         | 978                                 | 1987                                |
| 480           | domestic servant/cook                                     | -                 | 4.81          | 53                                  | 113                                 |
| 481           | sweeper   | -                 | 0.96          | 18                                  | 27                                  |
| 482           | barber, beautician etc.                                   | -                 | 4.80          | 742                                 | 1557                                |
| 483           | washerman, laundry, ironing                               | -                 | 0.66          | 57                                  | 79                                  |
| 484           | tailor  | -                 | 4.07          | 151                                 | 267                                 |
| 485           | priest  | -                 | 2.75          | 349                                 | 698                                 |
| 487           | postage & telegram  | -                 | 1.03          | 236                                 | 519                                 |
| 488           | telephone charges   | -                 | 16.90         | 330                                 | 737                                 |
| 490           | repair charges for non-durables                           | -                 | 0.79          | 23                                  | 44                                  |
| 491           | grinding charges  | -                 | 1.64          | 494                                 | 1005                                |
| 492           | miscellaneous expenses                                    | -                 | 2.13          | 229                                 | 521                                 |
| 493           | pet animals (incl. birds, fish)                           | -                 | 1.17          | 34                                  | 69                                  |
| 494           | other consumer services excluding conveyance              | -                 | 1.23          | 142                                 | 318                                 |
| 499           | consumer services excluding conveyance: s.t. (480-494)    | -                 | 43.08         | 948                                 | 1916                                |
| 501           | railway fare  | -                 | 1.56          | 28                                  | 72                                  |
| 502           | bus/tram fare   | -                 | 26.18         | 887                                 | 1761                                |
| 503           | taxi, auto-rickshaw fare                                  | -                 | 5.97          | 343                                 | 697                                 |
| 508           | petrol  | -                 | 13.04         | 131                                 | 310                                 |
| 510           | diesel  | -                 | 1.40          | 18                                  | 35                                  |
| 511           | lubricating oil   | -                 | 0.51          | 59                                  | 124                                 |
| 512           | school bus/van  | -                 | 2.83          | 60                                  | 128                                 |
| 519           | conveyance : s.t. (500-513)                               | -                 | 52.25         | 967                                 | 1934                                |
| 520           | house rent, garage rent (actual)                          | -                 | 25.01         | 198                                 | 349                                 |
| 521           | residential land rent                                     | -                 | 0.70          | 45                                  | 103                                 |
| 529           | rent: s.t. (520-522)                                      | -                 | 25.75         | 238                                 | 442                                 |
| 539           | house rent, garage rent (imputed- urban only)             | -                 | 181.03        | 810                                 | 1677                                |
| 540           | water charges   | -                 | 1.42          | 251                                 | 471                                 |
| 541           | other consumer taxes & cesses                             | -                 | 2.49          | 632                                 | 1341                                |
| 549           | consumer taxes and cesses: s.t. (540-541)                 | -                 | 3.91          | 726                                 | 1496                                |
| 550           | bedstead  | -                 | 1.10          | 17                                  | 37                                  |
| 551           | almirah, dressing table                                   | -                 | 1.85          | 26                                  | 46                                  |
| 552           | chair, stool, bench, table                                | -                 | 1.35          | 75                                  | 143                                 |
| 559           | furniture & fixtures: s.t. (550-557)                      | -                 | 4.93          | 117                                 | 216                                 |
| 562           | television  | -                 | 5.83          | 46                                  | 88                                  |
| 565           | tape recorder, CD player                                  | -                 | 0.55          | 12                                  | 21                                  |

\* Unless otherwise specified

(Contd.)

NSS Report No. 461: Consumption of Some Important Commodities in India, 1999-2000

**Table 4U: Monthly per capita quantity and value of consumption for non-food items for each State and UT**

| item code             | item   | quantity<br>(kg*) | value<br>(Rs) | Urban                               |                                     |
|-----------------------|--|-------------------|---------------|-------------------------------------|-------------------------------------|
|                       |  |                   |               | no. of households                   |                                     |
|                       |  |                   |               | reporting<br>per 1000<br>households | consumption<br>sample<br>households |
| (1)                   | (2)  | (3)               | (4)           | (5)                                 | (6)                                 |
| <b>Kerala</b>         |  |                   |               |                                     |                                     |
| 569                   | goods for recreation: s.t.(560-568)                            | -                 | 6.99          | 73                                  | 141                                 |
| 570                   | gold ornaments   | -                 | 21.23         | 98                                  | 196                                 |
| 579                   | jewellery and ornaments: s.t. (570-573)                        | -                 | 21.44         | 109                                 | 215                                 |
| 580                   | stainless steel utensils                                       | -                 | 0.66          | 130                                 | 278                                 |
| 589                   | crocery & utensils: s.t. (580-583)                             | -                 | 1.20          | 196                                 | 405                                 |
| 590                   | electric fan   | -                 | 0.70          | 27                                  | 43                                  |
| 594                   | washing machine  | -                 | 0.75          | 4                                   | 8                                   |
| 597                   | refrigerator   | -                 | 1.45          | 9                                   | 25                                  |
| 609                   | cooking and household appliances: s.t. (590-600)               | -                 | 3.89          | 80                                  | 161                                 |
| 610                   | bicycle  | -                 | 0.48          | 112                                 | 224                                 |
| 611                   | motor cycle, scooter   | -                 | 5.56          | 73                                  | 159                                 |
| 612                   | motor car, jeep  | -                 | 7.67          | 20                                  | 62                                  |
| 619                   | personal transport equipment: s.t. (610-614)                   | -                 | 14.11         | 212                                 | 443                                 |
| 639                   | other personal goods: s.t. (630-632)                           | -                 | 0.50          | 38                                  | 63                                  |
| 642                   | residential building & land (cost of repairs only)             | -                 | 9.51          | 159                                 | 312                                 |
| 649                   | residential building, land and other durables : s.t. (640-643) | -                 | 9.97          | 176                                 | 342                                 |
| 659                   | durable goods : total<br>(559+569+579+589+609+619+629+639+649) | -                 | 63.06         | 568                                 | 1143                                |
| 999                   | total non-food   | -                 | 475.00        | 1000                                | 2015                                |
| <b>Madhya Pradesh</b> |  |                   |               |                                     |                                     |
| 310                   | pan : leaf (no.)   | 0.87              | 0.71          | 55                                  | 198                                 |
| 311                   | pan : finished (no.)   | 1.64              | 2.78          | 166                                 | 548                                 |
| 312                   | supari (gm)  | 5.52              | 1.03          | 156                                 | 494                                 |
| 313                   | lime (gm)  | 2.97              | 0.07          | 124                                 | 380                                 |
| 315                   | other ingredients for pan (gm)                                 | 2.70              | 0.56          | 97                                  | 344                                 |
| 319                   | pan: s.t. (310-315)  | -                 | 5.23          | 378                                 | 1249                                |
| 320                   | bidi (no.)   | 3-                | 4.11          | 294                                 | 802                                 |
| 321                   | cigarettes (no.)   | 1.27              | 1.50          | 49                                  | 164                                 |
| 322                   | leaf tobacco   | 1.28              | 0.46          | 156                                 | 438                                 |
| 327                   | other tobacco products (gm)                                    | 5.36              | 0.75          | 78                                  | 247                                 |
| 329                   | tobacco: s.t. (320-327)  | -                 | 6.94          | 527                                 | 1512                                |
| 332                   | country liquor (litre)   | 0.20              | 3.19          | 105                                 | 281                                 |
| 334                   | foreign liquor or refined liquor (litre)                       | 0.01              | 1.01          | 19                                  | 79                                  |
| 339                   | intoxicants: s.t. (330-335)                                    | -                 | 4.60          | 128                                 | 372                                 |
| 341                   | firewood and chips   | 6.39              | 8.09          | 400                                 | 1145                                |
| 342                   | electricity (std. unit)  | 14.03             | 22.19         | 851                                 | 2722                                |
| 343                   | dung cake  | -                 | 1.87          | 225                                 | 628                                 |
| 344                   | kerosene - P.D.S. (litre)                                      | 0.51              | 1.98          | 458                                 | 1396                                |
| 345                   | kerosene - other sources (litre)                               | 0.59              | 3.54          | 400                                 | 1204                                |
| 346                   | matches (box)  | 1.87              | 0.95          | 921                                 | 2911                                |
| 347                   | coal   | 1.02              | 1.24          | 30                                  | 106                                 |
| 348                   | L.P.G.   | 0.96              | 13.05         | 382                                 | 1363                                |
| 351                   | candle (no.)   | 0.14              | 0.21          | 156                                 | 525                                 |

\* Unless otherwise specified

(Contd.)

NSS Report No. 461: Consumption of Some Important Commodities in India, 1999-2000

**Table 4U: Monthly per capita quantity and value of consumption for non-food items for each State and UT**

| item code             | item  | quantity<br>(kg*) | value<br>(Rs) | Urban                  |                      |
|-----------------------|---|-------------------|---------------|------------------------|----------------------|
|                       |   |                   |               | no. of households      |                      |
|                       |   |                   |               | reporting              | consumption          |
| (1)                   | (2)   | (3)               | (4)           | per 1000<br>households | sample<br>households |
| (1)                   | (2)   | (3)               | (4)           | (5)                    | (6)                  |
| <b>Madhya Pradesh</b> |   |                   |               |                        |                      |
| 359                   | fuel and light: s.t. (340-353)  | -                 | 53.58         | 989                    | 3123                 |
| 360                   | dhoti (m)   | 0.02              | 0.42          | 115                    | 377                  |
| 361                   | sari (m)  | 0.21              | 8.08          | 818                    | 2603                 |
| 362                   | cloth for shirt, pyjama, salwar etc.(m)                                 | 0.19              | 8.71          | 945                    | 2962                 |
| 363                   | cloth for coat, trousers, overcoat etc. (m)                             | 0.06              | 5.99          | 749                    | 2352                 |
| 364                   | chaddar, dupatta, shawl etc.(no.)                                       | 0.02              | 1.46          | 474                    | 1511                 |
| 365                   | lungi (no.)   | 0.02              | 1.04          | 665                    | 2203                 |
| 366                   | gamchha, towel, handkerchief (no.)                                      | 0.04              | 1.38          | 865                    | 2720                 |
| 367                   | hosiery articles, stockings, under-garments etc.(no.)                   | 0.17              | 4.64          | 908                    | 2866                 |
| 368                   | ready-made garments (no.)   | 0.06              | 6.69          | 787                    | 2443                 |
| 371                   | knitted garments, sweater, pullover, cardigan, muffler, scarf etc.(no.) | 0.01              | 2.06          | 381                    | 1212                 |
| 373                   | clothing: others  | -                 | 0.76          | 188                    | 623                  |
| 379                   | clothing: s.t. (360-373)  | -                 | 41.52         | 996                    | 3132                 |
| 380                   | bed sheet, bed cover (no.)  | 0.02              | 1.71          | 488                    | 1637                 |
| 381                   | rug, blanket (no.)  | -                 | 0.73          | 153                    | 490                  |
| 382                   | pillow, quilt, mattress (no.)   | 0.01              | 0.82          | 159                    | 516                  |
| 389                   | bedding etc.: s.t. (380-387)  | -                 | 3.95          | 603                    | 1961                 |
| 390                   | leather boots, shoes (pair)   | 0.01              | 3.07          | 472                    | 1609                 |
| 391                   | leather sandals, chappals etc. (pair)                                   | 0.02              | 1.74          | 497                    | 1676                 |
| 392                   | other leather footwear (pair)   | 0.01              | 0.74          | 197                    | 625                  |
| 393                   | rubber / PVC footwear (pair)  | 0.06              | 2.44          | 876                    | 2670                 |
| 394                   | other footwear (pair)   | 0.01              | 0.71          | 304                    | 978                  |
| 399                   | footwear: s.t. (390-394)  | -                 | 8.70          | 986                    | 3101                 |
| 400                   | books, journals   | -                 | 6.17          | 633                    | 1970                 |
| 401                   | newspapers, periodicals   | -                 | 1.29          | 145                    | 555                  |
| 403                   | stationery  | -                 | 2.24          | 570                    | 1777                 |
| 404                   | tuition and other fees (school, college, etc.)                          | -                 | 11.58         | 501                    | 1538                 |
| 405                   | private tutor/coaching centre   | -                 | 3.11          | 122                    | 405                  |
| 406                   | other educational expenses  | -                 | 1.55          | 305                    | 960                  |
| 409                   | education: s.t. (400-406)   | -                 | 25.99         | 702                    | 2196                 |
| 410                   | medicine  | -                 | 5.16          | 216                    | 636                  |
| 411                   | X-ray, ECG, pathological test etc.                                      | -                 | 0.50          | 44                     | 138                  |
| 412                   | doctor's/surgeon's fee  | -                 | 0.98          | 142                    | 414                  |
| 413                   | hospital & nursing home charges   | -                 | 1.64          | 47                     | 142                  |
| 414                   | other medical expenses  | -                 | 0.58          | 46                     | 154                  |
| 419                   | medical - institutional: s.t. (410-414)                                 | -                 | 8.86          | 219                    | 647                  |
| 420                   | medicine  | -                 | 24.57         | 563                    | 1741                 |
| 421                   | X-ray, ECG, pathological test etc.                                      | -                 | 1.24          | 29                     | 81                   |
| 422                   | doctor's/surgeon's fee  | -                 | 3.02          | 243                    | 768                  |
| 424                   | other medical expenses  | -                 | 0.84          | 40                     | 149                  |
| 429                   | medical - non-institutional: s.t. (420-424)                             | -                 | 29.70         | 572                    | 1781                 |
| 430                   | cinema, theatre   | -                 | 1.48          | 136                    | 477                  |

\* Unless otherwise specified

(Contd.)

NSS Report No. 461: Consumption of Some Important Commodities in India, 1999-2000

**Table 4U: Monthly per capita quantity and value of consumption for non-food items for each State and UT**

| item code             | item   | quantity<br>(kg*) | value<br>(Rs) | Urban                               |                                     |
|-----------------------|--|-------------------|---------------|-------------------------------------|-------------------------------------|
|                       |  |                   |               | no. of households                   |                                     |
|                       |  |                   |               | reporting<br>per 1000<br>households | consumption<br>sample<br>households |
| (1)                   | (2)  | (3)               | (4)           | (5)                                 | (6)                                 |
| <b>Madhya Pradesh</b> |  |                   |               |                                     |                                     |
| 431                   | mela, fair, picnic                                     | -                 | 1.07          | 49                                  | 119                                 |
| 432                   | sports goods, toys etc.                                | -                 | 0.83          | 53                                  | 144                                 |
| 439                   | entertainment : s.t. (430-437)                         | -                 | 6.58          | 323                                 | 1075                                |
| 440                   | spectacles   | -                 | 0.68          | 19                                  | 65                                  |
| 442                   | pen  | -                 | 0.65          | 196                                 | 579                                 |
| 444                   | umbrella, raincoat                                     | -                 | 0.66          | 26                                  | 77                                  |
| 449                   | goods for personal care and effects: s.t. (440-446)    | -                 | 2.91          | 261                                 | 793                                 |
| 450                   | toilet soap  | -                 | 6.71          | 984                                 | 3091                                |
| 451                   | toothbrush, toothpaste etc.                            | -                 | 3.87          | 881                                 | 2790                                |
| 452                   | powder, snow, cream                                    | -                 | 2.59          | 554                                 | 1807                                |
| 453                   | hair oil, lotion, shampoo, hair cream                  | -                 | 4.02          | 908                                 | 2859                                |
| 455                   | shaving blades, shaving stick, razor                   | -                 | 1.20          | 680                                 | 2159                                |
| 456                   | shaving cream  | -                 | 0.69          | 305                                 | 1006                                |
| 457                   | sanitary napkins                                       | -                 | 0.71          | 106                                 | 379                                 |
| 458                   | other toilet articles                                  | -                 | 1.14          | 289                                 | 1020                                |
| 459                   | toilet articles: s.t. (450-458)                        | -                 | 21.02         | 999                                 | 3143                                |
| 460                   | electric bulb, tubelight                               | -                 | 1.46          | 378                                 | 1144                                |
| 467                   | washing soap/soda                                      | -                 | 7.13          | 946                                 | 2959                                |
| 468                   | other washing requisites                               | -                 | 1.17          | 380                                 | 1299                                |
| 470                   | agarbati   | -                 | 1.97          | 844                                 | 2658                                |
| 473                   | other petty articles                                   | -                 | 1.57          | 350                                 | 1121                                |
| 479                   | sundry articles: s.t. (460-473)                        | -                 | 15.29         | 989                                 | 3126                                |
| 480                   | domestic servant/cook                                  | -                 | 2.41          | 64                                  | 273                                 |
| 482                   | barber, beautician etc.                                | -                 | 3.17          | 788                                 | 2477                                |
| 483                   | washerwoman, laundry, ironing                          | -                 | 1.07          | 126                                 | 479                                 |
| 484                   | tailor   | -                 | 4.65          | 172                                 | 536                                 |
| 487                   | postage & telegram                                     | -                 | 0.64          | 257                                 | 847                                 |
| 488                   | telephone charges                                      | -                 | 6.20          | 147                                 | 536                                 |
| 491                   | grinding charges                                       | -                 | 3.70          | 818                                 | 2618                                |
| 492                   | miscellaneous expenses                                 | -                 | 4.56          | 429                                 | 1288                                |
| 494                   | other consumer services excluding conveyance           | -                 | 0.75          | 136                                 | 447                                 |
| 499                   | consumer services excluding conveyance: s.t. (480-494) | -                 | 29.09         | 981                                 | 3074                                |
| 501                   | railway fare   | -                 | 2.84          | 44                                  | 137                                 |
| 502                   | bus/tram fare  | -                 | 8.93          | 379                                 | 1070                                |
| 503                   | taxi, auto-rickshaw fare                               | -                 | 1.94          | 150                                 | 527                                 |
| 508                   | petrol   | -                 | 18.11         | 232                                 | 811                                 |
| 510                   | diesel   | -                 | 0.92          | 6                                   | 31                                  |
| 512                   | school bus/van   | -                 | 1.43          | 16                                  | 54                                  |
| 513                   | other hired conveyance                                 | -                 | 0.75          | 9                                   | 26                                  |
| 519                   | conveyance : s.t. (500-513)                            | -                 | 36.01         | 647                                 | 2031                                |
| 520                   | house rent, garage rent (actual)                       | -                 | 18.89         | 253                                 | 768                                 |
| 521                   | residential land rent                                  | -                 | 1.46          | 30                                  | 109                                 |
| 529                   | rent: s.t. (520-522)                                   | -                 | 20.46         | 285                                 | 884                                 |
| 539                   | house rent, garage rent (imputed- urban only)          | -                 | 88.38         | 630                                 | 2028                                |

\* Unless otherwise specified

(Contd.)

NSS Report No. 461: Consumption of Some Important Commodities in India, 1999-2000

**Table 4U: Monthly per capita quantity and value of consumption for non-food items for each State and UT**

| item code             | item   | quantity<br>(kg*) | value<br>(Rs) | Urban                               |                                     |
|-----------------------|--|-------------------|---------------|-------------------------------------|-------------------------------------|
|                       |  |                   |               | no. of households                   |                                     |
|                       |  |                   |               | reporting<br>per 1000<br>households | consumption<br>sample<br>households |
| (1)                   | (2)  | (3)               | (4)           | (5)                                 | (6)                                 |
| <b>Madhya Pradesh</b> |  |                   |               |                                     |                                     |
| 540                   | water charges  | -                 | 2.57          | 335                                 | 1152                                |
| 541                   | other consumer taxes & cesses                                  | -                 | 1.40          | 96                                  | 290                                 |
| 549                   | consumer taxes and cesses: s.t. (540-541)                      | -                 | 3.96          | 367                                 | 1242                                |
| 559                   | furniture & fixtures: s.t. (550-557)                           | -                 | 1.08          | 57                                  | 167                                 |
| 562                   | television   | -                 | 1.92          | 70                                  | 242                                 |
| 569                   | goods for recreation: s.t.(560-568)                            | -                 | 2.66          | 141                                 | 490                                 |
| 570                   | gold ornaments   | -                 | 2.37          | 36                                  | 166                                 |
| 579                   | jewellery and ornaments: s.t. (570-573)                        | -                 | 3.32          | 115                                 | 408                                 |
| 580                   | stainless steel utensils                                       | -                 | 0.97          | 279                                 | 898                                 |
| 589                   | crocery & utensils: s.t. (580-583)                             | -                 | 1.28          | 340                                 | 1087                                |
| 597                   | refrigerator   | -                 | 0.63          | 15                                  | 47                                  |
| 609                   | cooking and household appliances: s.t. (590-600)               | -                 | 2.06          | 211                                 | 673                                 |
| 610                   | bicycle  | -                 | 1.07          | 461                                 | 1471                                |
| 611                   | motor cycle, scooter   | -                 | 6.62          | 194                                 | 707                                 |
| 612                   | motor car, jeep  | -                 | 15.03         | 16                                  | 53                                  |
| 613                   | tyres & tubes  | -                 | 0.46          | 171                                 | 566                                 |
| 619                   | personal transport equipment: s.t. (610-614)                   | -                 | 23.22         | 578                                 | 1900                                |
| 639                   | other personal goods: s.t. (630-632)                           | -                 | 0.25          | 116                                 | 381                                 |
| 642                   | residential building & land (cost of repairs only)             | -                 | 4.35          | 440                                 | 1507                                |
| 643                   | other durables (specify).....                                  | -                 | 0.68          | 16                                  | 50                                  |
| 649                   | residential building, land and other durables : s.t. (640-643) | -                 | 5.15          | 475                                 | 1607                                |
| 659                   | durable goods : total<br>(559+569+579+589+609+619+629+639+649) | -                 | 39.05         | 827                                 | 2663                                |
| 999                   | total non-food   | -                 | 363.00        | 1000                                | 3145                                |
| <b>Maharashtra</b>    |  |                   |               |                                     |                                     |
| 310                   | pan : leaf (no.)   | 2.31              | 0.58          | 63                                  | 352                                 |
| 311                   | pan : finished (no.)   | 1.06              | 2.03          | 95                                  | 508                                 |
| 312                   | supari (gm)  | 5.91              | 1.02          | 167                                 | 953                                 |
| 313                   | lime (gm)  | 2.86              | 0.11          | 157                                 | 831                                 |
| 315                   | other ingredients for pan (gm)                                 | 3.82              | 0.47          | 123                                 | 693                                 |
| 319                   | pan: s.t. (310-315)  | -                 | 4.31          | 371                                 | 1971                                |
| 320                   | bidi (no.)   | 9.84              | 1.52          | 98                                  | 503                                 |
| 321                   | cigarettes (no.)   | 1.99              | 2.73          | 67                                  | 340                                 |
| 322                   | leaf tobacco   | 0.89              | 0.73          | 137                                 | 696                                 |
| 326                   | zarda, kimam, surti (gm)                                       | 3.58              | 0.54          | 68                                  | 333                                 |
| 329                   | tobacco: s.t. (320-327)  | -                 | 5.93          | 365                                 | 1844                                |
| 332                   | country liquor (litre)   | 0.75              | 2.83          | 71                                  | 363                                 |
| 334                   | foreign liquor or refined liquor (litre)                       | 0.05              | 1.74          | 26                                  | 132                                 |
| 339                   | intoxicants: s.t. (330-335)                                    | -                 | 5.16          | 106                                 | 551                                 |
| 341                   | firewood and chips   | 2.02              | 2.60          | 148                                 | 784                                 |
| 342                   | electricity (std. unit)  | 20.09             | 32.42         | 897                                 | 4693                                |
| 344                   | kerosene - P.D.S. (litre)                                      | 0.90              | 3.05          | 363                                 | 1892                                |
| 345                   | kerosene - other sources (litre)                               | 0.86              | 7.47          | 423                                 | 2178                                |

\* Unless otherwise specified

(Contd.)

NSS Report No. 461: Consumption of Some Important Commodities in India, 1999-2000

**Table 4U: Monthly per capita quantity and value of consumption for non-food items for each State and UT**

| item code          | item  | quantity<br>(kg*) | value<br>(Rs) | Urban                               |                                     |
|--------------------|---|-------------------|---------------|-------------------------------------|-------------------------------------|
|                    |   |                   |               | no. of households                   |                                     |
|                    |   |                   |               | reporting<br>per 1000<br>households | consumption<br>sample<br>households |
| (1)                | (2)   | (3)               | (4)           | (5)                                 | (6)                                 |
| <b>Maharashtra</b> |   |                   |               |                                     |                                     |
| 346                | matches (box)   | 1.34              | 0.89          | 876                                 | 4595                                |
| 348                | L.P.G.  | 1.50              | 17.61         | 518                                 | 2808                                |
| 351                | candle (no.)  | 0.23              | 0.31          | 213                                 | 1069                                |
| 359                | fuel and light: s.t. (340-353)                        | -                 | 64.84         | 975                                 | 5122                                |
| 361                | sari (m)  | 0.23              | 11.08         | 808                                 | 4244                                |
| 362                | cloth for shirt, pyjama, salwar etc.(m)               | 0.18              | 10.01         | 883                                 | 4634                                |
| 363                | cloth for coat, trousers, overcoat etc. (m)           | 0.06              | 8.12          | 731                                 | 3823                                |
| 364                | chaddar, dupatta, shawl etc.(no.)                     | 0.01              | 0.97          | 275                                 | 1535                                |
| 365                | lungi (no.)   | 0.02              | 0.96          | 539                                 | 2870                                |
| 366                | gamchha, towel, handkerchief (no.)                    | 0.08              | 2.15          | 848                                 | 4426                                |
| 367                | hosiery articles, stockings, under-garments etc.(no.) | 0.20              | 6.34          | 959                                 | 4999                                |
| 368                | ready-made garments (no.)                             | 0.08              | 13.31         | 832                                 | 4324                                |
| 373                | clothing: others                                      | -                 | 1.01          | 158                                 | 799                                 |
| 379                | clothing: s.t. (360-373)                              | -                 | 54.90         | 997                                 | 5219                                |
| 380                | bed sheet, bed cover (no.)                            | 0.02              | 1.94          | 463                                 | 2419                                |
| 382                | pillow, quilt, mattress (no.)                         | 0.01              | 0.35          | 102                                 | 490                                 |
| 389                | bedding etc.: s.t. (380-387)                          | -                 | 3.30          | 499                                 | 2611                                |
| 390                | leather boots, shoes (pair)                           | 0.01              | 3.70          | 384                                 | 2023                                |
| 391                | leather sandals, chappals etc. (pair)                 | 0.02              | 2.75          | 508                                 | 2647                                |
| 392                | other leather footwear (pair)                         | 0.01              | 0.92          | 194                                 | 1030                                |
| 393                | rubber / PVC footwear (pair)                          | 0.06              | 2.90          | 864                                 | 4477                                |
| 394                | other footwear (pair)                                 | 0.01              | 0.83          | 251                                 | 1209                                |
| 399                | footwear: s.t. (390-394)                              | -                 | 11.09         | 984                                 | 5148                                |
| 400                | books, journals                                       | -                 | 6.32          | 588                                 | 3036                                |
| 401                | newspapers, periodicals                               | -                 | 3.50          | 340                                 | 1825                                |
| 403                | stationery  | -                 | 4.15          | 597                                 | 3063                                |
| 404                | tuition and other fees (school, college, etc.)        | -                 | 14.34         | 378                                 | 1946                                |
| 405                | private tutor/coaching centre                         | -                 | 8.88          | 195                                 | 963                                 |
| 406                | other educational expenses                            | -                 | 2.27          | 277                                 | 1373                                |
| 409                | education: s.t. (400-406)                             | -                 | 39.54         | 746                                 | 3878                                |
| 410                | medicine  | -                 | 9.20          | 203                                 | 1121                                |
| 411                | X-ray, ECG, pathological test etc.                    | -                 | 1.58          | 70                                  | 408                                 |
| 412                | doctor's/surgeon's fee                                | -                 | 3.15          | 170                                 | 941                                 |
| 413                | hospital & nursing home charges                       | -                 | 4.35          | 91                                  | 494                                 |
| 414                | other medical expenses                                | -                 | 1.44          | 66                                  | 359                                 |
| 419                | medical - institutional: s.t. (410-414)               | -                 | 19.72         | 218                                 | 1190                                |
| 420                | medicine  | -                 | 24.47         | 577                                 | 3058                                |
| 421                | X-ray, ECG, pathological test etc.                    | -                 | 1.97          | 28                                  | 147                                 |
| 422                | doctor's/surgeon's fee                                | -                 | 6.39          | 365                                 | 1949                                |
| 424                | other medical expenses                                | -                 | 2.25          | 74                                  | 348                                 |
| 429                | medical - non-institutional: s.t. (420-424)           | -                 | 35.27         | 609                                 | 3219                                |
| 430                | cinema, theatre                                       | -                 | 2.41          | 148                                 | 855                                 |
| 431                | mela, fair, picnic                                    | -                 | 1.54          | 15                                  | 57                                  |
| 432                | sports goods, toys etc.                               | -                 | 1.56          | 36                                  | 190                                 |

\* Unless otherwise specified

(Contd.)

**Table 4U: Monthly per capita quantity and value of consumption for non-food items for each State and UT**

| item code          | item   | quantity<br>(kg*) | value<br>(Rs) | Urban                               |                                     |
|--------------------|--|-------------------|---------------|-------------------------------------|-------------------------------------|
|                    |  |                   |               | no. of households                   |                                     |
|                    |  |                   |               | reporting<br>per 1000<br>households | consumption<br>sample<br>households |
| (1)                | (2)  | (3)               | (4)           | (5)                                 | (6)                                 |
| <b>Maharashtra</b> |  |                   |               |                                     |                                     |
| 435                | photography  | -                 | 0.84          | 23                                  | 116                                 |
| 439                | entertainment : s.t. (430-437)                         | -                 | 14.61         | 486                                 | 2574                                |
| 440                | spectacles   | -                 | 0.77          | 11                                  | 47                                  |
| 442                | pen  | -                 | 0.54          | 117                                 | 647                                 |
| 444                | umbrella, raincoat                                     | -                 | 1.32          | 40                                  | 217                                 |
| 449                | goods for personal care and effects: s.t. (440-446)    | -                 | 3.28          | 184                                 | 1006                                |
| 450                | toilet soap  | -                 | 8.52          | 992                                 | 5191                                |
| 451                | toothbrush, toothpaste etc.                            | -                 | 4.90          | 911                                 | 4781                                |
| 452                | powder, snow, cream                                    | -                 | 3.05          | 484                                 | 2504                                |
| 453                | hair oil, lotion, shampoo, hair cream                  | -                 | 5.34          | 944                                 | 4942                                |
| 455                | shaving blades, shaving stick, razor                   | -                 | 1.96          | 769                                 | 3959                                |
| 456                | shaving cream  | -                 | 0.97          | 326                                 | 1665                                |
| 457                | sanitary napkins                                       | -                 | 1.51          | 161                                 | 855                                 |
| 458                | other toilet articles                                  | -                 | 0.92          | 180                                 | 994                                 |
| 459                | toilet articles: s.t. (450-458)                        | -                 | 27.23         | 998                                 | 5222                                |
| 460                | electric bulb, tubelight                               | -                 | 1.12          | 199                                 | 1097                                |
| 467                | washing soap/soda                                      | -                 | 10.25         | 970                                 | 5115                                |
| 468                | other washing requisites                               | -                 | 2.22          | 544                                 | 2860                                |
| 470                | agarbati   | -                 | 2.85          | 788                                 | 4125                                |
| 471                | flower(fresh) : all purposes                           | -                 | 1.84          | 303                                 | 1524                                |
| 472                | insecticide, acid etc.                                 | -                 | 1.08          | 179                                 | 925                                 |
| 473                | other petty articles                                   | -                 | 0.86          | 140                                 | 719                                 |
| 479                | sundry articles: s.t. (460-473)                        | -                 | 21.09         | 996                                 | 5212                                |
| 480                | domestic servant/cook                                  | -                 | 10.16         | 125                                 | 730                                 |
| 482                | barber, beautician etc.                                | -                 | 5.39          | 763                                 | 3943                                |
| 483                | washerwoman, laundry, ironing                          | -                 | 2.98          | 269                                 | 1371                                |
| 484                | tailor   | -                 | 4.10          | 99                                  | 515                                 |
| 485                | priest   | -                 | 1.11          | 20                                  | 105                                 |
| 487                | postage & telegram                                     | -                 | 1.08          | 290                                 | 1462                                |
| 488                | telephone charges                                      | -                 | 17.09         | 324                                 | 1746                                |
| 491                | grinding charges                                       | -                 | 6.95          | 866                                 | 4558                                |
| 492                | miscellaneous expenses                                 | -                 | 7.15          | 432                                 | 2208                                |
| 493                | pet animals (incl. birds, fish)                        | -                 | 0.60          | 18                                  | 84                                  |
| 494                | other consumer services excluding conveyance           | -                 | 2.59          | 106                                 | 518                                 |
| 499                | consumer services excluding conveyance: s.t. (480-494) | -                 | 60.03         | 987                                 | 5165                                |
| 500                | airway fare  | -                 | 1.81          | 2                                   | 13                                  |
| 501                | railway fare   | -                 | 10.53         | 286                                 | 1509                                |
| 502                | bus/tram fare  | -                 | 21.55         | 598                                 | 3063                                |
| 503                | taxi, auto-rickshaw fare                               | -                 | 5.70          | 273                                 | 1415                                |
| 507                | porter charges   | -                 | 0.90          | 5                                   | 25                                  |
| 508                | petrol   | -                 | 18.70         | 176                                 | 934                                 |
| 511                | lubricating oil  | -                 | 0.81          | 73                                  | 365                                 |
| 512                | school bus/van   | -                 | 0.87          | 13                                  | 83                                  |
| 519                | conveyance : s.t. (500-513)                            | -                 | 61.99         | 806                                 | 4179                                |

\* Unless otherwise specified

(Contd.)

NSS Report No. 461: Consumption of Some Important Commodities in India, 1999-2000

**Table 4U: Monthly per capita quantity and value of consumption for non-food items for each State and UT**

| item code          | item   | quantity<br>(kg*) | value<br>(Rs) | Urban                               |                                     |
|--------------------|--|-------------------|---------------|-------------------------------------|-------------------------------------|
|                    |  |                   |               | no. of households                   |                                     |
|                    |  |                   |               | reporting<br>per 1000<br>households | consumption<br>sample<br>households |
| (1)                | (2)  | (3)               | (4)           | (5)                                 | (6)                                 |
| <b>Maharashtra</b> |  |                   |               |                                     |                                     |
| 520                | house rent, garage rent (actual)                               | -                 | 33.92         | 336                                 | 1750                                |
| 521                | residential land rent  | -                 | 1.56          | 43                                  | 246                                 |
| 522                | consumer rent (other goods)                                    | -                 | 1.99          | 23                                  | 127                                 |
| 529                | rent: s.t. (520-522)   | -                 | 37.45         | 399                                 | 2101                                |
| 539                | house rent, garage rent (imputed- urban only)                  | -                 | 185.73        | 648                                 | 3387                                |
| 540                | water charges  | -                 | 5.14          | 479                                 | 2464                                |
| 541                | other consumer taxes & cesses                                  | -                 | 9.50          | 403                                 | 2168                                |
| 549                | consumer taxes and cesses: s.t. (540-541)                      | -                 | 14.64         | 614                                 | 3189                                |
| 551                | almirah, dressing table  | -                 | 0.77          | 10                                  | 45                                  |
| 552                | chair, stool, bench, table                                     | -                 | 0.54          | 12                                  | 70                                  |
| 557                | other furniture & fixtures (couch, sofa etc.)                  | -                 | 0.55          | 5                                   | 29                                  |
| 559                | furniture & fixtures: s.t. (550-557)                           | -                 | 2.39          | 41                                  | 216                                 |
| 562                | television   | -                 | 6.70          | 73                                  | 375                                 |
| 565                | tape recorder, CD player                                       | -                 | 1.20          | 29                                  | 150                                 |
| 566                | gramophone record, audio/video cassette                        | -                 | 0.60          | 102                                 | 527                                 |
| 569                | goods for recreation: s.t.(560-568)                            | -                 | 8.82          | 190                                 | 992                                 |
| 570                | gold ornaments   | -                 | 3.58          | 29                                  | 182                                 |
| 579                | jewellery and ornaments: s.t. (570-573)                        | -                 | 3.74          | 38                                  | 234                                 |
| 580                | stainless steel utensils                                       | -                 | 1.00          | 172                                 | 891                                 |
| 589                | crocery & utensils: s.t. (580-583)                             | -                 | 1.31          | 221                                 | 1117                                |
| 594                | washing machine  | -                 | 0.76          | 12                                  | 59                                  |
| 595                | stove  | -                 | 0.71          | 355                                 | 1829                                |
| 596                | pressure cooker/pressure pan                                   | -                 | 0.14          | 100                                 | 466                                 |
| 597                | refrigerator   | -                 | 2.13          | 21                                  | 121                                 |
| 609                | cooking and household appliances: s.t. (590-600)               | -                 | 5.19          | 467                                 | 2386                                |
| 610                | bicycle  | -                 | 0.85          | 229                                 | 1148                                |
| 611                | motor cycle, scooter   | -                 | 9.71          | 141                                 | 761                                 |
| 612                | motor car, jeep  | -                 | 8.30          | 28                                  | 144                                 |
| 619                | personal transport equipment: s.t. (610-614)                   | -                 | 19.45         | 345                                 | 1792                                |
| 639                | other personal goods: s.t. (630-632)                           | -                 | 0.55          | 126                                 | 615                                 |
| 642                | residential building & land (cost of repairs only)             | -                 | 5.11          | 159                                 | 961                                 |
| 643                | other durables (specify).....                                  | -                 | 0.73          | 12                                  | 55                                  |
| 649                | residential building, land and other durables : s.t. (640-643) | -                 | 6.34          | 184                                 | 1092                                |
| 659                | durable goods : total<br>(559+569+579+589+609+619+629+639+649) | -                 | 47.91         | 775                                 | 4037                                |
| 999                | total non-food   | -                 | 532.00        | 1000                                | 5234                                |
| <b>Manipur</b>     |  |                   |               |                                     |                                     |
| 310                | pan : leaf (no.)   | 0.76              | 0.82          | 80                                  | 55                                  |
| 311                | pan : finished (no.)   | 3.03              | 8.78          | 461                                 | 345                                 |
| 319                | pan: s.t. (310-315)  | -                 | 9.89          | 535                                 | 392                                 |
| 320                | bidi (no.)   | 19.98             | 3.47          | 367                                 | 238                                 |
| 321                | cigarettes (no.)   | 4.08              | 3.49          | 269                                 | 201                                 |
| 329                | tobacco: s.t. (320-327)  | -                 | 7.49          | 595                                 | 420                                 |

\* Unless otherwise specified

(Contd.)

NSS Report No. 461: Consumption of Some Important Commodities in India, 1999-2000



**Table 4U: Monthly per capita quantity and value of consumption for non-food items for each State and UT**

| item code      | item  | quantity<br>(kg*) | value<br>(Rs) | Urban                               |                                     |
|----------------|---|-------------------|---------------|-------------------------------------|-------------------------------------|
|                |   |                   |               | no.of households                    |                                     |
|                |   |                   |               | reporting<br>per 1000<br>households | consumption<br>sample<br>households |
| (1)            | (2)   | (3)               | (4)           | (5)                                 | (6)                                 |
| <b>Manipur</b> |   |                   |               |                                     |                                     |
| 332            | country liquor (litre)  | 0.07              | 2.49          | 153                                 | 97                                  |
| 334            | foreign liquor or refined liquor (litre)                                  | -                 | 0.61          | 13                                  | 7                                   |
| 339            | intoxicants: s.t. (330-335)   | -                 | 3.16          | 163                                 | 106                                 |
| 341            | firewood and chips  | 8.71              | 12.16         | 471                                 | 322                                 |
| 342            | electricity (std. unit)   | 7.97              | 12.75         | 800                                 | 542                                 |
| 344            | kerosene - P.D.S. (litre)   | 0.36              | 2.05          | 603                                 | 421                                 |
| 345            | kerosene - other sources (litre)  | 0.27              | 3.15          | 417                                 | 265                                 |
| 346            | matches (box)   | 1.12              | 1.13          | 932                                 | 618                                 |
| 348            | L.P.G.  | 1.42              | 18.57         | 551                                 | 357                                 |
| 350            | charcoal  | 0.13              | 1.53          | 83                                  | 43                                  |
| 351            | candle (no.)  | 1.01              | 0.92          | 541                                 | 348                                 |
| 359            | fuel and light: s.t. (340-353)  | -                 | 52.57         | 999                                 | 663                                 |
| 361            | sari (m)  | 0.01              | 1.11          | 160                                 | 88                                  |
| 362            | cloth for shirt, pyjama, salwar etc.(m)                                   | 0.03              | 1.96          | 474                                 | 323                                 |
| 363            | cloth for coat, trousers, overcoat etc. (m)                               | 0.01              | 2.42          | 365                                 | 248                                 |
| 364            | chaddar, dupatta, shawl etc.(no.)   | -                 | 0.55          | 148                                 | 105                                 |
| 365            | lungi (no.)   | 0.03              | 0.41          | 226                                 | 171                                 |
| 366            | gamchha, towel, handkerchief (no.)  | 0.03              | 0.96          | 517                                 | 354                                 |
| 367            | hosiery articles, stockings, under-garments etc.(no.)                     | 0.04              | 1.00          | 630                                 | 413                                 |
| 368            | ready-made garments (no.)   | 0.11              | 8.86          | 777                                 | 496                                 |
| 371            | knitted garments, swea- ter, pullover, cardigan, muffler, scarf etc.(no.) | 0.01              | 2.26          | 234                                 | 160                                 |
| 373            | clothing: others  | -                 | 2.69          | 554                                 | 359                                 |
| 379            | clothing: s.t. (360-373)  | -                 | 22.49         | 975                                 | 645                                 |
| 380            | bed sheet, bed cover (no.)  | 0.01              | 1.04          | 402                                 | 307                                 |
| 381            | rug, blanket (no.)  | -                 | 1.47          | 166                                 | 134                                 |
| 382            | pillow, quilt, mattress (no.)   | -                 | 0.21          | 107                                 | 76                                  |
| 384            | mosquito net (no.)  | -                 | 0.69          | 186                                 | 136                                 |
| 385            | mats and matting (no.)  | -                 | 0.29          | 118                                 | 70                                  |
| 387            | bedding: others   | -                 | 0.31          | 113                                 | 102                                 |
| 389            | bedding etc.: s.t. (380-387)  | -                 | 4.13          | 578                                 | 415                                 |
| 390            | leather boots, shoes (pair)   | 0.04              | 4.48          | 507                                 | 336                                 |
| 391            | leather sandals, chappals etc. (pair)                                     | 0.01              | 1.34          | 382                                 | 251                                 |
| 392            | other leather footwear (pair)   | -                 | 0.54          | 119                                 | 87                                  |
| 393            | rubber / PVC footwear (pair)  | 0.05              | 1.55          | 650                                 | 438                                 |
| 394            | other footwear (pair)   | 0.01              | 0.93          | 297                                 | 202                                 |
| 399            | footwear: s.t. (390-394)  | -                 | 8.84          | 961                                 | 639                                 |
| 400            | books, journals   | -                 | 12.26         | 776                                 | 491                                 |
| 401            | newspapers, periodicals   | -                 | 2.48          | 372                                 | 243                                 |
| 403            | stationery  | -                 | 3.77          | 744                                 | 468                                 |
| 404            | tuition and other fees (school, college, etc.)                            | -                 | 10.96         | 506                                 | 328                                 |
| 405            | private tutor/coaching centre   | -                 | 3.21          | 271                                 | 142                                 |
| 406            | other educational expenses  | -                 | 13.12         | 569                                 | 366                                 |
| 409            | education: s.t. (400-406)   | -                 | 45.93         | 845                                 | 549                                 |

\* Unless otherwise specified

(Contd.)

NSS Report No. 461: Consumption of Some Important Commodities in India, 1999-2000

**Table 4U: Monthly per capita quantity and value of consumption for non-food items for each State and UT**

| item code | item  | quantity<br>(kg*) | value<br>(Rs) | Urban                               |                                     |
|-----------|---|-------------------|---------------|-------------------------------------|-------------------------------------|
|           |   |                   |               | no. of households                   |                                     |
|           |   |                   |               | reporting<br>per 1000<br>households | consumption<br>sample<br>households |
| (1)       | (2)   | (3)               | (4)           | (5)                                 | (6)                                 |
|           | <b>Manipur</b>  |                   |               |                                     |                                     |
| 410       | medicine  | -                 | 2.09          | 223                                 | 166                                 |
| 413       | hospital & nursing home charges                           | -                 | 0.27          | 127                                 | 66                                  |
| 414       | other medical expenses                                    | -                 | 0.63          | 191                                 | 123                                 |
| 419       | medical - institutional: s.t. (410-414)                   | -                 | 3.42          | 328                                 | 212                                 |
| 420       | medicine  | -                 | 10.99         | 263                                 | 195                                 |
| 422       | doctor's/surgeon's fee                                    | -                 | 1.21          | 75                                  | 50                                  |
| 429       | medical - non-institutional: s.t. (420-424)               | -                 | 12.97         | 286                                 | 218                                 |
| 430       | cinema, theatre   | -                 | 3.93          | 407                                 | 290                                 |
| 432       | sports goods, toys etc.                                   | -                 | 0.84          | 47                                  | 45                                  |
| 435       | photography   | -                 | 0.72          | 92                                  | 65                                  |
| 436       | video cassette / V.C.R. / V.C.P.(hire)                    | -                 | 0.53          | 40                                  | 32                                  |
| 439       | entertainment : s.t. (430-437)                            | -                 | 8.13          | 488                                 | 343                                 |
| 440       | spectacles  | -                 | 0.84          | 17                                  | 14                                  |
| 442       | pen   | -                 | 1.24          | 315                                 | 197                                 |
| 444       | umbrella, raincoat  | -                 | 1.89          | 73                                  | 53                                  |
| 445       | lighter (bidi/cigarette/gas stove)                        | -                 | 0.77          | 112                                 | 61                                  |
| 446       | other goods for personal care and effects                 | -                 | 0.51          | 29                                  | 25                                  |
| 449       | goods for personal care and effects: s.t. (440-446)       | -                 | 5.46          | 435                                 | 277                                 |
| 450       | toilet soap   | -                 | 5.22          | 987                                 | 645                                 |
| 451       | toothbrush, toothpaste etc.                               | -                 | 4.22          | 966                                 | 628                                 |
| 452       | powder, snow, cream                                       | -                 | 2.29          | 669                                 | 404                                 |
| 453       | hair oil, lotion, shampoo, hair cream                     | -                 | 2.39          | 899                                 | 574                                 |
| 455       | shaving blades, shaving stick, razor                      | -                 | 1.14          | 741                                 | 442                                 |
| 456       | shaving cream   | -                 | 0.27          | 162                                 | 95                                  |
| 458       | other toilet articles                                     | -                 | 0.73          | 239                                 | 164                                 |
| 459       | toilet articles: s.t. (450-458)                           | -                 | 16.34         | 1000                                | 665                                 |
| 460       | electric bulb, tubelight                                  | -                 | 0.77          | 261                                 | 187                                 |
| 465       | bucket, water bottle/feeding bottle & other plastic goods | -                 | 0.83          | 54                                  | 57                                  |
| 467       | washing soap/soda   | -                 | 4.02          | 879                                 | 585                                 |
| 468       | other washing requisites                                  | -                 | 1.27          | 669                                 | 395                                 |
| 470       | agarbati  | -                 | 1.92          | 728                                 | 448                                 |
| 472       | insecticide, acid etc.                                    | -                 | 0.61          | 158                                 | 108                                 |
| 479       | sundry articles: s.t. (460-473)                           | -                 | 9.96          | 979                                 | 643                                 |
| 482       | barber, beautician etc.                                   | -                 | 1.22          | 558                                 | 392                                 |
| 483       | washerman, laundry, ironing                               | -                 | 0.50          | 111                                 | 85                                  |
| 484       | tailor  | -                 | 2.03          | 100                                 | 79                                  |
| 488       | telephone charges   | -                 | 5.03          | 106                                 | 66                                  |
| 491       | grinding charges  | -                 | 0.36          | 101                                 | 55                                  |
| 493       | pet animals (incl. birds, fish)                           | -                 | 0.52          | 25                                  | 20                                  |
| 499       | consumer services excluding conveyance: s.t. (480-494)    | -                 | 11.11         | 689                                 | 464                                 |
| 502       | bus/tram fare   | -                 | 12.53         | 603                                 | 407                                 |
| 503       | taxi, auto-rickshaw fare                                  | -                 | 1.30          | 142                                 | 110                                 |
| 505       | rickshaw (hand drawn & cycle) fare                        | -                 | 3.75          | 334                                 | 203                                 |
| 508       | petrol  | -                 | 17.57         | 236                                 | 143                                 |

\* Unless otherwise specified

(Contd.)

NSS Report No. 461: Consumption of Some Important Commodities in India, 1999-2000

**Table 4U: Monthly per capita quantity and value of consumption for non-food items for each State and UT**

| item code        | item   | quantity<br>(kg*) | value<br>(Rs) | Urban                               |                                     |
|------------------|--|-------------------|---------------|-------------------------------------|-------------------------------------|
|                  |  |                   |               | no. of households                   |                                     |
|                  |  |                   |               | reporting<br>per 1000<br>households | consumption<br>sample<br>households |
| (1)              | (2)  | (3)               | (4)           | (5)                                 | (6)                                 |
| <b>Manipur</b>   |  |                   |               |                                     |                                     |
| 510              | diesel   | -                 | 0.73          | 8                                   | 7                                   |
| 511              | lubricating oil  | -                 | 1.40          | 131                                 | 67                                  |
| 512              | school bus/van   | -                 | 4.43          | 84                                  | 49                                  |
| 513              | other hired conveyance   | -                 | 0.64          | 6                                   | 9                                   |
| 519              | conveyance : s.t. (500-513)                                    | -                 | 42.38         | 921                                 | 596                                 |
| 520              | house rent, garage rent (actual)                               | -                 | 4.06          | 72                                  | 55                                  |
| 529              | rent: s.t. (520-522)   | -                 | 4.23          | 85                                  | 74                                  |
| 539              | house rent, garage rent (imputed- urban only)                  | -                 | 94.67         | 593                                 | 370                                 |
| 540              | water charges  | -                 | 24.45         | 175                                 | 95                                  |
| 549              | consumer taxes and cesses: s.t. (540-541)                      | -                 | 24.62         | 190                                 | 107                                 |
| 559              | furniture & fixtures: s.t. (550-557)                           | -                 | 1.04          | 71                                  | 74                                  |
| 569              | goods for recreation: s.t.(560-568)                            | -                 | 0.68          | 73                                  | 61                                  |
| 570              | gold ornaments   | -                 | 4.25          | 101                                 | 62                                  |
| 579              | jewellery and ornaments: s.t. (570-573)                        | -                 | 4.93          | 243                                 | 157                                 |
| 580              | stainless steel utensils                                       | -                 | 0.60          | 134                                 | 93                                  |
| 589              | crockery & utensils: s.t. (580-583)                            | -                 | 0.74          | 173                                 | 122                                 |
| 609              | cooking and household appliances: s.t. (590-600)               | -                 | 0.55          | 83                                  | 75                                  |
| 610              | bicycle  | -                 | 0.57          | 183                                 | 125                                 |
| 611              | motor cycle, scooter   | -                 | 1.25          | 103                                 | 56                                  |
| 612              | motor car, jeep  | -                 | 0.81          | 37                                  | 17                                  |
| 613              | tyres & tubes  | -                 | 1.20          | 180                                 | 108                                 |
| 619              | personal transport equipment: s.t. (610-614)                   | -                 | 4.15          | 325                                 | 217                                 |
| 642              | residential building & land (cost of repairs only)             | -                 | 2.81          | 81                                  | 30                                  |
| 649              | residential building, land and other durables : s.t. (640-643) | -                 | 2.93          | 103                                 | 64                                  |
| 659              | durable goods : total<br>(559+569+579+589+609+619+629+639+649) | -                 | 15.46         | 581                                 | 380                                 |
| 999              | total non-food   | -                 | 309.00        | 1000                                | 665                                 |
| <b>Meghalaya</b> |  |                   |               |                                     |                                     |
| 310              | pan : leaf (no.)   | 40.70             | 12.04         | 600                                 | 214                                 |
| 311              | pan : finished (no.)   | 11.70             | 6.74          | 387                                 | 178                                 |
| 312              | supari (gm)  | 286.04            | 18.77         | 596                                 | 212                                 |
| 313              | lime (gm)  | 18.44             | 0.47          | 583                                 | 204                                 |
| 319              | pan: s.t. (310-315)  | -                 | 38.03         | 884                                 | 337                                 |
| 320              | bidi (no.)   | 19.52             | 4.02          | 259                                 | 87                                  |
| 321              | cigarettes (no.)   | 9.24              | 12.58         | 347                                 | 153                                 |
| 322              | leaf tobacco   | -                 | 0.35          | 120                                 | 39                                  |
| 329              | tobacco: s.t. (320-327)  | -                 | 17.55         | 619                                 | 240                                 |
| 332              | country liquor (litre)   | 0.10              | 1.88          | 84                                  | 27                                  |
| 333              | beer (litre)   | 0.02              | 0.74          | 16                                  | 4                                   |
| 334              | foreign liquor or refined liquor (litre)                       | 1.04              | 3.86          | 65                                  | 30                                  |
| 339              | intoxicants: s.t. (330-335)                                    | -                 | 6.68          | 166                                 | 62                                  |
| 341              | firewood and chips   | 10.71             | 7.09          | 257                                 | 74                                  |
| 342              | electricity (std. unit)  | 13.21             | 14.57         | 828                                 | 317                                 |

\* Unless otherwise specified

(Contd.)

NSS Report No. 461: Consumption of Some Important Commodities in India, 1999-2000

**Table 4U: Monthly per capita quantity and value of consumption for non-food items for each State and UT**

| item code        | item  | quantity<br>(kg*) | value<br>(Rs) | Urban                  |                      |
|------------------|---|-------------------|---------------|------------------------|----------------------|
|                  |   |                   |               | no. of households      |                      |
|                  |   |                   |               | reporting              | consumption          |
| (1)              | (2)   | (3)               | (4)           | per 1000<br>households | sample<br>households |
| (1)              | (2)   | (3)               | (4)           | (5)                    | (6)                  |
| <b>Meghalaya</b> |   |                   |               |                        |                      |
| 344              | kerosene - P.D.S. (litre)   | 0.37              | 1.90          | 222                    | 86                   |
| 345              | kerosene - other sources (litre)  | 0.89              | 8.21          | 257                    | 110                  |
| 346              | matches (box)   | 1.48              | 1.46          | 829                    | 324                  |
| 348              | L.P.G.  | 1.22              | 16.85         | 328                    | 161                  |
| 350              | charcoal  | 0.94              | 5.52          | 224                    | 98                   |
| 351              | candle (no.)  | 0.15              | 0.36          | 159                    | 82                   |
| 359              | fuel and light: s.t. (340-353)  | -                 | 56.11         | 895                    | 357                  |
| 361              | sari (m)  | 0.10              | 5.27          | 630                    | 257                  |
| 362              | cloth for shirt, pyjama, salwar etc.(m)                                   | 0.05              | 3.52          | 468                    | 188                  |
| 363              | cloth for coat, trousers, overcoat etc. (m)                               | 0.03              | 3.37          | 398                    | 176                  |
| 364              | chaddar, dupatta, shawl etc.(no.)   | 0.01              | 1.96          | 313                    | 140                  |
| 366              | gamchha, towel, handkerchief (no.)  | 0.03              | 0.97          | 472                    | 223                  |
| 367              | hosiery articles, stockings, under-garments etc.(no.)                     | 0.07              | 2.24          | 546                    | 262                  |
| 368              | ready-made garments (no.)   | 0.07              | 12.51         | 769                    | 319                  |
| 371              | knitted garments, swea- ter, pullover, cardigan, muffler, scarf etc.(no.) | 0.02              | 8.21          | 528                    | 204                  |
| 373              | clothing: others  | -                 | 3.07          | 399                    | 124                  |
| 379              | clothing: s.t. (360-373)  | -                 | 45.78         | 960                    | 376                  |
| 380              | bed sheet, bed cover (no.)  | 0.02              | 2.37          | 479                    | 211                  |
| 381              | rug, blanket (no.)  | 0.01              | 2.90          | 319                    | 149                  |
| 383              | cloth for upholstery, curtain, table-cloth etc. (m)                       | 0.02              | 0.63          | 94                     | 45                   |
| 384              | mosquito net (no.)  | -                 | 0.65          | 157                    | 41                   |
| 387              | bedding: others   | -                 | 0.64          | 63                     | 26                   |
| 389              | bedding etc.: s.t. (380-387)  | -                 | 7.62          | 702                    | 281                  |
| 390              | leather boots, shoes (pair)   | 0.03              | 10.51         | 733                    | 264                  |
| 391              | leather sandals, chappals etc. (pair)                                     | 0.02              | 4.27          | 664                    | 233                  |
| 393              | rubber / PVC footwear (pair)  | 0.03              | 1.31          | 667                    | 261                  |
| 394              | other footwear (pair)   | 0.01              | 1.34          | 207                    | 107                  |
| 399              | footwear: s.t. (390-394)  | -                 | 17.88         | 974                    | 373                  |
| 400              | books, journals   | -                 | 23.56         | 679                    | 263                  |
| 401              | newspapers, periodicals   | -                 | 2.49          | 396                    | 166                  |
| 403              | stationery  | -                 | 3.97          | 644                    | 238                  |
| 404              | tuition and other fees (school, college, etc.)                            | -                 | 23.80         | 623                    | 229                  |
| 405              | private tutor/coaching centre   | -                 | 4.05          | 126                    | 37                   |
| 406              | other educational expenses  | -                 | 2.00          | 195                    | 106                  |
| 409              | education: s.t. (400-406)   | -                 | 60.07         | 820                    | 309                  |
| 410              | medicine  | -                 | 1.14          | 56                     | 29                   |
| 413              | hospital & nursing home charges   | -                 | 0.84          | 29                     | 11                   |
| 419              | medical - institutional: s.t. (410-414)                                   | -                 | 2.64          | 68                     | 33                   |
| 420              | medicine  | -                 | 20.60         | 549                    | 215                  |
| 421              | X-ray, ECG, pathological test etc.  | -                 | 2.54          | 23                     | 11                   |
| 422              | doctor's/surgeon's fee  | -                 | 2.24          | 135                    | 70                   |
| 424              | other medical expenses  | -                 | 1.58          | 39                     | 24                   |
| 429              | medical - non-institutional: s.t. (420-424)                               | -                 | 27.02         | 555                    | 218                  |

\* Unless otherwise specified

(Contd.)

NSS Report No. 461: Consumption of Some Important Commodities in India, 1999-2000

**Table 4U: Monthly per capita quantity and value of consumption for non-food items for each State and UT**

| item code        | item  | quantity<br>(kg*) | value<br>(Rs) | Urban   |                      |
|------------------|---|-------------------|---------------|---|----------------------|
|                  |   |                   |               | no. of households                               |                      |
|                  |   |                   |               | reporting consumption<br>per 1000<br>households | sample<br>households |
| (1)              | (2)   | (3)               | (4)           | (5)   | (6)                  |
| <b>Meghalaya</b> |   |                   |               |   |                      |
| 430              | cinema, theatre   | -                 | 0.70          | 79  | 37                   |
| 431              | mela, fair, picnic  | -                 | 1.16          | 31  | 11                   |
| 432              | sports goods, toys etc.                                   | -                 | 3.21          | 120   | 53                   |
| 434              | goods for recreation and hobbies                          | -                 | 1.89          | 48  | 15                   |
| 435              | photography   | -                 | 1.08          | 60  | 20                   |
| 439              | entertainment : s.t. (430-437)                            | -                 | 10.59         | 314   | 140                  |
| 440              | spectacles  | -                 | 1.84          | 17  | 7                    |
| 442              | pen   | -                 | 1.50          | 234   | 100                  |
| 444              | umbrella, raincoat  | -                 | 6.00          | 152   | 61                   |
| 446              | other goods for personal care and effects                 | -                 | 0.62          | 66  | 38                   |
| 449              | goods for personal care and effects: s.t. (440-446)       | -                 | 10.54         | 358   | 161                  |
| 450              | toilet soap   | -                 | 8.05          | 987   | 374                  |
| 451              | toothbrush, toothpaste etc.                               | -                 | 3.06          | 886   | 330                  |
| 452              | powder, snow, cream                                       | -                 | 2.02          | 402   | 198                  |
| 453              | hair oil, lotion, shampoo, hair cream                     | -                 | 2.38          | 488   | 247                  |
| 455              | shaving blades, shaving stick, razor                      | -                 | 1.79          | 685   | 245                  |
| 456              | shaving cream   | -                 | 0.78          | 392   | 131                  |
| 458              | other toilet articles                                     | -                 | 0.78          | 115   | 59                   |
| 459              | toilet articles: s.t. (450-458)                           | -                 | 19.08         | 991   | 377                  |
| 460              | electric bulb, tubelight                                  | -                 | 1.11          | 270   | 122                  |
| 462              | other non-durable electric goods                          | -                 | 0.76          | 13  | 6                    |
| 464              | glassware   | -                 | 0.50          | 13  | 7                    |
| 465              | bucket, water bottle/feeding bottle & other plastic goods | -                 | 1.64          | 63  | 38                   |
| 467              | washing soap/soda   | -                 | 8.70          | 969   | 367                  |
| 468              | other washing requisites                                  | -                 | 2.37          | 577   | 214                  |
| 470              | agarbati  | -                 | 0.61          | 147   | 92                   |
| 479              | sundry articles: s.t. (460-473)                           | -                 | 16.97         | 982   | 376                  |
| 480              | domestic servant/cook                                     | -                 | 8.10          | 85  | 46                   |
| 482              | barber, beautician etc.                                   | -                 | 2.31          | 452   | 208                  |
| 483              | washerman, laundry, ironing                               | -                 | 2.80          | 136   | 48                   |
| 484              | tailor  | -                 | 7.96          | 245   | 89                   |
| 485              | priest  | -                 | 0.69          | 80  | 46                   |
| 487              | postage & telegram  | -                 | 1.09          | 169   | 72                   |
| 488              | telephone charges   | -                 | 5.86          | 109   | 67                   |
| 492              | miscellaneous expenses                                    | -                 | 3.59          | 149   | 83                   |
| 493              | pet animals (incl. birds, fish)                           | -                 | 1.08          | 43  | 30                   |
| 494              | other consumer services excluding conveyance              | -                 | 1.35          | 61  | 38                   |
| 499              | consumer services excluding conveyance: s.t. (480-494)    | -                 | 35.30         | 638   | 286                  |
| 502              | bus/tram fare   | -                 | 17.17         | 703   | 245                  |
| 503              | taxi, auto-rickshaw fare                                  | -                 | 17.28         | 638   | 258                  |
| 508              | petrol  | -                 | 5.10          | 48  | 35                   |
| 511              | lubricating oil   | -                 | 0.50          | 19  | 14                   |
| 519              | conveyance : s.t. (500-513)                               | -                 | 40.83         | 916   | 345                  |
| 520              | house rent, garage rent (actual)                          | -                 | 81.45         | 593   | 218                  |

\* Unless otherwise specified

(Contd.)

NSS Report No. 461: Consumption of Some Important Commodities in India, 1999-2000

**Table 4U: Monthly per capita quantity and value of consumption for non-food items for each State and UT**

| item code        | item   | quantity<br>(kg*) | value<br>(Rs) | Urban                               |                                     |
|------------------|--|-------------------|---------------|-------------------------------------|-------------------------------------|
|                  |  |                   |               | no. of households                   |                                     |
|                  |  |                   |               | reporting<br>per 1000<br>households | consumption<br>sample<br>households |
| (1)              | (2)  | (3)               | (4)           | (5)                                 | (6)                                 |
| <b>Meghalaya</b> |  |                   |               |                                     |                                     |
| 521              | residential land rent  | -                 | 0.81          | 7                                   | 10                                  |
| 529              | rent: s.t. (520-522)   | -                 | 82.31         | 602                                 | 229                                 |
| 539              | house rent, garage rent (imputed- urban only)                  | -                 | 97.45         | 258                                 | 121                                 |
| 551              | almirah, dressing table  | -                 | 0.51          | 7                                   | 3                                   |
| 557              | other furniture & fixtures (couch, sofa etc.)                  | -                 | 0.51          | 53                                  | 31                                  |
| 559              | furniture & fixtures: s.t. (550-557)                           | -                 | 1.53          | 92                                  | 53                                  |
| 562              | television   | -                 | 7.37          | 32                                  | 13                                  |
| 566              | gramophone record, audio/video cassette                        | -                 | 0.66          | 115                                 | 62                                  |
| 569              | goods for recreation: s.t.(560-568)                            | -                 | 8.60          | 143                                 | 79                                  |
| 570              | gold ornaments   | -                 | 0.79          | 14                                  | 8                                   |
| 579              | jewellery and ornaments: s.t. (570-573)                        | -                 | 1.21          | 56                                  | 40                                  |
| 580              | stainless steel utensils                                       | -                 | 1.14          | 241                                 | 116                                 |
| 583              | other crockery & utensils                                      | -                 | 0.72          | 120                                 | 74                                  |
| 589              | crockery & utensils: s.t. (580-583)                            | -                 | 2.24          | 366                                 | 184                                 |
| 609              | cooking and household appliances: s.t. (590-600)               | -                 | 0.97          | 84                                  | 61                                  |
| 642              | residential building & land (cost of repairs only)             | -                 | 4.20          | 139                                 | 63                                  |
| 649              | residential building, land and other durables : s.t. (640-643) | -                 | 4.36          | 178                                 | 86                                  |
| 659              | durable goods : total<br>(559+569+579+589+609+619+629+639+649) | -                 | 19.51         | 471                                 | 238                                 |
| 999              | total non-food   | -                 | 515.00        | 1000                                | 384                                 |
| <b>Mizoram</b>   |  |                   |               |                                     |                                     |
| 310              | pan : leaf (no.)   | 0.54              | 0.54          | 18                                  | 26                                  |
| 311              | pan : finished (no.)   | 31.73             | 26.34         | 872                                 | 727                                 |
| 319              | pan: s.t. (310-315)  | -                 | 27.24         | 897                                 | 759                                 |
| 320              | bidi (no.)   | 2.03              | 1.16          | 88                                  | 44                                  |
| 321              | cigarettes (no.)   | 12.57             | 16.83         | 338                                 | 297                                 |
| 322              | leaf tobacco   | 2.42              | 6.81          | 372                                 | 325                                 |
| 324              | hookah tobacco   | 0.02              | 0.59          | 33                                  | 31                                  |
| 327              | other tobacco products (gm)                                    | 15.86             | 4.45          | 331                                 | 274                                 |
| 329              | tobacco: s.t. (320-327)  | -                 | 30.45         | 895                                 | 763                                 |
| 332              | country liquor (litre)   | 0.01              | 1.74          | 13                                  | 11                                  |
| 339              | intoxicants: s.t. (330-335)                                    | -                 | 2.01          | 18                                  | 18                                  |
| 341              | firewood and chips   | 11.50             | 11.78         | 301                                 | 310                                 |
| 342              | electricity (std. unit)  | 15.13             | 13.74         | 879                                 | 763                                 |
| 344              | kerosene - P.D.S. (litre)                                      | 0.63              | 2.56          | 750                                 | 622                                 |
| 345              | kerosene - other sources (litre)                               | 0.35              | 4.05          | 262                                 | 260                                 |
| 346              | matches (box)  | 1.81              | 1.56          | 830                                 | 699                                 |
| 348              | L.P.G.   | 2.13              | 32.11         | 738                                 | 588                                 |
| 350              | charcoal   | 0.04              | 2.93          | 113                                 | 72                                  |
| 351              | candle (no.)   | 1.12              | 1.82          | 592                                 | 533                                 |
| 359              | fuel and light: s.t. (340-353)                                 | -                 | 71.30         | 999                                 | 857                                 |
| 362              | cloth for shirt, pyjama, salwar etc.(m)                        | 0.04              | 4.81          | 413                                 | 394                                 |
| 363              | cloth for coat, trousers, overcoat etc. (m)                    | 0.02              | 3.41          | 283                                 | 278                                 |

\* Unless otherwise specified

(Contd.)

NSS Report No. 461: Consumption of Some Important Commodities in India, 1999-2000

**Table 4U: Monthly per capita quantity and value of consumption for non-food items for each State and UT**

| item code      | item  | quantity<br>(kg*) | value<br>(Rs) | Urban                               |                                     |
|----------------|---|-------------------|---------------|-------------------------------------|-------------------------------------|
|                |   |                   |               | no. of households                   |                                     |
|                |   |                   |               | reporting<br>per 1000<br>households | consumption<br>sample<br>households |
| (1)            | (2)   | (3)               | (4)           | (5)                                 | (6)                                 |
| <b>Mizoram</b> |   |                   |               |                                     |                                     |
| 366            | gamchha, towel, handkerchief (no.)  | 0.03              | 1.80          | 439                                 | 443                                 |
| 367            | hosiery articles, stockings, under-garments etc.(no.)                     | 0.06              | 3.22          | 537                                 | 500                                 |
| 368            | ready-made garments (no.)   | 0.10              | 29.02         | 826                                 | 742                                 |
| 371            | knitted garments, swea- ter, pullover, cardigan, muffler, scarf etc.(no.) | 0.01              | 2.44          | 199                                 | 247                                 |
| 372            | knitting wool, cotton yarn (gm)   | -                 | 0.77          | 64                                  | 57                                  |
| 373            | clothing: others  | -                 | 6.31          | 563                                 | 420                                 |
| 379            | clothing: s.t. (360-373)  | -                 | 52.75         | 964                                 | 833                                 |
| 380            | bed sheet, bed cover (no.)  | 0.01              | 2.20          | 353                                 | 323                                 |
| 381            | rug, blanket (no.)  | 0.01              | 2.98          | 150                                 | 138                                 |
| 382            | pillow, quilt, mattress (no.)   | -                 | 0.91          | 136                                 | 117                                 |
| 384            | mosquito net (no.)  | -                 | 1.38          | 245                                 | 221                                 |
| 387            | bedding: others   | -                 | 0.77          | 121                                 | 106                                 |
| 389            | bedding etc.: s.t. (380-387)  | -                 | 8.74          | 538                                 | 497                                 |
| 390            | leather boots, shoes (pair)   | 0.03              | 13.89         | 703                                 | 647                                 |
| 391            | leather sandals, chappals etc. (pair)                                     | 0.02              | 4.47          | 459                                 | 427                                 |
| 392            | other leather footwear (pair)   | 0.01              | 3.92          | 279                                 | 263                                 |
| 393            | rubber / PVC footwear (pair)  | 0.03              | 2.47          | 524                                 | 479                                 |
| 394            | other footwear (pair)   | 0.03              | 5.61          | 571                                 | 455                                 |
| 399            | footwear: s.t. (390-394)  | -                 | 30.36         | 962                                 | 830                                 |
| 400            | books, journals   | -                 | 9.02          | 649                                 | 582                                 |
| 401            | newspapers, periodicals   | -                 | 3.39          | 571                                 | 463                                 |
| 403            | stationery  | -                 | 2.32          | 320                                 | 309                                 |
| 404            | tuition and other fees (school, college, etc.)                            | -                 | 7.58          | 258                                 | 242                                 |
| 405            | private tutor/coaching centre   | -                 | 0.56          | 26                                  | 27                                  |
| 406            | other educational expenses  | -                 | 9.38          | 466                                 | 425                                 |
| 409            | education: s.t. (400-406)   | -                 | 32.32         | 818                                 | 725                                 |
| 410            | medicine  | -                 | 1.63          | 187                                 | 222                                 |
| 414            | other medical expenses  | -                 | 1.35          | 135                                 | 108                                 |
| 419            | medical - institutional: s.t. (410-414)                                   | -                 | 3.63          | 272                                 | 270                                 |
| 420            | medicine  | -                 | 13.20         | 610                                 | 527                                 |
| 421            | X-ray, ECG, pathological test etc.  | -                 | 0.68          | 5                                   | 6                                   |
| 422            | doctor's/surgeon's fee  | -                 | 0.93          | 49                                  | 33                                  |
| 424            | other medical expenses  | -                 | 2.35          | 101                                 | 58                                  |
| 429            | medical - non-institutional: s.t. (420-424)                               | -                 | 17.16         | 651                                 | 547                                 |
| 432            | sports goods, toys etc.   | -                 | 1.42          | 62                                  | 60                                  |
| 435            | photography   | -                 | 2.04          | 154                                 | 142                                 |
| 436            | video cassette / V.C.R. / V.C.P.(hire)                                    | -                 | 1.42          | 54                                  | 40                                  |
| 439            | entertainment : s.t. (430-437)  | -                 | 8.81          | 345                                 | 300                                 |
| 440            | spectacles  | -                 | 0.74          | 6                                   | 6                                   |
| 442            | pen   | -                 | 1.28          | 251                                 | 217                                 |
| 444            | umbrella, raincoat  | -                 | 2.47          | 58                                  | 59                                  |
| 445            | lighter (bidi/cigarette/gas stove)  | -                 | 0.92          | 213                                 | 189                                 |
| 446            | other goods for personal care and effects                                 | -                 | 3.25          | 120                                 | 109                                 |

\* Unless otherwise specified

(Contd.)

NSS Report No. 461: Consumption of Some Important Commodities in India, 1999-2000

**Table 4U: Monthly per capita quantity and value of consumption for non-food items for each State and UT**

| item code      | item  | quantity<br>(kg*) | value<br>(Rs) | Urban                  |                      |
|----------------|---|-------------------|---------------|------------------------|----------------------|
|                |   |                   |               | no. of households      |                      |
|                |   |                   |               | reporting              | consumption          |
| (1)            | (2)   | (3)               | (4)           | per 1000<br>households | sample<br>households |
| (1)            | (2)   | (3)               | (4)           | (5)                    | (6)                  |
| <b>Mizoram</b> |   |                   |               |                        |                      |
| 449            | goods for personal care and effects: s.t. (440-446)       | -                 | 9.21          | 464                    | 394                  |
| 450            | toilet soap   | -                 | 6.56          | 838                    | 724                  |
| 451            | toothbrush, toothpaste etc.                               | -                 | 5.13          | 870                    | 776                  |
| 452            | powder, snow, cream                                       | -                 | 3.74          | 368                    | 314                  |
| 453            | hair oil, lotion, shampoo, hair cream                     | -                 | 5.42          | 650                    | 554                  |
| 455            | shaving blades, shaving stick, razor                      | -                 | 1.51          | 636                    | 520                  |
| 457            | sanitary napkins  | -                 | 3.00          | 445                    | 410                  |
| 458            | other toilet articles                                     | -                 | 1.24          | 151                    | 125                  |
| 459            | toilet articles: s.t. (450-458)                           | -                 | 26.84         | 995                    | 856                  |
| 460            | electric bulb, tubelight                                  | -                 | 2.33          | 516                    | 410                  |
| 465            | bucket, water bottle/feeding bottle & other plastic goods | -                 | 3.22          | 106                    | 104                  |
| 467            | washing soap/soda   | -                 | 8.63          | 962                    | 828                  |
| 468            | other washing requisites                                  | -                 | 3.14          | 467                    | 348                  |
| 471            | flower(fresh) : all purposes                              | -                 | 0.54          | 26                     | 23                   |
| 472            | insecticide, acid etc.                                    | -                 | 0.84          | 47                     | 33                   |
| 473            | other petty articles                                      | -                 | 0.51          | 51                     | 49                   |
| 479            | sundry articles: s.t. (460-473)                           | -                 | 19.74         | 991                    | 847                  |
| 480            | domestic servant/cook                                     | -                 | 4.20          | 23                     | 14                   |
| 482            | barber, beautician etc.                                   | -                 | 2.39          | 276                    | 222                  |
| 484            | tailor  | -                 | 4.13          | 133                    | 109                  |
| 485            | priest  | -                 | 17.81         | 306                    | 251                  |
| 487            | postage & telegram  | -                 | 0.50          | 197                    | 180                  |
| 488            | telephone charges   | -                 | 12.46         | 237                    | 208                  |
| 490            | repair charges for non-durables                           | -                 | 0.83          | 56                     | 32                   |
| 492            | miscellaneous expenses                                    | -                 | 22.01         | 469                    | 385                  |
| 493            | pet animals (incl. birds, fish)                           | -                 | 1.58          | 36                     | 18                   |
| 494            | other consumer services excluding conveyance              | -                 | 1.61          | 38                     | 36                   |
| 499            | consumer services excluding conveyance: s.t. (480-494)    | -                 | 68.18         | 865                    | 708                  |
| 502            | bus/tram fare   | -                 | 14.05         | 581                    | 500                  |
| 503            | taxi, auto-rickshaw fare                                  | -                 | 9.63          | 360                    | 303                  |
| 508            | petrol  | -                 | 6.88          | 59                     | 47                   |
| 513            | other hired conveyance                                    | -                 | 1.62          | 35                     | 31                   |
| 519            | conveyance : s.t. (500-513)                               | -                 | 32.74         | 716                    | 598                  |
| 520            | house rent, garage rent (actual)                          | -                 | 32.83         | 227                    | 167                  |
| 521            | residential land rent                                     | -                 | 3.40          | 31                     | 20                   |
| 529            | rent: s.t. (520-522)                                      | -                 | 36.27         | 258                    | 187                  |
| 539            | house rent, garage rent (imputed- urban only)             | -                 | 87.89         | 425                    | 408                  |
| 540            | water charges   | -                 | 3.71          | 215                    | 185                  |
| 541            | other consumer taxes & cesses                             | -                 | 0.53          | 32                     | 23                   |
| 549            | consumer taxes and cesses: s.t. (540-541)                 | -                 | 4.24          | 239                    | 197                  |
| 550            | bedstead  | -                 | 0.80          | 28                     | 23                   |
| 551            | almirah, dressing table                                   | -                 | 1.80          | 28                     | 38                   |
| 552            | chair, stool, bench, table                                | -                 | 1.14          | 42                     | 41                   |
| 553            | suitcase, trunk, box, handbag and other travel goods      | -                 | 0.55          | 44                     | 41                   |

\* Unless otherwise specified

(Contd.)

NSS Report No. 461: Consumption of Some Important Commodities in India, 1999-2000



**Table 4U: Monthly per capita quantity and value of consumption for non-food items for each State and UT**

| item code       | item   | quantity<br>(kg*) | value<br>(Rs) | Urban                               |                                     |
|-----------------|--|-------------------|---------------|-------------------------------------|-------------------------------------|
|                 |  |                   |               | no. of households                   |                                     |
|                 |  |                   |               | reporting<br>per 1000<br>households | consumption<br>sample<br>households |
| (1)             | (2)  | (3)               | (4)           | (5)                                 | (6)                                 |
| <b>Mizoram</b>  |  |                   |               |                                     |                                     |
| 555             | carpet, daree & other floor mattings                           | -                 | 0.88          | 16                                  | 17                                  |
| 557             | other furniture & fixtures (couch, sofa etc.)                  | -                 | 2.22          | 29                                  | 34                                  |
| 559             | furniture & fixtures: s.t. (550-557)                           | -                 | 7.59          | 162                                 | 165                                 |
| 562             | television   | -                 | 1.67          | 5                                   | 10                                  |
| 565             | tape recorder, CD player                                       | -                 | 1.31          | 17                                  | 21                                  |
| 569             | goods for recreation: s.t.(560-568)                            | -                 | 3.95          | 87                                  | 98                                  |
| 570             | gold ornaments   | -                 | 0.83          | 16                                  | 17                                  |
| 579             | jewellery and ornaments: s.t. (570-573)                        | -                 | 0.92          | 22                                  | 28                                  |
| 580             | stainless steel utensils                                       | -                 | 0.61          | 127                                 | 124                                 |
| 589             | crocery & utensils: s.t. (580-583)                             | -                 | 1.53          | 199                                 | 199                                 |
| 596             | pressure cooker/pressure pan                                   | -                 | 0.76          | 80                                  | 75                                  |
| 597             | refrigerator   | -                 | 0.71          | 8                                   | 8                                   |
| 609             | cooking and household appliances: s.t. (590-600)               | -                 | 2.16          | 182                                 | 154                                 |
| 611             | motor cycle, scooter   | -                 | 3.92          | 8                                   | 3                                   |
| 619             | personal transport equipment: s.t. (610-614)                   | -                 | 4.03          | 15                                  | 10                                  |
| 639             | other personal goods: s.t. (630-632)                           | -                 | 0.72          | 94                                  | 95                                  |
| 642             | residential building & land (cost of repairs only)             | -                 | 3.26          | 64                                  | 53                                  |
| 649             | residential building, land and other durables : s.t. (640-643) | -                 | 3.83          | 87                                  | 87                                  |
| 659             | durable goods : total<br>(559+569+579+589+609+619+629+639+649) | -                 | 24.76         | 388                                 | 367                                 |
| 999             | total non-food   | -                 | 507.00        | 1000                                | 858                                 |
| <b>Nagaland</b> |  |                   |               |                                     |                                     |
| 310             | pan : leaf (no.)   | 0.76              | 1.30          | 49                                  | 11                                  |
| 311             | pan : finished (no.)   | 10.20             | 22.71         | 440                                 | 110                                 |
| 319             | pan: s.t. (310-315)  | -                 | 24.25         | 475                                 | 119                                 |
| 320             | bidi (no.)   | 36.05             | 7.28          | 337                                 | 80                                  |
| 321             | cigarettes (no.)   | 2.67              | 4.45          | 100                                 | 31                                  |
| 322             | leaf tobacco   | 0.71              | 0.63          | 61                                  | 19                                  |
| 327             | other tobacco products (gm)                                    | 5.78              | 0.53          | 63                                  | 13                                  |
| 329             | tobacco: s.t. (320-327)  | -                 | 13.17         | 502                                 | 127                                 |
| 332             | country liquor (litre)   | 0.38              | 4.82          | 107                                 | 28                                  |
| 334             | foreign liquor or refined liquor (litre)                       | 0.14              | 2.47          | 29                                  | 6                                   |
| 339             | intoxicants: s.t. (330-335)                                    | -                 | 7.72          | 130                                 | 34                                  |
| 341             | firewood and chips   | 23.42             | 34.53         | 641                                 | 175                                 |
| 342             | electricity (std. unit)  | 6.27              | 12.46         | 769                                 | 207                                 |
| 345             | kerosene - other sources (litre)                               | 0.65              | 7.14          | 579                                 | 151                                 |
| 346             | matches (box)  | 2.16              | 2.16          | 885                                 | 227                                 |
| 348             | L.P.G.   | 1.71              | 23.37         | 508                                 | 141                                 |
| 350             | charcoal   | 0.44              | 1.53          | 32                                  | 14                                  |
| 351             | candle (no.)   | 2.39              | 4.10          | 778                                 | 202                                 |
| 359             | fuel and light: s.t. (340-353)                                 | -                 | 85.37         | 961                                 | 256                                 |
| 361             | sari (m)   | 0.02              | 0.81          | 69                                  | 23                                  |
| 362             | cloth for shirt, pyjama, salwar etc.(m)                        | 0.07              | 5.05          | 620                                 | 159                                 |

\* Unless otherwise specified

(Contd.)

NSS Report No. 461: Consumption of Some Important Commodities in India, 1999-2000

**Table 4U: Monthly per capita quantity and value of consumption for non-food items for each State and UT**

| item code       | item  | quantity<br>(kg*) | value<br>(Rs) | Urban                               |                                     |
|-----------------|---|-------------------|---------------|-------------------------------------|-------------------------------------|
|                 |   |                   |               | no. of households                   |                                     |
|                 |   |                   |               | reporting<br>per 1000<br>households | consumption<br>sample<br>households |
| (1)             | (2)   | (3)               | (4)           | (5)                                 | (6)                                 |
| <b>Nagaland</b> |   |                   |               |                                     |                                     |
| 363             | cloth for coat, trousers, overcoat etc. (m)                             | 0.04              | 5.88          | 585                                 | 144                                 |
| 364             | chaddar, dupatta, shawl etc.(no.)                                       | 0.02              | 5.49          | 468                                 | 114                                 |
| 365             | lungi (no.)   | -                 | 0.35          | 106                                 | 25                                  |
| 366             | gamchha, towel, handkerchief (no.)                                      | 0.08              | 2.87          | 748                                 | 181                                 |
| 367             | hosiery articles, stockings, under-garments etc.(no.)                   | 0.14              | 5.41          | 867                                 | 229                                 |
| 368             | ready-made garments (no.)   | 0.11              | 21.76         | 946                                 | 251                                 |
| 370             | headwear (no.)  | -                 | 0.32          | 145                                 | 26                                  |
| 371             | knitted garments, sweater, pullover, cardigan, muffler, scarf etc.(no.) | 0.02              | 5.40          | 521                                 | 129                                 |
| 372             | knitting wool, cotton yarn (gm)   | 3.73              | 1.09          | 172                                 | 46                                  |
| 373             | clothing: others  | -                 | 2.80          | 324                                 | 71                                  |
| 379             | clothing: s.t. (360-373)  | -                 | 60.94         | 1000                                | 264                                 |
| 380             | bed sheet, bed cover (no.)  | 0.03              | 4.58          | 799                                 | 211                                 |
| 381             | rug, blanket (no.)  | 0.01              | 7.66          | 307                                 | 64                                  |
| 382             | pillow, quilt, mattress (no.)   | 0.01              | 1.92          | 259                                 | 67                                  |
| 383             | cloth for upholstery, curtain, table-cloth etc. (m)                     | 0.02              | 1.06          | 201                                 | 47                                  |
| 384             | mosquito net (no.)  | -                 | 0.73          | 152                                 | 41                                  |
| 387             | bedding: others   | -                 | 0.82          | 111                                 | 21                                  |
| 389             | bedding etc.: s.t. (380-387)  | -                 | 16.80         | 851                                 | 224                                 |
| 390             | leather boots, shoes (pair)   | 0.03              | 11.78         | 714                                 | 192                                 |
| 391             | leather sandals, chappals etc. (pair)                                   | 0.06              | 5.73          | 914                                 | 235                                 |
| 392             | other leather footwear (pair)   | 0.01              | 3.19          | 268                                 | 65                                  |
| 393             | rubber / PVC footwear (pair)  | 0.01              | 0.72          | 148                                 | 38                                  |
| 394             | other footwear (pair)   | 0.01              | 3.43          | 401                                 | 104                                 |
| 399             | footwear: s.t. (390-394)  | -                 | 24.86         | 991                                 | 261                                 |
| 400             | books, journals   | -                 | 15.38         | 716                                 | 178                                 |
| 401             | newspapers, periodicals   | -                 | 6.18          | 624                                 | 156                                 |
| 403             | stationery  | -                 | 4.08          | 629                                 | 160                                 |
| 404             | tuition and other fees (school, college, etc.)                          | -                 | 42.41         | 612                                 | 163                                 |
| 405             | private tutor/coaching centre   | -                 | 6.11          | 147                                 | 34                                  |
| 406             | other educational expenses  | -                 | 6.72          | 466                                 | 115                                 |
| 409             | education: s.t. (400-406)   | -                 | 81.01         | 847                                 | 224                                 |
| 410             | medicine  | -                 | 7.06          | 409                                 | 99                                  |
| 411             | X-ray, ECG, pathological test etc.                                      | -                 | 1.63          | 96                                  | 16                                  |
| 412             | doctor's/surgeon's fee  | -                 | 1.04          | 193                                 | 31                                  |
| 413             | hospital & nursing home charges   | -                 | 4.10          | 69                                  | 11                                  |
| 414             | other medical expenses  | -                 | 0.82          | 33                                  | 12                                  |
| 419             | medical - institutional: s.t. (410-414)                                 | -                 | 14.66         | 409                                 | 99                                  |
| 420             | medicine  | -                 | 19.33         | 568                                 | 136                                 |
| 421             | X-ray, ECG, pathological test etc.                                      | -                 | 0.85          | 28                                  | 7                                   |
| 422             | doctor's/surgeon's fee  | -                 | 2.90          | 160                                 | 29                                  |
| 424             | other medical expenses  | -                 | 0.97          | 24                                  | 5                                   |
| 429             | medical - non-institutional: s.t. (420-424)                             | -                 | 24.44         | 568                                 | 136                                 |
| 430             | cinema, theatre   | -                 | 1.06          | 66                                  | 19                                  |

\* Unless otherwise specified

(Contd.)

NSS Report No. 461: Consumption of Some Important Commodities in India, 1999-2000

**Table 4U: Monthly per capita quantity and value of consumption for non-food items for each State and UT**

| item code       | item  | quantity<br>(kg*) | value<br>(Rs) | Urban                               |                                     |
|-----------------|---|-------------------|---------------|-------------------------------------|-------------------------------------|
|                 |   |                   |               | no. of households                   |                                     |
|                 |   |                   |               | reporting<br>per 1000<br>households | consumption<br>sample<br>households |
| (1)             | (2)   | (3)               | (4)           | (5)                                 | (6)                                 |
| <b>Nagaland</b> |   |                   |               |                                     |                                     |
| 431             | mela, fair, picnic  | -                 | 4.98          | 34                                  | 6                                   |
| 432             | sports goods, toys etc.                                   | -                 | 2.89          | 68                                  | 19                                  |
| 435             | photography   | -                 | 2.74          | 62                                  | 13                                  |
| 439             | entertainment : s.t. (430-437)                            | -                 | 14.04         | 255                                 | 67                                  |
| 440             | spectacles  | -                 | 0.68          | 5                                   | 1                                   |
| 441             | torch   | -                 | 1.09          | 74                                  | 18                                  |
| 442             | pen   | -                 | 1.19          | 202                                 | 58                                  |
| 443             | lock  | -                 | 0.66          | 71                                  | 13                                  |
| 444             | umbrella, raincoat  | -                 | 3.68          | 106                                 | 16                                  |
| 446             | other goods for personal care and effects                 | -                 | 1.54          | 167                                 | 49                                  |
| 449             | goods for personal care and effects: s.t. (440-446)       | -                 | 9.06          | 470                                 | 119                                 |
| 450             | toilet soap   | -                 | 8.10          | 972                                 | 259                                 |
| 451             | toothbrush, toothpaste etc.                               | -                 | 5.72          | 910                                 | 244                                 |
| 452             | powder, snow, cream                                       | -                 | 6.99          | 569                                 | 139                                 |
| 453             | hair oil, lotion, shampoo, hair cream                     | -                 | 6.62          | 818                                 | 219                                 |
| 455             | shaving blades, shaving stick, razor                      | -                 | 1.68          | 561                                 | 155                                 |
| 458             | other toilet articles                                     | -                 | 1.93          | 223                                 | 60                                  |
| 459             | toilet articles: s.t. (450-458)                           | -                 | 32.03         | 984                                 | 262                                 |
| 460             | electric bulb, tubelight                                  | -                 | 2.19          | 463                                 | 135                                 |
| 461             | electric batteries  | -                 | 0.64          | 112                                 | 34                                  |
| 464             | glassware   | -                 | 1.18          | 59                                  | 14                                  |
| 465             | bucket, water bottle/feeding bottle & other plastic goods | -                 | 3.21          | 133                                 | 31                                  |
| 466             | coir, rope etc.   | -                 | 0.61          | 49                                  | 10                                  |
| 467             | washing soap/soda   | -                 | 10.08         | 959                                 | 255                                 |
| 468             | other washing requisites                                  | -                 | 1.50          | 495                                 | 128                                 |
| 470             | agarbati  | -                 | 0.50          | 123                                 | 33                                  |
| 473             | other petty articles                                      | -                 | 0.83          | 112                                 | 34                                  |
| 479             | sundry articles: s.t. (460-473)                           | -                 | 21.43         | 984                                 | 262                                 |
| 480             | domestic servant/cook                                     | -                 | 2.01          | 32                                  | 6                                   |
| 482             | barber, beautician etc.                                   | -                 | 5.68          | 749                                 | 195                                 |
| 483             | washerman, laundry, ironing                               | -                 | 1.56          | 135                                 | 28                                  |
| 484             | tailor  | -                 | 4.91          | 110                                 | 28                                  |
| 485             | priest  | -                 | 0.84          | 30                                  | 10                                  |
| 487             | postage & telegram  | -                 | 1.65          | 342                                 | 88                                  |
| 488             | telephone charges   | -                 | 14.87         | 389                                 | 101                                 |
| 490             | repair charges for non-durables                           | -                 | 1.56          | 79                                  | 17                                  |
| 491             | grinding charges  | -                 | 0.59          | 60                                  | 17                                  |
| 492             | miscellaneous expenses                                    | -                 | 12.23         | 586                                 | 153                                 |
| 493             | pet animals (incl. birds, fish)                           | -                 | 2.36          | 66                                  | 19                                  |
| 494             | other consumer services excluding conveyance              | -                 | 0.54          | 41                                  | 5                                   |
| 499             | consumer services excluding conveyance: s.t. (480-494)    | -                 | 48.81         | 951                                 | 247                                 |
| 502             | bus/tram fare   | -                 | 29.68         | 604                                 | 160                                 |
| 503             | taxi, auto-rickshaw fare                                  | -                 | 10.34         | 264                                 | 50                                  |
| 505             | rickshaw (hand drawn & cycle) fare                        | -                 | 1.78          | 137                                 | 13                                  |

\* Unless otherwise specified

(Contd.)

NSS Report No. 461: Consumption of Some Important Commodities in India, 1999-2000

**Table 4U: Monthly per capita quantity and value of consumption for non-food items for each State and UT**

| item code       | item   | quantity<br>(kg*) | value<br>(Rs) | Urban                               |                                     |
|-----------------|--|-------------------|---------------|-------------------------------------|-------------------------------------|
|                 |  |                   |               | no. of households                   |                                     |
|                 |  |                   |               | reporting<br>per 1000<br>households | consumption<br>sample<br>households |
| (1)             | (2)  | (3)               | (4)           | (5)                                 | (6)                                 |
| <b>Nagaland</b> |  |                   |               |                                     |                                     |
| 508             | petrol   | -                 | 16.16         | 103                                 | 24                                  |
| 511             | lubricating oil  | -                 | 0.82          | 32                                  | 5                                   |
| 512             | school bus/van   | -                 | 2.68          | 66                                  | 13                                  |
| 513             | other hired conveyance   | -                 | 2.14          | 27                                  | 6                                   |
| 519             | conveyance : s.t. (500-513)                                    | -                 | 64.50         | 782                                 | 204                                 |
| 520             | house rent, garage rent (actual)                               | -                 | 68.02         | 577                                 | 153                                 |
| 521             | residential land rent  | -                 | 1.29          | 18                                  | 7                                   |
| 522             | consumer rent (other goods)                                    | -                 | 2.75          | 16                                  | 2                                   |
| 529             | rent: s.t. (520-522)   | -                 | 72.05         | 611                                 | 162                                 |
| 539             | house rent, garage rent (imputed- urban only)                  | -                 | 64.53         | 330                                 | 83                                  |
| 540             | water charges  | -                 | 0.52          | 91                                  | 27                                  |
| 549             | consumer taxes and cesses: s.t. (540-541)                      | -                 | 0.52          | 91                                  | 27                                  |
| 551             | almirah, dressing table  | -                 | 1.07          | 26                                  | 7                                   |
| 552             | chair, stool, bench, table                                     | -                 | 1.42          | 65                                  | 14                                  |
| 553             | suitcase, trunk, box, handbag and other travel goods           | -                 | 1.66          | 85                                  | 18                                  |
| 559             | furniture & fixtures: s.t. (550-557)                           | -                 | 5.24          | 199                                 | 40                                  |
| 562             | television   | -                 | 7.89          | 43                                  | 9                                   |
| 565             | tape recorder, CD player                                       | -                 | 2.05          | 71                                  | 11                                  |
| 569             | goods for recreation: s.t.(560-568)                            | -                 | 11.12         | 204                                 | 41                                  |
| 570             | gold ornaments   | -                 | 1.30          | 46                                  | 6                                   |
| 579             | jewellery and ornaments: s.t. (570-573)                        | -                 | 2.43          | 196                                 | 38                                  |
| 580             | stainless steel utensils                                       | -                 | 0.73          | 148                                 | 35                                  |
| 581             | other metal utensils   | -                 | 0.67          | 106                                 | 22                                  |
| 583             | other crockery & utensils                                      | -                 | 1.79          | 321                                 | 70                                  |
| 589             | crockery & utensils: s.t. (580-583)                            | -                 | 3.33          | 390                                 | 91                                  |
| 593             | sewing machine   | -                 | 2.11          | 22                                  | 3                                   |
| 596             | pressure cooker/pressure pan                                   | -                 | 1.14          | 83                                  | 12                                  |
| 600             | other cooking/household appliances                             | -                 | 0.64          | 102                                 | 16                                  |
| 609             | cooking and household appliances: s.t. (590-600)               | -                 | 4.42          | 264                                 | 42                                  |
| 612             | motor car, jeep  | -                 | 2.67          | 52                                  | 7                                   |
| 619             | personal transport equipment: s.t. (610-614)                   | -                 | 2.94          | 85                                  | 14                                  |
| 639             | other personal goods: s.t. (630-632)                           | -                 | 2.45          | 208                                 | 44                                  |
| 641             | plugs, switches & other electrical fittings                    | -                 | 0.57          | 142                                 | 26                                  |
| 642             | residential building & land (cost of repairs only)             | -                 | 2.03          | 124                                 | 34                                  |
| 649             | residential building, land and other durables : s.t. (640-643) | -                 | 2.84          | 223                                 | 51                                  |
| 659             | durable goods : total<br>(559+569+579+589+609+619+629+639+649) | -                 | 34.84         | 628                                 | 149                                 |
| 999             | total non-food   | -                 | 651.00        | 1000                                | 264                                 |
| <b>Orissa</b>   |  |                   |               |                                     |                                     |
| 310             | pan : leaf (no.)   | 3.77              | 1.09          | 153                                 | 149                                 |
| 311             | pan : finished (no.)   | 5.01              | 3.85          | 238                                 | 272                                 |
| 312             | supari (gm)  | 4.80              | 0.73          | 100                                 | 95                                  |
| 313             | lime (gm)  | 2.54              | 0.05          | 121                                 | 111                                 |

\* Unless otherwise specified

(Contd.)

NSS Report No. 461: Consumption of Some Important Commodities in India, 1999-2000

**Table 4U: Monthly per capita quantity and value of consumption for non-food items for each State and UT**

| item code     | item  | quantity<br>(kg*) | value<br>(Rs) | Urban                  |                      |
|---------------|---|-------------------|---------------|------------------------|----------------------|
|               |   |                   |               | no. of households      |                      |
|               |   |                   |               | reporting              | consumption          |
| (1)           | (2)   | (3)               | (4)           | per 1000<br>households | sample<br>households |
| (1)           | (2)   | (3)               | (4)           | (5)                    | (6)                  |
| <b>Orissa</b> |   |                   |               |                        |                      |
| 319           | pan: s.t. (310-315)                                   | -                 | 6.19          | 377                    | 406                  |
| 320           | bidi (no.)  | 5.69              | 0.70          | 129                    | 136                  |
| 321           | cigarettes (no.)                                      | 1.06              | 1.14          | 53                     | 70                   |
| 327           | other tobacco products (gm)                           | 18.39             | 1.07          | 306                    | 308                  |
| 329           | tobacco: s.t. (320-327)                               | -                 | 3.20          | 474                    | 487                  |
| 332           | country liquor (litre)                                | 0.12              | 2.21          | 110                    | 109                  |
| 339           | intoxicants: s.t. (330-335)                           | -                 | 2.69          | 130                    | 134                  |
| 340           | coke  | 0.98              | 1.15          | 39                     | 41                   |
| 341           | firewood and chips                                    | 13.42             | 12.04         | 518                    | 450                  |
| 342           | electricity (std. unit)                               | 15.03             | 19.27         | 608                    | 683                  |
| 344           | kerosene - P.D.S. (litre)                             | 0.46              | 1.69          | 556                    | 537                  |
| 345           | kerosene - other sources (litre)                      | 0.93              | 7.29          | 511                    | 520                  |
| 346           | matches (box)   | 1.03              | 0.52          | 930                    | 964                  |
| 347           | coal  | 1.36              | 1.22          | 56                     | 67                   |
| 348           | L.P.G.  | 0.59              | 7.48          | 171                    | 283                  |
| 351           | candle (no.)  | 0.09              | 0.17          | 126                    | 178                  |
| 359           | fuel and light: s.t. (340-353)                        | -                 | 51.66         | 970                    | 1019                 |
| 360           | dhoti (m)   | 0.04              | 0.66          | 234                    | 289                  |
| 361           | sari (m)  | 0.27              | 9.98          | 855                    | 893                  |
| 362           | cloth for shirt, pyjama, salwar etc.(m)               | 0.06              | 3.71          | 651                    | 687                  |
| 363           | cloth for coat, trousers, overcoat etc. (m)           | 0.03              | 3.59          | 441                    | 472                  |
| 364           | chaddar, dupatta, shawl etc.(no.)                     | 0.01              | 1.05          | 283                    | 363                  |
| 365           | lungi (no.)   | 0.04              | 2.41          | 848                    | 898                  |
| 366           | gamchha, towel, handkerchief (no.)                    | 0.06              | 1.79          | 936                    | 983                  |
| 367           | hosiery articles, stockings, under-garments etc.(no.) | 0.10              | 3.66          | 890                    | 905                  |
| 368           | ready-made garments (no.)                             | 0.08              | 8.55          | 863                    | 896                  |
| 373           | clothing: others                                      | -                 | 0.36          | 105                    | 116                  |
| 379           | clothing: s.t. (360-373)                              | -                 | 36.17         | 994                    | 1041                 |
| 380           | bed sheet, bed cover (no.)                            | 0.01              | 1.20          | 326                    | 406                  |
| 385           | mats and matting (no.)                                | -                 | 0.19          | 114                    | 118                  |
| 389           | bedding etc.: s.t. (380-387)                          | -                 | 2.18          | 441                    | 519                  |
| 390           | leather boots, shoes (pair)                           | -                 | 1.20          | 118                    | 162                  |
| 391           | leather sandals, chappals etc. (pair)                 | 0.02              | 1.91          | 324                    | 397                  |
| 392           | other leather footwear (pair)                         | 0.01              | 0.70          | 203                    | 221                  |
| 393           | rubber / PVC footwear (pair)                          | 0.04              | 1.32          | 692                    | 690                  |
| 394           | other footwear (pair)                                 | 0.01              | 0.39          | 198                    | 238                  |
| 399           | footwear: s.t. (390-394)                              | -                 | 5.52          | 938                    | 980                  |
| 400           | books, journals                                       | -                 | 4.80          | 521                    | 589                  |
| 401           | newspapers, periodicals                               | -                 | 0.72          | 112                    | 178                  |
| 403           | stationery  | -                 | 1.62          | 464                    | 520                  |
| 404           | tuition and other fees (school, college, etc.)        | -                 | 2.65          | 186                    | 217                  |
| 405           | private tutor/coaching centre                         | -                 | 6.73          | 213                    | 236                  |
| 406           | other educational expenses                            | -                 | 0.81          | 252                    | 284                  |
| 409           | education: s.t. (400-406)                             | -                 | 17.37         | 580                    | 662                  |

\* Unless otherwise specified

(Contd.)

NSS Report No. 461: Consumption of Some Important Commodities in India, 1999-2000

**Table 4U: Monthly per capita quantity and value of consumption for non-food items for each State and UT**

| item code     | item   | quantity<br>(kg*) | value<br>(Rs) | Urban                               |                                     |
|---------------|--|-------------------|---------------|-------------------------------------|-------------------------------------|
|               |  |                   |               | no. of households                   |                                     |
|               |  |                   |               | reporting<br>per 1000<br>households | consumption<br>sample<br>households |
| (1)           | (2)  | (3)               | (4)           | (5)                                 | (6)                                 |
| <b>Orissa</b> |  |                   |               |                                     |                                     |
| 410           | medicine   | -                 | 5.67          | 216                                 | 237                                 |
| 419           | medical - institutional: s.t. (410-414)                | -                 | 6.84          | 218                                 | 242                                 |
| 420           | medicine   | -                 | 22.14         | 602                                 | 644                                 |
| 421           | X-ray, ECG, pathological test etc.                     | -                 | 0.55          | 19                                  | 26                                  |
| 422           | doctor's/surgeon's fee                                 | -                 | 1.15          | 113                                 | 137                                 |
| 429           | medical - non-institutional: s.t. (420-424)            | -                 | 23.99         | 607                                 | 653                                 |
| 430           | cinema, theatre  | -                 | 1.05          | 129                                 | 175                                 |
| 432           | sports goods, toys etc.                                | -                 | 0.60          | 16                                  | 24                                  |
| 439           | entertainment : s.t. (430-437)                         | -                 | 2.86          | 185                                 | 248                                 |
| 444           | umbrella, raincoat                                     | -                 | 0.83          | 40                                  | 55                                  |
| 449           | goods for personal care and effects: s.t. (440-446)    | -                 | 1.66          | 173                                 | 208                                 |
| 450           | toilet soap  | -                 | 4.91          | 975                                 | 1026                                |
| 451           | toothbrush, toothpaste etc.                            | -                 | 3.24          | 729                                 | 749                                 |
| 452           | powder, snow, cream                                    | -                 | 2.19          | 402                                 | 458                                 |
| 453           | hair oil, lotion, shampoo, hair cream                  | -                 | 4.43          | 977                                 | 1022                                |
| 455           | shaving blades, shaving stick, razor                   | -                 | 0.83          | 595                                 | 660                                 |
| 456           | shaving cream  | -                 | 0.31          | 151                                 | 175                                 |
| 458           | other toilet articles                                  | -                 | 0.73          | 261                                 | 297                                 |
| 459           | toilet articles: s.t. (450-458)                        | -                 | 16.93         | 999                                 | 1046                                |
| 460           | electric bulb, tubelight                               | -                 | 1.03          | 204                                 | 273                                 |
| 467           | washing soap/soda                                      | -                 | 4.80          | 938                                 | 986                                 |
| 468           | other washing requisites                               | -                 | 1.22          | 325                                 | 357                                 |
| 470           | agarbati   | -                 | 1.64          | 684                                 | 751                                 |
| 473           | other petty articles                                   | -                 | 0.44          | 173                                 | 212                                 |
| 479           | sundry articles: s.t. (460-473)                        | -                 | 10.05         | 996                                 | 1044                                |
| 480           | domestic servant/cook                                  | -                 | 0.94          | 30                                  | 70                                  |
| 482           | barber, beautician etc.                                | -                 | 2.70          | 861                                 | 903                                 |
| 483           | washerwoman, laundry, ironing                          | -                 | 1.11          | 272                                 | 322                                 |
| 484           | tailor   | -                 | 2.03          | 84                                  | 83                                  |
| 485           | priest   | -                 | 0.33          | 114                                 | 127                                 |
| 487           | postage & telegram                                     | -                 | 0.49          | 267                                 | 312                                 |
| 488           | telephone charges                                      | -                 | 4.57          | 120                                 | 184                                 |
| 492           | miscellaneous expenses                                 | -                 | 0.82          | 184                                 | 223                                 |
| 499           | consumer services excluding conveyance: s.t. (480-494) | -                 | 14.16         | 945                                 | 997                                 |
| 501           | railway fare   | -                 | 1.82          | 11                                  | 12                                  |
| 502           | bus/tram fare  | -                 | 8.84          | 376                                 | 421                                 |
| 503           | taxi, auto-rickshaw fare                               | -                 | 0.73          | 59                                  | 81                                  |
| 505           | rickshaw (hand drawn & cycle) fare                     | -                 | 1.10          | 88                                  | 95                                  |
| 508           | petrol   | -                 | 7.52          | 118                                 | 187                                 |
| 519           | conveyance : s.t. (500-513)                            | -                 | 20.55         | 512                                 | 601                                 |
| 520           | house rent, garage rent (actual)                       | -                 | 23.35         | 297                                 | 337                                 |
| 521           | residential land rent                                  | -                 | 4.16          | 186                                 | 166                                 |
| 529           | rent: s.t. (520-522)                                   | -                 | 27.56         | 486                                 | 506                                 |
| 539           | house rent, garage rent (imputed- urban only)          | -                 | 71.55         | 613                                 | 601                                 |

\* Unless otherwise specified

(Contd.)

NSS Report No. 461: Consumption of Some Important Commodities in India, 1999-2000

**Table 4U: Monthly per capita quantity and value of consumption for non-food items for each State and UT**

| item code     | item   | quantity<br>(kg*) | value<br>(Rs) | Urban                               |                                     |
|---------------|--|-------------------|---------------|-------------------------------------|-------------------------------------|
|               |  |                   |               | no. of households                   |                                     |
|               |  |                   |               | reporting<br>per 1000<br>households | consumption<br>sample<br>households |
| (1)           | (2)  | (3)               | (4)           | (5)                                 | (6)                                 |
| <b>Orissa</b> |  |                   |               |                                     |                                     |
| 540           | water charges  | -                 | 1.04          | 115                                 | 133                                 |
| 549           | consumer taxes and cesses: s.t. (540-541)                      | -                 | 1.27          | 194                                 | 229                                 |
| 562           | television   | -                 | 1.52          | 76                                  | 91                                  |
| 569           | goods for recreation: s.t.(560-568)                            | -                 | 1.66          | 106                                 | 126                                 |
| 570           | gold ornaments   | -                 | 2.04          | 26                                  | 36                                  |
| 579           | jewellery and ornaments: s.t. (570-573)                        | -                 | 2.24          | 97                                  | 119                                 |
| 580           | stainless steel utensils                                       | -                 | 0.47          | 159                                 | 193                                 |
| 589           | crocery & utensils: s.t. (580-583)                             | -                 | 0.69          | 224                                 | 266                                 |
| 595           | stove  | -                 | 0.16          | 129                                 | 118                                 |
| 609           | cooking and household appliances: s.t. (590-600)               | -                 | 0.83          | 189                                 | 201                                 |
| 610           | bicycle  | -                 | 1.85          | 568                                 | 582                                 |
| 611           | motor cycle, scooter   | -                 | 2.33          | 111                                 | 182                                 |
| 613           | tyres & tubes  | 0.01              | 0.60          | 198                                 | 219                                 |
| 619           | personal transport equipment: s.t. (610-614)                   | -                 | 4.94          | 621                                 | 663                                 |
| 642           | residential building & land (cost of repairs only)             | -                 | 4.29          | 409                                 | 401                                 |
| 649           | residential building, land and other durables : s.t. (640-643) | -                 | 4.45          | 428                                 | 426                                 |
| 659           | durable goods : total<br>(559+569+579+589+609+619+629+639+649) | -                 | 15.38         | 876                                 | 902                                 |
| 999           | total non-food   | -                 | 266.00        | 1000                                | 1050                                |
| <b>Punjab</b> |  |                   |               |                                     |                                     |
| 319           | pan: s.t. (310-315)  | -                 | 0.63          | 29                                  | 42                                  |
| 320           | bidi (no.)   | 22.25             | 3.48          | 193                                 | 291                                 |
| 321           | cigarettes (no.)   | 0.94              | 1.16          | 32                                  | 70                                  |
| 326           | zarda, kimam, surti (gm)                                       | 4.45              | 0.64          | 58                                  | 77                                  |
| 329           | tobacco: s.t. (320-327)  | -                 | 5.38          | 269                                 | 414                                 |
| 332           | country liquor (litre)   | 0.35              | 5.71          | 84                                  | 156                                 |
| 334           | foreign liquor or refined liquor (litre)                       | 0.06              | 3.08          | 31                                  | 86                                  |
| 339           | intoxicants: s.t. (330-335)                                    | -                 | 9.24          | 119                                 | 245                                 |
| 341           | firewood and chips   | 2.86              | 4.23          | 193                                 | 352                                 |
| 342           | electricity (std. unit)  | 22.34             | 41.71         | 907                                 | 1755                                |
| 343           | dung cake  | -                 | 2.61          | 126                                 | 241                                 |
| 344           | kerosene - P.D.S. (litre)                                      | 0.72              | 2.31          | 307                                 | 532                                 |
| 345           | kerosene - other sources (litre)                               | 0.82              | 8.64          | 363                                 | 590                                 |
| 346           | matches (box)  | 1.84              | 1.15          | 893                                 | 1659                                |
| 348           | L.P.G.   | 1.57              | 19.93         | 492                                 | 1055                                |
| 351           | candle (no.)   | 0.58              | 0.99          | 565                                 | 1101                                |
| 359           | fuel and light: s.t. (340-353)                                 | -                 | 82.05         | 995                                 | 1873                                |
| 361           | sari (m)   | 0.02              | 1.45          | 95                                  | 171                                 |
| 362           | cloth for shirt, pyjama, salwar etc.(m)                        | 0.39              | 18.84         | 967                                 | 1801                                |
| 363           | cloth for coat, trousers, overcoat etc. (m)                    | 0.09              | 9.56          | 779                                 | 1477                                |
| 364           | chaddar, dupatta, shawl etc.(no.)                              | 0.05              | 3.95          | 724                                 | 1389                                |
| 365           | lungi (no.)  | 0.01              | 0.31          | 202                                 | 348                                 |
| 366           | gamchha, towel, handkerchief (no.)                             | 0.08              | 2.78          | 873                                 | 1629                                |

\* Unless otherwise specified

(Contd.)

NSS Report No. 461: Consumption of Some Important Commodities in India, 1999-2000

**Table 4U: Monthly per capita quantity and value of consumption for non-food items for each State and UT**

| item code     | item  | quantity<br>(kg*) | value<br>(Rs) | Urban                               |                                     |
|---------------|---|-------------------|---------------|-------------------------------------|-------------------------------------|
|               |   |                   |               | no. of households                   |                                     |
|               |   |                   |               | reporting<br>per 1000<br>households | consumption<br>sample<br>households |
| (1)           | (2)   | (3)               | (4)           | (5)                                 | (6)                                 |
| <b>Punjab</b> |   |                   |               |                                     |                                     |
| 367           | hosiery articles, stockings, under-garments etc.(no.)                     | 0.15              | 4.26          | 843                                 | 1637                                |
| 368           | ready-made garments (no.)   | 0.04              | 7.06          | 534                                 | 1073                                |
| 370           | headwear (no.)  | 0.01              | 1.29          | 183                                 | 379                                 |
| 371           | knitted garments, swea- ter, pullover, cardigan, muffler, scarf etc.(no.) | 0.04              | 6.95          | 508                                 | 948                                 |
| 372           | knitting wool, cotton yarn (gm)   | 1.54              | 0.54          | 106                                 | 213                                 |
| 373           | clothing: others  | -                 | 1.07          | 133                                 | 223                                 |
| 379           | clothing: s.t. (360-373)  | -                 | 58.24         | 995                                 | 1872                                |
| 380           | bed sheet, bed cover (no.)  | 0.03              | 2.81          | 515                                 | 1001                                |
| 381           | rug, blanket (no.)  | -                 | 1.07          | 133                                 | 264                                 |
| 389           | bedding etc.: s.t. (380-387)  | -                 | 4.59          | 571                                 | 1100                                |
| 390           | leather boots, shoes (pair)   | 0.03              | 9.36          | 733                                 | 1430                                |
| 391           | leather sandals, chappals etc. (pair)                                     | 0.02              | 3.59          | 559                                 | 1135                                |
| 392           | other leather footwear (pair)   | 0.01              | 1.00          | 180                                 | 362                                 |
| 393           | rubber / PVC footwear (pair)  | 0.08              | 2.87          | 906                                 | 1741                                |
| 394           | other footwear (pair)   | 0.01              | 0.90          | 210                                 | 341                                 |
| 399           | footwear: s.t. (390-394)  | -                 | 17.70         | 997                                 | 1876                                |
| 400           | books, journals   | -                 | 10.32         | 547                                 | 1105                                |
| 401           | newspapers, periodicals   | -                 | 1.66          | 138                                 | 314                                 |
| 403           | stationery  | -                 | 4.39          | 524                                 | 1051                                |
| 404           | tuition and other fees (school, college, etc.)                            | -                 | 22.80         | 537                                 | 1080                                |
| 405           | private tutor/coaching centre   | -                 | 4.61          | 127                                 | 270                                 |
| 406           | other educational expenses  | -                 | 2.63          | 224                                 | 436                                 |
| 409           | education: s.t. (400-406)   | -                 | 46.38         | 605                                 | 1217                                |
| 410           | medicine  | -                 | 4.54          | 90                                  | 200                                 |
| 411           | X-ray, ECG, pathological test etc.  | -                 | 1.61          | 46                                  | 100                                 |
| 412           | doctor's/surgeon's fee  | -                 | 1.22          | 52                                  | 124                                 |
| 413           | hospital & nursing home charges   | -                 | 5.67          | 48                                  | 108                                 |
| 414           | other medical expenses  | -                 | 0.83          | 32                                  | 70                                  |
| 419           | medical - institutional: s.t. (410-414)                                   | -                 | 13.88         | 100                                 | 214                                 |
| 420           | medicine  | -                 | 35.31         | 767                                 | 1472                                |
| 421           | X-ray, ECG, pathological test etc.  | -                 | 0.77          | 27                                  | 52                                  |
| 422           | doctor's/surgeon's fee  | -                 | 3.47          | 239                                 | 465                                 |
| 424           | other medical expenses  | -                 | 0.55          | 14                                  | 26                                  |
| 429           | medical - non-institutional: s.t. (420-424)                               | -                 | 40.11         | 779                                 | 1497                                |
| 430           | cinema, theatre   | -                 | 1.73          | 143                                 | 232                                 |
| 432           | sports goods, toys etc.   | -                 | 0.58          | 29                                  | 62                                  |
| 439           | entertainment : s.t. (430-437)  | -                 | 5.24          | 257                                 | 459                                 |
| 446           | other goods for personal care and effects                                 | -                 | 1.86          | 115                                 | 177                                 |
| 449           | goods for personal care and effects: s.t. (440-446)                       | -                 | 3.32          | 221                                 | 376                                 |
| 450           | toilet soap   | -                 | 9.47          | 984                                 | 1867                                |
| 451           | toothbrush, toothpaste etc.   | -                 | 4.78          | 908                                 | 1723                                |
| 452           | powder, snow, cream   | -                 | 2.55          | 390                                 | 781                                 |
| 453           | hair oil, lotion, shampoo, hair cream                                     | -                 | 4.67          | 889                                 | 1660                                |

\* Unless otherwise specified

(Contd.)

NSS Report No. 461: Consumption of Some Important Commodities in India, 1999-2000



**Table 4U: Monthly per capita quantity and value of consumption for non-food items for each State and UT**

| item code     | item  | quantity<br>(kg*) | value<br>(Rs) | Urban                               |                                     |
|---------------|---|-------------------|---------------|-------------------------------------|-------------------------------------|
|               |   |                   |               | no. of households                   |                                     |
|               |   |                   |               | reporting<br>per 1000<br>households | consumption<br>sample<br>households |
| (1)           | (2)   | (3)               | (4)           | (5)                                 | (6)                                 |
| <b>Punjab</b> |   |                   |               |                                     |                                     |
| 454           | comb  | -                 | 0.21          | 134                                 | 230                                 |
| 455           | shaving blades, shaving stick, razor                      | -                 | 1.19          | 433                                 | 792                                 |
| 456           | shaving cream   | -                 | 0.78          | 258                                 | 468                                 |
| 457           | sanitary napkins  | -                 | 0.75          | 80                                  | 181                                 |
| 458           | other toilet articles                                     | -                 | 1.63          | 247                                 | 451                                 |
| 459           | toilet articles: s.t. (450-458)                           | -                 | 26.03         | 993                                 | 1879                                |
| 460           | electric bulb, tubelight                                  | -                 | 1.87          | 362                                 | 709                                 |
| 464           | glassware   | -                 | 0.84          | 71                                  | 145                                 |
| 465           | bucket, water bottle/feeding bottle & other plastic goods | -                 | 0.69          | 78                                  | 129                                 |
| 467           | washing soap/soda   | -                 | 14.83         | 961                                 | 1822                                |
| 468           | other washing requisites                                  | -                 | 1.95          | 450                                 | 898                                 |
| 470           | agarbati  | -                 | 1.52          | 553                                 | 1055                                |
| 473           | other petty articles                                      | -                 | 1.39          | 235                                 | 423                                 |
| 479           | sundry articles: s.t. (460-473)                           | -                 | 23.75         | 985                                 | 1865                                |
| 480           | domestic servant/cook                                     | -                 | 1.53          | 21                                  | 66                                  |
| 481           | sweeper   | -                 | 1.82          | 187                                 | 344                                 |
| 482           | barber, beautician etc.                                   | -                 | 3.40          | 600                                 | 1106                                |
| 483           | washerman, laundry, ironing                               | -                 | 2.20          | 167                                 | 326                                 |
| 484           | tailor  | -                 | 7.74          | 235                                 | 475                                 |
| 485           | priest  | -                 | 0.61          | 52                                  | 112                                 |
| 487           | postage & telegram  | -                 | 0.86          | 200                                 | 344                                 |
| 488           | telephone charges   | -                 | 12.97         | 298                                 | 627                                 |
| 491           | grinding charges  | -                 | 2.05          | 293                                 | 602                                 |
| 492           | miscellaneous expenses                                    | -                 | 2.36          | 208                                 | 401                                 |
| 493           | pet animals (incl. birds, fish)                           | -                 | 0.59          | 21                                  | 32                                  |
| 494           | other consumer services excluding conveyance              | -                 | 0.77          | 56                                  | 112                                 |
| 499           | consumer services excluding conveyance: s.t. (480-494)    | -                 | 37.24         | 910                                 | 1734                                |
| 501           | railway fare  | -                 | 1.39          | 30                                  | 65                                  |
| 502           | bus/tram fare   | -                 | 12.23         | 367                                 | 726                                 |
| 503           | taxi, auto-rickshaw fare                                  | -                 | 1.88          | 203                                 | 390                                 |
| 505           | rickshaw (hand drawn & cycle) fare                        | -                 | 1.48          | 138                                 | 290                                 |
| 508           | petrol  | -                 | 29.26         | 266                                 | 619                                 |
| 511           | lubricating oil   | -                 | 0.61          | 65                                  | 165                                 |
| 512           | school bus/van  | -                 | 1.24          | 23                                  | 50                                  |
| 519           | conveyance : s.t. (500-513)                               | -                 | 49.08         | 663                                 | 1341                                |
| 520           | house rent, garage rent (actual)                          | -                 | 19.99         | 260                                 | 418                                 |
| 521           | residential land rent                                     | -                 | 3.82          | 50                                  | 73                                  |
| 529           | rent: s.t. (520-522)                                      | -                 | 23.81         | 309                                 | 491                                 |
| 539           | house rent, garage rent (imputed- urban only)             | -                 | 182.77        | 613                                 | 1266                                |
| 540           | water charges   | -                 | 2.52          | 313                                 | 680                                 |
| 549           | consumer taxes and cesses: s.t. (540-541)                 | -                 | 2.97          | 319                                 | 705                                 |
| 559           | furniture & fixtures: s.t. (550-557)                      | -                 | 1.09          | 82                                  | 145                                 |
| 562           | television  | -                 | 2.16          | 71                                  | 158                                 |
| 565           | tape recorder, CD player                                  | -                 | 0.60          | 27                                  | 74                                  |

\* Unless otherwise specified

(Contd.)

NSS Report No. 461: Consumption of Some Important Commodities in India, 1999-2000

**Table 4U: Monthly per capita quantity and value of consumption for non-food items for each State and UT**

| item code        | item   | quantity<br>(kg*) | value<br>(Rs) | Urban                               |                                     |
|------------------|--|-------------------|---------------|-------------------------------------|-------------------------------------|
|                  |  |                   |               | no. of households                   |                                     |
|                  |  |                   |               | reporting<br>per 1000<br>households | consumption<br>sample<br>households |
| (1)              | (2)  | (3)               | (4)           | (5)                                 | (6)                                 |
| <b>Punjab</b>    |  |                   |               |                                     |                                     |
| 569              | goods for recreation: s.t.(560-568)                            | -                 | 3.03          | 143                                 | 332                                 |
| 570              | gold ornaments   | -                 | 0.95          | 9                                   | 17                                  |
| 579              | jewellery and ornaments: s.t. (570-573)                        | -                 | 1.01          | 18                                  | 30                                  |
| 580              | stainless steel utensils                                       | -                 | 0.80          | 186                                 | 366                                 |
| 589              | crocery & utensils: s.t. (580-583)                             | -                 | 1.16          | 226                                 | 430                                 |
| 590              | electric fan   | -                 | 0.65          | 129                                 | 251                                 |
| 595              | stove  | -                 | 0.21          | 199                                 | 344                                 |
| 597              | refrigerator   | -                 | 0.63          | 23                                  | 56                                  |
| 609              | cooking and household appliances: s.t. (590-600)               | -                 | 2.48          | 395                                 | 726                                 |
| 610              | bicycle  | -                 | 1.99          | 514                                 | 988                                 |
| 611              | motor cycle, scooter   | -                 | 5.31          | 254                                 | 584                                 |
| 612              | motor car, jeep  | -                 | 5.33          | 39                                  | 82                                  |
| 613              | tyres & tubes  | -                 | 0.47          | 134                                 | 223                                 |
| 619              | personal transport equipment: s.t. (610-614)                   | -                 | 13.16         | 655                                 | 1274                                |
| 639              | other personal goods: s.t. (630-632)                           | -                 | 0.17          | 112                                 | 214                                 |
| 642              | residential building & land (cost of repairs only)             | -                 | 3.14          | 66                                  | 162                                 |
| 649              | residential building, land and other durables : s.t. (640-643) | -                 | 3.36          | 83                                  | 198                                 |
| 659              | durable goods : total<br>(559+569+579+589+609+619+629+639+649) | -                 | 25.51         | 822                                 | 1569                                |
| 999              | total non-food   | -                 | 475.00        | 1000                                | 1883                                |
| <b>Rajasthan</b> |  |                   |               |                                     |                                     |
| 311              | pan : finished (no.)   | 0.27              | 0.76          | 24                                  | 58                                  |
| 315              | other ingredients for pan (gm)                                 | 1.60              | 0.58          | 26                                  | 39                                  |
| 319              | pan: s.t. (310-315)  | -                 | 1.93          | 105                                 | 210                                 |
| 320              | bidi (no.)   | 40.74             | 6.06          | 292                                 | 508                                 |
| 321              | cigarettes (no.)   | 1.55              | 1.50          | 51                                  | 108                                 |
| 326              | zarda, kimam, surti (gm)                                       | 2.39              | 0.68          | 69                                  | 131                                 |
| 327              | other tobacco products (gm)                                    | 2.02              | 0.66          | 44                                  | 80                                  |
| 329              | tobacco: s.t. (320-327)  | -                 | 9.18          | 429                                 | 785                                 |
| 332              | country liquor (litre)   | 0.08              | 3.26          | 67                                  | 106                                 |
| 334              | foreign liquor or refined liquor (litre)                       | 0.06              | 0.60          | 13                                  | 24                                  |
| 339              | intoxicants: s.t. (330-335)                                    | -                 | 4.37          | 87                                  | 143                                 |
| 341              | firewood and chips   | 8.00              | 11.05         | 351                                 | 663                                 |
| 342              | electricity (std. unit)  | 14.79             | 27.83         | 842                                 | 1712                                |
| 343              | dung cake  | -                 | 1.05          | 97                                  | 183                                 |
| 344              | kerosene - P.D.S. (litre)                                      | 0.56              | 2.14          | 441                                 | 817                                 |
| 345              | kerosene - other sources (litre)                               | 0.31              | 2.14          | 211                                 | 390                                 |
| 346              | matches (box)  | 2.44              | 1.25          | 939                                 | 1861                                |
| 348              | L.P.G.   | 1.29              | 15.57         | 515                                 | 1080                                |
| 351              | candle (no.)   | 0.19              | 0.22          | 160                                 | 407                                 |
| 359              | fuel and light: s.t. (340-353)                                 | -                 | 61.48         | 990                                 | 1974                                |
| 360              | dhoti (m)  | 0.02              | 0.55          | 122                                 | 240                                 |
| 361              | sari (m)   | 0.14              | 6.13          | 569                                 | 1265                                |

\* Unless otherwise specified

(Contd.)

NSS Report No. 461: Consumption of Some Important Commodities in India, 1999-2000

**Table 4U: Monthly per capita quantity and value of consumption for non-food items for each State and UT**

| item code        | item  | quantity<br>(kg*) | value<br>(Rs) | Urban   |                      |
|------------------|---|-------------------|---------------|---|----------------------|
|                  |   |                   |               | no. of households                               |                      |
|                  |   |                   |               | reporting consumption<br>per 1000<br>households | sample<br>households |
| (1)              | (2)   | (3)               | (4)           | (5)   | (6)                  |
| <b>Rajasthan</b> |   |                   |               |   |                      |
| 362              | cloth for shirt, pyjama, salwar etc.(m)                                   | 0.30              | 12.97         | 947   | 1889                 |
| 363              | cloth for coat, trousers, overcoat etc. (m)                               | 0.08              | 7.75          | 752   | 1446                 |
| 364              | chaddar, dupatta, shawl etc.(no.)   | 0.03              | 2.77          | 576   | 1115                 |
| 365              | lungi (no.)   | 0.01              | 0.71          | 440   | 754                  |
| 366              | gamchha, towel, handkerchief (no.)  | 0.05              | 1.93          | 888   | 1756                 |
| 367              | hosiery articles, stockings, under-garments etc.(no.)                     | 0.17              | 5.01          | 937   | 1856                 |
| 368              | ready-made garments (no.)   | 0.04              | 4.92          | 583   | 1153                 |
| 371              | knitted garments, swea- ter, pullover, cardigan, muffler, scarf etc.(no.) | 0.02              | 2.36          | 359   | 691                  |
| 373              | clothing: others  | -                 | 2.66          | 331   | 758                  |
| 379              | clothing: s.t. (360-373)  | -                 | 48.26         | 991   | 1969                 |
| 380              | bed sheet, bed cover (no.)  | 0.02              | 1.86          | 461   | 961                  |
| 381              | rug, blanket (no.)  | -                 | 0.54          | 86  | 207                  |
| 382              | pillow, quilt, mattress (no.)   | 0.01              | 1.05          | 165   | 352                  |
| 389              | bedding etc.: s.t. (380-387)  | -                 | 3.74          | 526   | 1105                 |
| 390              | leather boots, shoes (pair)   | 0.03              | 5.96          | 740   | 1479                 |
| 391              | leather sandals, chappals etc. (pair)                                     | 0.02              | 2.36          | 588   | 1174                 |
| 392              | other leather footwear (pair)   | 0.01              | 1.19          | 269   | 505                  |
| 393              | rubber / PVC footwear (pair)  | 0.07              | 2.34          | 859   | 1735                 |
| 394              | other footwear (pair)   | 0.01              | 0.69          | 241   | 522                  |
| 399              | footwear: s.t. (390-394)  | -                 | 12.55         | 987   | 1956                 |
| 400              | books, journals   | -                 | 7.09          | 606   | 1216                 |
| 401              | newspapers, periodicals   | -                 | 1.69          | 205   | 481                  |
| 403              | stationery  | -                 | 3.70          | 594   | 1174                 |
| 404              | tuition and other fees (school, college, etc.)                            | -                 | 16.42         | 544   | 1094                 |
| 405              | private tutor/coaching centre   | -                 | 3.13          | 88  | 192                  |
| 406              | other educational expenses  | -                 | 2.08          | 263   | 596                  |
| 409              | education: s.t. (400-406)   | -                 | 34.15         | 694   | 1395                 |
| 410              | medicine  | -                 | 4.58          | 103   | 240                  |
| 412              | doctor's/surgeon's fee  | -                 | 0.64          | 40  | 107                  |
| 413              | hospital & nursing home charges   | -                 | 0.99          | 22  | 53                   |
| 414              | other medical expenses  | -                 | 1.36          | 20  | 44                   |
| 419              | medical - institutional: s.t. (410-414)                                   | -                 | 8.00          | 110   | 253                  |
| 420              | medicine  | -                 | 26.61         | 521   | 1025                 |
| 421              | X-ray, ECG, pathological test etc.  | -                 | 0.78          | 16  | 40                   |
| 422              | doctor's/surgeon's fee  | -                 | 1.28          | 72  | 170                  |
| 429              | medical - non-institutional: s.t. (420-424)                               | -                 | 29.05         | 525   | 1034                 |
| 430              | cinema, theatre   | -                 | 1.67          | 97  | 208                  |
| 439              | entertainment : s.t. (430-437)  | -                 | 4.18          | 199   | 402                  |
| 449              | goods for personal care and effects: s.t. (440-446)                       | -                 | 1.08          | 123   | 295                  |
| 450              | toilet soap   | -                 | 6.72          | 941   | 1888                 |
| 451              | toothbrush, toothpaste etc.   | -                 | 3.95          | 852   | 1746                 |
| 452              | powder, snow, cream   | -                 | 2.25          | 423   | 839                  |
| 453              | hair oil, lotion, shampoo, hair cream                                     | -                 | 3.98          | 875   | 1732                 |

\* Unless otherwise specified

(Contd.)

NSS Report No. 461: Consumption of Some Important Commodities in India, 1999-2000

**Table 4U: Monthly per capita quantity and value of consumption for non-food items for each State and UT**

| item code        | item   | quantity<br>(kg*) | value<br>(Rs) | Urban                               |                                     |
|------------------|--|-------------------|---------------|-------------------------------------|-------------------------------------|
|                  |  |                   |               | no. of households                   |                                     |
|                  |  |                   |               | reporting<br>per 1000<br>households | consumption<br>sample<br>households |
| (1)              | (2)  | (3)               | (4)           | (5)                                 | (6)                                 |
| <b>Rajasthan</b> |  |                   |               |                                     |                                     |
| 455              | shaving blades, shaving stick, razor                   | -                 | 1.71          | 768                                 | 1540                                |
| 456              | shaving cream  | -                 | 0.83          | 361                                 | 741                                 |
| 458              | other toilet articles                                  | -                 | 1.34          | 272                                 | 602                                 |
| 459              | toilet articles: s.t. (450-458)                        | -                 | 21.28         | 995                                 | 1972                                |
| 460              | electric bulb, tubelight                               | -                 | 1.05          | 207                                 | 518                                 |
| 463              | earthenware  | -                 | 1.05          | 232                                 | 392                                 |
| 467              | washing soap/soda                                      | -                 | 9.57          | 949                                 | 1898                                |
| 468              | other washing requisites                               | -                 | 1.62          | 340                                 | 789                                 |
| 470              | agarbati   | -                 | 2.06          | 838                                 | 1692                                |
| 473              | other petty articles                                   | -                 | 1.56          | 286                                 | 590                                 |
| 479              | sundry articles: s.t. (460-473)                        | -                 | 17.88         | 992                                 | 1976                                |
| 480              | domestic servant/cook                                  | -                 | 1.38          | 27                                  | 49                                  |
| 481              | sweeper  | -                 | 0.83          | 265                                 | 603                                 |
| 482              | barber, beautician etc.                                | -                 | 3.41          | 709                                 | 1409                                |
| 483              | washerman, laundry, ironing                            | -                 | 1.48          | 145                                 | 320                                 |
| 484              | tailor   | -                 | 3.77          | 109                                 | 279                                 |
| 487              | postage & telegram                                     | -                 | 0.43          | 153                                 | 372                                 |
| 488              | telephone charges                                      | -                 | 7.28          | 220                                 | 528                                 |
| 490              | repair charges for non-durables                        | -                 | 0.60          | 63                                  | 148                                 |
| 491              | grinding charges                                       | -                 | 7.75          | 875                                 | 1712                                |
| 492              | miscellaneous expenses                                 | -                 | 2.88          | 254                                 | 483                                 |
| 494              | other consumer services excluding conveyance           | -                 | 1.01          | 124                                 | 275                                 |
| 499              | consumer services excluding conveyance: s.t. (480-494) | -                 | 31.16         | 990                                 | 1953                                |
| 500              | airway fare  | -                 | 2.74          | 3                                   | 3                                   |
| 501              | railway fare   | -                 | 1.07          | 25                                  | 58                                  |
| 502              | bus/tram fare  | -                 | 9.18          | 363                                 | 783                                 |
| 503              | taxi, auto-rickshaw fare                               | -                 | 3.59          | 174                                 | 318                                 |
| 507              | porter charges   | -                 | 1.28          | 15                                  | 24                                  |
| 508              | petrol   | -                 | 24.19         | 242                                 | 551                                 |
| 510              | diesel   | -                 | 0.93          | 8                                   | 9                                   |
| 512              | school bus/van   | -                 | 1.25          | 21                                  | 53                                  |
| 519              | conveyance : s.t. (500-513)                            | -                 | 44.88         | 663                                 | 1374                                |
| 520              | house rent, garage rent (actual)                       | -                 | 21.00         | 193                                 | 399                                 |
| 521              | residential land rent                                  | -                 | 6.38          | 54                                  | 56                                  |
| 529              | rent: s.t. (520-522)                                   | -                 | 27.66         | 250                                 | 459                                 |
| 539              | house rent, garage rent (imputed- urban only)          | -                 | 161.28        | 763                                 | 1551                                |
| 540              | water charges  | -                 | 5.59          | 717                                 | 1475                                |
| 549              | consumer taxes and cesses: s.t. (540-541)              | -                 | 5.60          | 719                                 | 1478                                |
| 562              | television   | -                 | 2.08          | 65                                  | 125                                 |
| 565              | tape recorder, CD player                               | -                 | 0.55          | 26                                  | 58                                  |
| 569              | goods for recreation: s.t.(560-568)                    | -                 | 2.85          | 117                                 | 229                                 |
| 570              | gold ornaments   | -                 | 2.31          | 29                                  | 71                                  |
| 579              | jewellery and ornaments: s.t. (570-573)                | -                 | 3.38          | 86                                  | 162                                 |
| 580              | stainless steel utensils                               | -                 | 0.84          | 207                                 | 432                                 |

\* Unless otherwise specified

(Contd.)

**Table 4U: Monthly per capita quantity and value of consumption for non-food items for each State and UT**

| item code        | item  | quantity<br>(kg*) | value<br>(Rs) | Urban                               |                                     |
|------------------|---|-------------------|---------------|-------------------------------------|-------------------------------------|
|                  |   |                   |               | no. of households                   |                                     |
|                  |   |                   |               | reporting<br>per 1000<br>households | consumption<br>sample<br>households |
| (1)              | (2)   | (3)               | (4)           | (5)                                 | (6)                                 |
| <b>Rajasthan</b> |   |                   |               |                                     |                                     |
| 589              | crocery & utensils: s.t. (580-583)  | -                 | 1.12          | 242                                 | 506                                 |
| 609              | cooking and household appliances: s.t. (590-600)                          | -                 | 1.78          | 204                                 | 411                                 |
| 610              | bicycle   | -                 | 1.06          | 314                                 | 545                                 |
| 611              | motor cycle, scooter  | -                 | 5.87          | 235                                 | 508                                 |
| 612              | motor car, jeep   | -                 | 2.44          | 14                                  | 33                                  |
| 619              | personal transport equipment: s.t. (610-614)                              | -                 | 9.70          | 494                                 | 954                                 |
| 642              | residential building & land (cost of repairs only)                        | -                 | 4.92          | 389                                 | 809                                 |
| 649              | residential building, land and other durables : s.t. (640-643)            | -                 | 5.21          | 419                                 | 855                                 |
| 659              | durable goods : total<br>(559+569+579+589+609+619+629+639+649)            | -                 | 24.67         | 751                                 | 1499                                |
| 999              | total non-food  | -                 | 391.00        | 1000                                | 1985                                |
| <b>Sikkim</b>    |   |                   |               |                                     |                                     |
| 310              | pan : leaf (no.)  | 0.80              | 1.76          | 105                                 | 34                                  |
| 311              | pan : finished (no.)  | 1.31              | 3.06          | 192                                 | 62                                  |
| 319              | pan: s.t. (310-315)   | -                 | 5.04          | 348                                 | 113                                 |
| 320              | bidi (no.)  | 9.21              | 1.22          | 129                                 | 31                                  |
| 321              | cigarettes (no.)  | 3.67              | 5.54          | 224                                 | 67                                  |
| 326              | zarda, kimam, surti (gm)  | 17.49             | 0.59          | 132                                 | 42                                  |
| 329              | tobacco: s.t. (320-327)   | -                 | 7.91          | 494                                 | 147                                 |
| 332              | country liquor (litre)  | 0.04              | 1.07          | 41                                  | 10                                  |
| 333              | beer (litre)  | 0.18              | 4.92          | 144                                 | 42                                  |
| 334              | foreign liquor or refined liquor (litre)                                  | 0.47              | 9.52          | 235                                 | 84                                  |
| 335              | other intoxicants   | -                 | 4.29          | 104                                 | 26                                  |
| 339              | intoxicants: s.t. (330-335)   | -                 | 19.80         | 422                                 | 130                                 |
| 341              | firewood and chips  | 0.69              | 0.97          | 26                                  | 9                                   |
| 342              | electricity (std. unit)   | 10.94             | 13.95         | 818                                 | 239                                 |
| 344              | kerosene - P.D.S. (litre)   | 1.45              | 5.63          | 536                                 | 151                                 |
| 345              | kerosene - other sources (litre)  | 0.81              | 4.62          | 261                                 | 81                                  |
| 346              | matches (box)   | 1.09              | 0.91          | 797                                 | 228                                 |
| 348              | L.P.G.  | 2.31              | 26.47         | 524                                 | 159                                 |
| 351              | candle (no.)  | 0.57              | 1.30          | 527                                 | 159                                 |
| 359              | fuel and light: s.t. (340-353)  | -                 | 53.85         | 889                                 | 259                                 |
| 361              | sari (m)  | 0.12              | 6.63          | 583                                 | 161                                 |
| 362              | cloth for shirt, pyjama, salwar etc.(m)                                   | 0.09              | 5.68          | 865                                 | 256                                 |
| 363              | cloth for coat, trousers, overcoat etc. (m)                               | 0.04              | 6.39          | 736                                 | 214                                 |
| 364              | chaddar, dupatta, shawl etc.(no.)   | 0.01              | 1.46          | 285                                 | 89                                  |
| 365              | lungi (no.)   | 0.01              | 0.75          | 350                                 | 89                                  |
| 366              | gamchha, towel, handkerchief (no.)  | 0.04              | 1.47          | 775                                 | 227                                 |
| 367              | hosiery articles, stockings, under-garments etc.(no.)                     | 0.13              | 4.29          | 993                                 | 286                                 |
| 368              | ready-made garments (no.)   | 0.08              | 20.53         | 907                                 | 264                                 |
| 371              | knitted garments, swea- ter, pullover, cardigan, muffler, scarf etc.(no.) | 0.02              | 6.14          | 602                                 | 172                                 |
| 373              | clothing: others  | -                 | 3.33          | 234                                 | 79                                  |

\* Unless otherwise specified

(Contd.)

NSS Report No. 461: Consumption of Some Important Commodities in India, 1999-2000

**Table 4U: Monthly per capita quantity and value of consumption for non-food items for each State and UT**

| item code     | item  | quantity<br>(kg*) | value<br>(Rs) | Urban                               |                                     |
|---------------|---|-------------------|---------------|-------------------------------------|-------------------------------------|
|               |   |                   |               | no. of households                   |                                     |
|               |   |                   |               | reporting<br>per 1000<br>households | consumption<br>sample<br>households |
| (1)           | (2)   | (3)               | (4)           | (5)                                 | (6)                                 |
| <b>Sikkim</b> |   |                   |               |                                     |                                     |
| 379           | clothing: s.t. (360-373)                            | -                 | 57.87         | 1000                                | 288                                 |
| 380           | bed sheet, bed cover (no.)                          | 0.03              | 3.12          | 656                                 | 195                                 |
| 381           | rug, blanket (no.)                                  | -                 | 1.58          | 153                                 | 45                                  |
| 382           | pillow, quilt, mattress (no.)                       | 0.01              | 0.91          | 142                                 | 51                                  |
| 383           | cloth for upholstery, curtain, table-cloth etc. (m) | 0.01              | 0.41          | 104                                 | 30                                  |
| 389           | bedding etc.: s.t. (380-387)                        | -                 | 6.27          | 695                                 | 206                                 |
| 390           | leather boots, shoes (pair)                         | 0.02              | 8.82          | 654                                 | 197                                 |
| 391           | leather sandals, chappals etc. (pair)               | 0.02              | 4.03          | 613                                 | 175                                 |
| 393           | rubber / PVC footwear (pair)                        | 0.05              | 2.33          | 829                                 | 245                                 |
| 394           | other footwear (pair)                               | 0.05              | 5.45          | 132                                 | 40                                  |
| 399           | footwear: s.t. (390-394)                            | -                 | 21.05         | 995                                 | 286                                 |
| 400           | books, journals                                     | -                 | 7.22          | 539                                 | 144                                 |
| 401           | newspapers, periodicals                             | -                 | 1.50          | 210                                 | 68                                  |
| 403           | stationery  | -                 | 4.23          | 542                                 | 153                                 |
| 404           | tuition and other fees (school, college, etc.)      | -                 | 23.79         | 371                                 | 101                                 |
| 405           | private tutor/coaching centre                       | -                 | 4.57          | 100                                 | 27                                  |
| 406           | other educational expenses                          | -                 | 3.69          | 168                                 | 55                                  |
| 409           | education: s.t. (400-406)                           | -                 | 45.03         | 654                                 | 184                                 |
| 410           | medicine  | -                 | 1.04          | 93                                  | 27                                  |
| 413           | hospital & nursing home charges                     | -                 | 1.06          | 14                                  | 4                                   |
| 419           | medical - institutional: s.t. (410-414)             | -                 | 2.88          | 94                                  | 30                                  |
| 420           | medicine  | -                 | 10.47         | 339                                 | 100                                 |
| 422           | doctor's/surgeon's fee                              | -                 | 1.33          | 65                                  | 18                                  |
| 429           | medical - non-institutional: s.t. (420-424)         | -                 | 12.26         | 339                                 | 100                                 |
| 430           | cinema, theatre                                     | -                 | 4.46          | 252                                 | 78                                  |
| 432           | sports goods, toys etc.                             | -                 | 0.77          | 19                                  | 9                                   |
| 436           | video cassette / V.C.R. / V.C.P.(hire)              | -                 | 0.55          | 28                                  | 13                                  |
| 439           | entertainment : s.t. (430-437)                      | -                 | 16.13         | 452                                 | 149                                 |
| 442           | pen   | -                 | 0.50          | 80                                  | 21                                  |
| 444           | umbrella, raincoat                                  | -                 | 0.59          | 19                                  | 8                                   |
| 449           | goods for personal care and effects: s.t. (440-446) | -                 | 1.39          | 110                                 | 32                                  |
| 450           | toilet soap   | -                 | 4.49          | 988                                 | 285                                 |
| 451           | toothbrush, toothpaste etc.                         | -                 | 4.57          | 954                                 | 277                                 |
| 452           | powder, snow, cream                                 | -                 | 0.94          | 280                                 | 87                                  |
| 453           | hair oil, lotion, shampoo, hair cream               | -                 | 2.93          | 663                                 | 206                                 |
| 455           | shaving blades, shaving stick, razor                | -                 | 1.10          | 545                                 | 167                                 |
| 456           | shaving cream                                       | -                 | 0.36          | 104                                 | 40                                  |
| 457           | sanitary napkins                                    | -                 | 1.16          | 176                                 | 54                                  |
| 458           | other toilet articles                               | -                 | 0.99          | 258                                 | 80                                  |
| 459           | toilet articles: s.t. (450-458)                     | -                 | 16.58         | 1000                                | 288                                 |
| 460           | electric bulb, tubelight                            | -                 | 0.40          | 101                                 | 29                                  |
| 461           | electric batteries                                  | -                 | 0.54          | 96                                  | 23                                  |
| 467           | washing soap/soda                                   | -                 | 5.40          | 949                                 | 277                                 |
| 468           | other washing requisites                            | -                 | 1.37          | 400                                 | 109                                 |

\* Unless otherwise specified

(Contd.)

NSS Report No. 461: Consumption of Some Important Commodities in India, 1999-2000

**Table 4U: Monthly per capita quantity and value of consumption for non-food items for each State and UT**

| item code         | item   | quantity<br>(kg*) | value<br>(Rs) | Urban                               |                                     |
|-------------------|--|-------------------|---------------|-------------------------------------|-------------------------------------|
|                   |  |                   |               | no. of households                   |                                     |
|                   |  |                   |               | reporting<br>per 1000<br>households | consumption<br>sample<br>households |
| (1)               | (2)  | (3)               | (4)           | (5)                                 | (6)                                 |
| <b>Sikkim</b>     |  |                   |               |                                     |                                     |
| 470               | agarbati   | -                 | 2.13          | 643                                 | 195                                 |
| 473               | other petty articles   | -                 | 1.19          | 143                                 | 51                                  |
| 479               | sundry articles: s.t. (460-473)                                | -                 | 12.39         | 971                                 | 283                                 |
| 480               | domestic servant/cook  | -                 | 7.00          | 99                                  | 37                                  |
| 482               | barber, beautician etc.  | -                 | 4.71          | 892                                 | 259                                 |
| 484               | tailor   | -                 | 1.87          | 38                                  | 8                                   |
| 487               | postage & telegram   | -                 | 1.10          | 374                                 | 120                                 |
| 488               | telephone charges  | -                 | 12.07         | 231                                 | 81                                  |
| 492               | miscellaneous expenses   | -                 | 2.76          | 218                                 | 63                                  |
| 493               | pet animals (incl. birds, fish)                                | -                 | 0.78          | 25                                  | 9                                   |
| 499               | consumer services excluding conveyance: s.t. (480-494)         | -                 | 31.20         | 946                                 | 275                                 |
| 501               | railway fare   | -                 | 1.93          | 9                                   | 4                                   |
| 502               | bus/tram fare  | -                 | 3.28          | 109                                 | 34                                  |
| 503               | taxi, auto-rickshaw fare                                       | -                 | 17.49         | 445                                 | 125                                 |
| 508               | petrol   | -                 | 1.82          | 15                                  | 8                                   |
| 519               | conveyance : s.t. (500-513)                                    | -                 | 24.97         | 525                                 | 155                                 |
| 520               | house rent, garage rent (actual)                               | -                 | 95.60         | 504                                 | 149                                 |
| 521               | residential land rent  | -                 | 29.61         | 123                                 | 32                                  |
| 522               | consumer rent (other goods)                                    | -                 | 3.86          | 125                                 | 40                                  |
| 529               | rent: s.t. (520-522)   | -                 | 129.06        | 649                                 | 191                                 |
| 539               | house rent, garage rent (imputed- urban only)                  | -                 | 98.62         | 325                                 | 90                                  |
| 550               | bedstead   | -                 | 0.85          | 6                                   | 2                                   |
| 557               | other furniture & fixtures (couch, sofa etc.)                  | -                 | 0.91          | 46                                  | 14                                  |
| 559               | furniture & fixtures: s.t. (550-557)                           | -                 | 2.72          | 85                                  | 24                                  |
| 566               | gramophone record, audio/video cassette                        | -                 | 1.38          | 313                                 | 91                                  |
| 569               | goods for recreation: s.t.(560-568)                            | -                 | 1.60          | 327                                 | 97                                  |
| 570               | gold ornaments   | -                 | 0.96          | 17                                  | 4                                   |
| 579               | jewellery and ornaments: s.t. (570-573)                        | -                 | 1.35          | 43                                  | 11                                  |
| 580               | stainless steel utensils                                       | -                 | 0.81          | 186                                 | 53                                  |
| 581               | other metal utensils   | -                 | 0.74          | 128                                 | 34                                  |
| 583               | other crockery & utensils                                      | -                 | 0.52          | 91                                  | 31                                  |
| 589               | crockery & utensils: s.t. (580-583)                            | -                 | 2.26          | 360                                 | 106                                 |
| 600               | other cooking/household appliances                             | -                 | 0.72          | 117                                 | 31                                  |
| 609               | cooking and household appliances: s.t. (590-600)               | -                 | 1.16          | 170                                 | 49                                  |
| 642               | residential building & land (cost of repairs only)             | -                 | 1.36          | 60                                  | 19                                  |
| 649               | residential building, land and other durables : s.t. (640-643) | -                 | 1.78          | 111                                 | 33                                  |
| 659               | durable goods : total<br>(559+569+579+589+609+619+629+639+649) | -                 | 11.40         | 502                                 | 151                                 |
| 999               | total non-food   | -                 | 475.00        | 1000                                | 288                                 |
| <b>Tamil Nadu</b> |  |                   |               |                                     |                                     |
| 310               | pan : leaf (no.)   | 8.59              | 0.88          | 112                                 | 478                                 |
| 312               | supari (gm)  | 4.16              | 0.65          | 106                                 | 454                                 |
| 319               | pan: s.t. (310-315)  | -                 | 1.80          | 121                                 | 528                                 |

\* Unless otherwise specified

(Contd.)

NSS Report No. 461: Consumption of Some Important Commodities in India, 1999-2000

**Table 4U: Monthly per capita quantity and value of consumption for non-food items for each State and UT**

| item code         | item  | quantity<br>(kg*) | value<br>(Rs) | Urban                               |                                     |
|-------------------|---|-------------------|---------------|-------------------------------------|-------------------------------------|
|                   |   |                   |               | no. of households                   |                                     |
|                   |   |                   |               | reporting<br>per 1000<br>households | consumption<br>sample<br>households |
| (1)               | (2)   | (3)               | (4)           | (5)                                 | (6)                                 |
| <b>Tamil Nadu</b> |   |                   |               |                                     |                                     |
| 320               | bidi (no.)  | 12.70             | 2.20          | 127                                 | 503                                 |
| 321               | cigarettes (no.)                                      | 5.49              | 5.49          | 126                                 | 539                                 |
| 329               | tobacco: s.t. (320-327)                               | -                 | 8.20          | 270                                 | 1097                                |
| 332               | country liquor (litre)                                | 0.14              | 1.63          | 28                                  | 114                                 |
| 334               | foreign liquor or refined liquor (litre)              | 0.23              | 3.07          | 38                                  | 162                                 |
| 339               | intoxicants: s.t. (330-335)                           | -                 | 5.12          | 72                                  | 303                                 |
| 341               | firewood and chips                                    | 5.32              | 6.42          | 319                                 | 1352                                |
| 342               | electricity (std. unit)                               | 65.12             | 75.55         | 884                                 | 3747                                |
| 344               | kerosene - P.D.S. (litre)                             | 1.31              | 4.07          | 622                                 | 2635                                |
| 345               | kerosene - other sources (litre)                      | 0.81              | 9.28          | 376                                 | 1577                                |
| 346               | matches (box)   | 1.37              | 0.77          | 906                                 | 3859                                |
| 348               | L.P.G.  | 1.23              | 15.05         | 372                                 | 1631                                |
| 351               | candle (no.)  | 0.19              | 0.28          | 215                                 | 960                                 |
| 359               | fuel and light: s.t. (340-353)                        | -                 | 111.77        | 986                                 | 4156                                |
| 360               | dhoti (m)   | 0.07              | 2.29          | 518                                 | 2236                                |
| 361               | sari (m)  | 0.24              | 13.68         | 880                                 | 3723                                |
| 362               | cloth for shirt, pyjama, salwar etc.(m)               | 0.11              | 6.94          | 841                                 | 3522                                |
| 363               | cloth for coat, trousers, overcoat etc. (m)           | 0.06              | 6.24          | 613                                 | 2575                                |
| 364               | chaddar, dupatta, shawl etc.(no.)                     | -                 | 0.57          | 65                                  | 255                                 |
| 365               | lungi (no.)   | 0.04              | 2.30          | 743                                 | 3101                                |
| 366               | gamchha, towel, handkerchief (no.)                    | 0.06              | 1.05          | 614                                 | 2567                                |
| 367               | hosiery articles, stockings, under-garments etc.(no.) | 0.11              | 3.24          | 805                                 | 3351                                |
| 368               | ready-made garments (no.)                             | 0.06              | 7.87          | 711                                 | 3013                                |
| 373               | clothing: others                                      | -                 | 1.46          | 298                                 | 1168                                |
| 379               | clothing: s.t. (360-373)                              | -                 | 45.83         | 981                                 | 4127                                |
| 380               | bed sheet, bed cover (no.)                            | 0.01              | 1.16          | 175                                 | 781                                 |
| 389               | bedding etc.: s.t. (380-387)                          | -                 | 1.82          | 253                                 | 1094                                |
| 390               | leather boots, shoes (pair)                           | 0.01              | 1.56          | 163                                 | 647                                 |
| 391               | leather sandals, chappals etc. (pair)                 | 0.01              | 1.62          | 274                                 | 1128                                |
| 392               | other leather footwear (pair)                         | 0.01              | 1.66          | 294                                 | 1226                                |
| 393               | rubber / PVC footwear (pair)                          | 0.04              | 1.46          | 629                                 | 2617                                |
| 394               | other footwear (pair)                                 | 0.01              | 0.38          | 179                                 | 771                                 |
| 399               | footwear: s.t. (390-394)                              | -                 | 6.67          | 909                                 | 3819                                |
| 400               | books, journals                                       | -                 | 5.21          | 401                                 | 1670                                |
| 401               | newspapers, periodicals                               | -                 | 2.47          | 182                                 | 750                                 |
| 403               | stationery  | -                 | 2.13          | 451                                 | 1898                                |
| 404               | tuition and other fees (school, college, etc.)        | -                 | 20.89         | 392                                 | 1619                                |
| 405               | private tutor/coaching centre                         | -                 | 1.69          | 80                                  | 354                                 |
| 406               | other educational expenses                            | -                 | 2.41          | 232                                 | 951                                 |
| 409               | education: s.t. (400-406)                             | -                 | 34.85         | 611                                 | 2548                                |
| 410               | medicine  | -                 | 5.14          | 157                                 | 640                                 |
| 411               | X-ray, ECG, pathological test etc.                    | -                 | 1.03          | 48                                  | 183                                 |
| 412               | doctor's/surgeon's fee                                | -                 | 2.56          | 137                                 | 558                                 |
| 413               | hospital & nursing home charges                       | -                 | 4.22          | 69                                  | 295                                 |

\* Unless otherwise specified

(Contd.)

NSS Report No. 461: Consumption of Some Important Commodities in India, 1999-2000



**Table 4U: Monthly per capita quantity and value of consumption for non-food items for each State and UT**

| item code         | item  | quantity<br>(kg*) | value<br>(Rs) | Urban                               |                                     |
|-------------------|---|-------------------|---------------|-------------------------------------|-------------------------------------|
|                   |   |                   |               | no. of households                   |                                     |
|                   |   |                   |               | reporting<br>per 1000<br>households | consumption<br>sample<br>households |
| (1)               | (2)   | (3)               | (4)           | (5)                                 | (6)                                 |
| <b>Tamil Nadu</b> |   |                   |               |                                     |                                     |
| 414               | other medical expenses                                    | -                 | 0.95          | 51                                  | 225                                 |
| 419               | medical - institutional: s.t. (410-414)                   | -                 | 13.90         | 166                                 | 681                                 |
| 420               | medicine  | -                 | 21.36         | 577                                 | 2502                                |
| 421               | X-ray, ECG, pathological test etc.                        | -                 | 1.08          | 27                                  | 131                                 |
| 422               | doctor's/surgeon's fee                                    | -                 | 5.94          | 400                                 | 1718                                |
| 424               | other medical expenses                                    | -                 | 0.97          | 40                                  | 197                                 |
| 429               | medical - non-institutional: s.t. (420-424)               | -                 | 29.36         | 590                                 | 2560                                |
| 430               | cinema, theatre   | -                 | 3.37          | 251                                 | 1045                                |
| 439               | entertainment : s.t. (430-437)                            | -                 | 13.77         | 576                                 | 2464                                |
| 440               | spectacles  | -                 | 0.68          | 6                                   | 31                                  |
| 449               | goods for personal care and effects: s.t. (440-446)       | -                 | 1.79          | 119                                 | 527                                 |
| 450               | toilet soap   | -                 | 8.22          | 990                                 | 4169                                |
| 451               | toothbrush, toothpaste etc.                               | -                 | 4.24          | 891                                 | 3701                                |
| 452               | powder, snow, cream                                       | -                 | 2.88          | 506                                 | 2102                                |
| 453               | hair oil, lotion, shampoo, hair cream                     | -                 | 26.03         | 963                                 | 4078                                |
| 455               | shaving blades, shaving stick, razor                      | -                 | 1.61          | 662                                 | 2746                                |
| 456               | shaving cream   | -                 | 0.59          | 150                                 | 664                                 |
| 457               | sanitary napkins  | -                 | 1.33          | 129                                 | 451                                 |
| 458               | other toilet articles                                     | -                 | 1.51          | 376                                 | 1512                                |
| 459               | toilet articles: s.t. (450-458)                           | -                 | 46.46         | 1000                                | 4207                                |
| 460               | electric bulb, tubelight                                  | -                 | 0.72          | 94                                  | 423                                 |
| 465               | bucket, water bottle/feeding bottle & other plastic goods | -                 | 0.63          | 47                                  | 181                                 |
| 467               | washing soap/soda   | -                 | 8.48          | 974                                 | 4092                                |
| 468               | other washing requisites                                  | -                 | 2.49          | 569                                 | 2364                                |
| 470               | agarbati  | -                 | 2.03          | 729                                 | 3060                                |
| 471               | flower(fresh) : all purposes                              | -                 | 4.48          | 768                                 | 3219                                |
| 472               | insecticide, acid etc.                                    | -                 | 1.62          | 245                                 | 983                                 |
| 473               | other petty articles                                      | -                 | 2.16          | 505                                 | 2084                                |
| 479               | sundry articles: s.t. (460-473)                           | -                 | 22.82         | 994                                 | 4188                                |
| 480               | domestic servant/cook                                     | -                 | 3.84          | 68                                  | 287                                 |
| 482               | barber, beautician etc.                                   | -                 | 5.08          | 731                                 | 3079                                |
| 483               | washerman, laundry, ironing                               | -                 | 3.81          | 395                                 | 1701                                |
| 484               | tailor  | -                 | 3.01          | 94                                  | 435                                 |
| 487               | postage & telegram  | -                 | 0.74          | 230                                 | 1009                                |
| 488               | telephone charges   | -                 | 11.95         | 207                                 | 916                                 |
| 491               | grinding charges  | -                 | 1.51          | 483                                 | 2003                                |
| 492               | miscellaneous expenses                                    | -                 | 3.05          | 340                                 | 1454                                |
| 493               | pet animals (incl. birds, fish)                           | -                 | 0.70          | 13                                  | 75                                  |
| 494               | other consumer services excluding conveyance              | -                 | 2.02          | 257                                 | 1037                                |
| 499               | consumer services excluding conveyance: s.t. (480-494)    | -                 | 36.84         | 943                                 | 3998                                |
| 500               | airway fare   | -                 | 0.97          | 2                                   | 6                                   |
| 501               | railway fare  | -                 | 1.80          | 55                                  | 209                                 |
| 502               | bus/tram fare   | -                 | 21.83         | 767                                 | 3185                                |
| 503               | taxi, auto-rickshaw fare                                  | -                 | 2.77          | 82                                  | 356                                 |

\* Unless otherwise specified

(Contd.)

NSS Report No. 461: Consumption of Some Important Commodities in India, 1999-2000

**Table 4U: Monthly per capita quantity and value of consumption for non-food items for each State and UT**

| item code         | item   | quantity<br>(kg*) | value<br>(Rs) | Urban                               |                                     |
|-------------------|--|-------------------|---------------|-------------------------------------|-------------------------------------|
|                   |  |                   |               | no. of households                   |                                     |
|                   |  |                   |               | reporting<br>per 1000<br>households | consumption<br>sample<br>households |
| (1)               | (2)  | (3)               | (4)           | (5)                                 | (6)                                 |
| <b>Tamil Nadu</b> |  |                   |               |                                     |                                     |
| 508               | petrol   | -                 | 15.82         | 178                                 | 782                                 |
| 510               | diesel   | -                 | 0.66          | 8                                   | 35                                  |
| 511               | lubricating oil  | -                 | 0.80          | 92                                  | 372                                 |
| 512               | school bus/van   | -                 | 0.91          | 20                                  | 100                                 |
| 519               | conveyance : s.t. (500-513)                                    | -                 | 46.25         | 845                                 | 3576                                |
| 520               | house rent, garage rent (actual)                               | -                 | 65.47         | 398                                 | 1639                                |
| 521               | residential land rent  | -                 | 3.89          | 35                                  | 133                                 |
| 522               | consumer rent (other goods)                                    | -                 | 0.54          | 19                                  | 95                                  |
| 529               | rent: s.t. (520-522)   | -                 | 69.89         | 439                                 | 1806                                |
| 539               | house rent, garage rent (imputed- urban only)                  | -                 | 98.57         | 516                                 | 2241                                |
| 540               | water charges  | -                 | 2.65          | 311                                 | 1352                                |
| 541               | other consumer taxes & cesses                                  | -                 | 3.63          | 412                                 | 1809                                |
| 549               | consumer taxes and cesses: s.t. (540-541)                      | -                 | 6.28          | 519                                 | 2244                                |
| 559               | furniture & fixtures: s.t. (550-557)                           | -                 | 0.80          | 21                                  | 97                                  |
| 562               | television   | -                 | 3.00          | 41                                  | 171                                 |
| 569               | goods for recreation: s.t.(560-568)                            | -                 | 3.58          | 69                                  | 304                                 |
| 570               | gold ornaments   | -                 | 5.89          | 38                                  | 169                                 |
| 579               | jewellery and ornaments: s.t. (570-573)                        | -                 | 6.29          | 54                                  | 239                                 |
| 580               | stainless steel utensils                                       | -                 | 0.58          | 104                                 | 442                                 |
| 589               | crockery & utensils: s.t. (580-583)                            | -                 | 0.90          | 145                                 | 611                                 |
| 591               | air conditioner, air cooler                                    | -                 | 0.54          | 1                                   | 3                                   |
| 597               | refrigerator   | -                 | 0.93          | 6                                   | 37                                  |
| 609               | cooking and household appliances: s.t. (590-600)               | -                 | 2.70          | 105                                 | 440                                 |
| 610               | bicycle  | -                 | 1.41          | 297                                 | 1200                                |
| 611               | motor cycle, scooter   | -                 | 4.06          | 151                                 | 619                                 |
| 612               | motor car, jeep  | -                 | 1.47          | 13                                  | 70                                  |
| 619               | personal transport equipment: s.t. (610-614)                   | -                 | 7.33          | 410                                 | 1693                                |
| 642               | residential building & land (cost of repairs only)             | -                 | 2.87          | 221                                 | 947                                 |
| 649               | residential building, land and other durables : s.t. (640-643) | -                 | 3.27          | 233                                 | 1004                                |
| 659               | durable goods : total<br>(559+569+579+589+609+619+629+639+649) | -                 | 24.97         | 653                                 | 2726                                |
| 999               | total non-food   | -                 | 528.00        | 1000                                | 4212                                |
| <b>Tripura</b>    |  |                   |               |                                     |                                     |
| 310               | pan : leaf (no.)   | 20.66             | 2.65          | 508                                 | 296                                 |
| 311               | pan : finished (no.)   | 1.33              | 0.58          | 70                                  | 50                                  |
| 312               | supari (gm)  | 23.18             | 3.59          | 490                                 | 282                                 |
| 313               | lime (gm)  | 4.31              | 0.19          | 407                                 | 220                                 |
| 314               | katha (gm)   | 1.65              | 0.27          | 288                                 | 151                                 |
| 315               | other ingredients for pan (gm)                                 | 1.37              | 0.31          | 132                                 | 61                                  |
| 319               | pan: s.t. (310-315)  | -                 | 7.60          | 527                                 | 310                                 |
| 320               | bidi (no.)   | 55.40             | 7.77          | 471                                 | 236                                 |
| 321               | cigarettes (no.)   | 15.18             | 14.37         | 270                                 | 178                                 |
| 326               | zarda, kimam, surti (gm)                                       | 0.83              | 1.00          | 147                                 | 91                                  |

\* Unless otherwise specified

(Contd.)

NSS Report No. 461: Consumption of Some Important Commodities in India, 1999-2000

**Table 4U: Monthly per capita quantity and value of consumption for non-food items for each State and UT**

| item code      | item  | quantity<br>(kg*) | value<br>(Rs) | Urban                               |                                     |
|----------------|---|-------------------|---------------|-------------------------------------|-------------------------------------|
|                |   |                   |               | no.of households                    |                                     |
|                |   |                   |               | reporting<br>per 1000<br>households | consumption<br>sample<br>households |
| (1)            | (2)   | (3)               | (4)           | (5)                                 | (6)                                 |
| <b>Tripura</b> |   |                   |               |                                     |                                     |
| 329            | tobacco: s.t. (320-327)   | -                 | 23.45         | 743                                 | 418                                 |
| 341            | firewood and chips  | 16.82             | 14.17         | 438                                 | 250                                 |
| 342            | electricity (std. unit)   | 8.97              | 11.12         | 792                                 | 463                                 |
| 344            | kerosene - P.D.S. (litre)   | 0.78              | 2.92          | 776                                 | 457                                 |
| 345            | kerosene - other sources (litre)  | 0.41              | 3.23          | 386                                 | 197                                 |
| 346            | matches (box)   | 2.29              | 1.10          | 924                                 | 515                                 |
| 348            | L.P.G.  | 1.60              | 17.48         | 423                                 | 282                                 |
| 351            | candle (no.)  | 0.60              | 0.93          | 536                                 | 297                                 |
| 353            | other fuel  | -                 | 0.22          | 117                                 | 71                                  |
| 359            | fuel and light: s.t. (340-353)  | -                 | 51.28         | 996                                 | 567                                 |
| 360            | dhoti (m)   | 0.05              | 1.00          | 234                                 | 134                                 |
| 361            | sari (m)  | 0.31              | 13.01         | 875                                 | 512                                 |
| 362            | cloth for shirt, pyjama, salwar etc.(m)                                 | 0.09              | 6.05          | 823                                 | 462                                 |
| 363            | cloth for coat, trousers, overcoat etc. (m)                             | 0.06              | 4.27          | 514                                 | 273                                 |
| 364            | chaddar, dupatta, shawl etc.(no.)                                       | -                 | 1.10          | 164                                 | 101                                 |
| 365            | lungi (no.)   | 0.04              | 2.68          | 895                                 | 516                                 |
| 366            | gamchha, towel, handkerchief (no.)                                      | 0.05              | 1.46          | 933                                 | 528                                 |
| 367            | hosiery articles, stockings, under-garments etc.(no.)                   | 0.08              | 3.20          | 861                                 | 483                                 |
| 368            | ready-made garments (no.)   | 0.13              | 9.52          | 937                                 | 534                                 |
| 371            | knitted garments, sweater, pullover, cardigan, muffler, scarf etc.(no.) | 0.01              | 1.29          | 213                                 | 137                                 |
| 373            | clothing: others  | -                 | 2.28          | 437                                 | 260                                 |
| 379            | clothing: s.t. (360-373)  | -                 | 46.26         | 989                                 | 564                                 |
| 380            | bed sheet, bed cover (no.)  | 0.02              | 2.95          | 613                                 | 355                                 |
| 382            | pillow, quilt, mattress (no.)   | -                 | 0.67          | 63                                  | 42                                  |
| 383            | cloth for upholstery, curtain, table-cloth etc. (m)                     | 0.02              | 0.50          | 71                                  | 34                                  |
| 384            | mosquito net (no.)  | -                 | 0.60          | 108                                 | 69                                  |
| 387            | bedding: others   | -                 | 0.33          | 121                                 | 65                                  |
| 389            | bedding etc.: s.t. (380-387)  | -                 | 5.17          | 646                                 | 375                                 |
| 390            | leather boots, shoes (pair)   | -                 | 1.46          | 155                                 | 105                                 |
| 391            | leather sandals, chappals etc. (pair)                                   | 0.02              | 3.44          | 563                                 | 325                                 |
| 392            | other leather footwear (pair)   | 0.01              | 0.80          | 172                                 | 106                                 |
| 393            | rubber / PVC footwear (pair)  | 0.04              | 1.46          | 797                                 | 435                                 |
| 394            | other footwear (pair)   | 0.01              | 0.28          | 147                                 | 79                                  |
| 399            | footwear: s.t. (390-394)  | -                 | 7.43          | 933                                 | 528                                 |
| 400            | books, journals   | -                 | 8.10          | 671                                 | 378                                 |
| 401            | newspapers, periodic als  | -                 | 1.34          | 149                                 | 105                                 |
| 403            | stationery  | -                 | 2.91          | 588                                 | 332                                 |
| 404            | tuition and other fees (school, college, etc.)                          | -                 | 2.37          | 336                                 | 163                                 |
| 405            | private tutor/coaching centre   | -                 | 27.77         | 530                                 | 294                                 |
| 406            | other educational expenses  | -                 | 1.15          | 309                                 | 187                                 |
| 409            | education: s.t. (400-406)   | -                 | 43.69         | 705                                 | 404                                 |
| 410            | medicine  | -                 | 7.09          | 449                                 | 205                                 |
| 411            | X-ray, ECG, pathological test etc.                                      | -                 | 0.59          | 67                                  | 35                                  |

\* Unless otherwise specified

(Contd.)

NSS Report No. 461: Consumption of Some Important Commodities in India, 1999-2000

**Table 4U: Monthly per capita quantity and value of consumption for non-food items for each State and UT**

| item code      | item   | quantity<br>(kg*) | value<br>(Rs) | Urban   |                      |
|----------------|--|-------------------|---------------|---|----------------------|
|                |  |                   |               | no. of households                               |                      |
|                |  |                   |               | reporting consumption<br>per 1000<br>households | sample<br>households |
| (1)            | (2)  | (3)               | (4)           | (5)   | (6)                  |
| <b>Tripura</b> |  |                   |               |   |                      |
| 412            | doctor's/surgeon's fee                                 | -                 | 0.67          | 115   | 53                   |
| 413            | hospital & nursing home charges                        | -                 | 0.87          | 14  | 9                    |
| 419            | medical - institutional: s.t. (410-414)                | -                 | 9.71          | 481   | 219                  |
| 420            | medicine   | -                 | 3-            | 675   | 439                  |
| 421            | X-ray, ECG, pathological test etc.                     | -                 | 1.54          | 30  | 26                   |
| 422            | doctor's/surgeon's fee                                 | -                 | 4.49          | 259   | 183                  |
| 424            | other medical expenses                                 | -                 | 2.54          | 116   | 69                   |
| 429            | medical - non-institutional: s.t. (420-424)            | -                 | 38.57         | 696   | 451                  |
| 432            | sports goods, toys etc.                                | -                 | 0.52          | 23  | 15                   |
| 439            | entertainment : s.t. (430-437)                         | -                 | 2.27          | 123   | 68                   |
| 441            | torch  | -                 | 0.87          | 29  | 16                   |
| 442            | pen  | -                 | 0.57          | 161   | 78                   |
| 444            | umbrella, raincoat                                     | -                 | 1.78          | 63  | 37                   |
| 446            | other goods for personal care and effects              | -                 | 0.68          | 104   | 58                   |
| 449            | goods for personal care and effects: s.t. (440-446)    | -                 | 4.37          | 228   | 119                  |
| 450            | toilet soap  | -                 | 5.64          | 960   | 548                  |
| 451            | toothbrush, toothpaste etc.                            | -                 | 4.59          | 849   | 484                  |
| 452            | powder, snow, cream                                    | -                 | 2.87          | 471   | 265                  |
| 453            | hair oil, lotion, shampoo, hair cream                  | -                 | 5.87          | 912   | 495                  |
| 455            | shaving blades, shaving stick, razor                   | -                 | 0.68          | 628   | 355                  |
| 456            | shaving cream  | -                 | 0.55          | 142   | 82                   |
| 458            | other toilet articles                                  | -                 | 0.76          | 230   | 127                  |
| 459            | toilet articles: s.t. (450-458)                        | -                 | 21.22         | 996   | 566                  |
| 460            | electric bulb, tubelight                               | -                 | 1.71          | 252   | 154                  |
| 467            | washing soap/soda                                      | -                 | 2.92          | 762   | 453                  |
| 468            | other washing requisites                               | -                 | 5.75          | 701   | 371                  |
| 470            | agarbati   | -                 | 2.63          | 941   | 529                  |
| 473            | other petty articles                                   | -                 | 0.65          | 189   | 117                  |
| 479            | sundry articles: s.t. (460-473)                        | -                 | 14.40         | 990   | 559                  |
| 480            | domestic servant/cook                                  | -                 | 6.59          | 143   | 98                   |
| 482            | barber, beautician etc.                                | -                 | 3.70          | 885   | 506                  |
| 483            | washerman, laundry, ironing                            | -                 | 2.23          | 403   | 225                  |
| 484            | tailor   | -                 | 1.94          | 146   | 87                   |
| 487            | postage & telegram                                     | -                 | 0.66          | 285   | 156                  |
| 488            | telephone charges                                      | -                 | 6.10          | 169   | 111                  |
| 492            | miscellaneous expenses                                 | -                 | 2.69          | 245   | 144                  |
| 494            | other consumer services excluding conveyance           | -                 | 0.53          | 161   | 98                   |
| 499            | consumer services excluding conveyance: s.t. (480-494) | -                 | 25.04         | 955   | 547                  |
| 502            | bus/tram fare  | -                 | 9.85          | 488   | 251                  |
| 503            | taxi, auto-rickshaw fare                               | -                 | 5.82          | 351   | 197                  |
| 505            | rickshaw (hand drawn & cycle) fare                     | -                 | 7.29          | 357   | 204                  |
| 508            | petrol   | -                 | 3.68          | 69  | 46                   |
| 512            | school bus/van   | -                 | 0.77          | 14  | 11                   |
| 513            | other hired conveyance                                 | -                 | 1.23          | 27  | 15                   |

\* Unless otherwise specified

(Contd.)

NSS Report No. 461: Consumption of Some Important Commodities in India, 1999-2000

**Table 4U: Monthly per capita quantity and value of consumption for non-food items for each State and UT**

| item code            | item   | quantity<br>(kg*) | value<br>(Rs) | Urban                               |                                     |
|----------------------|--|-------------------|---------------|-------------------------------------|-------------------------------------|
|                      |  |                   |               | no. of households                   |                                     |
|                      |  |                   |               | reporting<br>per 1000<br>households | consumption<br>sample<br>households |
| (1)                  | (2)  | (3)               | (4)           | (5)                                 | (6)                                 |
| <b>Tripura</b>       |  |                   |               |                                     |                                     |
| 519                  | conveyance : s.t. (500-513)                                    | -                 | 29.76         | 821                                 | 459                                 |
| 520                  | house rent, garage rent (actual)                               | -                 | 23.70         | 272                                 | 117                                 |
| 521                  | residential land rent  | -                 | 1.55          | 56                                  | 26                                  |
| 529                  | rent: s.t. (520-522)   | -                 | 25.28         | 341                                 | 154                                 |
| 539                  | house rent, garage rent (imputed- urban only)                  | -                 | 49.37         | 284                                 | 208                                 |
| 541                  | other consumer taxes & cesses                                  | -                 | 1.49          | 106                                 | 75                                  |
| 549                  | consumer taxes and cesses: s.t. (540-541)                      | -                 | 1.58          | 106                                 | 75                                  |
| 550                  | bedstead   | -                 | 0.79          | 16                                  | 13                                  |
| 551                  | almirah, dressing table  | -                 | 1.38          | 14                                  | 7                                   |
| 557                  | other furniture & fixtures (couch, sofa etc.)                  | -                 | 1.46          | 20                                  | 15                                  |
| 559                  | furniture & fixtures: s.t. (550-557)                           | -                 | 4.03          | 65                                  | 44                                  |
| 562                  | television   | -                 | 2.29          | 15                                  | 11                                  |
| 569                  | goods for recreation: s.t.(560-568)                            | -                 | 2.69          | 44                                  | 31                                  |
| 570                  | gold ornaments   | -                 | 3.06          | 43                                  | 34                                  |
| 579                  | jewellery and ornaments: s.t. (570-573)                        | -                 | 3.37          | 72                                  | 49                                  |
| 580                  | stainless steel utensils                                       | -                 | 0.40          | 111                                 | 69                                  |
| 589                  | crocery & utensils: s.t. (580-583)                             | -                 | 0.86          | 189                                 | 119                                 |
| 590                  | electric fan   | -                 | 0.65          | 35                                  | 26                                  |
| 597                  | refrigerator   | -                 | 0.65          | 2                                   | 3                                   |
| 609                  | cooking and household appliances: s.t. (590-600)               | -                 | 1.44          | 48                                  | 38                                  |
| 610                  | bicycle  | -                 | 0.69          | 145                                 | 98                                  |
| 611                  | motor cycle, scooter   | -                 | 6.55          | 55                                  | 41                                  |
| 619                  | personal transport equipment: s.t. (610-614)                   | -                 | 7.47          | 220                                 | 156                                 |
| 642                  | residential building & land (cost of repairs only)             | -                 | 6.74          | 130                                 | 69                                  |
| 649                  | residential building, land and other durables : s.t. (640-643) | -                 | 6.90          | 136                                 | 74                                  |
| 659                  | durable goods : total<br>(559+569+579+589+609+619+629+639+649) | -                 | 26.91         | 414                                 | 271                                 |
| 999                  | total non-food   | -                 | 384.00        | 1000                                | 569                                 |
| <b>Uttar Pradesh</b> |  |                   |               |                                     |                                     |
| 310                  | pan : leaf (no.)   | 1.54              | 0.82          | 75                                  | 358                                 |
| 311                  | pan : finished (no.)   | 1.84              | 2.44          | 137                                 | 736                                 |
| 319                  | pan: s.t. (310-315)  | -                 | 4.03          | 238                                 | 1214                                |
| 320                  | bidi (no.)   | 31.31             | 3.84          | 303                                 | 1344                                |
| 321                  | cigarettes (no.)   | 1.23              | 1.28          | 67                                  | 238                                 |
| 326                  | zarda, kimam, surti (gm)                                       | 3.23              | 0.65          | 71                                  | 213                                 |
| 327                  | other tobacco products (gm)                                    | 3.32              | 0.74          | 48                                  | 258                                 |
| 329                  | tobacco: s.t. (320-327)  | -                 | 6.98          | 496                                 | 2122                                |
| 332                  | country liquor (litre)   | 0.50              | 2.07          | 55                                  | 233                                 |
| 334                  | foreign liquor or refined liquor (litre)                       | -                 | 0.67          | 14                                  | 50                                  |
| 339                  | intoxicants: s.t. (330-335)                                    | -                 | 2.94          | 72                                  | 302                                 |
| 341                  | firewood and chips   | 5.89              | 8.49          | 387                                 | 1888                                |
| 342                  | electricity (std. unit)  | 9.33              | 17.40         | 696                                 | 3490                                |
| 343                  | dung cake  | -                 | 3.44          | 230                                 | 1207                                |

\* Unless otherwise specified

(Contd.)

NSS Report No. 461: Consumption of Some Important Commodities in India, 1999-2000

**Table 4U: Monthly per capita quantity and value of consumption for non-food items for each State and UT**

| item code            | item  | quantity<br>(kg*) | value<br>(Rs) | Urban                  |                      |
|----------------------|---|-------------------|---------------|------------------------|----------------------|
|                      |   |                   |               | no. of households      |                      |
|                      |   |                   |               | reporting              | consumption          |
| (1)                  | (2)   | (3)               | (4)           | per 1000<br>households | sample<br>households |
| (1)                  | (2)   | (3)               | (4)           | (5)                    | (6)                  |
| <b>Uttar Pradesh</b> |   |                   |               |                        |                      |
| 344                  | kerosene - P.D.S. (litre)   | 0.50              | 1.75          | 551                    | 2905                 |
| 345                  | kerosene - other sources (litre)  | 0.41              | 4.02          | 395                    | 1568                 |
| 346                  | matches (box)   | 1.87              | 1.00          | 921                    | 4292                 |
| 348                  | L.P.G.  | 1.18              | 14.12         | 442                    | 2087                 |
| 351                  | candle (no.)  | 0.48              | 0.53          | 292                    | 1506                 |
| 359                  | fuel and light: s.t. (340-353)  | -                 | 51.49         | 991                    | 4613                 |
| 361                  | sari (m)  | 0.16              | 6.93          | 639                    | 2971                 |
| 362                  | cloth for shirt, pyjama, salwar etc.(m)                                   | 0.27              | 10.21         | 880                    | 4264                 |
| 363                  | cloth for coat, trousers, overcoat etc. (m)                               | 0.05              | 5.09          | 603                    | 2891                 |
| 364                  | chaddar, dupatta, shawl etc.(no.)   | 0.03              | 1.68          | 489                    | 2325                 |
| 365                  | lungi (no.)   | 0.02              | 1.01          | 615                    | 2890                 |
| 366                  | gamchha, towel, handkerchief (no.)  | 0.05              | 1.44          | 824                    | 3888                 |
| 367                  | hosiery articles, stockings, under-garments etc.(no.)                     | 0.16              | 3.89          | 897                    | 4198                 |
| 368                  | ready-made garments (no.)   | 0.05              | 5.91          | 659                    | 3105                 |
| 371                  | knitted garments, swea- ter, pullover, cardigan, muffler, scarf etc.(no.) | 0.04              | 3.40          | 489                    | 2240                 |
| 372                  | knitting wool, cotton yarn (gm)   | 1.28              | 0.41          | 129                    | 699                  |
| 373                  | clothing: others  | -                 | 1.41          | 173                    | 923                  |
| 379                  | clothing: s.t. (360-373)  | -                 | 41.92         | 991                    | 4596                 |
| 380                  | bed sheet, bed cover (no.)  | 0.01              | 1.48          | 407                    | 2024                 |
| 381                  | rug, blanket (no.)  | -                 | 0.62          | 88                     | 391                  |
| 382                  | pillow, quilt, mattress (no.)   | 0.06              | 1.49          | 215                    | 1035                 |
| 389                  | bedding etc.: s.t. (380-387)  | -                 | 4.08          | 530                    | 2629                 |
| 390                  | leather boots, shoes (pair)   | 0.02              | 3.53          | 554                    | 2437                 |
| 391                  | leather sandals, chappals etc. (pair)                                     | 0.01              | 1.73          | 477                    | 2384                 |
| 392                  | other leather footwear (pair)   | 0.01              | 0.57          | 151                    | 694                  |
| 393                  | rubber / PVC footwear (pair)  | 0.05              | 2.17          | 758                    | 3743                 |
| 394                  | other footwear (pair)   | 0.02              | 0.97          | 327                    | 1605                 |
| 399                  | footwear: s.t. (390-394)  | -                 | 8.97          | 980                    | 4554                 |
| 400                  | books, journals   | -                 | 7.72          | 618                    | 2890                 |
| 401                  | newspapers, periodicals   | -                 | 1.01          | 138                    | 604                  |
| 403                  | stationery  | -                 | 3.70          | 531                    | 2737                 |
| 404                  | tuition and other fees (school, college, etc.)                            | -                 | 16.62         | 570                    | 2721                 |
| 405                  | private tutor/coaching centre   | -                 | 4.32          | 131                    | 565                  |
| 406                  | other educational expenses  | -                 | 1.68          | 284                    | 1352                 |
| 409                  | education: s.t. (400-406)   | -                 | 35.10         | 658                    | 3080                 |
| 410                  | medicine  | -                 | 4.31          | 116                    | 553                  |
| 412                  | doctor's/surgeon's fee  | -                 | 0.97          | 47                     | 238                  |
| 413                  | hospital & nursing home charges   | -                 | 1.15          | 32                     | 135                  |
| 419                  | medical - institutional: s.t. (410-414)                                   | -                 | 7.20          | 124                    | 588                  |
| 420                  | medicine  | -                 | 29.99         | 742                    | 3408                 |
| 421                  | X-ray, ECG, pathological test etc.  | -                 | 1.38          | 20                     | 90                   |
| 422                  | doctor's/surgeon's fee  | -                 | 2.62          | 89                     | 441                  |
| 424                  | other medical expenses  | -                 | 1.24          | 35                     | 178                  |

\* Unless otherwise specified

(Contd.)

NSS Report No. 461: Consumption of Some Important Commodities in India, 1999-2000

**Table 4U: Monthly per capita quantity and value of consumption for non-food items for each State and UT**

| item code            | item  | quantity<br>(kg*) | value<br>(Rs) | Urban                               |                                     |
|----------------------|---|-------------------|---------------|-------------------------------------|-------------------------------------|
|                      |   |                   |               | no. of households                   |                                     |
|                      |   |                   |               | reporting<br>per 1000<br>households | consumption<br>sample<br>households |
| (1)                  | (2)   | (3)               | (4)           | (5)                                 | (6)                                 |
| <b>Uttar Pradesh</b> |   |                   |               |                                     |                                     |
| 429                  | medical - non-institutional: s.t. (420-424)               | -                 | 35.31         | 751                                 | 3483                                |
| 430                  | cinema, theatre   | -                 | 1.10          | 81                                  | 375                                 |
| 431                  | mela, fair, picnic  | -                 | 0.74          | 27                                  | 147                                 |
| 432                  | sports goods, toys etc.                                   | -                 | 0.68          | 37                                  | 178                                 |
| 439                  | entertainment : s.t. (430-437)                            | -                 | 4.19          | 188                                 | 945                                 |
| 442                  | pen   | -                 | 0.46          | 147                                 | 751                                 |
| 446                  | other goods for personal care and effects                 | -                 | 0.50          | 83                                  | 414                                 |
| 449                  | goods for personal care and effects: s.t. (440-446)       | -                 | 2.12          | 238                                 | 1222                                |
| 450                  | toilet soap   | -                 | 5.71          | 979                                 | 4522                                |
| 451                  | toothbrush, toothpaste etc.                               | -                 | 3.75          | 874                                 | 4123                                |
| 452                  | powder, snow, cream                                       | -                 | 2.43          | 435                                 | 2191                                |
| 453                  | hair oil, lotion, shampoo, hair cream                     | -                 | 3.50          | 837                                 | 3987                                |
| 454                  | comb  | -                 | 0.13          | 101                                 | 426                                 |
| 455                  | shaving blades, shaving stick, razor                      | -                 | 1.04          | 575                                 | 2698                                |
| 456                  | shaving cream   | -                 | 0.48          | 233                                 | 1120                                |
| 457                  | sanitary napkins  | -                 | 0.57          | 83                                  | 417                                 |
| 458                  | other toilet articles                                     | -                 | 1.12          | 287                                 | 1380                                |
| 459                  | toilet articles: s.t. (450-458)                           | -                 | 18.73         | 994                                 | 4608                                |
| 460                  | electric bulb, tubelight                                  | -                 | 1.57          | 367                                 | 1805                                |
| 465                  | bucket, water bottle/feeding bottle & other plastic goods | -                 | 0.56          | 54                                  | 231                                 |
| 467                  | washing soap/soda   | -                 | 7.35          | 923                                 | 4483                                |
| 468                  | other washing requisites                                  | -                 | 1.45          | 453                                 | 2253                                |
| 470                  | agarbati  | -                 | 1.17          | 578                                 | 2906                                |
| 473                  | other petty articles                                      | -                 | 1.21          | 249                                 | 1224                                |
| 479                  | sundry articles: s.t. (460-473)                           | -                 | 14.56         | 962                                 | 4612                                |
| 480                  | domestic servant/cook                                     | -                 | 2.38          | 37                                  | 218                                 |
| 481                  | sweeper   | -                 | 1.02          | 272                                 | 1422                                |
| 482                  | barber, beautician etc.                                   | -                 | 2.96          | 786                                 | 3748                                |
| 483                  | washerman, laundry, ironing                               | -                 | 1.75          | 234                                 | 1228                                |
| 484                  | tailor  | -                 | 3.59          | 127                                 | 562                                 |
| 486                  | legal expenses  | -                 | 1.14          | 8                                   | 41                                  |
| 487                  | postage & telegram  | -                 | 0.93          | 257                                 | 1011                                |
| 488                  | telephone charges   | -                 | 5.88          | 179                                 | 1027                                |
| 491                  | grinding charges  | -                 | 2.93          | 528                                 | 2683                                |
| 492                  | miscellaneous expenses                                    | -                 | 4.02          | 447                                 | 2285                                |
| 493                  | pet animals (incl. birds, fish)                           | -                 | 1.76          | 31                                  | 105                                 |
| 494                  | other consumer services excluding conveyance              | -                 | 1.28          | 222                                 | 1123                                |
| 499                  | consumer services excluding conveyance: s.t. (480-494)    | -                 | 30.41         | 965                                 | 4558                                |
| 501                  | railway fare  | -                 | 3.09          | 42                                  | 208                                 |
| 502                  | bus/tram fare   | -                 | 5.94          | 300                                 | 1482                                |
| 503                  | taxi, auto-rickshaw fare                                  | -                 | 2.38          | 200                                 | 1040                                |
| 505                  | rickshaw (hand drawn & cycle) fare                        | -                 | 2.45          | 262                                 | 1373                                |
| 508                  | petrol  | -                 | 13.12         | 146                                 | 773                                 |
| 510                  | diesel  | -                 | 0.70          | 8                                   | 43                                  |

\* Unless otherwise specified

(Contd.)

NSS Report No. 461: Consumption of Some Important Commodities in India, 1999-2000

**Table 4U: Monthly per capita quantity and value of consumption for non-food items for each State and UT**

| item code            | item   | quantity<br>(kg*) | value<br>(Rs) | Urban                               |                                     |
|----------------------|--|-------------------|---------------|-------------------------------------|-------------------------------------|
|                      |  |                   |               | no. of households                   |                                     |
|                      |  |                   |               | reporting<br>per 1000<br>households | consumption<br>sample<br>households |
| (1)                  | (2)  | (3)               | (4)           | (5)                                 | (6)                                 |
| <b>Uttar Pradesh</b> |  |                   |               |                                     |                                     |
| 511                  | lubricating oil  | -                 | 0.60          | 45                                  | 225                                 |
| 512                  | school bus/van   | -                 | 0.99          | 25                                  | 90                                  |
| 519                  | conveyance : s.t. (500-513)                                    | -                 | 30.07         | 629                                 | 3095                                |
| 520                  | house rent, garage rent (actual)                               | -                 | 16.66         | 220                                 | 969                                 |
| 521                  | residential land rent  | -                 | 1.42          | 25                                  | 110                                 |
| 529                  | rent: s.t. (520-522)   | -                 | 18.14         | 247                                 | 1083                                |
| 539                  | house rent, garage rent (imputed- urban only)                  | -                 | 109.45        | 671                                 | 3077                                |
| 540                  | water charges  | -                 | 1.27          | 264                                 | 1468                                |
| 541                  | other consumer taxes & cesses                                  | -                 | 1.45          | 221                                 | 1256                                |
| 549                  | consumer taxes and cesses: s.t. (540-541)                      | -                 | 2.72          | 358                                 | 1935                                |
| 559                  | furniture & fixtures: s.t. (550-557)                           | -                 | 0.85          | 110                                 | 476                                 |
| 562                  | television   | -                 | 1.27          | 71                                  | 329                                 |
| 569                  | goods for recreation: s.t.(560-568)                            | -                 | 1.80          | 119                                 | 575                                 |
| 570                  | gold ornaments   | -                 | 1.83          | 42                                  | 127                                 |
| 579                  | jewellery and ornaments: s.t. (570-573)                        | -                 | 2.45          | 107                                 | 486                                 |
| 580                  | stainless steel utensils                                       | -                 | 0.82          | 352                                 | 1721                                |
| 583                  | other crockery & utensils                                      | -                 | 0.17          | 114                                 | 529                                 |
| 589                  | crockery & utensils: s.t. (580-583)                            | -                 | 1.13          | 421                                 | 2055                                |
| 595                  | stove  | -                 | 0.12          | 160                                 | 718                                 |
| 609                  | cooking and household appliances: s.t. (590-600)               | -                 | 1.79          | 290                                 | 1338                                |
| 610                  | bicycle  | -                 | 1.37          | 462                                 | 2281                                |
| 611                  | motor cycle, scooter   | -                 | 3.27          | 148                                 | 771                                 |
| 612                  | motor car, jeep  | -                 | 3.55          | 24                                  | 115                                 |
| 613                  | tyres & tubes  | -                 | 0.30          | 112                                 | 637                                 |
| 619                  | personal transport equipment: s.t. (610-614)                   | -                 | 8.54          | 554                                 | 2780                                |
| 639                  | other personal goods: s.t. (630-632)                           | -                 | 0.14          | 101                                 | 513                                 |
| 642                  | residential building & land (cost of repairs only)             | -                 | 5.54          | 265                                 | 1440                                |
| 649                  | residential building, land and other durables : s.t. (640-643) | -                 | 6.04          | 301                                 | 1632                                |
| 659                  | durable goods : total<br>(559+569+579+589+609+619+629+639+649) | -                 | 22.76         | 835                                 | 3991                                |
| 999                  | total non-food   | -                 | 342.00        | 1000                                | 4638                                |
| <b>West Bengal</b>   |  |                   |               |                                     |                                     |
| 310                  | pan : leaf (no.)   | 2.54              | 0.56          | 80                                  | 267                                 |
| 311                  | pan : finished (no.)   | 1.78              | 1.64          | 122                                 | 402                                 |
| 319                  | pan: s.t. (310-315)  | -                 | 2.87          | 206                                 | 690                                 |
| 320                  | bidi (no.)   | 42.79             | 4.61          | 367                                 | 1201                                |
| 321                  | cigarettes (no.)   | 8.43              | 9.09          | 221                                 | 785                                 |
| 322                  | leaf tobacco   | 0.33              | 0.81          | 63                                  | 225                                 |
| 329                  | tobacco: s.t. (320-327)  | -                 | 14.92         | 588                                 | 2005                                |
| 332                  | country liquor (litre)   | 0.23              | 1.36          | 47                                  | 167                                 |
| 334                  | foreign liquor or refined liquor (litre)                       | 0.05              | 0.60          | 10                                  | 31                                  |
| 339                  | intoxicants: s.t. (330-335)                                    | -                 | 2.26          | 62                                  | 221                                 |
| 340                  | coke   | 1.75              | 3.12          | 117                                 | 365                                 |

\* Unless otherwise specified

(Contd.)

NSS Report No. 461: Consumption of Some Important Commodities in India, 1999-2000



**Table 4U: Monthly per capita quantity and value of consumption for non-food items for each State and UT**

| item code          | item  | quantity<br>(kg*) | value<br>(Rs) | Urban                               |                                     |
|--------------------|---|-------------------|---------------|-------------------------------------|-------------------------------------|
|                    |   |                   |               | no. of households                   |                                     |
|                    |   |                   |               | reporting<br>per 1000<br>households | consumption<br>sample<br>households |
| (1)                | (2)   | (3)               | (4)           | (5)                                 | (6)                                 |
| <b>West Bengal</b> |   |                   |               |                                     |                                     |
| 341                | firewood and chips  | 2.96              | 3.63          | 173                                 | 550                                 |
| 342                | electricity (std. unit)   | 16.00             | 27.90         | 751                                 | 2601                                |
| 343                | dung cake   | -                 | 1.56          | 229                                 | 770                                 |
| 344                | kerosene - P.D.S. (litre)   | 0.71              | 2.78          | 644                                 | 2190                                |
| 345                | kerosene - other sources (litre)  | 0.79              | 8.94          | 528                                 | 1780                                |
| 346                | matches (box)   | 1.41              | 0.81          | 913                                 | 3117                                |
| 347                | coal  | 1.92              | 3.77          | 135                                 | 494                                 |
| 348                | L.P.G.  | 1.31              | 17.50         | 346                                 | 1243                                |
| 351                | candle (no.)  | 0.25              | 0.39          | 233                                 | 745                                 |
| 353                | other fuel  | -                 | 1.27          | 78                                  | 256                                 |
| 359                | fuel and light: s.t. (340-353)  | -                 | 71.72         | 990                                 | 3384                                |
| 360                | dhoti (m)   | 0.04              | 0.95          | 191                                 | 702                                 |
| 361                | sari (m)  | 0.37              | 15.23         | 873                                 | 2909                                |
| 362                | cloth for shirt, pyjama, salwar etc.(m)                                 | 0.09              | 5.37          | 725                                 | 2501                                |
| 363                | cloth for coat, trousers, overcoat etc. (m)                             | 0.04              | 5.31          | 590                                 | 2026                                |
| 364                | chaddar, dupatta, shawl etc.(no.)                                       | 0.01              | 1.26          | 200                                 | 720                                 |
| 365                | lungi (no.)   | 0.05              | 2.67          | 852                                 | 2949                                |
| 366                | gamchha, towel, handkerchief (no.)                                      | 0.06              | 1.64          | 950                                 | 3255                                |
| 367                | hosiery articles, stockings, under-garments etc.(no.)                   | 0.15              | 5.51          | 938                                 | 3190                                |
| 368                | ready-made garments (no.)   | 0.13              | 12.24         | 920                                 | 3127                                |
| 371                | knitted garments, sweater, pullover, cardigan, muffler, scarf etc.(no.) | 0.01              | 1.93          | 263                                 | 923                                 |
| 373                | clothing: others  | -                 | 1.15          | 129                                 | 457                                 |
| 379                | clothing: s.t. (360-373)  | -                 | 53.51         | 999                                 | 3425                                |
| 380                | bed sheet, bed cover (no.)  | 0.02              | 2.26          | 503                                 | 1725                                |
| 384                | mosquito net (no.)  | -                 | 0.42          | 147                                 | 511                                 |
| 389                | bedding etc.: s.t. (380-387)  | -                 | 3.69          | 579                                 | 1995                                |
| 390                | leather boots, shoes (pair)   | 0.01              | 2.71          | 287                                 | 1020                                |
| 391                | leather sandals, chappals etc. (pair)                                   | 0.03              | 3.48          | 574                                 | 2011                                |
| 392                | other leather footwear (pair)   | -                 | 0.43          | 108                                 | 404                                 |
| 393                | rubber / PVC footwear (pair)  | 0.05              | 1.83          | 772                                 | 2633                                |
| 394                | other footwear (pair)   | 0.01              | 0.47          | 173                                 | 578                                 |
| 399                | footwear: s.t. (390-394)  | -                 | 8.92          | 966                                 | 3320                                |
| 400                | books, journals   | -                 | 6.24          | 502                                 | 1717                                |
| 401                | newspapers, periodicals   | -                 | 2.67          | 264                                 | 937                                 |
| 403                | stationery  | -                 | 1.94          | 465                                 | 1520                                |
| 404                | tuition and other fees (school, college, etc.)                          | -                 | 6.54          | 348                                 | 1172                                |
| 405                | private tutor/coaching centre   | -                 | 19.88         | 372                                 | 1272                                |
| 406                | other educational expenses  | -                 | 1.99          | 251                                 | 815                                 |
| 409                | education: s.t. (400-406)   | -                 | 39.35         | 669                                 | 2249                                |
| 410                | medicine  | -                 | 3.96          | 185                                 | 640                                 |
| 411                | X-ray, ECG, pathological test etc.                                      | -                 | 0.85          | 43                                  | 165                                 |
| 412                | doctor's/surgeon's fee  | -                 | 1.31          | 122                                 | 441                                 |
| 413                | hospital & nursing home charges   | -                 | 3.52          | 48                                  | 169                                 |

\* Unless otherwise specified

(Contd.)

NSS Report No. 461: Consumption of Some Important Commodities in India, 1999-2000

**Table 4U: Monthly per capita quantity and value of consumption for non-food items for each State and UT**

| item code          | item   | quantity<br>(kg*) | value<br>(Rs) | Urban                               |                                     |
|--------------------|--|-------------------|---------------|-------------------------------------|-------------------------------------|
|                    |  |                   |               | no. of households                   |                                     |
|                    |  |                   |               | reporting<br>per 1000<br>households | consumption<br>sample<br>households |
| (1)                | (2)  | (3)               | (4)           | (5)                                 | (6)                                 |
| <b>West Bengal</b> |  |                   |               |                                     |                                     |
| 414                | other medical expenses                                 | -                 | 0.62          | 47                                  | 153                                 |
| 419                | medical - institutional: s.t. (410-414)                | -                 | 10.26         | 202                                 | 684                                 |
| 420                | medicine   | -                 | 24.22         | 646                                 | 2219                                |
| 421                | X-ray, ECG, pathological test etc.                     | -                 | 1.79          | 25                                  | 87                                  |
| 422                | doctor's/surgeon's fee                                 | -                 | 4.90          | 305                                 | 1033                                |
| 424                | other medical expenses                                 | -                 | 1.05          | 35                                  | 133                                 |
| 429                | medical - non-institutional: s.t. (420-424)            | -                 | 32.12         | 662                                 | 2283                                |
| 430                | cinema, theatre  | -                 | 2.00          | 194                                 | 718                                 |
| 431                | mela, fair, picnic                                     | -                 | 1.11          | 37                                  | 135                                 |
| 432                | sports goods, toys etc.                                | -                 | 0.64          | 40                                  | 145                                 |
| 439                | entertainment : s.t. (430-437)                         | -                 | 6.33          | 287                                 | 1047                                |
| 440                | spectacles   | -                 | 0.91          | 11                                  | 42                                  |
| 442                | pen  | -                 | 0.35          | 113                                 | 421                                 |
| 444                | umbrella, raincoat                                     | -                 | 1.20          | 38                                  | 137                                 |
| 449                | goods for personal care and effects: s.t. (440-446)    | -                 | 3.24          | 215                                 | 796                                 |
| 450                | toilet soap  | -                 | 5.68          | 992                                 | 3400                                |
| 451                | toothbrush, toothpaste etc.                            | -                 | 14.13         | 911                                 | 3082                                |
| 452                | powder, snow, cream                                    | -                 | 8.91          | 394                                 | 1414                                |
| 453                | hair oil, lotion, shampoo, hair cream                  | -                 | 5.48          | 923                                 | 3146                                |
| 455                | shaving blades, shaving stick, razor                   | -                 | 1.13          | 551                                 | 1837                                |
| 456                | shaving cream  | -                 | 0.67          | 205                                 | 696                                 |
| 457                | sanitary napkins                                       | -                 | 0.91          | 101                                 | 320                                 |
| 458                | other toilet articles                                  | -                 | 1.26          | 203                                 | 695                                 |
| 459                | toilet articles: s.t. (450-458)                        | -                 | 38.23         | 997                                 | 3423                                |
| 460                | electric bulb, tubelight                               | -                 | 1.14          | 182                                 | 673                                 |
| 467                | washing soap/soda                                      | -                 | 6.63          | 939                                 | 3218                                |
| 468                | other washing requisites                               | -                 | 2.22          | 431                                 | 1537                                |
| 470                | agarbati   | -                 | 1.79          | 714                                 | 2468                                |
| 471                | flower(fresh) : all purposes                           | -                 | 0.86          | 183                                 | 654                                 |
| 472                | insecticide, acid etc.                                 | -                 | 0.76          | 171                                 | 595                                 |
| 473                | other petty articles                                   | -                 | 0.78          | 161                                 | 518                                 |
| 479                | sundry articles: s.t. (460-473)                        | -                 | 15.36         | 986                                 | 3382                                |
| 480                | domestic servant/cook                                  | -                 | 11.83         | 217                                 | 766                                 |
| 482                | barber, beautician etc.                                | -                 | 3.47          | 790                                 | 2719                                |
| 483                | washerman, laundry, ironing                            | -                 | 1.50          | 214                                 | 751                                 |
| 484                | tailor   | -                 | 2.96          | 103                                 | 334                                 |
| 487                | postage & telegram                                     | -                 | 0.56          | 202                                 | 749                                 |
| 488                | telephone charges                                      | -                 | 9.74          | 180                                 | 630                                 |
| 491                | grinding charges                                       | -                 | 0.42          | 137                                 | 499                                 |
| 492                | miscellaneous expenses                                 | -                 | 4.00          | 294                                 | 1028                                |
| 493                | pet animals (incl. birds, fish)                        | -                 | 0.66          | 19                                  | 61                                  |
| 494                | other consumer services excluding conveyance           | -                 | 0.84          | 89                                  | 304                                 |
| 499                | consumer services excluding conveyance: s.t. (480-494) | -                 | 37.24         | 939                                 | 3218                                |
| 501                | railway fare   | -                 | 4.93          | 228                                 | 760                                 |

\* Unless otherwise specified

(Contd.)

NSS Report No. 461: Consumption of Some Important Commodities in India, 1999-2000

**Table 4U: Monthly per capita quantity and value of consumption for non-food items for each State and UT**

| item code                  | item   | quantity<br>(kg*) | value<br>(Rs) | Urban                               |                                     |
|----------------------------|--|-------------------|---------------|-------------------------------------|-------------------------------------|
|                            |  |                   |               | no. of households                   |                                     |
|                            |  |                   |               | reporting<br>per 1000<br>households | consumption<br>sample<br>households |
| (1)                        | (2)  | (3)               | (4)           | (5)                                 | (6)                                 |
| <b>West Bengal</b>         |  |                   |               |                                     |                                     |
| 502                        | bus/tram fare  | -                 | 15.55         | 675                                 | 2312                                |
| 503                        | taxi, auto-rickshaw fare                                       | -                 | 4.10          | 172                                 | 565                                 |
| 505                        | rickshaw (hand drawn & cycle) fare                             | -                 | 1.74          | 195                                 | 704                                 |
| 508                        | petrol   | -                 | 3.21          | 44                                  | 159                                 |
| 510                        | diesel   | -                 | 0.81          | 6                                   | 18                                  |
| 512                        | school bus/van   | -                 | 1.01          | 18                                  | 64                                  |
| 519                        | conveyance : s.t. (500-513)                                    | -                 | 31.91         | 777                                 | 2654                                |
| 520                        | house rent, garage rent (actual)                               | -                 | 24.32         | 305                                 | 991                                 |
| 521                        | residential land rent  | -                 | 1.28          | 53                                  | 175                                 |
| 529                        | rent: s.t. (520-522)   | -                 | 25.76         | 355                                 | 1156                                |
| 539                        | house rent, garage rent (imputed- urban only)                  | -                 | 144.28        | 621                                 | 2203                                |
| 541                        | other consumer taxes & cesses                                  | -                 | 1.12          | 203                                 | 698                                 |
| 549                        | consumer taxes and cesses: s.t. (540-541)                      | -                 | 1.27          | 224                                 | 744                                 |
| 559                        | furniture & fixtures: s.t. (550-557)                           | -                 | 0.87          | 39                                  | 156                                 |
| 562                        | television   | -                 | 2.05          | 52                                  | 177                                 |
| 569                        | goods for recreation: s.t.(560-568)                            | -                 | 2.79          | 95                                  | 352                                 |
| 570                        | gold ornaments   | -                 | 1.20          | 18                                  | 77                                  |
| 579                        | jewellery and ornaments: s.t. (570-573)                        | -                 | 1.34          | 39                                  | 149                                 |
| 580                        | stainless steel utensils                                       | -                 | 0.48          | 178                                 | 608                                 |
| 589                        | crocery & utensils: s.t. (580-583)                             | -                 | 0.78          | 242                                 | 788                                 |
| 609                        | cooking and household appliances: s.t. (590-600)               | -                 | 1.07          | 97                                  | 339                                 |
| 610                        | bicycle  | -                 | 0.90          | 291                                 | 1012                                |
| 611                        | motor cycle, scooter   | -                 | 1.63          | 36                                  | 143                                 |
| 619                        | personal transport equipment: s.t. (610-614)                   | -                 | 3.04          | 345                                 | 1205                                |
| 642                        | residential building & land (cost of repairs only)             | -                 | 3.93          | 102                                 | 308                                 |
| 649                        | residential building, land and other durables : s.t. (640-643) | -                 | 4.30          | 129                                 | 401                                 |
| 659                        | durable goods : total<br>(559+569+579+589+609+619+629+639+649) | -                 | 14.58         | 595                                 | 1990                                |
| 999                        | total non-food   | -                 | 414.00        | 1000                                | 3432                                |
| <b>A. &amp; N. Islands</b> |  |                   |               |                                     |                                     |
| 310                        | pan : leaf (no.)   | 4.68              | 0.88          | 113                                 | 25                                  |
| 311                        | pan : finished (no.)   | 12.06             | 18.63         | 473                                 | 88                                  |
| 312                        | supari (gm)  | 9.92              | 1.09          | 109                                 | 25                                  |
| 313                        | lime (gm)  | 1.61              | 0.28          | 127                                 | 24                                  |
| 319                        | pan: s.t. (310-315)  | -                 | 20.95         | 566                                 | 108                                 |
| 320                        | bidi (no.)   | 6.61              | 1.54          | 131                                 | 22                                  |
| 321                        | cigarettes (no.)   | 2.54              | 3.64          | 115                                 | 27                                  |
| 322                        | leaf tobacco   | 0.04              | 0.51          | 170                                 | 28                                  |
| 326                        | zarda, kimam, surti (gm)                                       | 0.96              | 0.52          | 77                                  | 13                                  |
| 329                        | tobacco: s.t. (320-327)  | -                 | 6.38          | 394                                 | 73                                  |
| 332                        | country liquor (litre)   | 0.10              | 3.59          | 103                                 | 21                                  |
| 334                        | foreign liquor or refined liquor (litre)                       | 0.06              | 10.43         | 265                                 | 50                                  |
| 335                        | other intoxicants  | -                 | 1.39          | 18                                  | 2                                   |

\* Unless otherwise specified

(Contd.)

NSS Report No. 461: Consumption of Some Important Commodities in India, 1999-2000

**Table 4U: Monthly per capita quantity and value of consumption for non-food items for each State and UT**

| item code                  | item  | quantity<br>(kg*) | value<br>(Rs) | Urban                               |                                     |
|----------------------------|---|-------------------|---------------|-------------------------------------|-------------------------------------|
|                            |   |                   |               | no. of households                   |                                     |
|                            |   |                   |               | reporting<br>per 1000<br>households | consumption<br>sample<br>households |
| (1)                        | (2)   | (3)               | (4)           | (5)                                 | (6)                                 |
| <b>A. &amp; N. Islands</b> |   |                   |               |                                     |                                     |
| 339                        | intoxicants: s.t. (330-335)                           | -                 | 15.60         | 370                                 | 69                                  |
| 341                        | firewood and chips                                    | 4.51              | 3.74          | 142                                 | 24                                  |
| 342                        | electricity (std. unit)                               | 20.80             | 22.51         | 951                                 | 179                                 |
| 344                        | kerosene - P.D.S. (litre)                             | 1.12              | 4.65          | 498                                 | 93                                  |
| 345                        | kerosene - other sources (litre)                      | 1.25              | 10.12         | 481                                 | 90                                  |
| 346                        | matches (box)   | 1.64              | 1.64          | 936                                 | 178                                 |
| 348                        | L.P.G.  | 1.31              | 16.05         | 403                                 | 82                                  |
| 351                        | candle (no.)  | 0.98              | 2.14          | 436                                 | 94                                  |
| 359                        | fuel and light: s.t. (340-353)                        | -                 | 61.21         | 993                                 | 189                                 |
| 361                        | sari (m)  | 0.23              | 11.56         | 856                                 | 161                                 |
| 362                        | cloth for shirt, pyjama, salwar etc.(m)               | 0.23              | 10.59         | 929                                 | 175                                 |
| 363                        | cloth for coat, trousers, overcoat etc. (m)           | 0.09              | 11.76         | 841                                 | 154                                 |
| 364                        | chaddar, dupatta, shawl etc.(no.)                     | -                 | 0.34          | 109                                 | 32                                  |
| 365                        | lungi (no.)   | 0.03              | 2.62          | 883                                 | 165                                 |
| 366                        | gamchha, towel, handkerchief (no.)                    | 0.06              | 1.97          | 859                                 | 165                                 |
| 367                        | hosiery articles, stockings, under-garments etc.(no.) | 0.15              | 4.57          | 958                                 | 180                                 |
| 368                        | ready-made garments (no.)                             | 0.06              | 10.50         | 779                                 | 150                                 |
| 379                        | clothing: s.t. (360-373)                              | -                 | 54.73         | 989                                 | 189                                 |
| 380                        | bed sheet, bed cover (no.)                            | 0.01              | 1.55          | 324                                 | 66                                  |
| 382                        | pillow, quilt, mattress (no.)                         | -                 | 1.42          | 52                                  | 12                                  |
| 389                        | bedding etc.: s.t. (380-387)                          | -                 | 3.33          | 398                                 | 79                                  |
| 390                        | leather boots, shoes (pair)                           | 0.01              | 4.52          | 357                                 | 80                                  |
| 391                        | leather sandals, chappals etc. (pair)                 | 0.02              | 3.84          | 566                                 | 120                                 |
| 392                        | other leather footwear (pair)                         | 0.01              | 1.22          | 160                                 | 37                                  |
| 393                        | rubber / PVC footwear (pair)                          | 0.08              | 4.89          | 849                                 | 149                                 |
| 394                        | other footwear (pair)                                 | 0.01              | 1.24          | 220                                 | 49                                  |
| 399                        | footwear: s.t. (390-394)                              | -                 | 15.72         | 980                                 | 187                                 |
| 400                        | books, journals                                       | -                 | 8.22          | 605                                 | 113                                 |
| 401                        | newspapers, periodicals                               | -                 | 0.74          | 119                                 | 30                                  |
| 403                        | stationery  | -                 | 4.02          | 647                                 | 115                                 |
| 404                        | tuition and other fees (school, college, etc.)        | -                 | 5.63          | 328                                 | 54                                  |
| 405                        | private tutor/coaching centre                         | -                 | 9.97          | 126                                 | 19                                  |
| 406                        | other educational expenses                            | -                 | 1.43          | 304                                 | 46                                  |
| 409                        | education: s.t. (400-406)                             | -                 | 30.49         | 768                                 | 144                                 |
| 410                        | medicine  | -                 | 3.32          | 126                                 | 32                                  |
| 411                        | X-ray, ECG, pathological test etc.                    | -                 | 0.58          | 9                                   | 4                                   |
| 412                        | doctor's/surgeon's fee                                | -                 | 1.34          | 35                                  | 11                                  |
| 413                        | hospital & nursing home charges                       | -                 | 1.00          | 35                                  | 13                                  |
| 414                        | other medical expenses                                | -                 | 0.90          | 25                                  | 5                                   |
| 419                        | medical - institutional: s.t. (410-414)               | -                 | 7.14          | 130                                 | 33                                  |
| 420                        | medicine  | -                 | 4.67          | 208                                 | 50                                  |
| 429                        | medical - non-institutional: s.t. (420-424)           | -                 | 4.84          | 208                                 | 50                                  |
| 430                        | cinema, theatre                                       | -                 | 1.82          | 77                                  | 19                                  |
| 431                        | mela, fair, picnic                                    | -                 | 1.65          | 64                                  | 11                                  |

\* Unless otherwise specified

(Contd.)

NSS Report No. 461: Consumption of Some Important Commodities in India, 1999-2000

**Table 4U: Monthly per capita quantity and value of consumption for non-food items for each State and UT**

| item code                  | item  | quantity<br>(kg*) | value<br>(Rs) | Urban                               |                                     |
|----------------------------|---|-------------------|---------------|-------------------------------------|-------------------------------------|
|                            |   |                   |               | no. of households                   |                                     |
|                            |   |                   |               | reporting<br>per 1000<br>households | consumption<br>sample<br>households |
| (1)                        | (2)   | (3)               | (4)           | (5)                                 | (6)                                 |
| <b>A. &amp; N. Islands</b> |   |                   |               |                                     |                                     |
| 439                        | entertainment : s.t. (430-437)                            | -                 | 10.05         | 353                                 | 81                                  |
| 440                        | spectacles  | -                 | 1.69          | 13                                  | 2                                   |
| 442                        | pen   | -                 | 0.53          | 95                                  | 23                                  |
| 449                        | goods for personal care and effects: s.t. (440-446)       | -                 | 3.72          | 168                                 | 38                                  |
| 450                        | toilet soap   | -                 | 9.68          | 1000                                | 191                                 |
| 451                        | toothbrush, toothpaste etc.                               | -                 | 6.18          | 975                                 | 185                                 |
| 452                        | powder, snow, cream                                       | -                 | 2.90          | 558                                 | 105                                 |
| 453                        | hair oil, lotion, shampoo, hair cream                     | -                 | 4.66          | 834                                 | 167                                 |
| 455                        | shaving blades, shaving stick, razor                      | -                 | 2.29          | 955                                 | 177                                 |
| 456                        | shaving cream   | -                 | 0.80          | 261                                 | 62                                  |
| 458                        | other toilet articles                                     | -                 | 0.99          | 133                                 | 27                                  |
| 459                        | toilet articles: s.t. (450-458)                           | -                 | 27.93         | 1000                                | 191                                 |
| 460                        | electric bulb, tubelight                                  | -                 | 2.04          | 243                                 | 47                                  |
| 461                        | electric batteries  | -                 | 0.93          | 162                                 | 23                                  |
| 464                        | glassware   | -                 | 0.69          | 20                                  | 6                                   |
| 465                        | bucket, water bottle/feeding bottle & other plastic goods | -                 | 1.45          | 45                                  | 11                                  |
| 467                        | washing soap/soda   | -                 | 12.33         | 991                                 | 189                                 |
| 468                        | other washing requisites                                  | -                 | 3.37          | 639                                 | 121                                 |
| 470                        | agarbati  | -                 | 2.81          | 673                                 | 136                                 |
| 472                        | insecticide, acid etc.                                    | -                 | 1.24          | 160                                 | 34                                  |
| 473                        | other petty articles                                      | -                 | 4.55          | 504                                 | 88                                  |
| 479                        | sundry articles: s.t. (460-473)                           | -                 | 29.99         | 994                                 | 190                                 |
| 480                        | domestic servant/cook                                     | -                 | 6.12          | 39                                  | 11                                  |
| 482                        | barber, beautician etc.                                   | -                 | 5.52          | 760                                 | 150                                 |
| 484                        | tailor  | -                 | 5.25          | 124                                 | 28                                  |
| 485                        | priest  | -                 | 3.93          | 430                                 | 69                                  |
| 487                        | postage & telegram  | -                 | 1.53          | 486                                 | 90                                  |
| 488                        | telephone charges   | -                 | 14.22         | 268                                 | 60                                  |
| 490                        | repair charges for non-durables                           | -                 | 0.55          | 29                                  | 6                                   |
| 492                        | miscellaneous expenses                                    | -                 | 1.07          | 114                                 | 26                                  |
| 493                        | pet animals (incl. birds, fish)                           | -                 | 1.22          | 35                                  | 7                                   |
| 499                        | consumer services excluding conveyance: s.t. (480-494)    | -                 | 40.03         | 959                                 | 183                                 |
| 500                        | airway fare   | -                 | 1.38          | 0                                   | 1                                   |
| 501                        | railway fare  | -                 | 1.08          | 8                                   | 2                                   |
| 502                        | bus/tram fare   | -                 | 24.92         | 773                                 | 139                                 |
| 503                        | taxi, auto-rickshaw fare                                  | -                 | 3.64          | 246                                 | 45                                  |
| 504                        | steamer, boat fare  | -                 | 7.14          | 64                                  | 11                                  |
| 507                        | porter charges  | -                 | 0.60          | 5                                   | 1                                   |
| 508                        | petrol  | -                 | 22.19         | 233                                 | 57                                  |
| 511                        | lubricating oil   | -                 | 1.60          | 224                                 | 52                                  |
| 519                        | conveyance : s.t. (500-513)                               | -                 | 62.71         | 925                                 | 176                                 |
| 520                        | house rent, garage rent (actual)                          | -                 | 91.03         | 591                                 | 105                                 |
| 521                        | residential land rent                                     | -                 | 1.39          | 17                                  | 3                                   |
| 522                        | consumer rent (other goods)                               | -                 | 0.71          | 53                                  | 12                                  |

\* Unless otherwise specified

(Contd.)

NSS Report No. 461: Consumption of Some Important Commodities in India, 1999-2000

**Table 4U: Monthly per capita quantity and value of consumption for non-food items for each State and UT**

| item code                  | item   | quantity<br>(kg*) | value<br>(Rs) | Urban                               |                                     |
|----------------------------|--|-------------------|---------------|-------------------------------------|-------------------------------------|
|                            |  |                   |               | no. of households                   |                                     |
|                            |  |                   |               | reporting<br>per 1000<br>households | consumption<br>sample<br>households |
| (1)                        | (2)  | (3)               | (4)           | (5)                                 | (6)                                 |
| <b>A. &amp; N. Islands</b> |  |                   |               |                                     |                                     |
| 529                        | rent: s.t. (520-522)   | -                 | 93.13         | 646                                 | 115                                 |
| 539                        | house rent, garage rent (imputed- urban only)                  | -                 | 106.87        | 392                                 | 83                                  |
| 540                        | water charges  | -                 | 2.16          | 448                                 | 93                                  |
| 541                        | other consumer taxes & cesses                                  | -                 | 0.91          | 293                                 | 58                                  |
| 549                        | consumer taxes and cesses: s.t. (540-541)                      | -                 | 3.07          | 511                                 | 105                                 |
| 550                        | bedstead   | -                 | 2.41          | 13                                  | 3                                   |
| 551                        | almirah, dressing table  | -                 | 1.16          | 13                                  | 5                                   |
| 552                        | chair, stool, bench, table                                     | -                 | 0.80          | 11                                  | 4                                   |
| 557                        | other furniture & fixtures (couch, sofa etc.)                  | -                 | 0.96          | 9                                   | 3                                   |
| 559                        | furniture & fixtures: s.t. (550-557)                           | -                 | 5.49          | 49                                  | 16                                  |
| 562                        | televis ion  | -                 | 9.04          | 53                                  | 13                                  |
| 565                        | tape recorder, CD player                                       | -                 | 1.12          | 22                                  | 5                                   |
| 569                        | goods for recreation: s.t.(560-568)                            | -                 | 10.29         | 108                                 | 23                                  |
| 570                        | gold ornaments   | -                 | 12.35         | 92                                  | 24                                  |
| 579                        | jewellery and ornaments: s.t. (570-573)                        | -                 | 12.63         | 108                                 | 27                                  |
| 580                        | stainless steel utensils                                       | -                 | 1.54          | 209                                 | 46                                  |
| 589                        | crocker y & utensils: s.t. (580-583)                           | -                 | 1.92          | 252                                 | 54                                  |
| 594                        | washing machine  | -                 | 0.90          | 3                                   | 2                                   |
| 597                        | refrigerator   | -                 | 6.33          | 27                                  | 3                                   |
| 609                        | cooking and household appliances: s.t. (590-600)               | -                 | 7.75          | 86                                  | 21                                  |
| 611                        | motor cycle, scooter   | -                 | 8.48          | 172                                 | 43                                  |
| 612                        | motor car, jeep  | -                 | 1.17          | 16                                  | 5                                   |
| 613                        | tyres & tubes  | -                 | 0.69          | 68                                  | 16                                  |
| 619                        | personal transport equipment: s.t. (610-614)                   | -                 | 10.48         | 244                                 | 57                                  |
| 639                        | other personal goods: s.t. (630-632)                           | -                 | 0.73          | 40                                  | 9                                   |
| 642                        | residential building & land (cost of repairs only)             | -                 | 2.22          | 19                                  | 7                                   |
| 649                        | residential building, land and other durables : s.t. (640-643) | -                 | 2.37          | 44                                  | 12                                  |
| 659                        | durable goods : total<br>(559+569+579+589+609+619+629+639+649) | -                 | 52.07         | 608                                 | 127                                 |
| 999                        | total non-food   | -                 | 543.00        | 1000                                | 191                                 |
| <b>Chandigarh</b>          |  |                   |               |                                     |                                     |
| 320                        | bidi (no.)   | 35.71             | 4.93          | 250                                 | 178                                 |
| 321                        | cigarettes (no.)   | 3.57              | 3.39          | 90                                  | 67                                  |
| 329                        | tobacco: s.t. (320-327)  | -                 | 8.76          | 328                                 | 241                                 |
| 332                        | country liquor (litre)   | 0.33              | 5.70          | 101                                 | 66                                  |
| 334                        | foreign liquor or refined liquor (litre)                       | 0.09              | 4.38          | 85                                  | 62                                  |
| 339                        | intoxicants: s.t. (330-335)                                    | -                 | 10.34         | 189                                 | 132                                 |
| 341                        | firewood and chips   | 1.09              | 1.60          | 69                                  | 50                                  |
| 342                        | electricity (std. unit)  | 27.76             | 44.76         | 943                                 | 718                                 |
| 344                        | kerosene - P.D.S. (litre)                                      | 0.84              | 2.15          | 180                                 | 121                                 |
| 345                        | kerosene - other sources (litre)                               | 0.33              | 2.48          | 120                                 | 89                                  |
| 346                        | matches (box)  | 2.06              | 1.27          | 948                                 | 707                                 |
| 348                        | L.P.G.   | 2.45              | 29.95         | 747                                 | 578                                 |

\* Unless otherwise specified

(Contd.)

NSS Report No. 461: Consumption of Some Important Commodities in India, 1999-2000

**Table 4U: Monthly per capita quantity and value of consumption for non-food items for each State and UT**

| item code         | item  | quantity<br>(kg*) | value<br>(Rs) | Urban                               |                                     |
|-------------------|---|-------------------|---------------|-------------------------------------|-------------------------------------|
|                   |   |                   |               | no. of households                   |                                     |
|                   |   |                   |               | reporting<br>per 1000<br>households | consumption<br>sample<br>households |
| (1)               | (2)   | (3)               | (4)           | (5)                                 | (6)                                 |
| <b>Chandigarh</b> |   |                   |               |                                     |                                     |
| 351               | candle (no.)  | 0.76              | 1.20          | 479                                 | 362                                 |
| 359               | fuel and light: s.t. (340-353)  | -                 | 83.69         | 995                                 | 755                                 |
| 361               | sari (m)  | 0.05              | 3.41          | 175                                 | 130                                 |
| 362               | cloth for shirt, pyjama, salwar etc.(m)                                   | 0.44              | 21.71         | 922                                 | 709                                 |
| 363               | cloth for coat, trousers, overcoat etc. (m)                               | 0.06              | 7.47          | 525                                 | 407                                 |
| 364               | chaddar, dupatta, shawl etc.(no.)   | 0.05              | 5.03          | 684                                 | 531                                 |
| 366               | gamchha, towel, handkerchief (no.)  | 0.10              | 3.25          | 848                                 | 666                                 |
| 367               | hosiery articles, stockings, under-garments etc.(no.)                     | 0.23              | 7.27          | 930                                 | 704                                 |
| 368               | ready-made garments (no.)   | 0.08              | 14.80         | 755                                 | 576                                 |
| 371               | knitted garments, swea- ter, pullover, cardigan, muffler, scarf etc.(no.) | 0.04              | 9.67          | 676                                 | 536                                 |
| 372               | knitting wool, cotton yarn (gm)   | 2.39              | 0.54          | 141                                 | 99                                  |
| 379               | clothing: s.t. (360-373)  | -                 | 74.08         | 995                                 | 761                                 |
| 380               | bed sheet, bed cover (no.)  | 0.03              | 4.18          | 610                                 | 485                                 |
| 381               | rug, blanket (no.)  | -                 | 1.74          | 100                                 | 87                                  |
| 382               | pillow, quilt, mattress (no.)   | 0.01              | 1.24          | 221                                 | 177                                 |
| 389               | bedding etc.: s.t. (380-387)  | -                 | 8.20          | 672                                 | 533                                 |
| 390               | leather boots, shoes (pair)   | 0.03              | 11.05         | 830                                 | 631                                 |
| 391               | leather sandals, chappals etc. (pair)                                     | 0.02              | 4.20          | 604                                 | 490                                 |
| 392               | other leather footwear (pair)   | 0.01              | 1.19          | 216                                 | 177                                 |
| 393               | rubber / PVC footwear (pair)  | 0.06              | 2.73          | 874                                 | 666                                 |
| 394               | other footwear (pair)   | 0.01              | 1.06          | 232                                 | 155                                 |
| 399               | footwear: s.t. (390-394)  | -                 | 20.23         | 991                                 | 758                                 |
| 400               | books, journals   | -                 | 14.68         | 629                                 | 489                                 |
| 401               | newspapers, periodicals   | -                 | 5.49          | 392                                 | 305                                 |
| 403               | stationery  | -                 | 5.61          | 590                                 | 457                                 |
| 404               | tuition and other fees (school, college, etc.)                            | -                 | 49.14         | 591                                 | 460                                 |
| 405               | private tutor/coaching centre   | -                 | 9.30          | 168                                 | 139                                 |
| 406               | other educational expenses  | -                 | 4.08          | 301                                 | 237                                 |
| 409               | education: s.t. (400-406)   | -                 | 88.36         | 744                                 | 566                                 |
| 410               | medicine  | -                 | 11.86         | 131                                 | 81                                  |
| 411               | X-ray, ECG, pathological test etc.  | -                 | 2.31          | 63                                  | 41                                  |
| 412               | doctor's/surgeon's fee  | -                 | 1.70          | 35                                  | 25                                  |
| 413               | hospital & nursing home charges   | -                 | 4.27          | 64                                  | 38                                  |
| 419               | medical - institutional: s.t. (410-414)                                   | -                 | 20.38         | 135                                 | 86                                  |
| 420               | medicine  | -                 | 45.19         | 711                                 | 533                                 |
| 421               | X-ray, ECG, pathological test etc.  | -                 | 2.36          | 32                                  | 22                                  |
| 422               | doctor's/surgeon's fee  | -                 | 3.17          | 88                                  | 61                                  |
| 429               | medical - non-institutional: s.t. (420-424)                               | -                 | 51.04         | 723                                 | 539                                 |
| 430               | cinema, theatre   | -                 | 1.51          | 70                                  | 61                                  |
| 431               | mela, fair, picnic  | -                 | 1.32          | 18                                  | 23                                  |
| 432               | sports goods, toys etc.   | -                 | 0.96          | 43                                  | 35                                  |
| 434               | goods for recreation and hobbies  | -                 | 0.53          | 20                                  | 14                                  |
| 435               | photography   | -                 | 0.66          | 19                                  | 14                                  |

\* Unless otherwise specified

(Contd.)

NSS Report No. 461: Consumption of Some Important Commodities in India, 1999-2000

**Table 4U: Monthly per capita quantity and value of consumption for non-food items for each State and UT**

| item code         | item   | quantity<br>(kg*) | value<br>(Rs) | Urban                               |                                     |
|-------------------|--|-------------------|---------------|-------------------------------------|-------------------------------------|
|                   |  |                   |               | no. of households                   |                                     |
|                   |  |                   |               | reporting<br>per 1000<br>households | consumption<br>sample<br>households |
| (1)               | (2)  | (3)               | (4)           | (5)                                 | (6)                                 |
| <b>Chandigarh</b> |  |                   |               |                                     |                                     |
| 439               | entertainment : s.t. (430-437)                         | -                 | 13.95         | 483                                 | 375                                 |
| 444               | umbrella, raincoat                                     | -                 | 0.65          | 12                                  | 6                                   |
| 449               | goods for personal care and effects: s.t. (440-446)    | -                 | 1.51          | 146                                 | 100                                 |
| 450               | toilet soap  | -                 | 11.07         | 996                                 | 763                                 |
| 451               | toothbrush, toothpaste etc.                            | -                 | 7.91          | 980                                 | 751                                 |
| 452               | powder, snow, cream                                    | -                 | 4.14          | 437                                 | 327                                 |
| 453               | hair oil, lotion, shampoo, hair cream                  | -                 | 5.95          | 794                                 | 619                                 |
| 455               | shaving blades, shaving stick, razor                   | -                 | 1.91          | 612                                 | 482                                 |
| 456               | shaving cream  | -                 | 1.02          | 258                                 | 196                                 |
| 457               | sanitary napkins                                       | -                 | 1.45          | 198                                 | 149                                 |
| 458               | other toilet articles                                  | -                 | 2.24          | 441                                 | 379                                 |
| 459               | toilet articles: s.t. (450-458)                        | -                 | 35.80         | 1000                                | 765                                 |
| 460               | electric bulb, tubelight                               | -                 | 1.18          | 258                                 | 206                                 |
| 467               | washing soap/soda                                      | -                 | 13.54         | 976                                 | 742                                 |
| 468               | other washing requisites                               | -                 | 5.08          | 748                                 | 579                                 |
| 470               | agarbati   | -                 | 2.00          | 697                                 | 537                                 |
| 472               | insecticide, acid etc.                                 | -                 | 0.79          | 192                                 | 150                                 |
| 473               | other petty articles                                   | -                 | 2.19          | 386                                 | 321                                 |
| 479               | sundry articles: s.t. (460-473)                        | -                 | 25.47         | 996                                 | 760                                 |
| 480               | domestic servant/cook                                  | -                 | 10.76         | 122                                 | 109                                 |
| 481               | sweeper  | -                 | 2.32          | 247                                 | 193                                 |
| 482               | barber, beautician etc.                                | -                 | 5.43          | 724                                 | 556                                 |
| 483               | washerwoman, laundry, ironing                          | -                 | 5.21          | 378                                 | 283                                 |
| 484               | tailor   | -                 | 6.55          | 172                                 | 142                                 |
| 485               | priest   | -                 | 2.86          | 157                                 | 122                                 |
| 487               | postage & telegram                                     | -                 | 0.36          | 100                                 | 91                                  |
| 488               | telephone charges                                      | -                 | 33.08         | 524                                 | 420                                 |
| 491               | grinding charges                                       | -                 | 1.37          | 153                                 | 100                                 |
| 492               | miscellaneous expenses                                 | -                 | 5.84          | 601                                 | 507                                 |
| 493               | pet animals (incl. birds, fish)                        | -                 | 1.69          | 28                                  | 24                                  |
| 494               | other consumer services excluding conveyance           | -                 | 0.70          | 93                                  | 64                                  |
| 499               | consumer services excluding conveyance: s.t. (480-494) | -                 | 76.67         | 989                                 | 758                                 |
| 501               | railway fare   | -                 | 5.15          | 28                                  | 22                                  |
| 502               | bus/tram fare  | -                 | 17.33         | 361                                 | 263                                 |
| 503               | taxi, auto-rickshaw fare                               | -                 | 1.72          | 61                                  | 51                                  |
| 505               | rickshaw (hand drawn & cycle) fare                     | -                 | 2.31          | 144                                 | 124                                 |
| 508               | petrol   | -                 | 71.54         | 501                                 | 376                                 |
| 510               | diesel   | -                 | 3.18          | 25                                  | 24                                  |
| 511               | lubricating oil  | -                 | 7.54          | 438                                 | 322                                 |
| 512               | school bus/van   | -                 | 6.39          | 68                                  | 49                                  |
| 513               | other hired conveyance                                 | -                 | 0.70          | 8                                   | 7                                   |
| 519               | conveyance : s.t. (500-513)                            | -                 | 116.04        | 761                                 | 590                                 |
| 520               | house rent, garage rent (actual)                       | -                 | 141.02        | 515                                 | 374                                 |
| 521               | residential land rent                                  | -                 | 9.69          | 56                                  | 39                                  |

\* Unless otherwise specified

(Contd.)

NSS Report No. 461: Consumption of Some Important Commodities in India, 1999-2000



**Table 4U: Monthly per capita quantity and value of consumption for non-food items for each State and UT**

| item code                       | item   | quantity<br>(kg*) | value<br>(Rs) | Urban                               |                                     |
|---------------------------------|--|-------------------|---------------|-------------------------------------|-------------------------------------|
|                                 |  |                   |               | no. of households                   |                                     |
|                                 |  |                   |               | reporting<br>per 1000<br>households | consumption<br>sample<br>households |
| (1)                             | (2)  | (3)               | (4)           | (5)                                 | (6)                                 |
| <b>Chandigarh</b>               |  |                   |               |                                     |                                     |
| 529                             | rent: s.t. (520-522)   | -                 | 150.75        | 565                                 | 410                                 |
| 539                             | house rent, garage rent (imputed- urban only)                            | -                 | 278.31        | 394                                 | 323                                 |
| 540                             | water charges  | -                 | 8.05          | 804                                 | 596                                 |
| 541                             | other consumer taxes & cesses  | -                 | 2.37          | 232                                 | 164                                 |
| 549                             | consumer taxes and cesses: s.t. (540-541)                                | -                 | 10.42         | 816                                 | 604                                 |
| 550                             | bedstead   | -                 | 1.15          | 76                                  | 51                                  |
| 557                             | other furniture & fixtures (couch, sofa etc.)                            | -                 | 0.88          | 12                                  | 9                                   |
| 559                             | furniture & fixtures: s.t. (550-557)                                     | -                 | 2.76          | 100                                 | 68                                  |
| 562                             | television   | -                 | 6.68          | 61                                  | 39                                  |
| 563                             | VCR/VCP  | -                 | 0.79          | 2                                   | 2                                   |
| 569                             | goods for recreation: s.t.(560-568)                                      | -                 | 8.15          | 166                                 | 107                                 |
| 570                             | gold ornaments   | -                 | 7.64          | 52                                  | 44                                  |
| 579                             | jewellery and ornaments: s.t. (570-573)                                  | -                 | 7.78          | 58                                  | 50                                  |
| 580                             | stainless steel utensils   | -                 | 0.68          | 187                                 | 162                                 |
| 583                             | other crockery & utensils  | -                 | 0.81          | 198                                 | 145                                 |
| 589                             | crockery & utensils: s.t. (580-583)                                      | -                 | 1.81          | 385                                 | 307                                 |
| 591                             | air conditioner, air cooler  | -                 | 1.25          | 69                                  | 62                                  |
| 594                             | washing machine  | -                 | 3.00          | 24                                  | 18                                  |
| 596                             | pressure cooker/pressure pan   | -                 | 0.19          | 108                                 | 87                                  |
| 597                             | refrigerator   | -                 | 2.06          | 19                                  | 12                                  |
| 598                             | electric iron, heater, toaster, oven & other electric heating appliances | -                 | 0.73          | 40                                  | 29                                  |
| 609                             | cooking and household appliances: s.t. (590-600)                         | -                 | 8.35          | 330                                 | 255                                 |
| 610                             | bicycle  | -                 | 1.62          | 531                                 | 404                                 |
| 611                             | motor cycle, scooter   | -                 | 22.05         | 473                                 | 348                                 |
| 612                             | motor car, jeep  | -                 | 24.91         | 132                                 | 109                                 |
| 619                             | personal transport equipment: s.t. (610-614)                             | -                 | 48.84         | 824                                 | 621                                 |
| 642                             | residential building & land (cost of repairs only)                       | -                 | 3.50          | 99                                  | 91                                  |
| 649                             | residential building, land and other durables : s.t. (640-643)           | -                 | 4.11          | 191                                 | 151                                 |
| 659                             | durable goods : total<br>(559+569+579+589+609+619+629+639+649)           | -                 | 82.03         | 915                                 | 694                                 |
| 999                             | total non-food   | -                 | 878.00        | 1000                                | 765                                 |
| <b>Dadra &amp; Nagar Haveli</b> |  |                   |               |                                     |                                     |
| 311                             | pan : finished (no.)   | 0.57              | 1.53          | 50                                  | 5                                   |
| 319                             | pan: s.t. (310-315)  | -                 | 2.21          | 82                                  | 7                                   |
| 320                             | bidi (no.)   | 19.90             | 2.50          | 99                                  | 14                                  |
| 321                             | cigarettes (no.)   | 2.29              | 3.10          | 89                                  | 8                                   |
| 329                             | tobacco: s.t. (320-327)  | -                 | 6.30          | 233                                 | 27                                  |
| 331                             | toddy (litre)  | 0.47              | 4.38          | 78                                  | 11                                  |
| 332                             | country liquor (litre)   | 0.13              | 2.93          | 74                                  | 10                                  |
| 333                             | beer (litre)   | 0.22              | 9.22          | 118                                 | 14                                  |
| 339                             | intoxicants: s.t. (330-335)  | -                 | 16.73         | 249                                 | 32                                  |
| 341                             | firewood and chips   | 5.90              | 5.79          | 176                                 | 25                                  |

\* Unless otherwise specified

(Contd.)

NSS Report No. 461: Consumption of Some Important Commodities in India, 1999-2000

**Table 4U: Monthly per capita quantity and value of consumption for non-food items for each State and UT**

| item code                       | item  | quantity<br>(kg*) | value<br>(Rs) | Urban                               |                                     |
|---------------------------------|---|-------------------|---------------|-------------------------------------|-------------------------------------|
|                                 |   |                   |               | no. of households                   |                                     |
|                                 |   |                   |               | reporting<br>per 1000<br>households | consumption<br>sample<br>households |
| (1)                             | (2)   | (3)               | (4)           | (5)                                 | (6)                                 |
| <b>Dadra &amp; Nagar Haveli</b> |   |                   |               |                                     |                                     |
| 342                             | electricity (std. unit)   | 27.01             | 38.41         | 744                                 | 74                                  |
| 343                             | dung cake   | -                 | 0.65          | 83                                  | 8                                   |
| 344                             | kerosene - P.D.S. (litre)   | 0.46              | 1.93          | 197                                 | 25                                  |
| 345                             | kerosene - other sources (litre)  | 0.80              | 8.79          | 159                                 | 21                                  |
| 346                             | matches (box)   | 2.22              | 1.42          | 823                                 | 84                                  |
| 348                             | L.P.G.  | 2.12              | 25.70         | 560                                 | 50                                  |
| 351                             | candle (no.)  | 1.22              | 1.46          | 574                                 | 50                                  |
| 359                             | fuel and light: s.t. (340-353)  | -                 | 84.15         | 889                                 | 91                                  |
| 361                             | sari (m)  | 0.18              | 9.07          | 690                                 | 65                                  |
| 362                             | cloth for shirt, pyjama, salwar etc.(m)                                   | 0.11              | 7.06          | 725                                 | 65                                  |
| 363                             | cloth for coat, trousers, overcoat etc. (m)                               | 0.04              | 8.47          | 608                                 | 53                                  |
| 364                             | chaddar, dupatta, shawl etc.(no.)   | 0.02              | 2.05          | 387                                 | 28                                  |
| 365                             | lungi (no.)   | 0.04              | 1.95          | 711                                 | 63                                  |
| 366                             | gamchha, towel, handkerchief (no.)  | 0.16              | 3.40          | 830                                 | 78                                  |
| 367                             | hosiery articles, stockings, under-garments etc.(no.)                     | 0.20              | 4.81          | 751                                 | 75                                  |
| 368                             | ready-made garments (no.)   | 0.12              | 11.59         | 880                                 | 84                                  |
| 370                             | headwear (no.)  | 0.02              | 0.58          | 338                                 | 18                                  |
| 371                             | knitted garments, swea- ter, pullover, cardigan, muffler, scarf etc.(no.) | -                 | 0.86          | 25                                  | 2                                   |
| 379                             | clothing: s.t. (360-373)  | -                 | 49.97         | 991                                 | 95                                  |
| 380                             | bed sheet, bed cover (no.)  | 0.02              | 1.63          | 312                                 | 19                                  |
| 384                             | mosquito net (no.)  | 0.01              | 1.67          | 253                                 | 16                                  |
| 389                             | bedding etc.: s.t. (380-387)  | -                 | 4.17          | 436                                 | 32                                  |
| 390                             | leather boots, shoes (pair)   | 0.01              | 5.79          | 470                                 | 41                                  |
| 391                             | leather sandals, chappals etc. (pair)                                     | 0.02              | 3.36          | 485                                 | 37                                  |
| 393                             | rubber / PVC footwear (pair)  | 0.03              | 1.79          | 644                                 | 71                                  |
| 394                             | other footwear (pair)   | 0.02              | 1.29          | 369                                 | 21                                  |
| 399                             | footwear: s.t. (390-394)  | -                 | 12.53         | 963                                 | 90                                  |
| 400                             | books, journals   | -                 | 3.33          | 304                                 | 39                                  |
| 401                             | newspapers, periodicals   | -                 | 4.50          | 476                                 | 43                                  |
| 403                             | stationery  | -                 | 1.31          | 347                                 | 41                                  |
| 404                             | tuition and other fees (school, college, etc.)                            | -                 | 2.67          | 123                                 | 17                                  |
| 405                             | private tutor/coaching centre   | -                 | 8.86          | 181                                 | 19                                  |
| 406                             | other educational expenses  | -                 | 1.06          | 165                                 | 26                                  |
| 409                             | education: s.t. (400-406)   | -                 | 21.73         | 713                                 | 72                                  |
| 410                             | medicine  | -                 | 4.90          | 159                                 | 20                                  |
| 411                             | X-ray, ECG, pathological test etc.  | -                 | 9.56          | 29                                  | 4                                   |
| 412                             | doctor's/surgeon's fee  | -                 | 0.70          | 146                                 | 18                                  |
| 413                             | hospital & nursing home charges   | -                 | 9.28          | 24                                  | 4                                   |
| 414                             | other medical expenses  | -                 | 0.93          | 23                                  | 4                                   |
| 419                             | medical - institutional: s.t. (410-414)                                   | -                 | 25.37         | 182                                 | 24                                  |
| 420                             | medicine  | -                 | 18.65         | 589                                 | 56                                  |
| 421                             | X-ray, ECG, pathological test etc.  | -                 | 0.90          | 16                                  | 1                                   |
| 422                             | doctor's/surgeon's fee  | -                 | 4.18          | 398                                 | 31                                  |

\* Unless otherwise specified

(Contd.)

NSS Report No. 461: Consumption of Some Important Commodities in India, 1999-2000

**Table 4U: Monthly per capita quantity and value of consumption for non-food items for each State and UT**

| item code                       | item  | quantity<br>(kg*) | value<br>(Rs) | Urban                               |                                     |
|---------------------------------|---|-------------------|---------------|-------------------------------------|-------------------------------------|
|                                 |   |                   |               | no.of households                    |                                     |
|                                 |   |                   |               | reporting<br>per 1000<br>households | consumption<br>sample<br>households |
| (1)                             | (2)   | (3)               | (4)           | (5)                                 | (6)                                 |
| <b>Dadra &amp; Nagar Haveli</b> |   |                   |               |                                     |                                     |
| 424                             | other medical expenses                                    | -                 | 9.52          | 78                                  | 11                                  |
| 429                             | medical - non-institutional: s.t. (420-424)               | -                 | 33.25         | 607                                 | 60                                  |
| 430                             | cinema, theatre   | -                 | 5.28          | 344                                 | 30                                  |
| 431                             | mela, fair, picnic  | -                 | 2.94          | 71                                  | 7                                   |
| 432                             | sports goods, toys etc.                                   | -                 | 4.97          | 294                                 | 21                                  |
| 439                             | entertainment : s.t. (430-437)                            | -                 | 22.42         | 786                                 | 69                                  |
| 441                             | torch   | -                 | 1.70          | 40                                  | 2                                   |
| 442                             | pen   | -                 | 0.75          | 149                                 | 10                                  |
| 444                             | umbrella, raincoat  | -                 | 3.71          | 138                                 | 3                                   |
| 445                             | lighter (bidi/cigarette/gas stove)                        | -                 | 0.64          | 49                                  | 4                                   |
| 446                             | other goods for personal care and effects                 | -                 | 3.77          | 220                                 | 24                                  |
| 449                             | goods for personal care and effects: s.t. (440-446)       | -                 | 10.66         | 493                                 | 40                                  |
| 450                             | toilet soap   | -                 | 9.09          | 1000                                | 96                                  |
| 451                             | toothbrush, toothpaste etc.                               | -                 | 7.60          | 928                                 | 87                                  |
| 452                             | powder, snow, cream                                       | -                 | 4.57          | 678                                 | 56                                  |
| 453                             | hair oil, lotion, shampoo, hair cream                     | -                 | 5.93          | 975                                 | 92                                  |
| 454                             | comb  | -                 | 0.18          | 154                                 | 15                                  |
| 455                             | shaving blades, shaving stick, razor                      | -                 | 3.32          | 844                                 | 83                                  |
| 456                             | shaving cream   | -                 | 1.53          | 274                                 | 33                                  |
| 457                             | sanitary napkins  | -                 | 1.01          | 173                                 | 18                                  |
| 458                             | other toilet articles                                     | -                 | 1.56          | 180                                 | 16                                  |
| 459                             | toilet articles: s.t. (450-458)                           | -                 | 34.78         | 1000                                | 96                                  |
| 460                             | electric bulb, tubelight                                  | -                 | 2.11          | 356                                 | 25                                  |
| 461                             | electric batteries  | -                 | 0.68          | 111                                 | 4                                   |
| 463                             | earthenware   | -                 | 0.72          | 86                                  | 10                                  |
| 465                             | bucket, water bottle/feeding bottle & other plastic goods | -                 | 1.12          | 50                                  | 5                                   |
| 466                             | coir, rope etc.   | -                 | 0.59          | 148                                 | 7                                   |
| 467                             | washing soap/soda   | -                 | 17.50         | 1000                                | 96                                  |
| 468                             | other washing requisites                                  | -                 | 2.39          | 566                                 | 54                                  |
| 470                             | agarbati  | -                 | 3.83          | 877                                 | 83                                  |
| 471                             | flower(fresh) : all purposes                              | -                 | 0.82          | 278                                 | 15                                  |
| 472                             | insecticide, acid etc.                                    | -                 | 2.12          | 193                                 | 17                                  |
| 473                             | other petty articles                                      | -                 | 1.63          | 235                                 | 23                                  |
| 479                             | sundry articles: s.t. (460-473)                           | -                 | 33.89         | 1000                                | 96                                  |
| 480                             | domestic servant/cook                                     | -                 | 5.10          | 74                                  | 11                                  |
| 481                             | sweeper   | -                 | 1.35          | 53                                  | 3                                   |
| 482                             | barber, beautician etc.                                   | -                 | 6.25          | 994                                 | 94                                  |
| 483                             | washerman, laundry, ironing                               | -                 | 1.96          | 227                                 | 13                                  |
| 484                             | tailor  | -                 | 2.27          | 56                                  | 7                                   |
| 487                             | postage & telegram  | -                 | 1.93          | 552                                 | 50                                  |
| 488                             | telephone charges   | -                 | 16.80         | 487                                 | 39                                  |
| 490                             | repair charges for non-durables                           | -                 | 1.99          | 201                                 | 8                                   |
| 491                             | grinding charges  | -                 | 9.13          | 730                                 | 68                                  |
| 492                             | miscellaneous expenses                                    | -                 | 1.85          | 285                                 | 28                                  |

\* Unless otherwise specified

(Contd.)

NSS Report No. 461: Consumption of Some Important Commodities in India, 1999-2000

**Table 4U: Monthly per capita quantity and value of consumption for non-food items for each State and UT**

| item code                       | item   | quantity<br>(kg*) | value<br>(Rs) | Urban                               |                                     |
|---------------------------------|--|-------------------|---------------|-------------------------------------|-------------------------------------|
|                                 |  |                   |               | no. of households                   |                                     |
|                                 |  |                   |               | reporting<br>per 1000<br>households | consumption<br>sample<br>households |
| (1)                             | (2)  | (3)               | (4)           | (5)                                 | (6)                                 |
| <b>Dadra &amp; Nagar Haveli</b> |  |                   |               |                                     |                                     |
| 494                             | other consumer services excluding conveyance                             | -                 | 1.01          | 111                                 | 6                                   |
| 499                             | consumer services excluding conveyance: s.t. (480-494)                   | -                 | 49.72         | 1000                                | 96                                  |
| 501                             | railway fare   | -                 | 1.32          | 20                                  | 2                                   |
| 502                             | bus/tram fare  | -                 | 13.24         | 481                                 | 44                                  |
| 503                             | taxi, auto-rickshaw fare   | -                 | 9.05          | 479                                 | 47                                  |
| 508                             | petrol   | -                 | 42.62         | 321                                 | 35                                  |
| 511                             | lubricating oil  | -                 | 1.05          | 54                                  | 5                                   |
| 512                             | school bus/van   | -                 | 0.68          | 16                                  | 1                                   |
| 519                             | conveyance : s.t. (500-513)  | -                 | 68.36         | 957                                 | 90                                  |
| 520                             | house rent, garage rent (actual)   | -                 | 131.50        | 424                                 | 35                                  |
| 529                             | rent: s.t. (520-522)   | -                 | 131.91        | 429                                 | 36                                  |
| 539                             | house rent, garage rent (imputed- urban only)                            | -                 | 137.95        | 615                                 | 65                                  |
| 540                             | water charges  | -                 | 0.28          | 110                                 | 12                                  |
| 541                             | other consumer taxes & cesses  | -                 | 0.12          | 119                                 | 16                                  |
| 549                             | consumer taxes and cesses: s.t. (540-541)                                | -                 | 0.40          | 186                                 | 21                                  |
| 565                             | tape recorder, CD player   | -                 | 0.38          | 202                                 | 9                                   |
| 566                             | gramophone record, audio/video cassette                                  | -                 | 1.00          | 208                                 | 27                                  |
| 569                             | goods for recreation: s.t.(560-568)                                      | -                 | 1.70          | 454                                 | 40                                  |
| 570                             | gold ornaments   | -                 | 0.92          | 37                                  | 4                                   |
| 579                             | jewellery and ornaments: s.t. (570-573)                                  | -                 | 0.98          | 46                                  | 5                                   |
| 580                             | stainless steel utensils   | -                 | 0.65          | 106                                 | 11                                  |
| 581                             | other metal utensils   | -                 | 0.46          | 103                                 | 12                                  |
| 589                             | crocery & utensils: s.t. (580-583)                                       | -                 | 1.19          | 209                                 | 23                                  |
| 595                             | stove  | -                 | 0.46          | 405                                 | 31                                  |
| 596                             | pressure cooker/pressure pan   | -                 | 0.63          | 453                                 | 37                                  |
| 598                             | electric iron, heater, toaster, oven & other electric heating appliances | -                 | 2.05          | 164                                 | 6                                   |
| 609                             | cooking and household appliances: s.t. (590-600)                         | -                 | 3.61          | 556                                 | 47                                  |
| 611                             | motor cycle, scooter   | -                 | 6.48          | 211                                 | 25                                  |
| 612                             | motor car, jeep  | -                 | 2.34          | 44                                  | 6                                   |
| 613                             | tyres & tubes  | 0.01              | 2.58          | 174                                 | 15                                  |
| 619                             | personal transport equipment: s.t. (610-614)                             | -                 | 11.74         | 416                                 | 45                                  |
| 639                             | other personal goods: s.t. (630-632)                                     | -                 | 0.68          | 556                                 | 46                                  |
| 642                             | residential building & land (costof repairs only)                        | -                 | 2.60          | 281                                 | 29                                  |
| 649                             | residential building, land and other durables : s.t. (640-643)           | -                 | 2.76          | 282                                 | 30                                  |
| 659                             | durable goods : total<br>(559+569+579+589+609+619+629+639+649)           | -                 | 22.66         | 870                                 | 87                                  |
| 999                             | total non-food   | -                 | 631.00        | 1000                                | 96                                  |
| <b>Daman &amp; Diu</b>          |  |                   |               |                                     |                                     |
| 310                             | pan : leaf (no.)   | 0.88              | 1.81          | 34                                  | 3                                   |
| 311                             | pan : finished (no.)   | 0.51              | 1.20          | 50                                  | 16                                  |
| 319                             | pan: s.t. (310-315)  | -                 | 3.02          | 85                                  | 19                                  |
| 320                             | bidi (no.)   | 21.08             | 3.03          | 163                                 | 32                                  |

\* Unless otherwise specified

(Contd.)

NSS Report No. 461: Consumption of Some Important Commodities in India, 1999-2000

**Table 4U: Monthly per capita quantity and value of consumption for non-food items for each State and UT**

| item code              | item  | quantity<br>(kg*) | value<br>(Rs) | Urban                               |                                     |
|------------------------|---|-------------------|---------------|-------------------------------------|-------------------------------------|
|                        |   |                   |               | no. of households                   |                                     |
|                        |   |                   |               | reporting<br>per 1000<br>households | consumption<br>sample<br>households |
| (1)                    | (2)   | (3)               | (4)           | (5)                                 | (6)                                 |
| <b>Daman &amp; Diu</b> |   |                   |               |                                     |                                     |
| 321                    | cigarettes (no.)  | 1.35              | 2.05          | 77                                  | 16                                  |
| 326                    | zarda, kimam, surti (gm)  | 2.04              | 0.51          | 25                                  | 3                                   |
| 329                    | tobacco: s.t. (320-327)   | -                 | 6.17          | 283                                 | 55                                  |
| 331                    | toddy (litre)   | 0.25              | 1.91          | 93                                  | 13                                  |
| 332                    | country liquor (litre)  | 0.08              | 2.94          | 72                                  | 14                                  |
| 333                    | beer (litre)  | 0.30              | 10.59         | 297                                 | 55                                  |
| 334                    | foreign liquor or refined liquor (litre)                                | 0.08              | 13.73         | 197                                 | 38                                  |
| 339                    | intoxicants: s.t. (330-335)   | -                 | 29.18         | 427                                 | 79                                  |
| 341                    | firewood and chips  | 0.88              | 1.18          | 117                                 | 28                                  |
| 342                    | electricity (std. unit)   | 14.61             | 32.80         | 964                                 | 186                                 |
| 344                    | kerosene - P.D.S. (litre)   | 0.65              | 2.53          | 495                                 | 106                                 |
| 345                    | kerosene - other sources (litre)  | 0.56              | 4.86          | 300                                 | 56                                  |
| 346                    | matches (box)   | 2.62              | 1.38          | 949                                 | 179                                 |
| 348                    | L.P.G.  | 2.07              | 23.97         | 786                                 | 156                                 |
| 351                    | candle (no.)  | 0.18              | 0.18          | 219                                 | 48                                  |
| 359                    | fuel and light: s.t. (340-353)  | -                 | 67.18         | 1000                                | 192                                 |
| 361                    | sari (m)  | 0.16              | 8.78          | 751                                 | 164                                 |
| 362                    | cloth for shirt, pyjama, salwar etc.(m)                                 | 0.18              | 11.81         | 947                                 | 172                                 |
| 363                    | cloth for coat, trousers, overcoat etc. (m)                             | 0.07              | 7.76          | 712                                 | 119                                 |
| 364                    | chaddar, dupatta, shawl etc.(no.)                                       | 0.02              | 1.56          | 418                                 | 72                                  |
| 365                    | lungi (no.)   | 0.01              | 0.78          | 432                                 | 90                                  |
| 366                    | gamchha, towel, handkerchief (no.)                                      | 0.06              | 2.52          | 950                                 | 182                                 |
| 367                    | hosiery articles, stockings, under-garments etc.(no.)                   | 0.19              | 5.98          | 991                                 | 188                                 |
| 368                    | ready-made garments (no.)   | 0.06              | 10.65         | 864                                 | 166                                 |
| 371                    | knitted garments, sweater, pullover, cardigan, muffler, scarf etc.(no.) | 0.01              | 1.70          | 320                                 | 65                                  |
| 373                    | clothing: others  | -                 | 1.48          | 362                                 | 84                                  |
| 379                    | clothing: s.t. (360-373)  | -                 | 53.59         | 1000                                | 192                                 |
| 380                    | bed sheet, bed cover (no.)  | 0.04              | 3.13          | 759                                 | 137                                 |
| 381                    | rug, blanket (no.)  | 0.01              | 1.23          | 268                                 | 26                                  |
| 382                    | pillow, quilt, mattress (no.)   | 0.01              | 0.47          | 250                                 | 55                                  |
| 383                    | cloth for upholstery, curtain, table-cloth etc. (m)                     | 0.02              | 1.53          | 131                                 | 16                                  |
| 389                    | bedding etc.: s.t. (380-387)  | -                 | 6.64          | 797                                 | 149                                 |
| 390                    | leather boots, shoes (pair)   | 0.02              | 5.50          | 670                                 | 117                                 |
| 391                    | leather sandals, chappals etc. (pair)                                   | 0.03              | 3.93          | 704                                 | 130                                 |
| 392                    | other leather footwear (pair)   | 0.01              | 0.94          | 287                                 | 64                                  |
| 393                    | rubber / PVC footwear (pair)  | 0.05              | 1.89          | 871                                 | 165                                 |
| 394                    | other footwear (pair)   | 0.02              | 1.20          | 423                                 | 80                                  |
| 399                    | footwear: s.t. (390-394)  | -                 | 13.46         | 1000                                | 192                                 |
| 400                    | books, journals   | -                 | 4.82          | 605                                 | 110                                 |
| 401                    | newspapers, periodicals   | -                 | 2.40          | 363                                 | 62                                  |
| 403                    | stationery  | -                 | 1.89          | 581                                 | 112                                 |
| 404                    | tuition and other fees (school, college, etc.)                          | -                 | 7.03          | 441                                 | 86                                  |
| 405                    | private tutor/coaching centre   | -                 | 3.60          | 126                                 | 30                                  |

\* Unless otherwise specified

(Contd.)

NSS Report No. 461: Consumption of Some Important Commodities in India, 1999-2000

**Table 4U: Monthly per capita quantity and value of consumption for non-food items for each State and UT**

| item code              | item  | quantity<br>(kg*) | value<br>(Rs) | Urban                               |                                     |
|------------------------|---|-------------------|---------------|-------------------------------------|-------------------------------------|
|                        |   |                   |               | no. of households                   |                                     |
|                        |   |                   |               | reporting<br>per 1000<br>households | consumption<br>sample<br>households |
| (1)                    | (2)   | (3)               | (4)           | (5)                                 | (6)                                 |
| <b>Daman &amp; Diu</b> |   |                   |               |                                     |                                     |
| 406                    | other educational expenses                                | -                 | 2.01          | 429                                 | 81                                  |
| 409                    | education: s.t. (400-406)                                 | -                 | 21.76         | 768                                 | 138                                 |
| 410                    | medicine  | -                 | 4.18          | 185                                 | 40                                  |
| 411                    | X-ray, ECG, pathological test etc.                        | -                 | 0.69          | 38                                  | 10                                  |
| 412                    | doctor's/surgeon's fee                                    | -                 | 2.15          | 183                                 | 39                                  |
| 413                    | hospital & nursing home charges                           | -                 | 3.33          | 118                                 | 21                                  |
| 414                    | other medical expenses                                    | -                 | 0.65          | 110                                 | 16                                  |
| 419                    | medical - institutional: s.t. (410-414)                   | -                 | 11.01         | 212                                 | 45                                  |
| 420                    | medicine  | -                 | 11.11         | 527                                 | 93                                  |
| 421                    | X-ray, ECG, pathological test etc.                        | -                 | 0.61          | 27                                  | 5                                   |
| 422                    | doctor's/surgeon's fee                                    | -                 | 3.75          | 366                                 | 61                                  |
| 424                    | other medical expenses                                    | -                 | 1.63          | 252                                 | 29                                  |
| 429                    | medical - non-institutional: s.t. (420-424)               | -                 | 17.10         | 530                                 | 94                                  |
| 430                    | cinema, theatre   | -                 | 2.79          | 191                                 | 35                                  |
| 431                    | mela, fair, picnic  | -                 | 0.95          | 93                                  | 19                                  |
| 432                    | sports goods, toys etc.                                   | -                 | 1.23          | 108                                 | 33                                  |
| 435                    | photography   | -                 | 2.21          | 138                                 | 11                                  |
| 436                    | video cassette / V.C.R. / V.C.P.(hire)                    | -                 | 0.61          | 20                                  | 6                                   |
| 439                    | entertainment : s.t. (430-437)                            | -                 | 16.13         | 664                                 | 131                                 |
| 440                    | spectacles  | -                 | 0.83          | 25                                  | 10                                  |
| 442                    | pen   | -                 | 0.70          | 147                                 | 39                                  |
| 446                    | other goods for personal care and effects                 | -                 | 0.73          | 58                                  | 26                                  |
| 449                    | goods for personal care and effects: s.t. (440-446)       | -                 | 3.25          | 229                                 | 65                                  |
| 450                    | toilet soap   | -                 | 8.06          | 994                                 | 191                                 |
| 451                    | toothbrush, toothpaste etc.                               | -                 | 4.17          | 902                                 | 172                                 |
| 452                    | powder, snow, cream                                       | -                 | 2.41          | 613                                 | 116                                 |
| 453                    | hair oil, lotion, shampoo, hair cream                     | -                 | 4.37          | 952                                 | 186                                 |
| 454                    | comb  | -                 | 0.52          | 228                                 | 28                                  |
| 455                    | shaving blades, shaving stick, razor                      | -                 | 3.10          | 835                                 | 158                                 |
| 456                    | shaving cream   | -                 | 2.19          | 645                                 | 110                                 |
| 458                    | other toilet articles                                     | -                 | 2.24          | 541                                 | 83                                  |
| 459                    | toilet articles: s.t. (450-458)                           | -                 | 27.49         | 1000                                | 192                                 |
| 460                    | electric bulb, tubelight                                  | -                 | 1.62          | 313                                 | 59                                  |
| 465                    | bucket, water bottle/feeding bottle & other plastic goods | -                 | 2.99          | 290                                 | 52                                  |
| 467                    | washing soap/soda   | -                 | 7.00          | 975                                 | 190                                 |
| 468                    | other washing requisites                                  | -                 | 2.38          | 726                                 | 135                                 |
| 470                    | agarbati  | -                 | 2.11          | 745                                 | 157                                 |
| 471                    | flower(fresh) : all purposes                              | -                 | 0.44          | 182                                 | 37                                  |
| 472                    | insecticide, acid etc.                                    | -                 | 0.45          | 120                                 | 26                                  |
| 473                    | other petty articles                                      | -                 | 0.81          | 71                                  | 30                                  |
| 479                    | sundry articles: s.t. (460-473)                           | -                 | 18.62         | 1000                                | 192                                 |
| 480                    | domestic servant/cook                                     | -                 | 1.84          | 43                                  | 14                                  |
| 482                    | barber, beautician etc.                                   | -                 | 3.44          | 622                                 | 124                                 |
| 483                    | washerman, laundry, ironing                               | -                 | 1.37          | 147                                 | 21                                  |

\* Unless otherwise specified

(Contd.)

NSS Report No. 461: Consumption of Some Important Commodities in India, 1999-2000

**Table 4U: Monthly per capita quantity and value of consumption for non-food items for each State and UT**

| item code              | item   | quantity<br>(kg*) | value<br>(Rs) | Urban                               |                                     |
|------------------------|--|-------------------|---------------|-------------------------------------|-------------------------------------|
|                        |  |                   |               | no. of households                   |                                     |
|                        |  |                   |               | reporting<br>per 1000<br>households | consumption<br>sample<br>households |
| (1)                    | (2)  | (3)               | (4)           | (5)                                 | (6)                                 |
| <b>Daman &amp; Diu</b> |  |                   |               |                                     |                                     |
| 484                    | tailor   | -                 | 7.48          | 212                                 | 50                                  |
| 485                    | priest   | -                 | 0.20          | 105                                 | 19                                  |
| 487                    | postage & telegram   | -                 | 1.04          | 320                                 | 72                                  |
| 488                    | telephone charges  | -                 | 8.20          | 257                                 | 67                                  |
| 490                    | repair charges for non-durables                                | -                 | 1.04          | 264                                 | 44                                  |
| 491                    | grinding charges   | -                 | 5.95          | 929                                 | 176                                 |
| 492                    | miscellaneous expenses   | -                 | 5.61          | 529                                 | 121                                 |
| 494                    | other consumer services excluding conveyance                   | -                 | 1.07          | 91                                  | 29                                  |
| 499                    | consumer services excluding conveyance: s.t. (480-494)         | -                 | 37.29         | 1000                                | 192                                 |
| 501                    | railway fare   | -                 | 1.85          | 29                                  | 8                                   |
| 502                    | bus/tram fare  | -                 | 6.48          | 435                                 | 86                                  |
| 503                    | taxi, auto-rickshaw fare                                       | -                 | 7.75          | 549                                 | 100                                 |
| 507                    | porter charges   | -                 | 1.00          | 17                                  | 3                                   |
| 508                    | petrol   | -                 | 23.95         | 308                                 | 77                                  |
| 512                    | school bus/van   | -                 | 1.85          | 61                                  | 11                                  |
| 519                    | conveyance : s.t. (500-513)                                    | -                 | 43.83         | 917                                 | 177                                 |
| 520                    | house rent, garage rent (actual)                               | -                 | 31.93         | 194                                 | 34                                  |
| 521                    | residential land rent  | -                 | 0.65          | 20                                  | 1                                   |
| 529                    | rent: s.t. (520-522)   | -                 | 32.58         | 214                                 | 35                                  |
| 539                    | house rent, garage rent (imputed- urban only)                  | -                 | 207.67        | 766                                 | 151                                 |
| 540                    | water charges  | -                 | 3.06          | 770                                 | 142                                 |
| 541                    | other consumer taxes & cesses                                  | -                 | 1.74          | 671                                 | 118                                 |
| 549                    | consumer taxes and cesses: s.t. (540-541)                      | -                 | 4.79          | 774                                 | 143                                 |
| 559                    | furniture & fixtures: s.t. (550-557)                           | -                 | 0.53          | 67                                  | 10                                  |
| 562                    | television   | -                 | 11.85         | 103                                 | 12                                  |
| 566                    | gramophone record, audio/video cassette                        | -                 | 1.13          | 395                                 | 74                                  |
| 569                    | goods for recreation: s.t.(560-568)                            | -                 | 13.19         | 433                                 | 86                                  |
| 570                    | gold ornaments   | -                 | 2.05          | 21                                  | 15                                  |
| 579                    | jewellery and ornaments: s.t. (570-573)                        | -                 | 2.86          | 67                                  | 23                                  |
| 580                    | stainless steel utensils                                       | -                 | 0.90          | 258                                 | 62                                  |
| 582                    | casserole s, thermos, thermoware                               | -                 | 0.89          | 152                                 | 14                                  |
| 583                    | other crockery & utensils                                      | -                 | 0.68          | 332                                 | 68                                  |
| 589                    | crockery & utensils: s.t. (580-583)                            | -                 | 2.57          | 569                                 | 102                                 |
| 595                    | stove  | -                 | 0.22          | 388                                 | 79                                  |
| 596                    | pressure cooker/pressure pan                                   | -                 | 0.13          | 200                                 | 39                                  |
| 600                    | other cooking/household appliances                             | -                 | 0.44          | 110                                 | 27                                  |
| 609                    | cooking and household appliances: s.t. (590-600)               | -                 | 1.23          | 506                                 | 101                                 |
| 610                    | bicycle  | -                 | 0.87          | 313                                 | 72                                  |
| 611                    | motor cycle, scooter   | -                 | 12.26         | 280                                 | 65                                  |
| 619                    | personal transport equipment: s.t. (610-614)                   | -                 | 13.51         | 524                                 | 123                                 |
| 642                    | residential building & land (cost of repairs only)             | -                 | 5.85          | 116                                 | 25                                  |
| 649                    | residential building, land and other durables : s.t. (640-643) | -                 | 6.10          | 116                                 | 25                                  |

\* Unless otherwise specified

(Contd.)

NSS Report No. 461: Consumption of Some Important Commodities in India, 1999-2000

**Table 4U: Monthly per capita quantity and value of consumption for non-food items for each State and UT**

| item code              | item  | quantity<br>(kg*) | value<br>(Rs) | Urban                               |                                     |
|------------------------|---|-------------------|---------------|-------------------------------------|-------------------------------------|
|                        |   |                   |               | no. of households                   |                                     |
|                        |   |                   |               | reporting<br>per 1000<br>households | consumption<br>sample<br>households |
| (1)                    | (2)   | (3)               | (4)           | (5)                                 | (6)                                 |
| <b>Daman &amp; Diu</b> |   |                   |               |                                     |                                     |
| 659                    | durable goods : total<br>(559+569+579+589+609+619+629+639+649)          | -                 | 40.43         | 907                                 | 174                                 |
| 999                    | total non-food  | -                 | 454.00        | 1000                                | 192                                 |
| <b>Delhi</b>           |   |                   |               |                                     |                                     |
| 310                    | pan : leaf (no.)  | 0.47              | 0.80          | 27                                  | 28                                  |
| 311                    | pan : finished (no.)  | 0.50              | 1.15          | 38                                  | 42                                  |
| 319                    | pan: s.t. (310-315)   | -                 | 2.06          | 69                                  | 77                                  |
| 320                    | bidi (no.)  | 19.72             | 3.71          | 191                                 | 212                                 |
| 321                    | cigarettes (no.)  | 3.81              | 6.26          | 101                                 | 102                                 |
| 329                    | tobacco: s.t. (320-327)   | -                 | 10.82         | 309                                 | 342                                 |
| 332                    | country liquor (litre)  | 2.66              | 2.27          | 57                                  | 60                                  |
| 333                    | beer (litre)  | 0.06              | 2.91          | 19                                  | 16                                  |
| 334                    | foreign liquor or refined liquor (litre)                                | 0.06              | 9.15          | 25                                  | 28                                  |
| 339                    | intoxicants: s.t. (330-335)   | -                 | 14.71         | 91                                  | 98                                  |
| 341                    | firewood and chips  | 0.29              | 0.60          | 38                                  | 33                                  |
| 342                    | electricity (std. unit)   | 45.98             | 56.82         | 734                                 | 782                                 |
| 344                    | kerosene - P.D.S. (litre)   | 0.31              | 1.14          | 154                                 | 163                                 |
| 345                    | kerosene - other sources (litre)  | 0.42              | 4.27          | 231                                 | 257                                 |
| 346                    | matches (box)   | 1.54              | 1.12          | 866                                 | 964                                 |
| 348                    | L.P.G.  | 2.42              | 26.79         | 720                                 | 780                                 |
| 351                    | candle (no.)  | 0.68              | 1.48          | 687                                 | 775                                 |
| 359                    | fuel and light: s.t. (340-353)  | -                 | 92.72         | 966                                 | 1070                                |
| 361                    | sari (m)  | 0.14              | 9.07          | 520                                 | 542                                 |
| 362                    | cloth for shirt, pyjama, salwar etc.(m)                                 | 0.15              | 7.52          | 696                                 | 749                                 |
| 363                    | cloth for coat, trousers, overcoat etc. (m)                             | 0.03              | 4.36          | 270                                 | 310                                 |
| 364                    | chaddar, dupatta, shawl etc.(no.)                                       | 0.02              | 3.37          | 493                                 | 512                                 |
| 365                    | lungi (no.)   | 0.01              | 0.45          | 265                                 | 270                                 |
| 366                    | gamchha, towel, handkerchief (no.)                                      | 0.05              | 1.93          | 650                                 | 697                                 |
| 367                    | hosiery articles, stockings, under-garments etc.(no.)                   | 0.09              | 3.21          | 589                                 | 647                                 |
| 368                    | ready-made garments (no.)   | 0.05              | 13.20         | 624                                 | 650                                 |
| 371                    | knitted garments, sweater, pullover, cardigan, muffler, scarf etc.(no.) | 0.02              | 4.42          | 385                                 | 423                                 |
| 372                    | knitting wool, cotton yarn (gm)   | 1.84              | 0.50          | 52                                  | 56                                  |
| 373                    | clothing: others  | -                 | 15.07         | 367                                 | 380                                 |
| 379                    | clothing: s.t. (360-373)  | -                 | 63.71         | 967                                 | 1045                                |
| 380                    | bed sheet, bed cover (no.)  | 0.03              | 3.55          | 622                                 | 693                                 |
| 381                    | rug, blanket (no.)  | -                 | 1.41          | 130                                 | 129                                 |
| 382                    | pillow, quilt, mattress (no.)   | 0.01              | 0.70          | 190                                 | 203                                 |
| 383                    | cloth for upholstery, curtain, table-cloth etc. (m)                     | 0.01              | 0.62          | 58                                  | 66                                  |
| 387                    | bedding: others   | -                 | 1.41          | 158                                 | 170                                 |
| 389                    | bedding etc.: s.t. (380-387)  | -                 | 7.98          | 741                                 | 804                                 |
| 390                    | leather boots, shoes (pair)   | 0.03              | 11.10         | 797                                 | 855                                 |
| 391                    | leather sandals, chappals etc. (pair)                                   | 0.03              | 4.97          | 729                                 | 738                                 |
| 392                    | other leather footwear (pair)   | 0.01              | 1.30          | 224                                 | 209                                 |

\* Unless otherwise specified

(Contd.)

NSS Report No. 461: Consumption of Some Important Commodities in India, 1999-2000



**Table 4U: Monthly per capita quantity and value of consumption for non-food items for each State and UT**

| item code    | item  | quantity<br>(kg*) | value<br>(Rs) | Urban                               |                                     |
|--------------|---|-------------------|---------------|-------------------------------------|-------------------------------------|
|              |   |                   |               | no. of households                   |                                     |
|              |   |                   |               | reporting<br>per 1000<br>households | consumption<br>sample<br>households |
| (1)          | (2)   | (3)               | (4)           | (5)                                 | (6)                                 |
| <b>Delhi</b> |   |                   |               |                                     |                                     |
| 393          | rubber / PVC footwear (pair)                        | 0.05              | 2.07          | 775                                 | 815                                 |
| 394          | other footwear (pair)                               | 0.02              | 2.06          | 362                                 | 388                                 |
| 399          | footwear: s.t. (390-394)                            | -                 | 21.51         | 994                                 | 1073                                |
| 400          | books, journals                                     | -                 | 11.26         | 565                                 | 561                                 |
| 401          | newspapers, periodicals                             | -                 | 4.17          | 401                                 | 407                                 |
| 403          | stationery  | -                 | 3.03          | 580                                 | 603                                 |
| 404          | tuition and other fees (school, college, etc.)      | -                 | 47.62         | 564                                 | 584                                 |
| 405          | private tutor/coaching centre                       | -                 | 8.07          | 92                                  | 95                                  |
| 406          | other educational expenses                          | -                 | 2.25          | 162                                 | 199                                 |
| 409          | education: s.t. (400-406)                           | -                 | 76.50         | 773                                 | 778                                 |
| 410          | medicine  | -                 | 11.35         | 301                                 | 302                                 |
| 411          | X-ray, ECG, pathological test etc.                  | -                 | 1.20          | 44                                  | 50                                  |
| 412          | doctor's/surgeon's fee                              | -                 | 2.58          | 129                                 | 126                                 |
| 413          | hospital & nursing home charges                     | -                 | 3.44          | 27                                  | 22                                  |
| 414          | other medical expenses                              | -                 | 1.32          | 45                                  | 44                                  |
| 419          | medical - institutional: s.t. (410-414)             | -                 | 19.89         | 327                                 | 333                                 |
| 420          | medicine  | -                 | 23.11         | 580                                 | 673                                 |
| 421          | X-ray, ECG, pathological test etc.                  | -                 | 1.06          | 31                                  | 33                                  |
| 422          | doctor's/surgeon's fee                              | -                 | 2.76          | 190                                 | 235                                 |
| 424          | other medical expenses                              | -                 | 1.28          | 58                                  | 64                                  |
| 429          | medical - non-institutional: s.t. (420-424)         | -                 | 28.21         | 624                                 | 730                                 |
| 430          | cinema, theatre                                     | -                 | 3.87          | 84                                  | 95                                  |
| 431          | mela, fair, picnic                                  | -                 | 2.76          | 21                                  | 13                                  |
| 432          | sports goods, toys etc.                             | -                 | 4.50          | 87                                  | 90                                  |
| 434          | goods for recreation and hobbies                    | -                 | 1.38          | 14                                  | 10                                  |
| 436          | video cassette / V.C.R. / V.C.P.(hire)              | -                 | 2.24          | 84                                  | 62                                  |
| 439          | entertainment : s.t. (430-437)                      | -                 | 19.24         | 308                                 | 329                                 |
| 440          | spectacles  | -                 | 2.36          | 32                                  | 33                                  |
| 442          | pen   | -                 | 1.20          | 236                                 | 249                                 |
| 443          | lock  | -                 | 0.66          | 59                                  | 45                                  |
| 444          | umbrella, raincoat                                  | -                 | 0.87          | 40                                  | 27                                  |
| 445          | lighter (bidi/cigarette/gas stove)                  | -                 | 0.56          | 35                                  | 32                                  |
| 446          | other goods for personal care and effects           | -                 | 3.10          | 97                                  | 119                                 |
| 449          | goods for personal care and effects: s.t. (440-446) | -                 | 8.87          | 350                                 | 362                                 |
| 450          | toilet soap   | -                 | 9.03          | 980                                 | 1066                                |
| 451          | toothbrush, toothpaste etc.                         | -                 | 6.24          | 932                                 | 1018                                |
| 452          | powder, snow, cream                                 | -                 | 5.62          | 483                                 | 493                                 |
| 453          | hair oil, lotion, shampoo, hair cream               | -                 | 7.03          | 806                                 | 834                                 |
| 454          | comb  | -                 | 0.37          | 199                                 | 170                                 |
| 455          | shaving blades, shaving stick, razor                | -                 | 2.44          | 760                                 | 826                                 |
| 456          | shaving cream                                       | -                 | 1.86          | 568                                 | 584                                 |
| 457          | sanitary napkins                                    | -                 | 3.24          | 275                                 | 255                                 |
| 458          | other toilet articles                               | -                 | 3.94          | 386                                 | 431                                 |
| 459          | toilet articles: s.t. (450-458)                     | -                 | 39.79         | 998                                 | 1078                                |

\* Unless otherwise specified

(Contd.)

NSS Report No. 461: Consumption of Some Important Commodities in India, 1999-2000

**Table 4U: Monthly per capita quantity and value of consumption for non-food items for each State and UT**

| item code    | item  | quantity<br>(kg*) | value<br>(Rs) | Urban                               |                                     |
|--------------|---|-------------------|---------------|-------------------------------------|-------------------------------------|
|              |   |                   |               | no. of households                   |                                     |
|              |   |                   |               | reporting<br>per 1000<br>households | consumption<br>sample<br>households |
| (1)          | (2)   | (3)               | (4)           | (5)                                 | (6)                                 |
| <b>Delhi</b> |   |                   |               |                                     |                                     |
| 460          | electric bulb, tubelight                                  | -                 | 2.37          | 418                                 | 433                                 |
| 464          | glassware   | -                 | 1.40          | 105                                 | 91                                  |
| 465          | bucket, water bottle/feeding bottle & other plastic goods | -                 | 2.09          | 144                                 | 132                                 |
| 467          | washing soap/soda   | -                 | 11.30         | 925                                 | 1005                                |
| 468          | other washing requisites                                  | -                 | 3.99          | 493                                 | 537                                 |
| 470          | agarbati  | -                 | 2.85          | 689                                 | 731                                 |
| 471          | flower(fresh) : all purposes                              | -                 | 1.24          | 150                                 | 133                                 |
| 472          | insecticide, acid etc.                                    | -                 | 1.37          | 150                                 | 142                                 |
| 473          | other petty articles                                      | -                 | 2.32          | 327                                 | 351                                 |
| 479          | sundry articles: s.t. (460-473)                           | -                 | 29.78         | 974                                 | 1054                                |
| 480          | domestic servant/cook                                     | -                 | 24.21         | 132                                 | 124                                 |
| 481          | sweeper   | -                 | 3.60          | 429                                 | 428                                 |
| 482          | barber, beautician etc.                                   | -                 | 8.43          | 824                                 | 896                                 |
| 483          | washerman, laundry, ironing                               | -                 | 5.01          | 322                                 | 323                                 |
| 484          | tailor  | -                 | 14.90         | 344                                 | 344                                 |
| 485          | priest  | -                 | 0.84          | 55                                  | 55                                  |
| 487          | postage & telegram  | -                 | 1.34          | 238                                 | 250                                 |
| 488          | telephone charges   | -                 | 39.15         | 509                                 | 490                                 |
| 490          | repair charges for non-durables                           | -                 | 0.87          | 43                                  | 56                                  |
| 491          | grinding charges  | -                 | 1.34          | 188                                 | 225                                 |
| 492          | miscellaneous expenses                                    | -                 | 10.71         | 460                                 | 522                                 |
| 493          | pet animals (incl. birds, fish)                           | -                 | 1.41          | 23                                  | 24                                  |
| 494          | other consumer services excluding conveyance              | -                 | 1.31          | 89                                  | 123                                 |
| 499          | consumer services excluding conveyance: s.t. (480-494)    | -                 | 113.35        | 982                                 | 1061                                |
| 500          | airway fare   | -                 | 5.38          | 3                                   | 2                                   |
| 501          | railway fare  | -                 | 2.29          | 15                                  | 17                                  |
| 502          | bus/tram fare   | -                 | 42.28         | 675                                 | 741                                 |
| 503          | taxi, auto-rickshaw fare                                  | -                 | 1.93          | 51                                  | 60                                  |
| 505          | rickshaw (hand drawn & cycle) fare                        | -                 | 1.58          | 104                                 | 110                                 |
| 507          | porter charges  | -                 | 3.33          | 13                                  | 14                                  |
| 508          | petrol  | -                 | 72.47         | 336                                 | 336                                 |
| 510          | diesel  | -                 | 4.10          | 37                                  | 27                                  |
| 511          | lubricating oil   | -                 | 2.63          | 78                                  | 68                                  |
| 512          | school bus/van  | -                 | 7.93          | 91                                  | 78                                  |
| 513          | other hired conveyance                                    | -                 | 1.31          | 45                                  | 25                                  |
| 519          | conveyance : s.t. (500-513)                               | -                 | 145.22        | 925                                 | 966                                 |
| 520          | house rent, garage rent (actual)                          | -                 | 49.74         | 224                                 | 279                                 |
| 521          | residential land rent                                     | -                 | 22.14         | 64                                  | 82                                  |
| 529          | rent: s.t. (520-522)                                      | -                 | 72.00         | 289                                 | 362                                 |
| 539          | house rent, garage rent (imputed- urban only)             | -                 | 462.30        | 540                                 | 580                                 |
| 540          | water charges   | -                 | 6.43          | 572                                 | 592                                 |
| 541          | other consumer taxes & cesses                             | -                 | 0.89          | 26                                  | 30                                  |
| 549          | consumer taxes and cesses: s.t. (540-541)                 | -                 | 7.33          | 574                                 | 594                                 |
| 559          | furniture & fixtures: s.t. (550-557)                      | -                 | 1.39          | 83                                  | 96                                  |

\* Unless otherwise specified

(Contd.)

NSS Report No. 461: Consumption of Some Important Commodities in India, 1999-2000

**Table 4U: Monthly per capita quantity and value of consumption for non-food items for each State and UT**

| item code          | item   | quantity<br>(kg*) | value<br>(Rs) | Urban                               |                                     |
|--------------------|--|-------------------|---------------|-------------------------------------|-------------------------------------|
|                    |  |                   |               | no. of households                   |                                     |
|                    |  |                   |               | reporting<br>per 1000<br>households | consumption<br>sample<br>households |
| (1)                | (2)  | (3)               | (4)           | (5)                                 | (6)                                 |
| <b>Delhi</b>       |  |                   |               |                                     |                                     |
| 562                | television   | -                 | 2.55          | 97                                  | 117                                 |
| 565                | tape recorder, CD player                                       | -                 | 1.18          | 35                                  | 34                                  |
| 566                | gramophone record, audio/video cassette                        | -                 | 0.79          | 97                                  | 97                                  |
| 569                | goods for recreation: s.t.(560-568)                            | -                 | 4.84          | 242                                 | 269                                 |
| 570                | gold ornaments   | -                 | 4.39          | 25                                  | 14                                  |
| 579                | jewellery and ornaments: s.t. (570-573)                        | -                 | 4.96          | 32                                  | 18                                  |
| 580                | stainless steel utensils                                       | -                 | 1.09          | 208                                 | 219                                 |
| 583                | other crockery & utensils                                      | -                 | 0.99          | 206                                 | 214                                 |
| 589                | crockery & utensils: s.t. (580-583)                            | -                 | 2.17          | 353                                 | 363                                 |
| 590                | electric fan   | -                 | 0.52          | 75                                  | 71                                  |
| 591                | air conditioner, air cooler                                    | -                 | 0.79          | 72                                  | 97                                  |
| 596                | pressure cooker/pressure pan                                   | -                 | 0.19          | 111                                 | 125                                 |
| 597                | refrigerator   | -                 | 1.36          | 33                                  | 42                                  |
| 600                | other cooking/household appliances                             | -                 | 0.69          | 84                                  | 79                                  |
| 609                | cooking and household appliances: s.t. (590-600)               | -                 | 4.20          | 397                                 | 442                                 |
| 610                | bicycle  | -                 | 0.67          | 138                                 | 151                                 |
| 611                | motor cycle, scooter   | -                 | 3.86          | 198                                 | 205                                 |
| 612                | motor car, jeep  | -                 | 12.69         | 84                                  | 79                                  |
| 619                | personal transport equipment: s.t. (610-614)                   | -                 | 17.37         | 370                                 | 395                                 |
| 639                | other personal goods: s.t. (630-632)                           | -                 | 0.83          | 190                                 | 197                                 |
| 642                | residential building & land (cost of repairs only)             | -                 | 5.39          | 27                                  | 28                                  |
| 649                | residential building, land and other durables : s.t. (640-643) | -                 | 5.80          | 80                                  | 74                                  |
| 659                | durable goods : total<br>(559+569+579+589+609+619+629+639+649) | -                 | 41.57         | 747                                 | 809                                 |
| 999                | total non-food   | -                 | 815.00        | 1000                                | 1081                                |
| <b>Lakshadweep</b> |  |                   |               |                                     |                                     |
| 310                | pan : leaf (no.)   | 22.80             | 5.31          | 494                                 | 97                                  |
| 311                | pan : finished (no.)   | 2.25              | 1.76          | 31                                  | 5                                   |
| 312                | supari (gm)  | 64.18             | 8.86          | 613                                 | 122                                 |
| 313                | lime (gm)  | 9.64              | 0.39          | 484                                 | 93                                  |
| 315                | other ingredients for pan (gm)                                 | 7.92              | 0.67          | 110                                 | 26                                  |
| 319                | pan: s.t. (310-315)  | -                 | 16.98         | 640                                 | 126                                 |
| 320                | bidi (no.)   | 30.60             | 5.75          | 393                                 | 74                                  |
| 321                | cigarettes (no.)   | 9.57              | 13.13         | 289                                 | 56                                  |
| 322                | leaf tobacco   | 5.46              | 1.65          | 302                                 | 57                                  |
| 329                | tobacco: s.t. (320-327)  | -                 | 20.53         | 605                                 | 116                                 |
| 334                | foreign liquor or refined liquor (litre)                       | 1.01              | 3.62          | 27                                  | 4                                   |
| 339                | intoxicants: s.t. (330-335)                                    | -                 | 3.62          | 27                                  | 4                                   |
| 341                | firewood and chips   | 21.54             | 16.74         | 782                                 | 153                                 |
| 342                | electricity (std. unit)  | 18.91             | 42.08         | 1000                                | 192                                 |
| 344                | kerosene - P.D.S. (litre)                                      | 1.29              | 4.04          | 880                                 | 172                                 |
| 346                | matches (box)  | 1.64              | 0.87          | 939                                 | 181                                 |

\* Unless otherwise specified

(Contd.)

NSS Report No. 461: Consumption of Some Important Commodities in India, 1999-2000

**Table 4U: Monthly per capita quantity and value of consumption for non-food items for each State and UT**

| item code          | item  | quantity<br>(kg*) | value<br>(Rs) | Urban                               |                                     |
|--------------------|---|-------------------|---------------|-------------------------------------|-------------------------------------|
|                    |   |                   |               | no. of households                   |                                     |
|                    |   |                   |               | reporting<br>per 1000<br>households | consumption<br>sample<br>households |
| (1)                | (2)   | (3)               | (4)           | (5)                                 | (6)                                 |
| <b>Lakshadweep</b> |   |                   |               |                                     |                                     |
| 348                | L.P.G.  | 0.61              | 7.61          | 312                                 | 61                                  |
| 351                | candle (no.)  | 0.14              | 0.22          | 170                                 | 37                                  |
| 359                | fuel and light: s.t. (340-353)                        | -                 | 71.81         | 1000                                | 192                                 |
| 360                | dhoti (m)   | 0.07              | 3.94          | 696                                 | 134                                 |
| 361                | sari (m)  | 0.12              | 8.56          | 530                                 | 104                                 |
| 362                | cloth for shirt, pyjama, salwar etc.(m)               | 0.11              | 6.34          | 790                                 | 149                                 |
| 363                | cloth for coat, trousers, overcoat etc. (m)           | 0.04              | 4.85          | 570                                 | 106                                 |
| 364                | chaddar, dupatta, shawl etc.(no.)                     | 0.02              | 1.52          | 273                                 | 49                                  |
| 365                | lungi (no.)   | 0.05              | 4.15          | 950                                 | 181                                 |
| 366                | gamchha, towel, handkerchief (no.)                    | 0.09              | 1.34          | 808                                 | 156                                 |
| 367                | hosiery articles, stockings, under-garments etc.(no.) | 0.15              | 5.44          | 856                                 | 167                                 |
| 368                | ready-made garments (no.)                             | 0.06              | 15.26         | 834                                 | 163                                 |
| 370                | headwear (no.)  | 0.03              | 1.57          | 502                                 | 102                                 |
| 373                | clothing: others                                      | -                 | 2.08          | 365                                 | 76                                  |
| 379                | clothing: s.t. (360-373)                              | -                 | 55.23         | 994                                 | 191                                 |
| 380                | bed sheet, bed cover (no.)                            | 0.02              | 2.52          | 587                                 | 114                                 |
| 381                | rug, blanket (no.)                                    | -                 | 0.72          | 130                                 | 26                                  |
| 382                | pillow, quilt, mattress (no.)                         | -                 | 0.38          | 102                                 | 22                                  |
| 389                | bedding etc.: s.t. (380-387)                          | -                 | 4.49          | 638                                 | 123                                 |
| 390                | leather boots, shoes (pair)                           | 0.01              | 3.42          | 213                                 | 40                                  |
| 391                | leather sandals, chappals etc. (pair)                 | 0.01              | 2.21          | 330                                 | 64                                  |
| 392                | other leather footwear (pair)                         | 0.01              | 1.24          | 246                                 | 46                                  |
| 393                | rubber / PVC footwear (pair)                          | 0.07              | 3.44          | 972                                 | 188                                 |
| 394                | other footwear (pair)                                 | 0.01              | 0.56          | 156                                 | 30                                  |
| 399                | footwear: s.t. (390-394)                              | -                 | 10.87         | 1000                                | 192                                 |
| 400                | books, journals                                       | -                 | 2.04          | 513                                 | 99                                  |
| 403                | stationery  | -                 | 1.13          | 581                                 | 116                                 |
| 405                | private tutor/coaching centre                         | -                 | 0.74          | 56                                  | 10                                  |
| 406                | other educational expenses                            | -                 | 2.40          | 362                                 | 74                                  |
| 409                | education: s.t. (400-406)                             | -                 | 6.76          | 630                                 | 127                                 |
| 410                | medicine  | -                 | 10.99         | 278                                 | 53                                  |
| 411                | X-ray, ECG, pathological test etc.                    | -                 | 2.61          | 251                                 | 45                                  |
| 412                | doctor's/surgeon's fee                                | -                 | 3.63          | 262                                 | 48                                  |
| 413                | hospital & nursing home charges                       | -                 | 8.04          | 253                                 | 47                                  |
| 414                | other medical expenses                                | -                 | 5.15          | 240                                 | 45                                  |
| 419                | medical - institutional: s.t. (410-414)               | -                 | 30.43         | 285                                 | 54                                  |
| 420                | medicine  | -                 | 4.17          | 130                                 | 24                                  |
| 429                | medical - non-institutional: s.t. (420-424)           | -                 | 4.87          | 140                                 | 26                                  |
| 432                | sports goods, toys etc.                               | -                 | 0.71          | 26                                  | 5                                   |
| 434                | goods for recreation and hobbies                      | -                 | 0.93          | 24                                  | 4                                   |
| 436                | video cassette / V.C.R. / V.C.P.(hire)                | -                 | 1.56          | 154                                 | 32                                  |
| 439                | entertainment : s.t. (430-437)                        | -                 | 5.94          | 225                                 | 48                                  |
| 440                | spectacles  | -                 | 0.97          | 29                                  | 4                                   |
| 442                | pen   | -                 | 0.28          | 105                                 | 23                                  |

\* Unless otherwise specified

(Contd.)

NSS Report No. 461: Consumption of Some Important Commodities in India, 1999-2000

**Table 4U: Monthly per capita quantity and value of consumption for non-food items for each State and UT**

| item code          | item  | quantity<br>(kg*) | value<br>(Rs) | Urban   |                      |
|--------------------|---|-------------------|---------------|---|----------------------|
|                    |   |                   |               | no. of households                               |                      |
|                    |   |                   |               | reporting consumption<br>per 1000<br>households | sample<br>households |
| (1)                | (2)   | (3)               | (4)           | (5)   | (6)                  |
| <b>Lakshadweep</b> |   |                   |               |   |                      |
| 444                | umbrella, raincoat  | -                 | 2.35          | 62  | 10                   |
| 449                | goods for personal care and effects: s.t. (440-446)       | -                 | 4.30          | 142   | 29                   |
| 450                | toilet soap   | -                 | 8.86          | 1000  | 192                  |
| 451                | toothbrush, toothpaste etc.                               | -                 | 3.82          | 800   | 153                  |
| 452                | powder, snow, cream                                       | -                 | 2.98          | 502   | 100                  |
| 453                | hair oil, lotion, shampoo, hair cream                     | -                 | 3.71          | 875   | 168                  |
| 455                | shaving blades, shaving stick, razor                      | -                 | 1.53          | 725   | 136                  |
| 458                | other toilet articles                                     | -                 | 1.28          | 189   | 42                   |
| 459                | toilet articles: s.t. (450-458)                           | -                 | 22.55         | 1000  | 192                  |
| 460                | electric bulb, tubelight                                  | -                 | 1.61          | 351   | 68                   |
| 465                | bucket, water bottle/feeding bottle & other plastic goods | -                 | 1.89          | 157   | 30                   |
| 467                | washing soap/soda   | -                 | 7.05          | 961   | 183                  |
| 468                | other washing requisites                                  | -                 | 3.88          | 693   | 134                  |
| 470                | agarbati  | -                 | 0.37          | 170   | 36                   |
| 479                | sundry articles: s.t. (460-473)                           | -                 | 15.82         | 1000  | 192                  |
| 482                | barber, beautician etc.                                   | -                 | 3.10          | 620   | 115                  |
| 484                | tailor  | -                 | 1.46          | 89  | 18                   |
| 485                | priest  | -                 | 2.93          | 436   | 88                   |
| 487                | postage & telegram  | -                 | 1.50          | 262   | 49                   |
| 488                | telephone charges   | -                 | 33.05         | 633   | 126                  |
| 491                | grinding charges  | -                 | 0.31          | 135   | 26                   |
| 499                | consumer services excluding conveyance: s.t. (480-494)    | -                 | 43.58         | 999   | 191                  |
| 502                | bus/tram fare   | -                 | 0.80          | 43  | 6                    |
| 503                | taxi, auto-rickshaw fare                                  | -                 | 4.60          | 330   | 58                   |
| 504                | steamer, boat fare  | -                 | 5.46          | 184   | 31                   |
| 508                | petrol  | -                 | 16.31         | 241   | 50                   |
| 511                | lubricating oil   | -                 | 0.90          | 102   | 21                   |
| 519                | conveyance : s.t. (500-513)                               | -                 | 28.59         | 602   | 113                  |
| 520                | house rent, garage rent (actual)                          | -                 | 16.77         | 235   | 39                   |
| 522                | consumer rent (other goods)                               | -                 | 0.74          | 37  | 10                   |
| 529                | rent: s.t. (520-522)                                      | -                 | 17.52         | 272   | 49                   |
| 539                | house rent, garage rent (imputed- urban only)             | -                 | 97.94         | 787   | 157                  |
| 541                | other consumer taxes & cesses                             | -                 | 0.12          | 102   | 16                   |
| 549                | consumer taxes and cesses: s.t. (540-541)                 | -                 | 0.12          | 102   | 16                   |
| 559                | furniture & fixtures: s.t. (550-557)                      | -                 | 0.73          | 24  | 6                    |
| 562                | television  | -                 | 2.98          | 26  | 5                    |
| 569                | goods for recreation: s.t.(560-568)                       | -                 | 3.13          | 37  | 7                    |
| 570                | gold ornaments  | -                 | 21.86         | 199   | 38                   |
| 579                | jewellery and ornaments: s.t. (570-573)                   | -                 | 21.93         | 199   | 38                   |
| 580                | stainless steel utensils                                  | -                 | 0.82          | 126   | 27                   |
| 589                | crocery & utensils: s.t. (580-583)                        | -                 | 0.90          | 143   | 31                   |
| 597                | refrigerator  | -                 | 2.35          | 12  | 2                    |
| 609                | cooking and household appliances: s.t. (590-600)          | -                 | 2.64          | 37  | 8                    |
| 610                | bicycle   | -                 | 1.08          | 437   | 83                   |

\* Unless otherwise specified

(Contd.)

NSS Report No. 461: Consumption of Some Important Commodities in India, 1999-2000

**Table 4U: Monthly per capita quantity and value of consumption for non-food items for each State and UT**

| item code          | item   | quantity<br>(kg*) | value<br>(Rs) | Urban                               |                                     |
|--------------------|--|-------------------|---------------|-------------------------------------|-------------------------------------|
|                    |  |                   |               | no. of households                   |                                     |
|                    |  |                   |               | reporting<br>per 1000<br>households | consumption<br>sample<br>households |
| (1)                | (2)  | (3)               | (4)           | (5)                                 | (6)                                 |
| <b>Lakshadweep</b> |  |                   |               |                                     |                                     |
| 611                | motor cycle, scooter   | -                 | 4.58          | 188                                 | 38                                  |
| 613                | tyres & tubes  | 0.02              | 1.55          | 389                                 | 76                                  |
| 619                | personal transport equipment: s.t. (610-614)                   | -                 | 7.37          | 721                                 | 138                                 |
| 640                | bathroom and sanitary equipment                                | -                 | 0.73          | 4                                   | 1                                   |
| 642                | residential building & land (cost of repairs only)             | -                 | 5.11          | 32                                  | 8                                   |
| 649                | residential building, land and other durables : s.t. (640-643) | -                 | 6.16          | 45                                  | 11                                  |
| 659                | durable goods : total<br>(559+569+579+589+609+619+629+639+649) | -                 | 42.98         | 807                                 | 156                                 |
| 999                | total non-food   | -                 | 407.00        | 1000                                | 192                                 |
| <b>Pondicherry</b> |  |                   |               |                                     |                                     |
| 310                | pan : leaf (no.)   | 8.44              | 0.93          | 126                                 | 40                                  |
| 312                | supari (gm)  | 8.05              | 0.70          | 126                                 | 39                                  |
| 319                | pan: s.t. (310-315)  | -                 | 1.73          | 132                                 | 42                                  |
| 320                | bidi (no.)   | 3.89              | 1.12          | 80                                  | 29                                  |
| 321                | cigarettes (no.)   | 5.26              | 5.34          | 134                                 | 57                                  |
| 329                | tobacco: s.t. (320-327)  | -                 | 7.00          | 254                                 | 99                                  |
| 332                | country liquor (litre)   | 0.10              | 3.56          | 83                                  | 30                                  |
| 333                | beer (litre)   | 0.03              | 1.22          | 21                                  | 13                                  |
| 334                | foreign liquor or refined liquor (litre)                       | 0.06              | 5.12          | 51                                  | 26                                  |
| 339                | intoxicants: s.t. (330-335)                                    | -                 | 10.35         | 147                                 | 63                                  |
| 341                | firewood and chips   | 3.78              | 6.47          | 316                                 | 119                                 |
| 342                | electricity (std. unit)  | 18.36             | 12.71         | 899                                 | 349                                 |
| 344                | kerosene - P.D.S. (litre)                                      | 0.90              | 3.40          | 701                                 | 259                                 |
| 345                | kerosene - other sources (litre)                               | 0.64              | 6.31          | 348                                 | 118                                 |
| 346                | matches (box)  | 1.41              | 0.85          | 942                                 | 360                                 |
| 348                | L.P.G.   | 1.41              | 15.83         | 451                                 | 188                                 |
| 351                | candle (no.)   | 0.19              | 0.23          | 232                                 | 89                                  |
| 359                | fuel and light: s.t. (340-353)                                 | -                 | 45.88         | 1000                                | 384                                 |
| 360                | dhoti (m)  | 0.05              | 1.49          | 459                                 | 166                                 |
| 361                | sari (m)   | 0.31              | 14.50         | 906                                 | 339                                 |
| 362                | cloth for shirt, pyjama, salwar etc.(m)                        | 0.09              | 7.59          | 802                                 | 312                                 |
| 363                | cloth for coat, trousers, overcoat etc. (m)                    | 0.06              | 7.28          | 772                                 | 301                                 |
| 364                | chaddar, dupatta, shawl etc.(no.)                              | 0.01              | 0.73          | 158                                 | 70                                  |
| 365                | lungi (no.)  | 0.04              | 2.46          | 718                                 | 282                                 |
| 366                | gamchha, towel, handkerchief (no.)                             | 0.06              | 0.87          | 679                                 | 252                                 |
| 367                | hosiery articles, stockings, under-garments etc.(no.)          | 0.10              | 2.33          | 811                                 | 310                                 |
| 368                | ready-made garments (no.)                                      | 0.04              | 6.88          | 687                                 | 267                                 |
| 373                | clothing: others   | -                 | 2.00          | 613                                 | 207                                 |
| 379                | clothing: s.t. (360-373)                                       | -                 | 46.16         | 987                                 | 378                                 |
| 380                | bed sheet, bed cover (no.)                                     | -                 | 0.66          | 120                                 | 47                                  |
| 389                | bedding etc.: s.t. (380-387)                                   | -                 | 0.96          | 208                                 | 80                                  |
| 391                | leather sandals, chappals etc. (pair)                          | -                 | 0.43          | 111                                 | 56                                  |
| 392                | other leather footwear (pair)                                  | 0.01              | 1.00          | 176                                 | 74                                  |

\* Unless otherwise specified

(Contd.)

NSS Report No. 461: Consumption of Some Important Commodities in India, 1999-2000

**Table 4U: Monthly per capita quantity and value of consumption for non-food items for each State and UT**

| item code          | item  | quantity<br>(kg*) | value<br>(Rs) | Urban                               |                                     |
|--------------------|---|-------------------|---------------|-------------------------------------|-------------------------------------|
|                    |   |                   |               | no. of households                   |                                     |
|                    |   |                   |               | reporting<br>per 1000<br>households | consumption<br>sample<br>households |
| (1)                | (2)   | (3)               | (4)           | (5)                                 | (6)                                 |
| <b>Pondicherry</b> |   |                   |               |                                     |                                     |
| 393                | rubber / PVC footwear (pair)                        | 0.03              | 1.25          | 546                                 | 207                                 |
| 394                | other footwear (pair)                               | 0.04              | 2.54          | 570                                 | 209                                 |
| 399                | footwear: s.t. (390-394)                            | -                 | 5.64          | 933                                 | 355                                 |
| 400                | books, journals                                     | -                 | 3.44          | 274                                 | 121                                 |
| 401                | newspapers, periodicals                             | -                 | 1.11          | 92                                  | 51                                  |
| 403                | stationery  | -                 | 1.66          | 350                                 | 139                                 |
| 404                | tuition and other fees (school, college, etc.)      | -                 | 15.40         | 412                                 | 161                                 |
| 405                | private tutor/coaching centre                       | -                 | 2.84          | 133                                 | 53                                  |
| 406                | other educational expenses                          | -                 | 1.54          | 134                                 | 55                                  |
| 409                | education: s.t. (400-406)                           | -                 | 26.05         | 564                                 | 234                                 |
| 410                | medicine  | -                 | 2.51          | 133                                 | 63                                  |
| 411                | X-ray, ECG, pathological test etc.                  | -                 | 1.51          | 56                                  | 24                                  |
| 412                | doctor's/surgeon's fee                              | -                 | 1.18          | 122                                 | 56                                  |
| 413                | hospital & nursing home charges                     | -                 | 1.78          | 56                                  | 24                                  |
| 414                | other medical expenses                              | -                 | 0.50          | 49                                  | 19                                  |
| 419                | medical - institutional: s.t. (410-414)             | -                 | 7.48          | 143                                 | 66                                  |
| 420                | medicine  | -                 | 31.30         | 575                                 | 219                                 |
| 421                | X-ray, ECG, pathological test etc.                  | -                 | 1.85          | 27                                  | 12                                  |
| 422                | doctor's/surgeon's fee                              | -                 | 7.79          | 456                                 | 173                                 |
| 424                | other medical expenses                              | -                 | 2.64          | 110                                 | 45                                  |
| 429                | medical - non-institutional: s.t. (420-424)         | -                 | 43.71         | 575                                 | 219                                 |
| 430                | cinema, theatre                                     | -                 | 5.30          | 357                                 | 134                                 |
| 433                | club fees   | -                 | 0.96          | 5                                   | 3                                   |
| 439                | entertainment : s.t. (430-437)                      | -                 | 16.68         | 590                                 | 235                                 |
| 449                | goods for personal care and effects: s.t. (440-446) | -                 | 0.58          | 64                                  | 27                                  |
| 450                | toilet soap   | -                 | 8.35          | 993                                 | 382                                 |
| 451                | toothbrush, toothpaste etc.                         | -                 | 3.63          | 827                                 | 327                                 |
| 452                | powder, snow, cream                                 | -                 | 2.33          | 617                                 | 234                                 |
| 453                | hair oil, lotion, shampoo, hair cream               | -                 | 6.18          | 982                                 | 376                                 |
| 455                | shaving blades, shaving stick, razor                | -                 | 1.64          | 763                                 | 290                                 |
| 456                | shaving cream                                       | -                 | 0.52          | 162                                 | 73                                  |
| 458                | other toilet articles                               | -                 | 0.85          | 297                                 | 119                                 |
| 459                | toilet articles: s.t. (450-458)                     | -                 | 23.94         | 1000                                | 384                                 |
| 467                | washing soap/soda                                   | -                 | 7.73          | 998                                 | 382                                 |
| 468                | other washing requisites                            | -                 | 2.01          | 509                                 | 239                                 |
| 470                | agarbati  | -                 | 0.79          | 392                                 | 172                                 |
| 471                | flower(fresh) : all purposes                        | -                 | 2.59          | 684                                 | 255                                 |
| 472                | insecticide, acid etc.                              | -                 | 0.85          | 296                                 | 126                                 |
| 473                | other petty articles                                | -                 | 1.20          | 300                                 | 124                                 |
| 479                | sundry articles: s.t. (460-473)                     | -                 | 15.59         | 1000                                | 384                                 |
| 480                | domestic servant/cook                               | -                 | 3.33          | 39                                  | 15                                  |
| 482                | barber, beautician etc.                             | -                 | 5.23          | 851                                 | 321                                 |
| 483                | washerman, laundry, ironing                         | -                 | 2.92          | 333                                 | 128                                 |
| 484                | tailor  | -                 | 6.06          | 189                                 | 69                                  |

\* Unless otherwise specified

(Contd.)

NSS Report No. 461: Consumption of Some Important Commodities in India, 1999-2000

**Table 4U: Monthly per capita quantity and value of consumption for non-food items for each State and UT**

| item code          | item   | quantity<br>(kg*) | value<br>(Rs) | Urban                                     |                      |
|--------------------|--|-------------------|---------------|---|----------------------|
|                    |  |                   |               | no.of households<br>reporting consumption |                      |
|                    |  |                   |               | per 1000<br>households                    | sample<br>households |
| (1)                | (2)  | (3)               | (4)           | (5)                                       | (6)                  |
| <b>Pondicherry</b> |  |                   |               |   |                      |
| 485                | priest   | -                 | 0.60          | 44  | 15                   |
| 487                | postage & telegram   | -                 | 0.66          | 226                                       | 100                  |
| 488                | telephone charges  | -                 | 7.43          | 267                                       | 107                  |
| 491                | grinding charges   | -                 | 1.83          | 639                                       | 235                  |
| 492                | miscellaneous expenses   | -                 | 0.67          | 152                                       | 71                   |
| 499                | consumer services excluding conveyance: s.t. (480-494)         | -                 | 29.24         | 967                                       | 370                  |
| 501                | railway fare   | -                 | 0.72          | 4   | 3                    |
| 502                | bus/tram fare  | -                 | 15.60         | 619                                       | 243                  |
| 503                | taxi, auto-rickshaw fare                                       | -                 | 1.57          | 56  | 31                   |
| 508                | petrol   | -                 | 14.71         | 236                                       | 97                   |
| 510                | diesel   | -                 | 1.22          | 4   | 3                    |
| 512                | school bus/van   | -                 | 1.07          | 31  | 11                   |
| 519                | conveyance : s.t. (500-513)                                    | -                 | 35.40         | 778                                       | 303                  |
| 520                | house rent, garage rent (actual)                               | -                 | 42.54         | 336                                       | 127                  |
| 521                | residential land rent  | -                 | 3.23          | 27  | 8                    |
| 529                | rent: s.t. (520-522)   | -                 | 45.99         | 369                                       | 136                  |
| 539                | house rent, garage rent (imputed- urban only)                  | -                 | 87.55         | 614                                       | 240                  |
| 540                | water charges  | -                 | 1.56          | 445                                       | 163                  |
| 549                | consumer taxes and cesses: s.t. (540-541)                      | -                 | 1.82          | 487                                       | 189                  |
| 562                | television   | -                 | 1.45          | 33  | 14                   |
| 569                | goods for recreation: s.t.(560-568)                            | -                 | 1.48          | 35  | 15                   |
| 570                | gold ornaments   | -                 | 2.02          | 12  | 9                    |
| 579                | jewellery and ornaments: s.t. (570-573)                        | -                 | 2.08          | 16  | 11                   |
| 595                | stove  | -                 | 0.56          | 52  | 27                   |
| 597                | refrigerator   | -                 | 1.62          | 13  | 4                    |
| 600                | other cooking/household appliances                             | -                 | 0.58          | 25  | 9                    |
| 609                | cooking and household appliances: s.t. (590-600)               | -                 | 3.07          | 157                                       | 56                   |
| 610                | bicycle  | -                 | 1.50          | 376                                       | 134                  |
| 611                | motor cycle, scooter   | -                 | 2.93          | 130                                       | 56                   |
| 619                | personal transport equipment: s.t. (610-614)                   | -                 | 5.11          | 475                                       | 177                  |
| 642                | residential building & land (cost of repairs only)             | -                 | 7.32          | 58  | 25                   |
| 649                | residential building, land and other durables : s.t. (640-643) | -                 | 7.64          | 104                                       | 43                   |
| 659                | durable goods : total<br>(559+569+579+589+609+619+629+639+649) | -                 | 20.13         | 591                                       | 230                  |
| 999                | total non-food   | -                 | 384.00        | 1000                                      | 384                  |

\* Unless otherwise specified





**Table 5R: Number per 1000 of households possessing specified durable goods in each MPCE class and average number possessed per 1000 households by State and UT**

| Andhra Pradesh |  |   |     |     |     |     |     |     |      |      |      |      |      |      |                                    | Rural                                  |
|----------------|--|---|-----|-----|-----|-----|-----|-----|------|------|------|------|------|------|------------------------------------|--|
| code           | item   | per 1000 no. of possessor households in MPCE class (Rs) |     |     |     |     |     |     |      |      |      |      |      |      | average no. possessed per 1000 hhs | no. of sample hhs reporting possession |
|                |  | 000   | 225 | 255 | 300 | 340 | 380 | 420 | 470  | 525  | 615  | 775  | 950  | all  |                                    |  |
| (1)            | (2)  | (3)   | (4) | (5) | (6) | (7) | (8) | (9) | (10) | (11) | (12) | (13) | (14) | (15) | (16)                               | (17)                                   |
| 550            | bedstead   | 593   | 629 | 692 | 730 | 802 | 748 | 766 | 777  | 773  | 771  | 879  | 785  | 754  | 1431                               | 4087                                   |
| 551            | almirah, dressing table                              | 117   | 110 | 136 | 168 | 166 | 264 | 215 | 260  | 344  | 322  | 449  | 485  | 250  | 319                                | 1491                                   |
| 552            | chair, stool, bench, table                           | 357   | 429 | 455 | 484 | 581 | 614 | 598 | 662  | 689  | 676  | 808  | 759  | 600  | 1418                               | 3200                                   |
| 553            | suitcase, trunk, box, handbag and other travel goods | 660   | 660 | 651 | 688 | 715 | 734 | 684 | 689  | 744  | 815  | 758  | 792  | 717  | 1335                               | 3802                                   |
| 554            | foam, rubber cushion (dunlopillo type)               | 5   | 4   | 4   | 6   | 4   | 9   | 12  | 12   | 17   | 24   | 58   | 109  | 18   | 24                                 | 158                                    |
| 555            | carpet, daree & other floor mattings                 | 48  | 18  | 27  | 21  | 21  | 17  | 24  | 10   | 14   | 8    | 17   | 20   | 19   | 24                                 | 119                                    |
| 556            | paintings, drawings, engravings etc.                 | 15  | 16  | 10  | 5   | 5   | 3   | 11  | 1    | 18   | 21   | 9    | 27   | 10   | 30                                 | 80                                     |
| 560            | gramophone & record player                           | 2   | 0   | 1   | 2   | 10  | 3   | 13  | 13   | 7    | 9    | 9    | 3    | 7    | 7                                  | 38                                     |
| 561            | radio  | 96  | 86  | 103 | 112 | 166 | 195 | 158 | 213  | 272  | 211  | 248  | 298  | 184  | 184                                | 1031                                   |
| 562            | television   | 64  | 34  | 51  | 53  | 100 | 175 | 155 | 201  | 210  | 306  | 448  | 513  | 181  | 182                                | 1250                                   |
| 563            | VCR/VCP  | 7   | 0   | 0   | 0   | 0   | 0   | 0   | 0    | 0    | 0    | 3    | 11   | 1    | 1                                  | 16                                     |
| 565            | tape recorder, CD player                             | 13  | 22  | 31  | 35  | 39  | 34  | 45  | 36   | 56   | 91   | 87   | 131  | 50   | 50                                 | 371                                    |
| 590            | electric fan   | 108   | 135 | 159 | 187 | 261 | 363 | 323 | 396  | 393  | 496  | 577  | 640  | 337  | 445                                | 1980                                   |
| 591            | air conditioner, air cooler                          | 0   | 0   | 0   | 0   | 0   | 0   | 3   | 0    | 3    | 5    | 5    | 22   | 3    | 3                                  | 37                                     |
| 593            | sewing machine                                       | 0   | 2   | 8   | 7   | 13  | 8   | 22  | 25   | 25   | 46   | 39   | 67   | 21   | 22                                 | 150                                    |
| 594            | washing machine                                      | 0   | 0   | 3   | 0   | 0   | 0   | 0   | 0    | 0    | 3    | 0    | 7    | 1    | 1                                  | 16                                     |
| 595            | stove  | 70  | 70  | 67  | 79  | 118 | 176 | 179 | 191  | 235  | 277  | 411  | 464  | 186  | 197                                | 1215                                   |
| 596            | pressure cooker/pressure pan                         | 0   | 0   | 5   | 0   | 4   | 3   | 11  | 16   | 18   | 60   | 132  | 267  | 32   | 36                                 | 291                                    |
| 597            | refrigerator   | 0   | 0   | 0   | 1   | 0   | 0   | 2   | 7    | 5    | 14   | 5    | 73   | 7    | 7                                  | 122                                    |
| 610            | bicycle  | 141   | 114 | 158 | 217 | 292 | 287 | 298 | 345  | 326  | 278  | 376  | 345  | 275  | 293                                | 1449                                   |
| 611            | motor cycle, scooter                                 | 0   | 0   | 2   | 11  | 2   | 4   | 14  | 18   | 34   | 65   | 134  | 222  | 33   | 33                                 | 324                                    |
| 612            | motor car, jeep                                      | 0   | 0   | 0   | 0   | 0   | 1   | 0   | 1    | 0    | 2    | 0    | 5    | 1    | 1                                  | 17                                     |
| 630            | clock, watch   | 219   | 152 | 284 | 306 | 327 | 329 | 336 | 375  | 393  | 422  | 519  | 611  | 357  | 556                                | 1982                                   |

(Contd.)

NSS Report No. 461: Consumption of Some Important Commodities in India, 1999-2000

**Table 5R: Number per 1000 of households possessing specified durable goods in each MPCE class and average number possessed per 1000 households by State and UT**

| Arunachal Pradesh |  |   |     |     |     |     |     |     |      |      |      |      |      |      |                                    | Rural                                 |
|-------------------|--|---|-----|-----|-----|-----|-----|-----|------|------|------|------|------|------|------------------------------------|---------------------------------------|
| code              | item   | per 1000 no. of possessor households in MPCE class (Rs) |     |     |     |     |     |     |      |      |      |      |      |      | average no. possessed per 1000 hhs | no. of sample hhs reportig possession |
|                   |  | 000   | 225 | 255 | 300 | 340 | 380 | 420 | 470  | 525  | 615  | 775  | 950  | all  |                                    |                                       |
| (1)               | (2)  | (3)   | (4) | (5) | (6) | (7) | (8) | (9) | (10) | (11) | (12) | (13) | (14) | (15) | (16)                               | (17)                                  |
| 550               | bedstead   | 96  | 67  | 82  | 70  | 185 | 222 | 180 | 301  | 112  | 93   | 198  | 138  | 148  | 321                                | 120                                   |
| 551               | almirah, dressing table                              | 0   | 0   | 52  | 39  | 0   | 17  | 29  | 59   | 26   | 56   | 72   | 69   | 46   | 66                                 | 48                                    |
| 552               | chair, stool, bench, table                           | 0   | 0   | 52  | 33  | 118 | 107 | 173 | 295  | 159  | 112  | 177  | 135  | 136  | 598                                | 122                                   |
| 553               | suitcase, trunk, box, handbag and other travel goods | 0   | 67  | 82  | 101 | 141 | 233 | 163 | 322  | 212  | 199  | 326  | 318  | 229  | 656                                | 188                                   |
| 554               | foam, rubber cushion (dunlopillo type)               | 0   | 0   | 0   | 0   | 0   | 0   | 0   | 0    | 0    | 22   | 12   | 9    | 7    | 47                                 | 10                                    |
| 555               | carpet, daree & other floor mattings                 | 0   | 0   | 0   | 0   | 0   | 2   | 20  | 118  | 95   | 74   | 92   | 63   | 58   | 173                                | 65                                    |
| 556               | paintings, drawings, engravings etc.                 | 0   | 0   | 0   | 0   | 0   | 0   | 0   | 0    | 8    | 8    | 5    | 11   | 5    | 18                                 | 9                                     |
| 560               | gramophone & record player                           | 0   | 0   | 0   | 0   | 0   | 0   | 4   | 0    | 0    | 8    | 16   | 10   | 5    | 5                                  | 8                                     |
| 561               | radio  | 0   | 0   | 30  | 111 | 211 | 203 | 118 | 210  | 135  | 87   | 156  | 155  | 137  | 141                                | 125                                   |
| 562               | television   | 0   | 0   | 0   | 0   | 0   | 2   | 0   | 0    | 18   | 23   | 12   | 48   | 17   | 17                                 | 18                                    |
| 563               | VCR/VCP  | 0   | 0   | 0   | 0   | 0   | 0   | 0   | 0    | 0    | 0    | 0    | 7    | 1    | 1                                  | 3                                     |
| 565               | tape recorder, CD player                             | 0   | 0   | 0   | 0   | 0   | 0   | 17  | 25   | 31   | 33   | 7    | 39   | 21   | 45                                 | 24                                    |
| 590               | electric fan   | 0   | 0   | 0   | 0   | 0   | 0   | 0   | 0    | 18   | 19   | 33   | 44   | 18   | 38                                 | 23                                    |
| 591               | air conditioner, air cooler                          | 0   | 0   | 0   | 0   | 0   | 0   | 0   | 0    | 0    | 0    | 0    | 0    | 0    | 0                                  | 0                                     |
| 593               | sewing machine                                       | 0   | 0   | 0   | 0   | 0   | 30  | 49  | 18   | 28   | 19   | 12   | 14   | 17   | 17                                 | 21                                    |
| 594               | washing machine                                      | 0   | 0   | 0   | 0   | 0   | 0   | 0   | 0    | 0    | 0    | 0    | 2    | 0    | 0                                  | 1                                     |
| 595               | stove  | 0   | 0   | 0   | 40  | 29  | 15  | 49  | 51   | 31   | 50   | 33   | 64   | 41   | 48                                 | 41                                    |
| 596               | pressure cooker/pressure pan                         | 0   | 0   | 30  | 0   | 19  | 15  | 41  | 44   | 16   | 51   | 31   | 129  | 48   | 144                                | 43                                    |
| 597               | refrigerator   | 0   | 0   | 0   | 0   | 0   | 0   | 0   | 13   | 0    | 0    | 5    | 3    | 2    | 2                                  | 4                                     |
| 610               | bicycle  | 96  | 0   | 30  | 104 | 156 | 132 | 67  | 93   | 74   | 47   | 37   | 23   | 64   | 67                                 | 60                                    |
| 611               | motor cycle, scooter                                 | 0   | 0   | 0   | 0   | 0   | 0   | 0   | 0    | 0    | 6    | 12   | 18   | 6    | 6                                  | 10                                    |
| 612               | motor car, jeep                                      | 0   | 0   | 0   | 0   | 0   | 0   | 0   | 0    | 0    | 0    | 0    | 11   | 2    | 2                                  | 5                                     |
| 630               | clock, watch   | 0   | 0   | 0   | 47  | 44  | 187 | 52  | 77   | 62   | 97   | 101  | 70   | 76   | 179                                | 77                                    |

(Contd.)

NSS Report No. 461: Consumption of Some Important Commodities in India, 1999-2000

**Table 5R: Number per 1000 of households possessing specified durable goods in each MPCE class and average number possessed per 1000 households by State and UT**

| Assam |  |   |     |     |     |     |     |     |      |      |      |      |      |      |                                    | Rural                                  |
|-------|--|---|-----|-----|-----|-----|-----|-----|------|------|------|------|------|------|------------------------------------|--|
| code  | item   | per 1000 no. of possessor households in MPCE class (Rs) |     |     |     |     |     |     |      |      |      |      |      |      | average no. possessed per 1000 hhs | no. of sample hhs reporting possession |
|       |  | 000   | 225 | 255 | 300 | 340 | 380 | 420 | 470  | 525  | 615  | 775  | 950  | all  |                                    |  |
| (1)   | (2)  | (3)   | (4) | (5) | (6) | (7) | (8) | (9) | (10) | (11) | (12) | (13) | (14) | (15) | (16)                               | (17)                                   |
| 550   | bedstead   | 808   | 781 | 808 | 802 | 838 | 824 | 792 | 867  | 843  | 843  | 901  | 963  | 829  | 2611                               | 2811                                   |
| 551   | almirah, dressing table                              | 302   | 311 | 388 | 448 | 460 | 589 | 514 | 581  | 615  | 664  | 751  | 680  | 523  | 895                                | 1812                                   |
| 552   | chair, stool, bench, table                           | 742   | 709 | 734 | 763 | 793 | 820 | 773 | 801  | 807  | 811  | 844  | 816  | 786  | 3488                               | 2680                                   |
| 553   | suitcase, trunk, box, handbag and other travel goods | 696   | 680 | 762 | 754 | 787 | 823 | 772 | 818  | 794  | 793  | 851  | 838  | 783  | 2247                               | 2679                                   |
| 554   | foam, rubber cushion (dunlopillo type)               | 0   | 13  | 0   | 2   | 5   | 12  | 17  | 20   | 53   | 79   | 139  | 212  | 29   | 127                                | 140                                    |
| 555   | carpet, daree & other floor mattings                 | 0   | 35  | 2   | 11  | 30  | 26  | 25  | 23   | 19   | 27   | 19   | 35   | 21   | 52                                 | 108                                    |
| 556   | paintings, drawings, engravings etc.                 | 94  | 32  | 35  | 20  | 30  | 31  | 51  | 49   | 62   | 117  | 89   | 110  | 52   | 118                                | 227                                    |
| 560   | gramophone & record player                           | 0   | 0   | 0   | 0   | 3   | 0   | 3   | 2    | 3    | 22   | 61   | 30   | 6    | 6                                  | 23                                     |
| 561   | radio  | 137   | 150 | 281 | 343 | 407 | 460 | 453 | 519  | 534  | 526  | 538  | 506  | 422  | 427                                | 1476                                   |
| 562   | television   | 144   | 55  | 33  | 35  | 56  | 81  | 88  | 136  | 210  | 293  | 428  | 472  | 130  | 130                                | 507                                    |
| 563   | VCR/VCP  | 0   | 0   | 0   | 0   | 0   | 0   | 0   | 0    | 0    | 2    | 1    | 14   | 0    | 0                                  | 10                                     |
| 565   | tape recorder, CD player                             | 18  | 38  | 29  | 19  | 47  | 80  | 58  | 72   | 135  | 113  | 160  | 315  | 73   | 74                                 | 312                                    |
| 590   | electric fan   | 14  | 2   | 12  | 10  | 21  | 40  | 54  | 109  | 178  | 284  | 319  | 411  | 92   | 210                                | 376                                    |
| 591   | air conditioner, air cooler                          | 0   | 0   | 0   | 0   | 0   | 0   | 3   | 0    | 6    | 2    | 1    | 0    | 1    | 2                                  | 5                                      |
| 593   | sewing machine                                       | 0   | 0   | 0   | 15  | 10  | 0   | 14  | 59   | 91   | 97   | 162  | 232  | 39   | 40                                 | 178                                    |
| 594   | washing machine                                      | 0   | 0   | 0   | 0   | 0   | 0   | 0   | 10   | 0    | 5    | 10   | 34   | 2    | 2                                  | 7                                      |
| 595   | stove  | 14  | 10  | 35  | 34  | 41  | 81  | 78  | 82   | 182  | 189  | 276  | 327  | 93   | 103                                | 320                                    |
| 596   | pressure cooker/pressure pan                         | 0   | 0   | 6   | 2   | 4   | 18  | 22  | 44   | 111  | 173  | 208  | 312  | 51   | 63                                 | 243                                    |
| 597   | refrigerator   | 0   | 0   | 0   | 0   | 0   | 0   | 0   | 2    | 9    | 9    | 27   | 110  | 5    | 5                                  | 42                                     |
| 610   | bicycle  | 297   | 335 | 310 | 454 | 423 | 471 | 513 | 577  | 593  | 653  | 664  | 571  | 491  | 564                                | 1689                                   |
| 611   | motor cycle, scooter                                 | 0   | 0   | 0   | 0   | 0   | 1   | 7   | 3    | 13   | 29   | 57   | 139  | 10   | 11                                 | 78                                     |
| 612   | motor car, jeep                                      | 0   | 0   | 0   | 0   | 0   | 0   | 5   | 5    | 4    | 3    | 6    | 46   | 3    | 4                                  | 33                                     |
| 630   | clock, watch   | 124   | 241 | 226 | 259 | 228 | 341 | 317 | 380  | 401  | 453  | 539  | 526  | 323  | 589                                | 1116                                   |

(Contd.)

NSS Report No. 461: Consumption of Some Important Commodities in India, 1999-2000

**Table 5R: Number per 1000 of households possessing specified durable goods in each MPCE class and average number possessed per 1000 households by State and UT**

| Bihar |  |   |     |     |     |     |     |     |      |      |      |      |      |      |                                    | Rural                                  |
|-------|--|---|-----|-----|-----|-----|-----|-----|------|------|------|------|------|------|------------------------------------|--|
| code  | item   | per 1000 no. of possessor households in MPCE class (Rs) |     |     |     |     |     |     |      |      |      |      |      |      | average no. possessed per 1000 hhs | no. of sample hhs reporting possession |
|       |  | 000   | 225 | 255 | 300 | 340 | 380 | 420 | 470  | 525  | 615  | 775  | 950  | all  |                                    |  |
| (1)   | (2)  | (3)   | (4) | (5) | (6) | (7) | (8) | (9) | (10) | (11) | (12) | (13) | (14) | (15) | (16)                               | (17)                                   |
| 550   | bedstead   | 812   | 862 | 853 | 890 | 892 | 898 | 899 | 896  | 912  | 938  | 974  | 898  | 887  | 2634                               | 6487                                   |
| 551   | almirah, dressing table                              | 131   | 147 | 167 | 202 | 217 | 263 | 327 | 335  | 421  | 464  | 646  | 574  | 268  | 417                                | 2200                                   |
| 552   | chair, stool, bench, table                           | 431   | 492 | 503 | 559 | 565 | 587 | 641 | 653  | 714  | 711  | 861  | 748  | 588  | 1494                               | 4450                                   |
| 553   | suitcase, trunk, box, handbag and other travel goods | 718   | 734 | 745 | 789 | 789 | 797 | 805 | 808  | 820  | 842  | 890  | 822  | 787  | 2152                               | 5786                                   |
| 554   | foam, rubber cushion (dunlopillo type)               | 0   | 0   | 2   | 15  | 12  | 15  | 31  | 19   | 37   | 49   | 131  | 126  | 21   | 69                                 | 179                                    |
| 555   | carpet, daree & other floor mattings                 | 373   | 316 | 332 | 305 | 334 | 322 | 319 | 267  | 345  | 361  | 394  | 387  | 328  | 734                                | 2502                                   |
| 556   | paintings, drawings, engravings etc.                 | 7   | 8   | 5   | 7   | 9   | 16  | 17  | 15   | 18   | 35   | 51   | 40   | 13   | 27                                 | 134                                    |
| 560   | gramophone & record p layer                          | 0   | 0   | 0   | 1   | 1   | 6   | 5   | 3    | 4    | 0    | 28   | 21   | 3    | 4                                  | 36                                     |
| 561   | radio  | 159   | 274 | 296 | 313 | 368 | 389 | 412 | 434  | 503  | 511  | 611  | 512  | 368  | 377                                | 2858                                   |
| 562   | television   | 3   | 38  | 16  | 23  | 45  | 41  | 81  | 84   | 104  | 118  | 270  | 340  | 60   | 60                                 | 633                                    |
| 563   | VCR/VCP  | 0   | 0   | 1   | 0   | 0   | 2   | 0   | 0    | 0    | 0    | 1    | 10   | 1    | 2                                  | 18                                     |
| 565   | tape recorder, CD player                             | 11  | 44  | 23  | 29  | 36  | 34  | 37  | 40   | 45   | 67   | 91   | 188  | 39   | 39                                 | 359                                    |
| 590   | electric fan   | 2   | 37  | 18  | 24  | 38  | 34  | 38  | 49   | 48   | 85   | 119  | 246  | 40   | 71                                 | 372                                    |
| 591   | air conditioner, air cooler                          | 0   | 0   | 1   | 0   | 0   | 2   | 0   | 0    | 3    | 5    | 0    | 53   | 2    | 2                                  | 19                                     |
| 593   | sewing machine                                       | 2   | 11  | 8   | 3   | 9   | 22  | 23  | 29   | 52   | 56   | 155  | 138  | 23   | 24                                 | 256                                    |
| 594   | washing machine                                      | 2   | 0   | 0   | 0   | 0   | 0   | 0   | 0    | 0    | 0    | 0    | 20   | 1    | 1                                  | 10                                     |
| 595   | stove  | 35  | 83  | 82  | 96  | 137 | 155 | 173 | 223  | 242  | 264  | 303  | 382  | 149  | 174                                | 1250                                   |
| 596   | pressure cooker/pressure pan                         | 12  | 56  | 32  | 51  | 74  | 75  | 88  | 107  | 128  | 156  | 246  | 310  | 80   | 95                                 | 736                                    |
| 597   | refrigerator   | 0   | 0   | 0   | 0   | 0   | 3   | 5   | 0    | 0    | 3    | 7    | 103  | 3    | 3                                  | 34                                     |
| 610   | bicycle  | 156   | 348 | 340 | 391 | 418 | 465 | 481 | 492  | 559  | 557  | 652  | 511  | 424  | 464                                | 3317                                   |
| 611   | motor cycle, scooter                                 | 0   | 0   | 1   | 0   | 3   | 0   | 9   | 9    | 34   | 26   | 107  | 193  | 12   | 12                                 | 212                                    |
| 612   | motor car, jeep                                      | 0   | 0   | 0   | 0   | 0   | 0   | 0   | 0    | 0    | 1    | 17   | 23   | 1    | 1                                  | 33                                     |
| 630   | clock, watch   | 168   | 296 | 199 | 203 | 291 | 280 | 281 | 281  | 369  | 347  | 407  | 416  | 269  | 407                                | 2033                                   |

(Contd.)

NSS Report No. 461: Consumption of Some Important Commodities in India, 1999-2000

**Table 5R: Number per 1000 of households possessing specified durable goods in each MPCE class and average number possessed per 1000 households by State and UT**

| Goa  |  |   |     |     |      |      |      |     |      |      |      |      |      |      |                                    | Rural                                 |
|------|--|---|-----|-----|------|------|------|-----|------|------|------|------|------|------|------------------------------------|---------------------------------------|
| code | item   | per 1000 no. of possessor households in MPCE class (Rs) |     |     |      |      |      |     |      |      |      |      |      |      | average no. possessed per 1000 hhs | no. of sample hhs reportig possession |
|      |  | 000   | 225 | 255 | 300  | 340  | 380  | 420 | 470  | 525  | 615  | 775  | 950  | all  |                                    |                                       |
| (1)  | (2)  | (3)   | (4) | (5) | (6)  | (7)  | (8)  | (9) | (10) | (11) | (12) | (13) | (14) | (15) | (16)                               | (17)                                  |
| 550  | bedstead   | 0   | 0   | 0   | 1000 | 1000 | 890  | 582 | 1000 | 670  | 702  | 752  | 870  | 791  | 1459                               | 157                                   |
| 551  | almirah, dressing table                              | 0   | 0   | 0   | 1000 | 0    | 648  | 537 | 681  | 600  | 718  | 770  | 759  | 705  | 1609                               | 138                                   |
| 552  | chair, stool, bench, table                           | 0   | 0   | 0   | 1000 | 1000 | 1000 | 979 | 1000 | 897  | 1000 | 1000 | 925  | 954  | 6163                               | 183                                   |
| 553  | suitcase, trunk, box, handbag and other travel goods | 0   | 0   | 0   | 1000 | 1000 | 1000 | 723 | 475  | 781  | 843  | 911  | 849  | 831  | 2902                               | 158                                   |
| 554  | foam, rubber cushion (dunlopillo type)               | 0   | 0   | 0   | 0    | 596  | 0    | 0   | 0    | 79   | 63   | 78   | 192  | 121  | 310                                | 26                                    |
| 555  | carpet, daree & other floor mattings                 | 0   | 0   | 0   | 365  | 404  | 757  | 249 | 191  | 439  | 283  | 118  | 406  | 336  | 798                                | 66                                    |
| 556  | paintings, drawings, engravings etc.                 | 0   | 0   | 0   | 0    | 0    | 0    | 0   | 0    | 78   | 106  | 57   | 17   | 40   | 63                                 | 9                                     |
| 560  | gramophone & record player                           | 0   | 0   | 0   | 0    | 0    | 0    | 0   | 0    | 0    | 44   | 0    | 33   | 20   | 20                                 | 2                                     |
| 561  | radio  | 0   | 0   | 0   | 365  | 0    | 0    | 140 | 0    | 231  | 467  | 267  | 397  | 320  | 320                                | 61                                    |
| 562  | television   | 0   | 0   | 0   | 1000 | 0    | 0    | 349 | 27   | 475  | 766  | 798  | 704  | 626  | 626                                | 125                                   |
| 563  | VCR/VCP  | 0   | 0   | 0   | 0    | 0    | 0    | 0   | 0    | 0    | 10   | 14   | 176  | 78   | 78                                 | 18                                    |
| 565  | tape recorder, CD player                             | 0   | 0   | 0   | 365  | 596  | 0    | 82  | 269  | 139  | 429  | 489  | 662  | 461  | 462                                | 90                                    |
| 590  | electric fan   | 0   | 0   | 0   | 1000 | 0    | 0    | 178 | 269  | 536  | 687  | 769  | 889  | 693  | 1662                               | 141                                   |
| 591  | air conditioner, air cooler                          | 0   | 0   | 0   | 0    | 0    | 0    | 0   | 0    | 0    | 0    | 78   | 71   | 41   | 41                                 | 7                                     |
| 593  | sewing machine                                       | 0   | 0   | 0   | 365  | 596  | 0    | 164 | 248  | 148  | 199  | 128  | 473  | 304  | 321                                | 65                                    |
| 594  | washing machine                                      | 0   | 0   | 0   | 365  | 0    | 0    | 0   | 27   | 0    | 77   | 86   | 361  | 183  | 183                                | 34                                    |
| 595  | stove  | 0   | 0   | 0   | 635  | 596  | 648  | 494 | 463  | 749  | 826  | 932  | 818  | 778  | 809                                | 142                                   |
| 596  | pressure cooker/pressure pan                         | 0   | 0   | 0   | 365  | 0    | 0    | 41  | 269  | 87   | 423  | 336  | 656  | 418  | 483                                | 90                                    |
| 597  | refrigerator   | 0   | 0   | 0   | 0    | 0    | 0    | 0   | 0    | 1    | 186  | 280  | 505  | 280  | 297                                | 68                                    |
| 610  | bicycle  | 0   | 0   | 0   | 365  | 596  | 243  | 169 | 118  | 579  | 294  | 412  | 216  | 302  | 368                                | 66                                    |
| 611  | motor cycle, scooter                                 | 0   | 0   | 0   | 0    | 0    | 0    | 147 | 27   | 110  | 275  | 202  | 489  | 302  | 350                                | 67                                    |
| 612  | motor car, jeep                                      | 0   | 0   | 0   | 0    | 0    | 0    | 0   | 0    | 0    | 0    | 0    | 138  | 58   | 63                                 | 14                                    |
| 630  | clock, watch   | 0   | 0   | 0   | 635  | 1000 | 890  | 713 | 487  | 844  | 812  | 911  | 900  | 848  | 2562                               | 165                                   |

(Contd.)

NSS Report No. 461: Consumption of Some Important Commodities in India, 1999-2000

**Table 5R: Number per 1000 of households possessing specified durable goods in each MPCE class and average number possessed per 1000 households by State and UT**

| Gujarat |  |   |     |     |     |     |     |     |      |      |      |      |      |      |                                    | Rural                                  |
|---------|--|---|-----|-----|-----|-----|-----|-----|------|------|------|------|------|------|------------------------------------|--|
| code    | item   | per 1000 no. of possessor households in MPCE class (Rs) |     |     |     |     |     |     |      |      |      |      |      |      | average no. possessed per 1000 hhs | no. of sample hhs reporting possession |
|         |  | 000   | 225 | 255 | 300 | 340 | 380 | 420 | 470  | 525  | 615  | 775  | 950  | all  |                                    |  |
| (1)     | (2)  | (3)   | (4) | (5) | (6) | (7) | (8) | (9) | (10) | (11) | (12) | (13) | (14) | (15) | (16)                               | (17)                                   |
| 550     | bedstead   | 870   | 847 | 799 | 768 | 855 | 848 | 842 | 880  | 904  | 857  | 822  | 899  | 858  | 2604                               | 2240                                   |
| 551     | almirah, dressing table                              | 102   | 139 | 118 | 159 | 309 | 362 | 360 | 433  | 553  | 552  | 635  | 731  | 456  | 670                                | 1268                                   |
| 552     | chair, stool, bench, table                           | 204   | 262 | 396 | 313 | 557 | 522 | 574 | 645  | 679  | 685  | 715  | 746  | 607  | 1674                               | 1619                                   |
| 553     | suitcase, trunk, box, handbag and other travel goods | 542   | 644 | 676 | 602 | 705 | 723 | 806 | 822  | 833  | 830  | 832  | 854  | 785  | 2056                               | 2006                                   |
| 554     | foam, rubber cushion (dunlopillo type)               | 0   | 0   | 0   | 0   | 8   | 5   | 5   | 3    | 8    | 13   | 6    | 49   | 10   | 19                                 | 42                                     |
| 555     | carpet, daree & other floor mattings                 | 52  | 41  | 85  | 35  | 69  | 78  | 108 | 118  | 157  | 173  | 129  | 228  | 128  | 267                                | 406                                    |
| 556     | paintings, drawings, engravings etc.                 | 27  | 6   | 17  | 47  | 91  | 75  | 78  | 113  | 85   | 96   | 94   | 121  | 86   | 355                                | 228                                    |
| 560     | gramophone & record player                           | 0   | 0   | 0   | 0   | 0   | 5   | 0   | 0    | 0    | 0    | 0    | 17   | 2    | 2                                  | 7                                      |
| 561     | radio  | 53  | 78  | 151 | 91  | 141 | 226 | 236 | 203  | 245  | 237  | 249  | 294  | 215  | 215                                | 568                                    |
| 562     | television   | 41  | 84  | 84  | 40  | 98  | 100 | 158 | 140  | 283  | 302  | 329  | 552  | 230  | 230                                | 668                                    |
| 563     | VCR/VCP  | 0   | 0   | 0   | 0   | 0   | 0   | 0   | 3    | 6    | 9    | 10   | 13   | 5    | 5                                  | 19                                     |
| 565     | tape recorder, CD player                             | 42  | 84  | 23  | 68  | 105 | 111 | 105 | 120  | 186  | 184  | 234  | 295  | 155  | 161                                | 489                                    |
| 590     | electric fan   | 151   | 246 | 204 | 240 | 433 | 480 | 540 | 547  | 695  | 709  | 743  | 798  | 580  | 911                                | 1540                                   |
| 591     | air conditioner, air cooler                          | 0   | 0   | 0   | 0   | 0   | 0   | 0   | 0    | 0    | 4    | 11   | 51   | 6    | 7                                  | 24                                     |
| 593     | sewing machine                                       | 0   | 15  | 12  | 9   | 25  | 12  | 15  | 21   | 26   | 55   | 75   | 45   | 32   | 33                                 | 94                                     |
| 594     | washing machine                                      | 0   | 0   | 0   | 0   | 0   | 0   | 0   | 0    | 0    | 17   | 5    | 23   | 5    | 6                                  | 22                                     |
| 595     | stove  | 155   | 336 | 321 | 357 | 608 | 548 | 602 | 633  | 697  | 696  | 708  | 687  | 611  | 676                                | 1546                                   |
| 596     | pressure cooker/pressure pan                         | 68  | 15  | 68  | 96  | 160 | 244 | 268 | 290  | 384  | 418  | 511  | 601  | 331  | 395                                | 954                                    |
| 597     | refrigerator   | 0   | 0   | 0   | 0   | 1   | 4   | 13  | 13   | 38   | 69   | 112  | 295  | 59   | 60                                 | 224                                    |
| 610     | bicycle  | 86  | 156 | 190 | 221 | 326 | 322 | 367 | 329  | 331  | 345  | 320  | 345  | 316  | 334                                | 819                                    |
| 611     | motor cycle, scooter                                 | 0   | 15  | 0   | 0   | 10  | 12  | 27  | 25   | 98   | 149  | 140  | 321  | 90   | 97                                 | 306                                    |
| 612     | motor car, jeep                                      | 0   | 0   | 0   | 0   | 0   | 0   | 2   | 3    | 5    | 6    | 5    | 39   | 7    | 8                                  | 36                                     |
| 630     | clock, watch   | 251   | 343 | 338 | 402 | 451 | 535 | 600 | 598  | 687  | 624  | 677  | 741  | 589  | 1133                               | 1586                                   |

(Contd.)

NSS Report No. 461: Consumption of Some Important Commodities in India, 1999-2000

**Table 5R: Number per 1000 of households possessing specified durable goods in each MPCE class and average number possessed per 1000 households by State and UT**

| <b>Rural</b>   |  |   |      |      |      |     |      |     |      |      |      |      |      |      |                                    |                                       |
|----------------|--|---|------|------|------|-----|------|-----|------|------|------|------|------|------|------------------------------------|---------------------------------------|
| <b>Haryana</b> |  |   |      |      |      |     |      |     |      |      |      |      |      |      |                                    |                                       |
| code           | item   | per 1000 no. of possessor households in MPCE class (Rs) |      |      |      |     |      |     |      |      |      |      |      |      | average no. possessed per 1000 hhs | no. of sample hhs reportig possession |
|                |  | 000   | 225  | 255  | 300  | 340 | 380  | 420 | 470  | 525  | 615  | 775  | 950  | all  |                                    |                                       |
| (1)            | (2)  | (3)   | (4)  | (5)  | (6)  | (7) | (8)  | (9) | (10) | (11) | (12) | (13) | (14) | (15) | (16)                               | (17)                                  |
| 550            | bedstead   | 1000  | 1000 | 1000 | 1000 | 956 | 1000 | 971 | 982  | 979  | 992  | 991  | 985  | 985  | 5887                               | 1113                                  |
| 551            | almirah, dressing table                              | 0   | 0    | 10   | 10   | 4   | 152  | 224 | 276  | 171  | 332  | 397  | 451  | 292  | 477                                | 340                                   |
| 552            | chair, stool, bench, table                           | 746   | 463  | 497  | 235  | 329 | 624  | 625 | 612  | 469  | 609  | 656  | 702  | 593  | 2223                               | 697                                   |
| 553            | suitcase, trunk, box, handbag and other travel goods | 1000  | 1000 | 813  | 1000 | 944 | 965  | 880 | 863  | 912  | 897  | 945  | 905  | 911  | 2915                               | 1031                                  |
| 554            | foam, rubber cushion (dunlopillo type)               | 0   | 0    | 0    | 0    | 0   | 16   | 39  | 20   | 13   | 60   | 153  | 170  | 76   | 175                                | 78                                    |
| 555            | carpet, daree & other floor mattings                 | 359   | 537  | 311  | 226  | 371 | 359  | 224 | 185  | 206  | 238  | 334  | 360  | 279  | 1462                               | 281                                   |
| 556            | paintings, drawings, engravings etc.                 | 0   | 0    | 0    | 0    | 4   | 17   | 103 | 52   | 37   | 11   | 71   | 62   | 44   | 119                                | 27                                    |
| 560            | gramophone & record player                           | 0   | 0    | 0    | 0    | 0   | 0    | 0   | 15   | 11   | 5    | 7    | 9    | 7    | 7                                  | 10                                    |
| 561            | radio  | 222   | 0    | 210  | 183  | 208 | 326  | 320 | 350  | 316  | 375  | 258  | 447  | 338  | 340                                | 409                                   |
| 562            | television   | 0   | 402  | 400  | 193  | 285 | 526  | 385 | 243  | 364  | 580  | 656  | 640  | 493  | 515                                | 571                                   |
| 563            | VCR/VCP  | 0   | 0    | 0    | 0    | 0   | 0    | 0   | 0    | 0    | 5    | 0    | 12   | 3    | 3                                  | 4                                     |
| 565            | tape recorder, CD player                             | 254   | 0    | 74   | 41   | 144 | 103  | 172 | 128  | 174  | 225  | 261  | 314  | 211  | 215                                | 251                                   |
| 590            | electric fan   | 1000  | 402  | 314  | 460  | 374 | 695  | 663 | 663  | 697  | 848  | 870  | 853  | 754  | 1501                               | 884                                   |
| 591            | air conditioner, air cooler                          | 0   | 537  | 2    | 6    | 43  | 136  | 162 | 73   | 87   | 204  | 289  | 343  | 194  | 233                                | 236                                   |
| 593            | sewing machine                                       | 222   | 0    | 34   | 87   | 205 | 388  | 331 | 202  | 349  | 445  | 518  | 597  | 410  | 441                                | 492                                   |
| 594            | washing machine                                      | 0   | 0    | 0    | 0    | 0   | 0    | 0   | 0    | 1    | 14   | 54   | 69   | 25   | 25                                 | 22                                    |
| 595            | stove  | 222   | 402  | 500  | 259  | 383 | 451  | 418 | 572  | 424  | 473  | 478  | 550  | 476  | 518                                | 543                                   |
| 596            | pressure cooker/pressure pan                         | 359   | 0    | 74   | 97   | 103 | 155  | 169 | 231  | 226  | 395  | 483  | 502  | 337  | 373                                | 370                                   |
| 597            | refrigerator   | 0   | 0    | 0    | 0    | 0   | 16   | 83  | 35   | 44   | 130  | 233  | 304  | 139  | 145                                | 178                                   |
| 610            | bicycle  | 419   | 463  | 636  | 393  | 500 | 483  | 514 | 461  | 465  | 541  | 609  | 533  | 521  | 591                                | 595                                   |
| 611            | motor cycle, scooter                                 | 0   | 0    | 0    | 0    | 0   | 0    | 10  | 0    | 33   | 83   | 181  | 284  | 106  | 114                                | 138                                   |
| 612            | motor car, jeep                                      | 0   | 0    | 0    | 0    | 0   | 0    | 0   | 0    | 0    | 0    | 0    | 37   | 7    | 8                                  | 13                                    |
| 630            | clock, watch   | 641   | 1000 | 782  | 547  | 592 | 677  | 724 | 617  | 629  | 643  | 732  | 654  | 659  | 1533                               | 735                                   |

(Contd.)

NSS Report No. 461: Consumption of Some Important Commodities in India, 1999-2000



**Table 5R: Number per 1000 of households possessing specified durable goods in each MPCE class and average number possessed per 1000 households by State and UT**

| Himachal Pradesh |  |   |         |         |         |         |         |         |         |         |         |         |          |      |                                    | Rural                                  |
|------------------|--|---|---------|---------|---------|---------|---------|---------|---------|---------|---------|---------|----------|------|------------------------------------|--|
| code             | item   | per 1000 no. of possessor households in MPCE class (Rs) |         |         |         |         |         |         |         |         |         |         |          |      | average no. possessed per 1000 hhs | no. of sample hhs reporting possession |
|                  |  | 000-225   | 225-255 | 255-300 | 300-340 | 340-380 | 380-420 | 420-470 | 470-525 | 525-615 | 615-775 | 775-950 | 950-more | all  |                                    |  |
| (1)              | (2)  | (3)   | (4)     | (5)     | (6)     | (7)     | (8)     | (9)     | (10)    | (11)    | (12)    | (13)    | (14)     | (15) | (16)                               | (17)                                   |
| 550              | bedstead   | 1000  | 940     | 888     | 858     | 869     | 894     | 902     | 945     | 962     | 914     | 960     | 920      | 926  | 3887                               | 1518                                   |
| 551              | almirah, dressing table                              | 0   | 124     | 279     | 411     | 341     | 487     | 442     | 435     | 488     | 434     | 596     | 556      | 484  | 846                                | 810                                    |
| 552              | chair, stool, bench, table                           | 0   | 124     | 210     | 475     | 561     | 572     | 674     | 716     | 770     | 697     | 848     | 768      | 715  | 2857                               | 1198                                   |
| 553              | suitcase, trunk, box, handbag and other travel goods | 1000  | 184     | 830     | 925     | 966     | 894     | 939     | 908     | 918     | 883     | 965     | 949      | 921  | 3571                               | 1512                                   |
| 554              | foam, rubber cushion (dunlopillo type)               | 0   | 0       | 46      | 66      | 0       | 25      | 59      | 50      | 101     | 76      | 147     | 284      | 125  | 387                                | 219                                    |
| 555              | carpet, daree & other floor mattings                 | 0   | 60      | 70      | 25      | 22      | 46      | 101     | 161     | 248     | 212     | 248     | 252      | 195  | 433                                | 383                                    |
| 556              | paintings, drawings, engravings etc.                 | 0   | 0       | 0       | 0       | 0       | 0       | 0       | 9       | 18      | 28      | 34      | 78       | 32   | 63                                 | 58                                     |
| 560              | gramophone & record player                           | 0   | 0       | 0       | 0       | 0       | 0       | 5       | 4       | 1       | 10      | 14      | 14       | 8    | 8                                  | 21                                     |
| 561              | radio  | 0   | 124     | 263     | 439     | 465     | 360     | 370     | 423     | 416     | 469     | 519     | 564      | 466  | 469                                | 771                                    |
| 562              | television   | 0   | 124     | 146     | 110     | 234     | 282     | 338     | 520     | 544     | 534     | 704     | 647      | 526  | 532                                | 888                                    |
| 563              | VCR/VCP  | 0   | 0       | 0       | 0       | 0       | 0       | 13      | 0       | 7       | 3       | 13      | 28       | 11   | 11                                 | 18                                     |
| 565              | tape recorder, CD player                             | 0   | 0       | 52      | 52      | 154     | 107     | 143     | 137     | 187     | 231     | 357     | 401      | 248  | 250                                | 430                                    |
| 590              | electric fan   | 0   | 124     | 164     | 247     | 429     | 164     | 386     | 402     | 409     | 424     | 596     | 627      | 462  | 815                                | 730                                    |
| 591              | air conditioner, air cooler                          | 0   | 0       | 0       | 0       | 0       | 0       | 5       | 19      | 3       | 20      | 46      | 50       | 24   | 31                                 | 40                                     |
| 593              | sewing machine                                       | 0   | 124     | 377     | 325     | 488     | 443     | 504     | 508     | 584     | 538     | 621     | 532      | 533  | 576                                | 875                                    |
| 594              | washing machine                                      | 0   | 0       | 0       | 0       | 12      | 16      | 10      | 6       | 17      | 11      | 44      | 97       | 35   | 36                                 | 58                                     |
| 595              | stove  | 0   | 124     | 206     | 297     | 530     | 388     | 482     | 631     | 611     | 533     | 624     | 714      | 583  | 608                                | 920                                    |
| 596              | pressure cooker/pressure pan                         | 0   | 184     | 442     | 725     | 624     | 663     | 679     | 704     | 811     | 771     | 840     | 845      | 768  | 1066                               | 1278                                   |
| 597              | refrigerator   | 0   | 0       | 0       | 14      | 14      | 24      | 32      | 45      | 59      | 102     | 172     | 304      | 130  | 131                                | 214                                    |
| 610              | bicycle  | 0   | 0       | 30      | 75      | 67      | 55      | 66      | 86      | 110     | 78      | 123     | 82       | 85   | 90                                 | 123                                    |
| 611              | motor cycle, scooter                                 | 0   | 0       | 0       | 0       | 0       | 11      | 4       | 14      | 12      | 15      | 65      | 120      | 43   | 43                                 | 75                                     |
| 612              | motor car, jeep                                      | 0   | 0       | 0       | 0       | 0       | 0       | 0       | 0       | 0       | 1       | 8       | 31       | 8    | 8                                  | 19                                     |
| 630              | clock, watch   | 296   | 124     | 351     | 353     | 542     | 670     | 581     | 614     | 709     | 691     | 740     | 676      | 662  | 1476                               | 1120                                   |

(Contd.)

NSS Report No. 461: Consumption of Some Important Commodities in India, 1999-2000

**Table 5R: Number per 1000 of households possessing specified durable goods in each MPCE class and average number possessed per 1000 households by State and UT**

| Jammu & Kashmir |  |   |         |         |         |         |         |         |         |         |         |         |          |      |                                    | Rural                                  |
|-----------------|--|---|---------|---------|---------|---------|---------|---------|---------|---------|---------|---------|----------|------|------------------------------------|--|
| code            | item   | per 1000 no. of possessor households in MPCE class (Rs) |         |         |         |         |         |         |         |         |         |         |          |      | average no. possessed per 1000 hhs | no. of sample hhs reporting possession |
|                 |  | 000-225   | 225-255 | 255-300 | 300-340 | 340-380 | 380-420 | 420-470 | 470-525 | 525-615 | 615-775 | 775-950 | 950-more | all  |                                    |  |
| (1)             | (2)  | (3)   | (4)     | (5)     | (6)     | (7)     | (8)     | (9)     | (10)    | (11)    | (12)    | (13)    | (14)     | (15) | (16)                               | (17)                                   |
| 550             | bedstead   | 877   | 974     | 852     | 902     | 851     | 803     | 670     | 758     | 413     | 474     | 543     | 731      | 585  | 2265                               | 590                                    |
| 551             | almirah, dressing table                              | 0   | 0       | 0       | 158     | 156     | 318     | 323     | 524     | 313     | 342     | 462     | 548      | 400  | 695                                | 343                                    |
| 552             | chair, stool, bench, table                           | 877   | 654     | 409     | 649     | 664     | 778     | 637     | 750     | 521     | 432     | 495     | 686      | 563  | 2396                               | 510                                    |
| 553             | suitcase, trunk, box, handbag and other travel goods | 877   | 1000    | 741     | 909     | 857     | 839     | 701     | 775     | 612     | 567     | 591     | 725      | 654  | 3229                               | 709                                    |
| 554             | foam, rubber cushion (dunlopillo type)               | 0   | 0       | 0       | 0       | 0       | 0       | 18      | 24      | 22      | 38      | 24      | 80       | 34   | 75                                 | 83                                     |
| 555             | carpet, daree & other floor mattings                 | 0   | 0       | 0       | 125     | 285     | 310     | 323     | 474     | 206     | 370     | 457     | 369      | 360  | 800                                | 316                                    |
| 556             | paintings, drawings, engravings etc.                 | 0   | 0       | 0       | 0       | 0       | 16      | 14      | 177     | 12      | 108     | 169     | 144      | 105  | 207                                | 85                                     |
| 560             | gramophone & record player                           | 0   | 0       | 0       | 0       | 0       | 11      | 0       | 0       | 0       | 0       | 16      | 50       | 10   | 10                                 | 14                                     |
| 561             | radio  | 0   | 0       | 460     | 559     | 506     | 512     | 565     | 715     | 425     | 494     | 570     | 438      | 520  | 536                                | 532                                    |
| 562             | television   | 0   | 0       | 149     | 172     | 75      | 176     | 109     | 573     | 257     | 359     | 437     | 379      | 358  | 363                                | 397                                    |
| 563             | VCR/VCP  | 0   | 0       | 0       | 0       | 0       | 0       | 0       | 0       | 0       | 0       | 0       | 29       | 4    | 4                                  | 7                                      |
| 565             | tape recorder, CD player                             | 0   | 0       | 72      | 293     | 13      | 125     | 94      | 68      | 80      | 190     | 115     | 305      | 153  | 157                                | 212                                    |
| 590             | electric fan   | 877   | 0       | 149     | 218     | 502     | 439     | 515     | 413     | 319     | 438     | 573     | 702      | 476  | 788                                | 523                                    |
| 591             | air conditioner, air cooler                          | 0   | 0       | 0       | 0       | 0       | 11      | 50      | 19      | 12      | 24      | 64      | 136      | 44   | 48                                 | 122                                    |
| 593             | sewing machine                                       | 0   | 0       | 483     | 343     | 151     | 293     | 307     | 510     | 180     | 322     | 299     | 319      | 318  | 333                                | 335                                    |
| 594             | washing machine                                      | 0   | 0       | 0       | 0       | 0       | 0       | 0       | 0       | 0       | 0       | 0       | 16       | 2    | 2                                  | 8                                      |
| 595             | stove  | 0   | 395     | 0       | 262     | 427     | 557     | 528     | 718     | 359     | 448     | 479     | 583      | 497  | 559                                | 425                                    |
| 596             | pressure cooker/pressure pan                         | 0   | 0       | 0       | 181     | 264     | 350     | 471     | 594     | 307     | 418     | 552     | 597      | 463  | 560                                | 498                                    |
| 597             | refrigerator   | 0   | 0       | 0       | 0       | 0       | 22      | 27      | 3       | 6       | 32      | 61      | 165      | 46   | 49                                 | 124                                    |
| 610             | bicycle  | 0   | 0       | 0       | 106     | 0       | 25      | 25      | 10      | 14      | 19      | 33      | 113      | 34   | 36                                 | 98                                     |
| 611             | motor cycle, scooter                                 | 0   | 0       | 0       | 0       | 0       | 0       | 0       | 0       | 1       | 8       | 17      | 67       | 15   | 15                                 | 46                                     |
| 612             | motor car, jeep                                      | 0   | 0       | 0       | 0       | 0       | 0       | 0       | 0       | 0       | 0       | 0       | 22       | 3    | 3                                  | 5                                      |
| 630             | clock, watch   | 1000  | 26      | 595     | 411     | 279     | 526     | 508     | 660     | 538     | 435     | 551     | 711      | 543  | 1057                               | 553                                    |

(Contd.)

NSS Report No. 461: Consumption of Some Important Commodities in India, 1999-2000

**Table 5R: Number per 1000 of households possessing specified durable goods in each MPCE class and average number possessed per 1000 households by State and UT**

| Karnataka |  |   |     |     |     |     |     |     |      |      |      |      |      |      |                                    | Rural                                 |
|-----------|--|---|-----|-----|-----|-----|-----|-----|------|------|------|------|------|------|------------------------------------|---------------------------------------|
| code      | item   | per 1000 no. of possessor households in MPCE class (Rs) |     |     |     |     |     |     |      |      |      |      |      |      | average no. possessed per 1000 hhs | no. of sample hhs reportig possession |
|           |  | 000   | 225 | 255 | 300 | 340 | 380 | 420 | 470  | 525  | 615  | 775  | 950  | all  |                                    |                                       |
| (1)       | (2)  | (3)   | (4) | (5) | (6) | (7) | (8) | (9) | (10) | (11) | (12) | (13) | (14) | (15) | (16)                               | (17)                                  |
| 550       | bedstead   | 474   | 583 | 416 | 340 | 342 | 356 | 402 | 431  | 519  | 533  | 602  | 715  | 464  | 676                                | 1433                                  |
| 551       | almirah, dressing table                              | 91  | 71  | 104 | 136 | 160 | 206 | 251 | 296  | 329  | 391  | 600  | 590  | 287  | 391                                | 951                                   |
| 552       | chair, stool, bench, table                           | 447   | 213 | 463 | 540 | 582 | 572 | 610 | 633  | 675  | 763  | 818  | 812  | 628  | 1809                               | 1816                                  |
| 553       | suitcase, trunk, box, handbag and other travel goods | 793   | 784 | 833 | 867 | 822 | 868 | 849 | 850  | 852  | 874  | 884  | 817  | 849  | 2017                               | 2401                                  |
| 554       | foam, rubber cushion (dunlopillo type)               | 0   | 0   | 0   | 9   | 13  | 16  | 14  | 11   | 11   | 45   | 12   | 141  | 23   | 42                                 | 89                                    |
| 555       | carpet, daree & other floor mattings                 | 111   | 99  | 198 | 256 | 222 | 248 | 182 | 167  | 163  | 165  | 158  | 199  | 188  | 605                                | 511                                   |
| 556       | paintings, drawings, engravings etc.                 | 0   | 0   | 0   | 0   | 15  | 0   | 4   | 3    | 6    | 1    | 7    | 22   | 5    | 12                                 | 22                                    |
| 560       | gramophone & record player                           | 0   | 0   | 13  | 0   | 2   | 0   | 10  | 4    | 7    | 8    | 3    | 6    | 5    | 6                                  | 22                                    |
| 561       | radio  | 370   | 241 | 323 | 393 | 380 | 444 | 473 | 438  | 451  | 482  | 569  | 457  | 434  | 435                                | 1258                                  |
| 562       | television   | 34  | 14  | 59  | 88  | 82  | 133 | 129 | 205  | 241  | 308  | 499  | 615  | 213  | 213                                | 778                                   |
| 563       | VCR/VCP  | 0   | 0   | 0   | 0   | 0   | 2   | 0   | 0    | 3    | 7    | 15   | 48   | 6    | 6                                  | 36                                    |
| 565       | tape recorder, CD player                             | 12  | 8   | 78  | 74  | 47  | 78  | 90  | 103  | 189  | 213  | 283  | 481  | 147  | 147                                | 529                                   |
| 590       | electric fan   | 3   | 9   | 61  | 72  | 115 | 138 | 148 | 203  | 185  | 284  | 519  | 593  | 206  | 317                                | 746                                   |
| 591       | air conditioner, air cooler                          | 0   | 0   | 0   | 0   | 0   | 0   | 3   | 0    | 0    | 0    | 2    | 4    | 1    | 1                                  | 6                                     |
| 593       | sewing machine                                       | 0   | 0   | 12  | 11  | 15  | 30  | 32  | 25   | 50   | 47   | 48   | 98   | 34   | 36                                 | 137                                   |
| 594       | washing machine                                      | 0   | 0   | 0   | 0   | 0   | 0   | 1   | 0    | 0    | 1    | 14   | 49   | 5    | 5                                  | 24                                    |
| 595       | stove  | 57  | 111 | 160 | 232 | 235 | 269 | 397 | 368  | 395  | 544  | 642  | 608  | 368  | 415                                | 1131                                  |
| 596       | pressure cooker/pressure pan                         | 0   | 0   | 0   | 12  | 14  | 41  | 44  | 39   | 56   | 121  | 227  | 396  | 79   | 91                                 | 336                                   |
| 597       | refrigerator   | 0   | 0   | 0   | 0   | 0   | 0   | 1   | 2    | 6    | 19   | 54   | 125  | 16   | 16                                 | 85                                    |
| 610       | bicycle  | 132   | 36  | 150 | 169 | 175 | 135 | 198 | 200  | 251  | 265  | 259  | 271  | 202  | 211                                | 620                                   |
| 611       | motor cycle, scooter                                 | 0   | 0   | 1   | 3   | 13  | 13  | 7   | 19   | 36   | 76   | 157  | 271  | 48   | 51                                 | 234                                   |
| 612       | motor car, jeep                                      | 0   | 0   | 0   | 0   | 0   | 0   | 0   | 3    | 3    | 3    | 17   | 35   | 5    | 6                                  | 43                                    |
| 630       | clock, watch   | 294   | 269 | 398 | 383 | 402 | 492 | 522 | 608  | 626  | 650  | 692  | 689  | 535  | 1078                               | 1591                                  |

(Contd.)

NSS Report No. 461: Consumption of Some Important Commodities in India, 1999-2000

**Table 5R: Number per 1000 of households possessing specified durable goods in each MPCE class and average number possessed per 1000 households by State and UT**

| Kerala |  |   |     |     |     |     |     |     |      |      |      |      |      |      |                                    | Rural                                 |
|--------|--|---|-----|-----|-----|-----|-----|-----|------|------|------|------|------|------|------------------------------------|---------------------------------------|
| code   | item   | per 1000 no. of possessor households in MPCE class (Rs) |     |     |     |     |     |     |      |      |      |      |      |      | average no. possessed per 1000 hhs | no. of sample hhs reportig possession |
|        |  | 000   | 225 | 255 | 300 | 340 | 380 | 420 | 470  | 525  | 615  | 775  | 950  | all  |                                    |                                       |
| (1)    | (2)  | (3)   | (4) | (5) | (6) | (7) | (8) | (9) | (10) | (11) | (12) | (13) | (14) | (15) | (16)                               | (17)                                  |
| 550    | bedstead   | 535   | 666 | 596 | 740 | 845 | 732 | 770 | 832  | 876  | 873  | 934  | 941  | 873  | 2159                               | 2316                                  |
| 551    | almirah, dressing table                              | 421   | 75  | 227 | 339 | 304 | 447 | 350 | 466  | 521  | 589  | 703  | 765  | 587  | 917                                | 1617                                  |
| 552    | chair, stool, bench, table                           | 643   | 489 | 867 | 895 | 884 | 834 | 907 | 865  | 933  | 960  | 962  | 963  | 931  | 5452                               | 2432                                  |
| 553    | suitcase, trunk, box, handbag and other travel goods | 184   | 192 | 162 | 376 | 290 | 342 | 418 | 425  | 505  | 613  | 607  | 708  | 557  | 1057                               | 1488                                  |
| 554    | foam, rubber cushion (dunlopillo type)               | 0   | 0   | 0   | 29  | 26  | 7   | 16  | 32   | 63   | 87   | 142  | 254  | 118  | 251                                | 390                                   |
| 555    | carpet, daree & other floor mattings                 | 36  | 0   | 76  | 63  | 17  | 0   | 14  | 6    | 21   | 33   | 33   | 84   | 40   | 69                                 | 139                                   |
| 556    | paintings, drawings, engravings etc.                 | 0   | 0   | 16  | 0   | 0   | 0   | 0   | 14   | 4    | 5    | 4    | 27   | 10   | 18                                 | 36                                    |
| 560    | gramophone & record player                           | 100   | 0   | 43  | 0   | 0   | 32  | 18  | 4    | 10   | 21   | 19   | 18   | 17   | 17                                 | 46                                    |
| 561    | radio  | 222   | 299 | 448 | 470 | 519 | 458 | 494 | 480  | 488  | 494  | 516  | 508  | 495  | 500                                | 1291                                  |
| 562    | television   | 0   | 0   | 70  | 61  | 127 | 92  | 135 | 178  | 186  | 270  | 432  | 629  | 338  | 343                                | 1004                                  |
| 563    | VCR/VCP  | 0   | 0   | 0   | 0   | 0   | 13  | 0   | 8    | 14   | 36   | 80   | 165  | 65   | 66                                 | 262                                   |
| 565    | tape recorder, CD player                             | 0   | 0   | 76  | 113 | 149 | 162 | 146 | 256  | 270  | 306  | 385  | 524  | 333  | 337                                | 985                                   |
| 590    | electric fan   | 100   | 27  | 124 | 178 | 222 | 222 | 289 | 299  | 338  | 490  | 604  | 739  | 487  | 1249                               | 1397                                  |
| 591    | air conditioner, air cooler                          | 0   | 0   | 0   | 0   | 0   | 0   | 0   | 0    | 0    | 0    | 3    | 9    | 3    | 3                                  | 17                                    |
| 593    | sewing machine                                       | 0   | 0   | 21  | 97  | 69  | 14  | 50  | 65   | 56   | 91   | 159  | 202  | 115  | 117                                | 338                                   |
| 594    | washing machine                                      | 0   | 0   | 0   | 0   | 0   | 0   | 3   | 2    | 13   | 10   | 28   | 104  | 35   | 35                                 | 163                                   |
| 595    | stove  | 0   | 0   | 166 | 135 | 80  | 107 | 248 | 164  | 265  | 367  | 422  | 653  | 380  | 413                                | 1062                                  |
| 596    | pressure cooker/pressure pan                         | 0   | 0   | 0   | 0   | 10  | 31  | 35  | 49   | 71   | 133  | 214  | 462  | 195  | 241                                | 622                                   |
| 597    | refrigerator   | 0   | 0   | 0   | 0   | 17  | 22  | 23  | 34   | 30   | 63   | 146  | 360  | 138  | 138                                | 506                                   |
| 610    | bicycle  | 0   | 0   | 50  | 47  | 97  | 156 | 107 | 206  | 172  | 205  | 242  | 238  | 195  | 210                                | 499                                   |
| 611    | motor cycle, scooter                                 | 0   | 0   | 0   | 0   | 0   | 0   | 11  | 12   | 19   | 38   | 50   | 178  | 65   | 68                                 | 235                                   |
| 612    | motor car, jeep                                      | 0   | 0   | 0   | 0   | 0   | 0   | 3   | 5    | 5    | 7    | 11   | 62   | 20   | 21                                 | 124                                   |
| 630    | clock, watch   | 611   | 576 | 448 | 568 | 584 | 675 | 758 | 766  | 756  | 830  | 879  | 876  | 803  | 2265                               | 2096                                  |

(Contd.)

NSS Report No. 461: Consumption of Some Important Commodities in India, 1999-2000

**Table 5R: Number per 1000 of households possessing specified durable goods in each MPCE class and average number possessed per 1000 households by State and UT**

| Madhya Pradesh |  |   |     |     |     |     |     |     |      |      |      |      |      |      |                                    | Rural                                  |
|----------------|--|---|-----|-----|-----|-----|-----|-----|------|------|------|------|------|------|------------------------------------|--|
| code           | item   | per 1000 no. of possessor households in MPCE class (Rs) |     |     |     |     |     |     |      |      |      |      |      |      | average no. possessed per 1000 hhs | no. of sample hhs reporting possession |
|                |  | 000   | 225 | 255 | 300 | 340 | 380 | 420 | 470  | 525  | 615  | 775  | 950  | all  |                                    |  |
| (1)            | (2)  | (3)   | (4) | (5) | (6) | (7) | (8) | (9) | (10) | (11) | (12) | (13) | (14) | (15) | (16)                               | (17)                                   |
| 550            | bedstead   | 811   | 810 | 829 | 833 | 873 | 865 | 876 | 863  | 868  | 879  | 913  | 874  | 852  | 2657                               | 4435                                   |
| 551            | almirah, dressing table                              | 76  | 64  | 112 | 119 | 156 | 148 | 226 | 188  | 255  | 294  | 436  | 458  | 176  | 237                                | 1119                                   |
| 552            | chair, stool, bench, table                           | 218   | 254 | 298 | 327 | 415 | 396 | 508 | 476  | 468  | 535  | 566  | 520  | 392  | 1020                               | 2171                                   |
| 553            | suitcase, trunk, box, handbag and other travel goods | 457   | 553 | 619 | 622 | 700 | 712 | 680 | 696  | 724  | 760  | 776  | 741  | 657  | 1534                               | 3500                                   |
| 554            | foam, rubber cushion (dunlopillo type)               | 4   | 9   | 5   | 6   | 3   | 5   | 4   | 12   | 28   | 21   | 41   | 80   | 12   | 20                                 | 94                                     |
| 555            | carpet, daree & other floor mattings                 | 104   | 123 | 136 | 166 | 204 | 193 | 245 | 245  | 206  | 234  | 291  | 349  | 191  | 657                                | 1028                                   |
| 556            | paintings, drawings, engravings etc.                 | 4   | 2   | 1   | 4   | 6   | 15  | 4   | 12   | 7    | 4    | 32   | 62   | 8    | 19                                 | 62                                     |
| 560            | gramophone & record player                           | 2   | 0   | 1   | 7   | 2   | 11  | 6   | 15   | 11   | 23   | 6    | 39   | 8    | 11                                 | 60                                     |
| 561            | radio  | 107   | 114 | 168 | 176 | 238 | 203 | 301 | 287  | 287  | 261  | 345  | 340  | 219  | 222                                | 1249                                   |
| 562            | television   | 28  | 42  | 62  | 64  | 141 | 152 | 223 | 242  | 270  | 371  | 436  | 461  | 166  | 168                                | 1111                                   |
| 563            | VCR/VCP  | 0   | 0   | 1   | 0   | 1   | 0   | 0   | 0    | 0    | 0    | 9    | 6    | 1    | 1                                  | 9                                      |
| 565            | tape recorder, CD player                             | 7   | 12  | 16  | 23  | 36  | 25  | 131 | 57   | 72   | 111  | 221  | 195  | 55   | 57                                 | 378                                    |
| 590            | electric fan   | 41  | 81  | 124 | 152 | 252 | 280 | 333 | 368  | 378  | 483  | 579  | 603  | 258  | 388                                | 1560                                   |
| 591            | air conditioner, air cooler                          | 1   | 0   | 3   | 0   | 8   | 11  | 10  | 17   | 23   | 32   | 65   | 110  | 14   | 18                                 | 136                                    |
| 593            | sewing machine                                       | 2   | 10  | 17  | 7   | 28  | 24  | 103 | 62   | 51   | 83   | 150  | 145  | 43   | 45                                 | 281                                    |
| 594            | washing machine                                      | 0   | 0   | 2   | 0   | 0   | 0   | 0   | 0    | 3    | 0    | 10   | 13   | 1    | 1                                  | 20                                     |
| 595            | stove  | 18  | 40  | 74  | 96  | 156 | 190 | 245 | 248  | 240  | 303  | 460  | 468  | 172  | 180                                | 1021                                   |
| 596            | pressure cooker/pressure pan                         | 10  | 12  | 31  | 28  | 58  | 75  | 86  | 101  | 118  | 194  | 315  | 314  | 81   | 98                                 | 546                                    |
| 597            | refrigerator   | 2   | 0   | 0   | 0   | 3   | 3   | 0   | 6    | 11   | 15   | 22   | 91   | 7    | 8                                  | 82                                     |
| 610            | bicycle  | 249   | 358 | 377 | 452 | 525 | 500 | 528 | 552  | 506  | 542  | 558  | 479  | 459  | 509                                | 2479                                   |
| 611            | motor cycle, scooter                                 | 4   | 0   | 1   | 7   | 29  | 12  | 22  | 41   | 55   | 104  | 194  | 272  | 37   | 40                                 | 349                                    |
| 612            | motor car, jeep                                      | 0   | 0   | 0   | 0   | 0   | 3   | 1   | 0    | 5    | 1    | 16   | 19   | 2    | 2                                  | 33                                     |
| 630            | clock, watch   | 99  | 126 | 162 | 221 | 267 | 252 | 412 | 326  | 357  | 434  | 494  | 462  | 270  | 473                                | 1551                                   |

(Contd.)

NSS Report No. 461: Consumption of Some Important Commodities in India, 1999-2000

**Table 5R: Number per 1000 of households possessing specified durable goods in each MPCE class and average number possessed per 1000 households by State and UT**

| Maharashtra |  |   |     |     |     |     |     |     |      |      |      |      |      |      |                                    | Rural                                  |
|-------------|--|---|-----|-----|-----|-----|-----|-----|------|------|------|------|------|------|------------------------------------|--|
| code        | item   | per 1000 no. of possessor households in MPCE class (Rs) |     |     |     |     |     |     |      |      |      |      |      |      | average no. possessed per 1000 hhs | no. of sample hhs reporting possession |
|             |  | 000   | 225 | 255 | 300 | 340 | 380 | 420 | 470  | 525  | 615  | 775  | 950  | all  |                                    |  |
| (1)         | (2)  | (3)   | (4) | (5) | (6) | (7) | (8) | (9) | (10) | (11) | (12) | (13) | (14) | (15) | (16)                               | (17)                                   |
| 550         | bedstead   | 545   | 818 | 729 | 806 | 708 | 738 | 698 | 675  | 698  | 761  | 784  | 792  | 731  | 1367                               | 3159                                   |
| 551         | almirah, dressing table                              | 75  | 124 | 167 | 227 | 153 | 232 | 280 | 258  | 386  | 442  | 533  | 580  | 307  | 375                                | 1421                                   |
| 552         | chair, stool, bench, table                           | 243   | 443 | 312 | 428 | 388 | 403 | 430 | 421  | 470  | 533  | 607  | 717  | 457  | 1046                               | 2067                                   |
| 553         | suitcase, trunk, box, handbag and other travel goods | 463   | 623 | 689 | 722 | 721 | 724 | 739 | 730  | 730  | 775  | 809  | 808  | 728  | 1477                               | 3067                                   |
| 554         | foam, rubber cushion (dunlopillo type)               | 0   | 0   | 0   | 6   | 3   | 4   | 11  | 11   | 16   | 24   | 43   | 45   | 15   | 25                                 | 95                                     |
| 555         | carpet, daree & other floor mattings                 | 106   | 151 | 146 | 150 | 201 | 232 | 169 | 183  | 153  | 158  | 108  | 134  | 162  | 308                                | 644                                    |
| 556         | paintings, drawings, engravings etc.                 | 0   | 18  | 2   | 12  | 17  | 13  | 23  | 7    | 16   | 15   | 32   | 35   | 16   | 37                                 | 101                                    |
| 560         | gramophone & record player                           | 1   | 6   | 11  | 2   | 10  | 3   | 3   | 3    | 13   | 10   | 9    | 11   | 7    | 8                                  | 38                                     |
| 561         | radio  | 47  | 63  | 106 | 168 | 157 | 188 | 168 | 218  | 251  | 271  | 248  | 371  | 202  | 203                                | 893                                    |
| 562         | television   | 8   | 78  | 99  | 123 | 102 | 181 | 218 | 222  | 327  | 376  | 479  | 561  | 250  | 251                                | 1226                                   |
| 563         | VCR/VCP  | 0   | 0   | 5   | 0   | 0   | 3   | 4   | 1    | 3    | 2    | 0    | 23   | 3    | 4                                  | 20                                     |
| 565         | tape recorder, CD player                             | 31  | 27  | 36  | 64  | 41  | 59  | 77  | 103  | 115  | 191  | 197  | 343  | 113  | 118                                | 527                                    |
| 590         | electric fan   | 48  | 101 | 145 | 193 | 165 | 271 | 268 | 313  | 341  | 447  | 537  | 681  | 312  | 423                                | 1452                                   |
| 591         | air conditioner, air cooler                          | 0   | 11  | 0   | 0   | 9   | 0   | 2   | 14   | 6    | 13   | 75   | 66   | 15   | 17                                 | 97                                     |
| 593         | sewing machine                                       | 29  | 16  | 15  | 27  | 31  | 39  | 25  | 37   | 91   | 94   | 102  | 167  | 59   | 64                                 | 276                                    |
| 594         | washing machine                                      | 0   | 10  | 4   | 3   | 0   | 0   | 1   | 1    | 0    | 3    | 8    | 27   | 4    | 4                                  | 30                                     |
| 595         | stove  | 100   | 167 | 258 | 292 | 338 | 437 | 429 | 440  | 535  | 660  | 705  | 638  | 450  | 494                                | 1893                                   |
| 596         | pressure cooker/pressure pan                         | 5   | 2   | 23  | 33  | 72  | 105 | 126 | 143  | 205  | 294  | 410  | 517  | 174  | 240                                | 788                                    |
| 597         | refrigerator   | 0   | 12  | 0   | 0   | 3   | 0   | 6   | 22   | 14   | 28   | 69   | 132  | 23   | 24                                 | 158                                    |
| 610         | bicycle  | 107   | 148 | 216 | 296 | 240 | 262 | 234 | 294  | 311  | 353  | 337  | 346  | 277  | 302                                | 1225                                   |
| 611         | motor cycle, scooter                                 | 0   | 0   | 5   | 11  | 5   | 23  | 19  | 25   | 40   | 111  | 150  | 245  | 55   | 58                                 | 367                                    |
| 612         | motor car, jeep                                      | 0   | 0   | 3   | 0   | 0   | 0   | 1   | 0    | 0    | 10   | 1    | 32   | 4    | 4                                  | 41                                     |
| 630         | clock, watch   | 121   | 203 | 232 | 335 | 388 | 411 | 405 | 411  | 500  | 594  | 610  | 698  | 435  | 781                                | 1869                                   |

(Contd.)

NSS Report No. 461: Consumption of Some Important Commodities in India, 1999-2000

**Table 5R: Number per 1000 of households possessing specified durable goods in each MPCE class and average number possessed per 1000 households by State and UT**

| Manipur |  |   |           |           |           |           |           |           |           |           |           |           |            |      |                                    | Rural                                  |
|---------|--|---|-----------|-----------|-----------|-----------|-----------|-----------|-----------|-----------|-----------|-----------|------------|------|------------------------------------|--|
| code    | item   | per 1000 no. of possessor households in MPCE class (Rs) |           |           |           |           |           |           |           |           |           |           |            |      | average no. possessed per 1000 hhs | no. of sample hhs reporting possession |
|         |  | 000 - 225   | 225 - 255 | 255 - 300 | 300 - 340 | 340 - 380 | 380 - 420 | 420 - 470 | 470 - 525 | 525 - 615 | 615 - 775 | 775 - 950 | 950 - more | all  |                                    |  |
| (1)     | (2)  | (3)   | (4)       | (5)       | (6)       | (7)       | (8)       | (9)       | (10)      | (11)      | (12)      | (13)      | (14)       | (15) | (16)                               | (17)                                   |
| 550     | bedstead   | 0   | 0         | 60        | 472       | 551       | 540       | 406       | 394       | 535       | 552       | 528       | 442        | 485  | 2366                               | 324                                    |
| 551     | almirah, dressing table                              | 0   | 0         | 60        | 289       | 440       | 437       | 356       | 389       | 457       | 535       | 677       | 716        | 454  | 933                                | 327                                    |
| 552     | chair, stool, bench, table                           | 0   | 0         | 81        | 343       | 471       | 458       | 341       | 378       | 440       | 511       | 677       | 817        | 457  | 1685                               | 329                                    |
| 553     | suitcase, trunk, box, handbag and other travel goods | 0   | 0         | 0         | 233       | 405       | 268       | 180       | 194       | 363       | 429       | 644       | 759        | 347  | 577                                | 239                                    |
| 554     | foam, rubber cushion (dunlopillo type)               | 0   | 0         | 0         | 0         | 0         | 0         | 0         | 0         | 42        | 96        | 97        | 204        | 42   | 130                                | 29                                     |
| 555     | carpet, daree & other floor mattings                 | 0   | 0         | 0         | 40        | 38        | 21        | 95        | 165       | 213       | 213       | 224       | 169        | 135  | 263                                | 94                                     |
| 556     | paintings, drawings, engravings etc.                 | 0   | 0         | 0         | 0         | 0         | 0         | 0         | 23        | 0         | 4         | 0         | 27         | 5    | 5                                  | 3                                      |
| 560     | gramophone & record player                           | 0   | 0         | 0         | 0         | 0         | 0         | 0         | 0         | 0         | 0         | 0         | 0          | 0    | 0                                  | 0                                      |
| 561     | radio  | 0   | 0         | 0         | 272       | 236       | 336       | 301       | 251       | 401       | 369       | 570       | 511        | 338  | 338                                | 226                                    |
| 562     | television   | 0   | 0         | 0         | 0         | 16        | 3         | 6         | 74        | 126       | 208       | 405       | 278        | 109  | 110                                | 84                                     |
| 563     | VCR/VCP  | 0   | 0         | 0         | 0         | 0         | 0         | 0         | 0         | 0         | 0         | 1         | 19         | 1    | 1                                  | 2                                      |
| 565     | tape recorder, CD player                             | 0   | 0         | 0         | 0         | 0         | 11        | 0         | 42        | 86        | 113       | 189       | 282        | 67   | 70                                 | 45                                     |
| 590     | electric fan   | 0   | 0         | 0         | 0         | 0         | 0         | 3         | 51        | 140       | 169       | 219       | 202        | 85   | 131                                | 67                                     |
| 591     | air conditioner, air cooler                          | 0   | 0         | 0         | 0         | 0         | 0         | 0         | 0         | 0         | 0         | 0         | 0          | 0    | 0                                  | 0                                      |
| 593     | sewing machine                                       | 0   | 0         | 0         | 0         | 0         | 0         | 0         | 7         | 4         | 28        | 81        | 187        | 21   | 21                                 | 23                                     |
| 594     | washing machine                                      | 0   | 0         | 0         | 0         | 0         | 0         | 0         | 0         | 0         | 0         | 1         | 52         | 3    | 3                                  | 3                                      |
| 595     | stove  | 0   | 0         | 0         | 137       | 39        | 33        | 41        | 126       | 250       | 304       | 392       | 383        | 173  | 187                                | 112                                    |
| 596     | pressure cooker/pressure pan                         | 0   | 0         | 0         | 54        | 20        | 40        | 26        | 135       | 256       | 334       | 422       | 587        | 188  | 249                                | 135                                    |
| 597     | refrigerator   | 0   | 0         | 0         | 0         | 0         | 0         | 0         | 0         | 15        | 4         | 2         | 129        | 10   | 10                                 | 11                                     |
| 610     | bicycle  | 0   | 0         | 0         | 0         | 84        | 145       | 228       | 250       | 435       | 447       | 538       | 277        | 285  | 361                                | 194                                    |
| 611     | motor cycle, scooter                                 | 0   | 0         | 0         | 0         | 0         | 0         | 18        | 0         | 68        | 63        | 203       | 252        | 50   | 53                                 | 46                                     |
| 612     | motor car, jeep                                      | 0   | 0         | 0         | 0         | 0         | 0         | 0         | 0         | 0         | 6         | 1         | 54         | 4    | 4                                  | 7                                      |
| 630     | clock, watch   | 0   | 0         | 0         | 0         | 79        | 172       | 140       | 205       | 266       | 389       | 382       | 623        | 243  | 416                                | 164                                    |

(Contd.)

NSS Report No. 461: Consumption of Some Important Commodities in India, 1999-2000

**Table 5R: Number per 1000 of households possessing specified durable goods in each MPCE class and average number possessed per 1000 households by State and UT**

| Meghalaya |  |   |     |     |     |     |     |     |      |      |      |      |      |      |                                    | Rural                                 |
|-----------|--|---|-----|-----|-----|-----|-----|-----|------|------|------|------|------|------|------------------------------------|---------------------------------------|
| code      | item   | per 1000 no. of possessor households in MPCE class (Rs) |     |     |     |     |     |     |      |      |      |      |      |      | average no. possessed per 1000 hhs | no. of sample hhs reportig possession |
|           |  | 000   | 225 | 255 | 300 | 340 | 380 | 420 | 470  | 525  | 615  | 775  | 950  | all  |                                    |                                       |
| (1)       | (2)  | (3)   | (4) | (5) | (6) | (7) | (8) | (9) | (10) | (11) | (12) | (13) | (14) | (15) | (16)                               | (17)                                  |
| 550       | bedstead   | 1000  | 0   | 922 | 519 | 448 | 469 | 403 | 421  | 419  | 315  | 320  | 283  | 389  | 1124                               | 408                                   |
| 551       | almirah, dressing table                              | 0   | 0   | 0   | 84  | 64  | 21  | 81  | 105  | 98   | 103  | 46   | 121  | 89   | 121                                | 97                                    |
| 552       | chair, stool, bench, table                           | 1000  | 0   | 922 | 472 | 442 | 462 | 403 | 413  | 422  | 315  | 320  | 238  | 384  | 2156                               | 388                                   |
| 553       | suitcase, trunk, box, handbag and other travel goods | 1000  | 0   | 922 | 301 | 394 | 412 | 393 | 379  | 418  | 356  | 352  | 190  | 376  | 670                                | 384                                   |
| 554       | foam, rubber cushion (dunlopillo type)               | 0   | 0   | 0   | 0   | 0   | 0   | 0   | 0    | 0    | 14   | 14   | 10   | 5    | 21                                 | 11                                    |
| 555       | carpet, daree & other floor mattings                 | 0   | 0   | 0   | 0   | 42  | 26  | 0   | 33   | 22   | 34   | 28   | 79   | 28   | 55                                 | 28                                    |
| 556       | paintings, drawings, engravings etc.                 | 0   | 0   | 0   | 0   | 0   | 0   | 3   | 2    | 11   | 15   | 14   | 82   | 13   | 28                                 | 23                                    |
| 560       | gramophone & record player                           | 0   | 0   | 0   | 0   | 0   | 0   | 0   | 0    | 0    | 7    | 0    | 1    | 2    | 2                                  | 2                                     |
| 561       | radio  | 0   | 0   | 0   | 79  | 124 | 163 | 162 | 208  | 187  | 202  | 243  | 122  | 183  | 183                                | 197                                   |
| 562       | television   | 0   | 0   | 0   | 0   | 0   | 0   | 0   | 18   | 18   | 22   | 24   | 28   | 15   | 15                                 | 27                                    |
| 563       | VCR/VCP  | 0   | 0   | 0   | 0   | 0   | 0   | 0   | 0    | 0    | 0    | 0    | 8    | 1    | 1                                  | 4                                     |
| 565       | tape recorder, CD player                             | 0   | 0   | 0   | 0   | 0   | 0   | 0   | 6    | 17   | 48   | 39   | 37   | 20   | 30                                 | 34                                    |
| 590       | electric fan   | 0   | 0   | 0   | 0   | 0   | 0   | 0   | 33   | 31   | 35   | 20   | 14   | 22   | 34                                 | 25                                    |
| 591       | air conditioner, air cooler                          | 0   | 0   | 0   | 0   | 0   | 0   | 0   | 0    | 0    | 0    | 0    | 0    | 0    | 0                                  | 0                                     |
| 593       | sewing machine                                       | 0   | 0   | 0   | 0   | 0   | 0   | 10  | 0    | 12   | 1    | 4    | 8    | 5    | 5                                  | 10                                    |
| 594       | washing machine                                      | 0   | 0   | 0   | 0   | 0   | 0   | 0   | 0    | 0    | 0    | 0    | 0    | 0    | 0                                  | 0                                     |
| 595       | stove  | 0   | 0   | 0   | 0   | 0   | 21  | 12  | 0    | 0    | 6    | 0    | 45   | 7    | 8                                  | 13                                    |
| 596       | pressure cooker/pressure pan                         | 0   | 0   | 0   | 0   | 0   | 21  | 0   | 12   | 15   | 17   | 26   | 45   | 15   | 18                                 | 22                                    |
| 597       | refrigerator   | 0   | 0   | 0   | 0   | 0   | 0   | 0   | 0    | 0    | 1    | 0    | 3    | 0    | 0                                  | 3                                     |
| 610       | bicycle  | 0   | 0   | 246 | 91  | 152 | 130 | 91  | 144  | 140  | 140  | 203  | 61   | 133  | 146                                | 139                                   |
| 611       | motor cycle, scooter                                 | 0   | 0   | 0   | 0   | 0   | 0   | 0   | 0    | 0    | 0    | 4    | 10   | 1    | 1                                  | 5                                     |
| 612       | motor car, jeep                                      | 0   | 0   | 0   | 0   | 0   | 0   | 0   | 4    | 0    | 0    | 6    | 3    | 1    | 1                                  | 3                                     |
| 630       | clock, watch   | 0   | 0   | 0   | 132 | 127 | 163 | 249 | 253  | 262  | 213  | 197  | 114  | 219  | 414                                | 237                                   |

(Contd.)

NSS Report No. 461: Consumption of Some Important Commodities in India, 1999-2000



**Table 5R: Number per 1000 of households possessing specified durable goods in each MPCE class and average number possessed per 1000 households by State and UT**

| Mizoram |  |   |         |         |         |         |         |         |         |         |         |         |          |      |                                    | Rural                                  |
|---------|--|---|---------|---------|---------|---------|---------|---------|---------|---------|---------|---------|----------|------|------------------------------------|--|
| code    | item   | per 1000 no. of possessor households in MPCE class (Rs) |         |         |         |         |         |         |         |         |         |         |          |      | average no. possessed per 1000 hhs | no. of sample hhs reporting possession |
|         |  | 000-225   | 225-255 | 255-300 | 300-340 | 340-380 | 380-420 | 420-470 | 470-525 | 525-615 | 615-775 | 775-950 | 950-more | all  |                                    |  |
| (1)     | (2)  | (3)   | (4)     | (5)     | (6)     | (7)     | (8)     | (9)     | (10)    | (11)    | (12)    | (13)    | (14)     | (15) | (16)                               | (17)                                   |
| 550     | bedstead   | 0   | 0       | 0       | 0       | 259     | 129     | 181     | 217     | 95      | 103     | 67      | 96       | 110  | 272                                | 57                                     |
| 551     | almirah, dressing table                              | 0   | 0       | 0       | 0       | 0       | 0       | 16      | 0       | 53      | 65      | 106     | 146      | 76   | 114                                | 40                                     |
| 552     | chair, stool, bench, table                           | 0   | 0       | 0       | 0       | 259     | 207     | 399     | 133     | 76      | 89      | 81      | 191      | 129  | 769                                | 67                                     |
| 553     | suitcase, trunk, box, handbag and other travel goods | 0   | 0       | 0       | 0       | 259     | 129     | 301     | 66      | 74      | 73      | 161     | 144      | 119  | 294                                | 64                                     |
| 554     | foam, rubber cushion (dunlopillo type)               | 0   | 0       | 0       | 0       | 0       | 0       | 0       | 0       | 14      | 28      | 62      | 22       | 68   | 10                                 |  |
| 555     | carpet, daree & other floor mattings                 | 0   | 0       | 0       | 0       | 0       | 0       | 0       | 0       | 0       | 3       | 7       | 2        | 2    | 3                                  |  |
| 556     | paintings, drawings, engravings etc.                 | 0   | 0       | 0       | 0       | 0       | 0       | 0       | 0       | 0       | 3       | 1       | 1        | 1    | 2                                  |  |
| 560     | gramophone & record player                           | 0   | 0       | 0       | 0       | 0       | 0       | 0       | 0       | 0       | 0       | 14      | 3        | 3    | 1                                  |  |
| 561     | radio  | 0   | 0       | 0       | 0       | 0       | 50      | 119     | 45      | 15      | 66      | 26      | 49       | 44   | 44                                 | 18                                     |
| 562     | television   | 0   | 0       | 0       | 0       | 0       | 0       | 0       | 0       | 0       | 4       | 3       | 15       | 5    | 5                                  | 6                                      |
| 563     | VCR/VCP  | 0   | 0       | 0       | 0       | 0       | 0       | 0       | 0       | 0       | 4       | 3       | 2        | 2    | 2                                  | 4                                      |
| 565     | tape recorder, CD player                             | 0   | 0       | 0       | 0       | 0       | 0       | 0       | 0       | 0       | 24      | 15      | 54       | 20   | 20                                 | 11                                     |
| 590     | electric fan   | 0   | 0       | 0       | 0       | 0       | 0       | 0       | 0       | 0       | 0       | 0       | 13       | 3    | 8                                  | 2                                      |
| 591     | air conditioner, air cooler                          | 0   | 0       | 0       | 0       | 0       | 0       | 0       | 0       | 0       | 2       | 0       | 0        | 1    | 1                                  | 1                                      |
| 593     | sewing machine                                       | 0   | 0       | 0       | 0       | 0       | 0       | 0       | 0       | 4       | 2       | 41      | 74       | 25   | 25                                 | 12                                     |
| 594     | washing machine                                      | 0   | 0       | 0       | 0       | 0       | 0       | 0       | 0       | 0       | 0       | 0       | 0        | 0    | 0                                  | 0                                      |
| 595     | stove  | 0   | 0       | 0       | 0       | 0       | 0       | 0       | 0       | 18      | 45      | 82      | 31       | 42   | 11                                 |  |
| 596     | pressure cooker/pressure pan                         | 0   | 0       | 0       | 0       | 0       | 13      | 135     | 135     | 122     | 87      | 81      | 207      | 117  | 249                                | 61                                     |
| 597     | refrigerator   | 0   | 0       | 0       | 0       | 0       | 0       | 16      | 63      | 0       | 0       | 0       | 3        | 8    | 8                                  | 5                                      |
| 610     | bicycle  | 0   | 0       | 0       | 0       | 0       | 0       | 0       | 0       | 0       | 0       | 0       | 14       | 3    | 3                                  | 1                                      |
| 611     | motor cycle, scooter                                 | 0   | 0       | 0       | 0       | 0       | 0       | 0       | 0       | 0       | 0       | 0       | 0        | 0    | 0                                  | 0                                      |
| 612     | motor car, jeep                                      | 0   | 0       | 0       | 0       | 0       | 0       | 0       | 0       | 0       | 0       | 3       | 15       | 4    | 4                                  | 4                                      |
| 630     | clock, watch   | 0   | 0       | 0       | 0       | 112     | 13      | 462     | 278     | 133     | 158     | 181     | 202      | 184  | 347                                | 87                                     |

(Contd.)

NSS Report No. 461: Consumption of Some Important Commodities in India, 1999-2000

**Table 5R: Number per 1000 of households possessing specified durable goods in each MPCE class and average number possessed per 1000 households by State and UT**

| Nagaland |  |   |             |             |             |             |             |             |             |             |             |             |              |      |                                    | Rural                                   |
|----------|--|---|-------------|-------------|-------------|-------------|-------------|-------------|-------------|-------------|-------------|-------------|--------------|------|------------------------------------|---|
| code     | item   | per 1000 no. of possessor households in MPCE class (Rs) |             |             |             |             |             |             |             |             |             |             |              |      | average no. possessed per 1000 hhs | no. of sample hhs reportig possess i-on |
|          |  | 000<br>-225   | 225<br>-255 | 255<br>-300 | 300<br>-340 | 340<br>-380 | 380<br>-420 | 420<br>-470 | 470<br>-525 | 525<br>-615 | 615<br>-775 | 775<br>-950 | 950<br>-more | all  |                                    |   |
| (1)      | (2)  | (3)   | (4)         | (5)         | (6)         | (7)         | (8)         | (9)         | (10)        | (11)        | (12)        | (13)        | (14)         | (15) | (16)                               | (17)                                    |
| 550      | bedstead   | 0   | 0           | 0           | 1000        | 1000        | 1000        | 1000        | 1000        | 1000        | 991         | 980         | 940          | 964  | 3161                               | 467                                     |
| 551      | almirah, dressing table                              | 0   | 0           | 0           | 0           | 1000        | 0           | 328         | 700         | 615         | 809         | 801         | 782          | 775  | 1363                               | 382                                     |
| 552      | chair, stool, bench, table                           | 0   | 0           | 0           | 1000        | 1000        | 1000        | 1000        | 1000        | 1000        | 982         | 973         | 924          | 953  | 6513                               | 462                                     |
| 553      | suitcase, trunk, box, handbag and other travel goods | 0   | 0           | 0           | 1000        | 1000        | 1000        | 1000        | 901         | 1000        | 969         | 949         | 908          | 935  | 3806                               | 452                                     |
| 554      | foam, rubber cushion (dunlopillo type)               | 0   | 0           | 0           | 0           | 0           | 0           | 0           | 140         | 64          | 162         | 99          | 127          | 125  | 914                                | 82                                      |
| 555      | carpet, daree & other floor mattings                 | 0   | 0           | 0           | 0           | 0           | 0           | 0           | 0           | 0           | 43          | 0           | 45           | 31   | 50                                 | 21                                      |
| 556      | paintings, drawings, engravings etc.                 | 0   | 0           | 0           | 0           | 0           | 0           | 0           | 0           | 0           | 54          | 20          | 45           | 38   | 98                                 | 27                                      |
| 560      | gramophone & record player                           | 0   | 0           | 0           | 0           | 0           | 0           | 0           | 0           | 0           | 10          | 46          | 13           | 19   | 19                                 | 12                                      |
| 561      | radio  | 0   | 0           | 0           | 0           | 1000        | 312         | 328         | 251         | 439         | 532         | 534         | 594          | 549  | 551                                | 276                                     |
| 562      | television   | 0   | 0           | 0           | 0           | 0           | 0           | 0           | 0           | 0           | 144         | 198         | 296          | 217  | 229                                | 139                                     |
| 563      | VCR/VCP  | 0   | 0           | 0           | 0           | 0           | 0           | 0           | 0           | 0           | 10          | 0           | 17           | 11   | 12                                 | 14                                      |
| 565      | tape recorder, CD player                             | 0   | 0           | 0           | 0           | 0           | 0           | 0           | 140         | 135         | 252         | 183         | 339          | 269  | 269                                | 151                                     |
| 590      | electric fan   | 0   | 0           | 0           | 0           | 1000        | 312         | 0           | 0           | 48          | 62          | 35          | 97           | 73   | 136                                | 44                                      |
| 591      | air conditioner, air cooler                          | 0   | 0           | 0           | 0           | 0           | 0           | 0           | 0           | 0           | 13          | 0           | 1            | 3    | 3                                  | 2                                       |
| 593      | sewing machine                                       | 0   | 0           | 0           | 0           | 0           | 0           | 0           | 0           | 116         | 180         | 230         | 245          | 213  | 213                                | 129                                     |
| 594      | washing machine                                      | 0   | 0           | 0           | 0           | 0           | 0           | 0           | 0           | 0           | 0           | 16          | 4            | 5    | 5                                  | 4                                       |
| 595      | stove  | 0   | 0           | 0           | 0           | 1000        | 312         | 0           | 0           | 0           | 175         | 282         | 309          | 251  | 286                                | 131                                     |
| 596      | pressure cooker/pressure pan                         | 0   | 0           | 0           | 0           | 1000        | 0           | 0           | 0           | 254         | 465         | 529         | 559          | 499  | 760                                | 250                                     |
| 597      | refrigerator   | 0   | 0           | 0           | 0           | 0           | 0           | 328         | 0           | 0           | 31          | 2           | 11           | 14   | 18                                 | 13                                      |
| 610      | bicycle  | 0   | 0           | 0           | 0           | 0           | 0           | 0           | 0           | 0           | 75          | 28          | 30           | 37   | 41                                 | 19                                      |
| 611      | motor cycle, scooter                                 | 0   | 0           | 0           | 0           | 0           | 0           | 0           | 0           | 0           | 10          | 3           | 11           | 8    | 9                                  | 11                                      |
| 612      | motor car, jeep                                      | 0   | 0           | 0           | 0           | 0           | 0           | 0           | 0           | 0           | 0           | 1           | 38           | 19   | 20                                 | 28                                      |
| 630      | clock, watch   | 0   | 0           | 0           | 0           | 1000        | 312         | 328         | 535         | 491         | 755         | 751         | 773          | 740  | 1589                               | 355                                     |

(Contd.)

NSS Report No. 461: Consumption of Some Important Commodities in India, 1999-2000

**Table 5R: Number per 1000 of households possessing specified durable goods in each MPCE class and average number possessed per 1000 households by State and UT**

| Orissa |  |   |     |     |     |     |     |     |      |      |      |      |      |      |                                    | Rural                                  |
|--------|--|---|-----|-----|-----|-----|-----|-----|------|------|------|------|------|------|------------------------------------|--|
| code   | item   | per 1000 no. of possessor households in MPCE class (Rs) |     |     |     |     |     |     |      |      |      |      |      |      | average no. possessed per 1000 hhs | no. of sample hhs reporting possession |
|        |  | 000   | 225 | 255 | 300 | 340 | 380 | 420 | 470  | 525  | 615  | 775  | 950  | all  |                                    |  |
| (1)    | (2)  | (3)   | (4) | (5) | (6) | (7) | (8) | (9) | (10) | (11) | (12) | (13) | (14) | (15) | (16)                               | (17)                                   |
| 550    | bedstead   | 608   | 628 | 672 | 661 | 699 | 723 | 719 | 721  | 803  | 778  | 783  | 753  | 689  | 1495                               | 2396                                   |
| 551    | almirah, dressing table                              | 32  | 57  | 85  | 104 | 159 | 239 | 258 | 304  | 349  | 423  | 450  | 519  | 180  | 232                                | 823                                    |
| 552    | chair, stool, bench, table                           | 126   | 211 | 293 | 292 | 407 | 449 | 520 | 426  | 611  | 674  | 685  | 852  | 377  | 852                                | 1511                                   |
| 553    | suitcase, trunk, box, handbag and other travel goods | 422   | 575 | 676 | 690 | 721 | 747 | 831 | 747  | 874  | 908  | 756  | 922  | 693  | 1750                               | 2573                                   |
| 554    | foam, rubber cushion (dunlopillo type)               | 0   | 12  | 8   | 7   | 6   | 1   | 9   | 31   | 26   | 12   | 22   | 97   | 12   | 26                                 | 74                                     |
| 555    | carpet, daree & other floor mattings                 | 120   | 180 | 242 | 257 | 242 | 278 | 258 | 155  | 222  | 188  | 127  | 364  | 217  | 433                                | 878                                    |
| 556    | paintings, drawings, engravings etc.                 | 2   | 21  | 9   | 19  | 9   | 20  | 22  | 21   | 15   | 8    | 24   | 32   | 14   | 26                                 | 59                                     |
| 560    | gramophone & record player                           | 0   | 4   | 0   | 0   | 0   | 11  | 1   | 11   | 0    | 10   | 12   | 17   | 3    | 3                                  | 17                                     |
| 561    | radio  | 76  | 160 | 147 | 211 | 242 | 260 | 311 | 345  | 367  | 460  | 475  | 492  | 239  | 241                                | 928                                    |
| 562    | television   | 13  | 8   | 15  | 40  | 59  | 92  | 112 | 186  | 261  | 277  | 426  | 465  | 97   | 98                                 | 527                                    |
| 563    | VCR/VCP  | 0   | 0   | 0   | 0   | 0   | 1   | 0   | 1    | 6    | 0    | 3    | 6    | 1    | 1                                  | 9                                      |
| 565    | tape recorder, CD player                             | 12  | 29  | 11  | 26  | 57  | 26  | 44  | 80   | 101  | 131  | 148  | 177  | 47   | 48                                 | 228                                    |
| 590    | electric fan   | 6   | 12  | 22  | 52  | 99  | 158 | 184 | 276  | 288  | 386  | 469  | 602  | 133  | 245                                | 676                                    |
| 591    | air conditioner, air cooler                          | 0   | 0   | 0   | 0   | 0   | 0   | 0   | 4    | 1    | 12   | 4    | 71   | 3    | 4                                  | 22                                     |
| 593    | sewing machine                                       | 6   | 0   | 5   | 0   | 9   | 6   | 4   | 24   | 21   | 42   | 72   | 128  | 13   | 15                                 | 71                                     |
| 594    | washing machine                                      | 0   | 0   | 0   | 0   | 0   | 0   | 0   | 0    | 0    | 0    | 2    | 19   | 1    | 1                                  | 4                                      |
| 595    | stove  | 24  | 41  | 47  | 79  | 74  | 122 | 119 | 194  | 305  | 337  | 411  | 385  | 120  | 125                                | 533                                    |
| 596    | pressure cooker/pressure pan                         | 21  | 37  | 14  | 38  | 38  | 57  | 58  | 98   | 137  | 153  | 238  | 274  | 63   | 69                                 | 326                                    |
| 597    | refrigerator   | 1   | 0   | 0   | 0   | 0   | 0   | 0   | 1    | 8    | 9    | 72   | 96   | 5    | 5                                  | 60                                     |
| 610    | bicycle  | 272   | 391 | 387 | 449 | 507 | 562 | 531 | 627  | 685  | 694  | 615  | 594  | 478  | 565                                | 1751                                   |
| 611    | motor cycle, scooter                                 | 0   | 6   | 0   | 5   | 4   | 18  | 13  | 37   | 52   | 113  | 144  | 221  | 25   | 28                                 | 224                                    |
| 612    | motor car, jeep                                      | 0   | 0   | 0   | 0   | 2   | 0   | 0   | 1    | 0    | 1    | 1    | 6    | 0    | 1                                  | 13                                     |
| 630    | clock, watch   | 34  | 79  | 67  | 103 | 157 | 212 | 265 | 243  | 385  | 442  | 489  | 681  | 183  | 325                                | 743                                    |

(Contd.)

NSS Report No. 461: Consumption of Some Important Commodities in India, 1999-2000

**Table 5R: Number per 1000 of households possessing specified durable goods in each MPCE class and average number possessed per 1000 households by State and UT**

| Punjab |  |   |     |     |     |     |     |     |      |      |      |      |      |      |                                    | Rural                                  |
|--------|--|---|-----|-----|-----|-----|-----|-----|------|------|------|------|------|------|------------------------------------|--|
| code   | item   | per 1000 no. of possessor households in MPCE class (Rs) |     |     |     |     |     |     |      |      |      |      |      |      | average no. possessed per 1000 hhs | no. of sample hhs reporting possession |
|        |  | 000   | 225 | 255 | 300 | 340 | 380 | 420 | 470  | 525  | 615  | 775  | 950  | all  |                                    |  |
| (1)    | (2)  | (3)   | (4) | (5) | (6) | (7) | (8) | (9) | (10) | (11) | (12) | (13) | (14) | (15) | (16)                               | (17)                                   |
| 550    | bedstead   | 1000  | 948 | 931 | 912 | 909 | 931 | 966 | 954  | 938  | 947  | 952  | 938  | 944  | 5264                               | 1998                                   |
| 551    | almirah, dressing table                              | 0   | 230 | 293 | 282 | 282 | 408 | 498 | 466  | 498  | 545  | 560  | 667  | 535  | 945                                | 1190                                   |
| 552    | chair, stool, bench, table                           | 296   | 720 | 488 | 603 | 579 | 721 | 805 | 713  | 742  | 797  | 804  | 821  | 771  | 3020                               | 1647                                   |
| 553    | suitcase, trunk, box, handbag and other travel goods | 949   | 948 | 720 | 814 | 781 | 869 | 866 | 742  | 867  | 842  | 892  | 898  | 856  | 3042                               | 1843                                   |
| 554    | foam, rubber cushion (dunlopillo type)               | 0   | 0   | 0   | 38  | 20  | 11  | 29  | 28   | 78   | 81   | 75   | 166  | 84   | 244                                | 228                                    |
| 555    | carpet, daree & other floor mattings                 | 0   | 161 | 52  | 84  | 87  | 81  | 80  | 91   | 146  | 163  | 160  | 228  | 155  | 613                                | 383                                    |
| 556    | paintings, drawings, engravings etc.                 | 0   | 0   | 0   | 0   | 0   | 31  | 19  | 21   | 23   | 43   | 44   | 134  | 55   | 182                                | 162                                    |
| 560    | gramophone & record player                           | 0   | 0   | 0   | 0   | 0   | 0   | 0   | 9    | 9    | 8    | 29   | 19   | 13   | 18                                 | 32                                     |
| 561    | radio  | 0   | 236 | 208 | 351 | 242 | 230 | 369 | 308  | 285  | 378  | 336  | 398  | 342  | 355                                | 789                                    |
| 562    | television   | 0   | 67  | 338 | 234 | 322 | 496 | 619 | 470  | 532  | 587  | 660  | 749  | 595  | 613                                | 1335                                   |
| 563    | VCR/VCP  | 0   | 0   | 0   | 0   | 0   | 2   | 7   | 0    | 9    | 19   | 4    | 59   | 20   | 22                                 | 59                                     |
| 565    | tape recorder, CD player                             | 0   | 0   | 58  | 69  | 170 | 161 | 248 | 183  | 216  | 306  | 262  | 458  | 288  | 302                                | 674                                    |
| 590    | electric fan   | 480   | 304 | 560 | 657 | 781 | 799 | 882 | 753  | 819  | 832  | 859  | 900  | 835  | 1834                               | 1807                                   |
| 591    | air conditioner, air cooler                          | 0   | 0   | 58  | 0   | 0   | 0   | 54  | 64   | 88   | 116  | 145  | 299  | 138  | 157                                | 402                                    |
| 593    | sewing machine                                       | 0   | 0   | 110 | 182 | 204 | 358 | 499 | 392  | 454  | 463  | 561  | 646  | 491  | 514                                | 1108                                   |
| 594    | washing machine                                      | 0   | 0   | 0   | 35  | 12  | 0   | 0   | 12   | 5    | 35   | 26   | 92   | 35   | 40                                 | 117                                    |
| 595    | stove  | 480   | 627 | 427 | 548 | 577 | 660 | 651 | 610  | 613  | 697  | 710  | 735  | 674  | 699                                | 1461                                   |
| 596    | pressure cooker/pressure pan                         | 51  | 230 | 58  | 61  | 143 | 277 | 383 | 276  | 323  | 420  | 447  | 608  | 412  | 488                                | 962                                    |
| 597    | refrigerator   | 0   | 0   | 0   | 58  | 36  | 20  | 108 | 50   | 138  | 222  | 264  | 471  | 230  | 235                                | 625                                    |
| 610    | bicycle  | 0   | 881 | 604 | 610 | 659 | 697 | 714 | 802  | 724  | 739  | 734  | 742  | 733  | 882                                | 1579                                   |
| 611    | motor cycle, scooter                                 | 0   | 0   | 0   | 56  | 22  | 5   | 98  | 36   | 80   | 207  | 206  | 449  | 201  | 214                                | 558                                    |
| 612    | motor car, jeep                                      | 0   | 0   | 0   | 0   | 0   | 17  | 2   | 0    | 14   | 2    | 12   | 73   | 22   | 24                                 | 78                                     |
| 630    | clock, watch   | 133   | 0   | 200 | 413 | 271 | 480 | 569 | 580  | 534  | 551  | 592  | 604  | 551  | 1309                               | 1166                                   |

(Contd.)

NSS Report No. 461: Consumption of Some Important Commodities in India, 1999-2000

**Table 5R: Number per 1000 of households possessing specified durable goods in each MPCE class and average number possessed per 1000 households by State and UT**

| Rajasthan |  |   |          |          |          |          |          |          |          |          |          |          |          |      |                                    | Rural                                   |  |
|-----------|--|---|----------|----------|----------|----------|----------|----------|----------|----------|----------|----------|----------|------|------------------------------------|---|--|
| code      | item   | per 1000 no. of possessor households in MPCE class (Rs) |          |          |          |          |          |          |          |          |          |          |          |      | average no. possessed per 1000 hhs | no. of sample hhs reportig possess i-on |  |
|           |  | 000<br>-  | 225<br>- | 255<br>- | 300<br>- | 340<br>- | 380<br>- | 420<br>- | 470<br>- | 525<br>- | 615<br>- | 775<br>- | 950<br>- | all  |                                    |   |  |
| (1)       | (2)  | (3)   | (4)      | (5)      | (6)      | (7)      | (8)      | (9)      | (10)     | (11)     | (12)     | (13)     | (14)     | (15) | (16)                               | (17)                                    |  |
| 550       | bedstead   | 869   | 949      | 900      | 926      | 953      | 935      | 968      | 968      | 954      | 969      | 965      | 952      | 955  | 4826                               | 3098                                    |  |
| 551       | almirah, dressing table                              | 39  | 0        | 54       | 84       | 111      | 130      | 143      | 187      | 178      | 254      | 230      | 267      | 181  | 258                                | 711                                     |  |
| 552       | chair, stool, bench, table                           | 210   | 112      | 127      | 181      | 294      | 284      | 376      | 406      | 409      | 491      | 451      | 551      | 392  | 1161                               | 1426                                    |  |
| 553       | suitcase, trunk, box, handbag and other travel goods | 539   | 600      | 631      | 723      | 779      | 793      | 838      | 805      | 812      | 833      | 857      | 868      | 807  | 2251                               | 2666                                    |  |
| 554       | foam, rubber cushion (dunlopillo type)               | 0   | 0        | 0        | 7        | 2        | 1        | 12       | 19       | 9        | 31       | 21       | 30       | 16   | 33                                 | 71                                      |  |
| 555       | carpet, daree & other floor mattings                 | 79  | 199      | 146      | 134      | 176      | 156      | 218      | 200      | 243      | 289      | 238      | 254      | 222  | 665                                | 740                                     |  |
| 556       | paintings, drawings, engravings etc.                 | 0   | 0        | 0        | 0        | 2        | 6        | 1        | 5        | 10       | 21       | 21       | 19       | 10   | 17                                 | 52                                      |  |
| 560       | gramophone & record player                           | 0   | 0        | 0        | 0        | 0        | 0        | 0        | 0        | 15       | 1        | 15       | 4        | 4    | 4                                  | 26                                      |  |
| 561       | radio  | 8   | 42       | 104      | 115      | 136      | 211      | 218      | 227      | 281      | 329      | 276      | 319      | 245  | 261                                | 904                                     |  |
| 562       | television   | 0   | 0        | 28       | 81       | 86       | 71       | 102      | 155      | 152      | 231      | 189      | 331      | 158  | 163                                | 635                                     |  |
| 563       | VCR/VCP  | 0   | 0        | 0        | 0        | 3        | 2        | 0        | 4        | 0        | 0        | 8        | 11       | 2    | 6                                  | 9                                       |  |
| 565       | tape recorder, CD player                             | 0   | 68       | 71       | 84       | 40       | 72       | 112      | 83       | 104      | 120      | 125      | 167      | 103  | 104                                | 398                                     |  |
| 590       | electric fan   | 8   | 64       | 143      | 231      | 186      | 301      | 273      | 352      | 363      | 427      | 433      | 520      | 346  | 605                                | 1236                                    |  |
| 591       | air conditioner, air cooler                          | 0   | 0        | 0        | 9        | 0        | 16       | 14       | 27       | 37       | 46       | 43       | 81       | 32   | 35                                 | 138                                     |  |
| 593       | sewing machine                                       | 44  | 14       | 40       | 73       | 76       | 81       | 122      | 151      | 140      | 202      | 200      | 234      | 146  | 157                                | 580                                     |  |
| 594       | washing machine                                      | 0   | 0        | 0        | 0        | 0        | 0        | 0        | 0        | 2        | 7        | 3        | 25       | 4    | 4                                  | 23                                      |  |
| 595       | stove  | 99  | 65       | 138      | 160      | 178      | 246      | 242      | 226      | 274      | 362      | 299      | 406      | 272  | 287                                | 963                                     |  |
| 596       | pressure cooker/pressure pan                         | 33  | 3        | 36       | 9        | 16       | 66       | 48       | 63       | 92       | 123      | 104      | 236      | 88   | 104                                | 390                                     |  |
| 597       | refrigerator   | 0   | 3        | 0        | 0        | 2        | 2        | 9        | 8        | 10       | 29       | 25       | 95       | 20   | 20                                 | 111                                     |  |
| 610       | bicycle  | 175   | 159      | 235      | 314      | 339      | 371      | 356      | 349      | 358      | 371      | 282      | 269      | 335  | 360                                | 1103                                    |  |
| 611       | motor cycle, scooter                                 | 0   | 0        | 0        | 13       | 12       | 10       | 20       | 47       | 60       | 74       | 83       | 159      | 54   | 55                                 | 242                                     |  |
| 612       | motor car, jeep                                      | 0   | 0        | 0        | 0        | 1        | 0        | 0        | 4        | 2        | 4        | 4        | 21       | 4    | 4                                  | 30                                      |  |
| 630       | clock, watch   | 166   | 233      | 291      | 410      | 423      | 473      | 507      | 562      | 583      | 584      | 609      | 627      | 532  | 1026                               | 1803                                    |  |

(Contd.)

NSS Report No. 461: Consumption of Some Important Commodities in India, 1999-2000

**Table 5R: Number per 1000 of households possessing specified durable goods in each MPCE class and average number possessed per 1000 households by State and UT**

| Sikkim |  |   |      |      |      |     |      |     |      |      |      |      |      |      |                                    | Rural                                 |
|--------|--|---|------|------|------|-----|------|-----|------|------|------|------|------|------|------------------------------------|---------------------------------------|
| code   | item   | per 1000 no. of possessor households in MPCE class (Rs) |      |      |      |     |      |     |      |      |      |      |      |      | average no. possessed per 1000 hhs | no. of sample hhs reportig possession |
|        |  | 000   | 225  | 255  | 300  | 340 | 380  | 420 | 470  | 525  | 615  | 775  | 950  | all  |                                    |                                       |
| (1)    | (2)  | (3)   | (4)  | (5)  | (6)  | (7) | (8)  | (9) | (10) | (11) | (12) | (13) | (14) | (15) | (16)                               | (17)                                  |
| 550    | bedstead   | 863   | 1000 | 960  | 1000 | 985 | 1000 | 996 | 974  | 1000 | 961  | 1000 | 1000 | 987  | 2639                               | 1045                                  |
| 551    | almirah, dressing table                              | 366   | 578  | 585  | 674  | 722 | 753  | 671 | 680  | 752  | 640  | 814  | 591  | 683  | 1059                               | 766                                   |
| 552    | chair, stool, bench, table                           | 1000  | 865  | 1000 | 1000 | 985 | 965  | 991 | 1000 | 996  | 961  | 1000 | 894  | 973  | 4747                               | 1035                                  |
| 553    | suitcase, trunk, box, handbag and other travel goods | 1000  | 1000 | 1000 | 988  | 840 | 976  | 976 | 998  | 998  | 954  | 968  | 886  | 958  | 3202                               | 1031                                  |
| 554    | foam, rubber cushion (dunlopillo type)               | 0   | 0    | 0    | 23   | 0   | 11   | 22  | 39   | 145  | 117  | 305  | 99   | 78   | 175                                | 122                                   |
| 555    | carpet, daree & other floor mattings                 | 0   | 0    | 0    | 52   | 12  | 91   | 89  | 111  | 170  | 93   | 366  | 98   | 107  | 227                                | 155                                   |
| 556    | paintings, drawings, engravings etc.                 | 0   | 0    | 0    | 16   | 0   | 10   | 7   | 40   | 9    | 39   | 33   | 9    | 18   | 28                                 | 32                                    |
| 560    | gramophone & record player                           | 0   | 0    | 0    | 0    | 0   | 0    | 0   | 0    | 4    | 1    | 5    | 2    | 1    | 2                                  | 7                                     |
| 561    | radio  | 137   | 70   | 678  | 725  | 744 | 781  | 821 | 756  | 731  | 455  | 479  | 387  | 636  | 639                                | 729                                   |
| 562    | television   | 0   | 0    | 45   | 74   | 50  | 88   | 177 | 242  | 425  | 394  | 688  | 517  | 288  | 342                                | 372                                   |
| 563    | VCR/VCP  | 0   | 0    | 0    | 0    | 0   | 0    | 0   | 0    | 3    | 10   | 10   | 72   | 11   | 11                                 | 16                                    |
| 565    | tape recorder, CD player                             | 0   | 0    | 117  | 287  | 184 | 281  | 265 | 361  | 442  | 364  | 602  | 476  | 346  | 348                                | 398                                   |
| 590    | electric fan   | 0   | 0    | 0    | 0    | 14  | 0    | 0   | 1    | 30   | 80   | 49   | 57   | 28   | 33                                 | 50                                    |
| 591    | air conditioner, air cooler                          | 0   | 0    | 0    | 0    | 0   | 0    | 0   | 0    | 1    | 0    | 0    | 0    | 0    | 0                                  | 1                                     |
| 593    | sewing machine                                       | 0   | 0    | 0    | 0    | 6   | 0    | 0   | 0    | 1    | 21   | 0    | 13   | 6    | 6                                  | 8                                     |
| 594    | washing machine                                      | 0   | 0    | 0    | 0    | 0   | 0    | 0   | 0    | 1    | 4    | 23   | 3    | 2    | 3                                  | 8                                     |
| 595    | stove  | 490   | 556  | 565  | 685  | 604 | 613  | 564 | 530  | 605  | 534  | 786  | 636  | 598  | 716                                | 685                                   |
| 596    | pressure cooker/pressure pan                         | 124   | 287  | 449  | 577  | 564 | 798  | 745 | 810  | 743  | 580  | 827  | 659  | 679  | 993                                | 789                                   |
| 597    | refrigerator   | 0   | 0    | 0    | 0    | 0   | 0    | 0   | 4    | 4    | 27   | 216  | 75   | 27   | 28                                 | 38                                    |
| 610    | bicycle  | 0   | 0    | 0    | 0    | 0   | 0    | 0   | 3    | 1    | 0    | 0    | 1    | 1    | 1                                  | 3                                     |
| 611    | motor cycle, scooter                                 | 0   | 0    | 0    | 0    | 0   | 0    | 0   | 3    | 1    | 2    | 0    | 14   | 2    | 2                                  | 7                                     |
| 612    | motor car, jeep                                      | 0   | 0    | 0    | 0    | 0   | 0    | 0   | 1    | 9    | 15   | 15   | 28   | 8    | 8                                  | 20                                    |
| 630    | clock, watch   | 333   | 746  | 791  | 741  | 787 | 869  | 876 | 815  | 802  | 548  | 772  | 632  | 744  | 1316                               | 833                                   |

(Contd.)

NSS Report No. 461: Consumption of Some Important Commodities in India, 1999-2000

**Table 5R: Number per 1000 of households possessing specified durable goods in each MPCE class and average number possessed per 1000 households by State and UT**

| Tamil Nadu |  |   |     |     |     |     |     |     |      |      |      |      |      |      |                                    | Rural                                 |
|------------|--|---|-----|-----|-----|-----|-----|-----|------|------|------|------|------|------|------------------------------------|---------------------------------------|
| code       | item   | per 1000 no. of possessor households in MPCE class (Rs) |     |     |     |     |     |     |      |      |      |      |      |      | average no. possessed per 1000 hhs | no. of sample hhs reportig possession |
|            |  | 000   | 225 | 255 | 300 | 340 | 380 | 420 | 470  | 525  | 615  | 775  | 950  | all  |                                    |                                       |
| (1)        | (2)  | (3)   | (4) | (5) | (6) | (7) | (8) | (9) | (10) | (11) | (12) | (13) | (14) | (15) | (16)                               | (17)                                  |
| 550        | bedstead   | 188   | 339 | 356 | 343 | 393 | 447 | 494 | 493  | 558  | 637  | 670  | 736  | 494  | 693                                | 2242                                  |
| 551        | almirah, dressing table                              | 99  | 104 | 168 | 137 | 159 | 258 | 297 | 290  | 361  | 442  | 539  | 643  | 310  | 373                                | 1565                                  |
| 552        | chair, stool, bench, table                           | 222   | 343 | 498 | 506 | 511 | 635 | 615 | 632  | 647  | 696  | 764  | 739  | 598  | 1463                               | 2661                                  |
| 553        | suitcase, trunk, box, handbag and other travel goods | 516   | 532 | 602 | 616 | 617 | 628 | 632 | 663  | 661  | 683  | 730  | 745  | 646  | 1368                               | 2802                                  |
| 554        | foam, rubber cushion (dunlopillo type)               | 6   | 0   | 3   | 13  | 6   | 1   | 17  | 13   | 11   | 18   | 53   | 62   | 17   | 25                                 | 108                                   |
| 555        | carpet, daree & other floor mattings                 | 34  | 103 | 35  | 58  | 40  | 61  | 70  | 66   | 57   | 49   | 84   | 79   | 60   | 121                                | 289                                   |
| 556        | paintings, drawings, engravings etc.                 | 0   | 0   | 0   | 3   | 8   | 2   | 10  | 5    | 5    | 4    | 15   | 13   | 6    | 8                                  | 43                                    |
| 560        | gramophone & record player                           | 0   | 0   | 0   | 0   | 0   | 0   | 0   | 0    | 1    | 1    | 10   | 4    | 1    | 1                                  | 14                                    |
| 561        | radio  | 212   | 286 | 308 | 277 | 319 | 408 | 355 | 374  | 381  | 371  | 347  | 374  | 345  | 346                                | 1541                                  |
| 562        | television   | 42  | 62  | 88  | 118 | 104 | 151 | 223 | 212  | 249  | 379  | 483  | 514  | 234  | 235                                | 1265                                  |
| 563        | VCR/VCP  | 0   | 0   | 0   | 0   | 0   | 3   | 1   | 1    | 3    | 4    | 8    | 39   | 5    | 5                                  | 53                                    |
| 565        | tape recorder, CD player                             | 8   | 31  | 42  | 21  | 58  | 76  | 63  | 57   | 114  | 151  | 245  | 278  | 100  | 119                                | 554                                   |
| 590        | electric fan   | 99  | 104 | 173 | 277 | 235 | 310 | 393 | 306  | 394  | 499  | 528  | 613  | 353  | 472                                | 1672                                  |
| 591        | air conditioner, air cooler                          | 0   | 0   | 0   | 0   | 0   | 5   | 0   | 0    | 2    | 0    | 0    | 0    | 1    | 1                                  | 5                                     |
| 593        | sewing machine                                       | 0   | 4   | 5   | 0   | 5   | 11  | 7   | 16   | 35   | 33   | 46   | 92   | 22   | 22                                 | 118                                   |
| 594        | washing machine                                      | 0   | 0   | 0   | 0   | 0   | 0   | 3   | 0    | 0    | 3    | 22   | 74   | 8    | 8                                  | 55                                    |
| 595        | stove  | 105   | 219 | 180 | 219 | 170 | 284 | 346 | 292  | 362  | 480  | 534  | 595  | 332  | 369                                | 1552                                  |
| 596        | pressure cooker/pressure pan                         | 0   | 0   | 0   | 17  | 19  | 55  | 42  | 24   | 70   | 125  | 298  | 340  | 84   | 109                                | 485                                   |
| 597        | refrigerator   | 0   | 0   | 0   | 0   | 1   | 2   | 12  | 1    | 5    | 23   | 87   | 120  | 20   | 20                                 | 155                                   |
| 610        | bicycle  | 213   | 265 | 210 | 266 | 256 | 269 | 292 | 325  | 324  | 393  | 457  | 389  | 312  | 341                                | 1394                                  |
| 611        | motor cycle, scooter                                 | 0   | 0   | 3   | 11  | 6   | 28  | 22  | 45   | 49   | 95   | 243  | 282  | 66   | 69                                 | 440                                   |
| 612        | motor car, jeep                                      | 0   | 0   | 0   | 0   | 0   | 0   | 0   | 5    | 1    | 0    | 2    | 12   | 2    | 2                                  | 25                                    |
| 630        | clock, watch   | 116   | 254 | 300 | 332 | 325 | 446 | 464 | 419  | 422  | 494  | 504  | 561  | 408  | 767                                | 1784                                  |

(Contd.)

NSS Report No. 461: Consumption of Some Important Commodities in India, 1999-2000

**Table 5R: Number per 1000 of households possessing specified durable goods in each MPCE class and average number possessed per 1000 households by State and UT**

| Tripura |  |   |             |             |             |             |             |             |             |             |             |             |              |      |                                    | Rural                                   |
|---------|--|---|-------------|-------------|-------------|-------------|-------------|-------------|-------------|-------------|-------------|-------------|--------------|------|------------------------------------|---|
| code    | item   | per 1000 no. of possessor households in MPCE class (Rs) |             |             |             |             |             |             |             |             |             |             |              |      | average no. possessed per 1000 hhs | no. of sample hhs reportig possess i-on |
|         |  | 000<br>-225   | 225<br>-255 | 255<br>-300 | 300<br>-340 | 340<br>-380 | 380<br>-420 | 420<br>-470 | 470<br>-525 | 525<br>-615 | 615<br>-775 | 775<br>-950 | 950<br>-more | all  |                                    |   |
| (1)     | (2)  | (3)   | (4)         | (5)         | (6)         | (7)         | (8)         | (9)         | (10)        | (11)        | (12)        | (13)        | (14)         | (15) | (16)                               | (17)                                    |
| 550     | bedstead   | 0   | 0           | 181         | 444         | 296         | 528         | 508         | 496         | 563         | 639         | 669         | 833          | 524  | 1006                               | 548                                     |
| 551     | almirah, dressing table                              | 0   | 0           | 93          | 76          | 58          | 194         | 221         | 270         | 356         | 488         | 550         | 803          | 308  | 443                                | 330                                     |
| 552     | chair, stool, bench, table                           | 0   | 79          | 163         | 314         | 255         | 500         | 509         | 464         | 535         | 625         | 701         | 785          | 500  | 1385                               | 541                                     |
| 553     | suitcase, trunk, box, handbag and other travel goods | 0   | 0           | 156         | 358         | 278         | 462         | 431         | 406         | 463         | 567         | 607         | 827          | 454  | 1099                               | 482                                     |
| 554     | foam, rubber cushion (dunlopillo type)               | 0   | 0           | 0           | 0           | 0           | 9           | 0           | 0           | 5           | 0           | 41          | 24           | 6    | 21                                 | 9                                       |
| 555     | carpet, daree & other floor mattings                 | 0   | 0           | 0           | 0           | 24          | 9           | 0           | 0           | 0           | 0           | 41          | 16           | 7    | 15                                 | 8                                       |
| 556     | paintings, drawings, engravings etc.                 | 0   | 0           | 0           | 0           | 0           | 0           | 0           | 0           | 0           | 0           | 0           | 0            | 0    | 0                                  | 0                                       |
| 560     | gramophone & record player                           | 0   | 0           | 0           | 0           | 0           | 3           | 0           | 0           | 2           | 9           | 0           | 12           | 3    | 3                                  | 8                                       |
| 561     | radio  | 0   | 0           | 75          | 19          | 86          | 118         | 87          | 117         | 207         | 268         | 452         | 686          | 188  | 188                                | 209                                     |
| 562     | television   | 0   | 0           | 0           | 0           | 0           | 18          | 21          | 65          | 111         | 239         | 377         | 637          | 123  | 125                                | 147                                     |
| 563     | VCR/VCP  | 0   | 0           | 0           | 0           | 0           | 0           | 0           | 0           | 0           | 0           | 0           | 5            | 0    | 0                                  | 4                                       |
| 565     | tape recorder, CD player                             | 0   | 0           | 0           | 0           | 0           | 44          | 0           | 11          | 20          | 44          | 165         | 106          | 33   | 34                                 | 43                                      |
| 590     | electric fan   | 0   | 0           | 0           | 0           | 23          | 66          | 40          | 92          | 210         | 281         | 485         | 697          | 171  | 270                                | 191                                     |
| 591     | air conditioner, air cooler                          | 0   | 0           | 0           | 0           | 0           | 0           | 0           | 0           | 0           | 0           | 0           | 0            | 0    | 0                                  | 1                                       |
| 593     | sewing machine                                       | 0   | 0           | 0           | 0           | 0           | 0           | 0           | 0           | 10          | 0           | 0           | 2            | 2    | 2                                  | 4                                       |
| 594     | washing machine                                      | 0   | 0           | 0           | 0           | 0           | 0           | 0           | 0           | 0           | 0           | 0           | 0            | 0    | 0                                  | 0                                       |
| 595     | stove  | 0   | 0           | 0           | 0           | 0           | 0           | 21          | 15          | 118         | 161         | 287         | 427          | 90   | 92                                 | 95                                      |
| 596     | pressure cooker/pressure pan                         | 0   | 0           | 0           | 0           | 0           | 0           | 0           | 0           | 0           | 13          | 95          | 175          | 16   | 16                                 | 29                                      |
| 597     | refrigerator   | 0   | 0           | 0           | 0           | 0           | 0           | 0           | 0           | 0           | 0           | 0           | 34           | 1    | 1                                  | 10                                      |
| 610     | bicycle  | 0   | 0           | 0           | 0           | 3           | 125         | 106         | 155         | 264         | 265         | 358         | 580          | 184  | 203                                | 192                                     |
| 611     | motor cycle, scooter                                 | 0   | 0           | 0           | 0           | 0           | 0           | 0           | 0           | 0           | 0           | 0           | 35           | 1    | 1                                  | 10                                      |
| 612     | motor car, jeep                                      | 0   | 0           | 0           | 0           | 0           | 0           | 0           | 0           | 0           | 0           | 30          | 2            | 3    | 3                                  | 5                                       |
| 630     | clock, watch   | 0   | 0           | 1           | 47          | 22          | 74          | 48          | 74          | 182         | 237         | 435         | 442          | 149  | 258                                | 149                                     |

(Contd.)

NSS Report No. 461: Consumption of Some Important Commodities in India, 1999-2000



**Table 5R: Number per 1000 of households possessing specified durable goods in each MPCE class and average number possessed per 1000 households by State and UT**

| Uttar Pradesh |  |   |     |     |     |     |     |     |      |      |      |      |      |      |                                    | Rural                                  |
|---------------|--|---|-----|-----|-----|-----|-----|-----|------|------|------|------|------|------|------------------------------------|--|
| code          | item   | per 1000 no. of possessor households in MPCE class (Rs) |     |     |     |     |     |     |      |      |      |      |      |      | average no. possessed per 1000 hhs | no. of sample hhs reporting possession |
|               |  | 000   | 225 | 255 | 300 | 340 | 380 | 420 | 470  | 525  | 615  | 775  | 950  | all  |                                    |  |
| (1)           | (2)  | (3)   | (4) | (5) | (6) | (7) | (8) | (9) | (10) | (11) | (12) | (13) | (14) | (15) | (16)                               | (17)                                   |
| 550           | bedstead   | 885   | 886 | 886 | 921 | 893 | 925 | 933 | 915  | 938  | 932  | 943  | 935  | 918  | 4168                               | 8655                                   |
| 551           | almirah, dressing table                              | 12  | 46  | 62  | 65  | 64  | 111 | 129 | 139  | 186  | 228  | 270  | 300  | 135  | 193                                | 1642                                   |
| 552           | chair, stool, bench, table                           | 90  | 171 | 221 | 255 | 303 | 300 | 360 | 418  | 402  | 452  | 481  | 547  | 343  | 1021                               | 3696                                   |
| 553           | suitcase, trunk, box, handbag and other travel goods | 682   | 753 | 719 | 780 | 765 | 791 | 806 | 792  | 787  | 798  | 839  | 767  | 778  | 2333                               | 7427                                   |
| 554           | foam, rubber cushion (dunlopillo type)               | 3   | 4   | 3   | 3   | 4   | 9   | 14  | 15   | 25   | 30   | 40   | 93   | 18   | 38                                 | 250                                    |
| 555           | carpet, daree & other floor mattings                 | 62  | 115 | 89  | 92  | 86  | 101 | 124 | 129  | 139  | 143  | 165  | 169  | 117  | 230                                | 1329                                   |
| 556           | paintings, drawings, engravings etc.                 | 3   | 6   | 13  | 7   | 4   | 5   | 11  | 13   | 14   | 10   | 21   | 35   | 11   | 28                                 | 136                                    |
| 560           | gramophone & record player                           | 4   | 5   | 1   | 1   | 3   | 6   | 4   | 9    | 6    | 7    | 9    | 27   | 6    | 6                                  | 76                                     |
| 561           | radio  | 46  | 142 | 163 | 210 | 218 | 283 | 270 | 314  | 362  | 354  | 367  | 418  | 272  | 278                                | 2897                                   |
| 562           | television   | 21  | 12  | 35  | 59  | 74  | 102 | 139 | 172  | 213  | 281  | 311  | 404  | 151  | 158                                | 1827                                   |
| 563           | VCR/VCP  | 0   | 3   | 2   | 1   | 3   | 0   | 3   | 4    | 4    | 1    | 12   | 14   | 4    | 4                                  | 49                                     |
| 565           | tape recorder, CD player                             | 6   | 5   | 13  | 10  | 24  | 27  | 41  | 50   | 66   | 80   | 115  | 192  | 50   | 51                                 | 602                                    |
| 590           | electric fan   | 13  | 15  | 31  | 67  | 93  | 103 | 144 | 177  | 201  | 260  | 339  | 402  | 153  | 274                                | 1768                                   |
| 591           | air conditioner, air cooler                          | 0   | 0   | 0   | 1   | 2   | 5   | 0   | 5    | 15   | 20   | 50   | 99   | 14   | 15                                 | 167                                    |
| 593           | sewing machine                                       | 12  | 22  | 25  | 32  | 47  | 69  | 81  | 102  | 140  | 178  | 227  | 290  | 100  | 105                                | 1224                                   |
| 594           | washing machine                                      | 0   | 0   | 0   | 0   | 2   | 1   | 1   | 6    | 4    | 4    | 6    | 40   | 4    | 5                                  | 58                                     |
| 595           | stove  | 39  | 80  | 82  | 129 | 135 | 162 | 204 | 212  | 255  | 307  | 351  | 425  | 200  | 211                                | 2215                                   |
| 596           | pressure cooker/pressure pan                         | 4   | 21  | 45  | 51  | 75  | 93  | 129 | 157  | 215  | 264  | 302  | 383  | 145  | 187                                | 1672                                   |
| 597           | refrigerator   | 0   | 0   | 0   | 0   | 0   | 2   | 2   | 7    | 7    | 16   | 25   | 97   | 10   | 11                                 | 149                                    |
| 610           | bicycle  | 444   | 569 | 587 | 615 | 618 | 647 | 647 | 615  | 658  | 619  | 585  | 569  | 611  | 714                                | 5887                                   |
| 611           | motor cycle, scooter                                 | 3   | 3   | 1   | 3   | 14  | 14  | 25  | 35   | 53   | 73   | 123  | 187  | 40   | 44                                 | 656                                    |
| 612           | motor car, jeep                                      | 3   | 2   | 1   | 1   | 5   | 2   | 6   | 2    | 3    | 5    | 8    | 26   | 5    | 6                                  | 94                                     |
| 630           | clock, watch   | 133   | 141 | 210 | 249 | 273 | 299 | 353 | 390  | 422  | 441  | 432  | 492  | 330  | 623                                | 3438                                   |

(Contd.)

NSS Report No. 461: Consumption of Some Important Commodities in India, 1999-2000

**Table 5R: Number per 1000 of households possessing specified durable goods in each MPCE class and average number possessed per 1000 households by State and UT**

| West Bengal |  |   |     |     |     |     |     |     |      |      |      |      |      |      |                                    | Rural                                  |
|-------------|--|---|-----|-----|-----|-----|-----|-----|------|------|------|------|------|------|------------------------------------|--|
| code        | item   | per 1000 no. of possessor households in MPCE class (Rs) |     |     |     |     |     |     |      |      |      |      |      |      | average no. possessed per 1000 hhs | no. of sample hhs reporting possession |
|             |  | 000   | 225 | 255 | 300 | 340 | 380 | 420 | 470  | 525  | 615  | 775  | 950  | all  |                                    |  |
| (1)         | (2)  | (3)   | (4) | (5) | (6) | (7) | (8) | (9) | (10) | (11) | (12) | (13) | (14) | (15) | (16)                               | (17)                                   |
| 550         | bedstead   | 291   | 571 | 664 | 605 | 702 | 748 | 786 | 789  | 851  | 872  | 910  | 909  | 748  | 1423                               | 3408                                   |
| 551         | almirah, dressing table                              | 11  | 31  | 43  | 68  | 121 | 129 | 219 | 216  | 316  | 417  | 510  | 628  | 216  | 319                                | 1276                                   |
| 552         | chair, stool, bench, table                           | 188   | 392 | 490 | 469 | 531 | 577 | 586 | 613  | 713  | 741  | 810  | 819  | 592  | 1389                               | 2780                                   |
| 553         | suitcase, trunk, box, handbag and other travel goods | 300   | 471 | 596 | 620 | 668 | 693 | 725 | 675  | 763  | 782  | 746  | 763  | 677  | 1748                               | 3137                                   |
| 554         | foam, rubber cushion (dunlopillo type)               | 0   | 0   | 7   | 6   | 0   | 1   | 0   | 9    | 6    | 13   | 13   | 29   | 6    | 9                                  | 56                                     |
| 555         | carpet, daree & other floor mattings                 | 50  | 27  | 101 | 107 | 113 | 113 | 150 | 146  | 155  | 191  | 215  | 150  | 133  | 292                                | 606                                    |
| 556         | paintings, drawings, engravings etc.                 | 0   | 0   | 0   | 15  | 15  | 12  | 16  | 13   | 19   | 10   | 15   | 18   | 12   | 24                                 | 66                                     |
| 560         | gramophone & record player                           | 0   | 0   | 0   | 0   | 6   | 2   | 1   | 8    | 6    | 2    | 29   | 36   | 6    | 6                                  | 48                                     |
| 561         | radio  | 59  | 164 | 220 | 352 | 331 | 415 | 454 | 485  | 543  | 589  | 556  | 657  | 422  | 429                                | 2087                                   |
| 562         | television   | 0   | 0   | 15  | 14  | 30  | 33  | 67  | 86   | 145  | 195  | 287  | 497  | 96   | 115                                | 704                                    |
| 563         | VCR/VCP  | 0   | 0   | 0   | 0   | 0   | 2   | 0   | 0    | 3    | 0    | 3    | 3    | 1    | 1                                  | 12                                     |
| 565         | tape recorder, CD player                             | 0   | 0   | 8   | 9   | 12  | 10  | 19  | 31   | 42   | 65   | 100  | 160  | 32   | 43                                 | 230                                    |
| 590         | electric fan   | 0   | 0   | 28  | 18  | 36  | 40  | 85  | 99   | 202  | 240  | 304  | 515  | 115  | 216                                | 706                                    |
| 591         | air conditioner, air cooler                          | 0   | 0   | 0   | 0   | 0   | 0   | 0   | 0    | 0    | 2    | 0    | 0    | 0    | 0                                  | 2                                      |
| 593         | sewing machine                                       | 0   | 0   | 0   | 4   | 5   | 1   | 2   | 7    | 3    | 14   | 35   | 41   | 7    | 7                                  | 56                                     |
| 594         | washing machine                                      | 0   | 0   | 0   | 0   | 0   | 0   | 0   | 3    | 1    | 3    | 0    | 0    | 1    | 1                                  | 5                                      |
| 595         | stove  | 55  | 37  | 67  | 106 | 115 | 173 | 218 | 251  | 350  | 335  | 432  | 518  | 219  | 237                                | 1186                                   |
| 596         | pressure cooker/pressure pan                         | 1   | 0   | 3   | 6   | 4   | 17  | 38  | 61   | 112  | 121  | 183  | 292  | 60   | 67                                 | 410                                    |
| 597         | refrigerator   | 0   | 0   | 0   | 0   | 0   | 0   | 0   | 0    | 5    | 4    | 19   | 52   | 4    | 4                                  | 62                                     |
| 610         | bicycle  | 117   | 215 | 457 | 312 | 445 | 488 | 490 | 572  | 607  | 589  | 556  | 704  | 487  | 568                                | 2271                                   |
| 611         | motor cycle, scooter                                 | 0   | 0   | 0   | 0   | 0   | 2   | 1   | 1    | 6    | 19   | 28   | 81   | 7    | 8                                  | 140                                    |
| 612         | motor car, jeep                                      | 0   | 0   | 0   | 0   | 0   | 0   | 0   | 0    | 0    | 0    | 0    | 1    | 0    | 0                                  | 6                                      |
| 630         | clock, watch   | 80  | 86  | 181 | 184 | 210 | 264 | 337 | 319  | 411  | 424  | 522  | 526  | 301  | 547                                | 1548                                   |

(Contd.)

NSS Report No. 461: Consumption of Some Important Commodities in India, 1999-2000

**Table 5R: Number per 1000 of households possessing specified durable goods in each MPCE class and average number possessed per 1000 households by State and UT**

| Rural           |  |   |             |             |             |             |             |             |             |             |             |             |              |      |                                    |                                       |
|-----------------|--|---|-------------|-------------|-------------|-------------|-------------|-------------|-------------|-------------|-------------|-------------|--------------|------|------------------------------------|---------------------------------------|
| A. & N. Islands |  |   |             |             |             |             |             |             |             |             |             |             |              |      |                                    |                                       |
| code            | item   | per 1000 no. of possessor households in MPCE class (Rs) |             |             |             |             |             |             |             |             |             |             |              |      | average no. possessed per 1000 hhs | no. of sample hhs reportig possession |
|                 |  | 000<br>-225   | 225<br>-255 | 255<br>-300 | 300<br>-340 | 340<br>-380 | 380<br>-420 | 420<br>-470 | 470<br>-525 | 525<br>-615 | 615<br>-775 | 775<br>-950 | 950<br>-more | all  |                                    |                                       |
| (1)             | (2)  | (3)   | (4)         | (5)         | (6)         | (7)         | (8)         | (9)         | (10)        | (11)        | (12)        | (13)        | (14)         | (15) | (16)                               | (17)                                  |
| 550             | bedstead   | 0   | 0           | 0           | 1000        | 0           | 304         | 413         | 790         | 601         | 823         | 854         | 844          | 769  | 1309                               | 185                                   |
| 551             | almirah, dressing table                              | 0   | 0           | 0           | 0           | 0           | 212         | 189         | 194         | 258         | 326         | 258         | 328          | 285  | 422                                | 81                                    |
| 552             | chair, stool, bench, table                           | 0   | 0           | 0           | 1000        | 0           | 909         | 966         | 993         | 901         | 861         | 945         | 865          | 897  | 3528                               | 226                                   |
| 553             | suitcase, trunk, box, handbag and other travel goods | 0   | 0           | 0           | 0           | 500         | 445         | 795         | 863         | 810         | 811         | 865         | 853          | 822  | 2288                               | 232                                   |
| 554             | foam, rubber cushion (dunlopillo type)               | 0   | 0           | 0           | 0           | 0           | 0           | 0           | 0           | 0           | 0           | 16          | 133          | 40   | 103                                | 9                                     |
| 555             | carpet, daree & other floor mattings                 | 0   | 0           | 0           | 0           | 0           | 0           | 0           | 0           | 0           | 4           | 0           | 4            | 2    | 3                                  | 3                                     |
| 556             | paintings, drawings, engravings etc.                 | 0   | 0           | 0           | 0           | 0           | 0           | 0           | 0           | 0           | 0           | 0           | 31           | 9    | 11                                 | 3                                     |
| 560             | gramophone & record player                           | 0   | 0           | 0           | 0           | 0           | 0           | 0           | 0           | 0           | 16          | 21          | 4            | 9    | 9                                  | 3                                     |
| 561             | radio  | 0   | 0           | 0           | 111         | 0           | 601         | 559         | 554         | 392         | 458         | 433         | 486          | 463  | 464                                | 125                                   |
| 562             | television   | 0   | 0           | 0           | 0           | 0           | 0           | 0           | 410         | 236         | 433         | 303         | 580          | 387  | 396                                | 110                                   |
| 563             | VCR/VCP  | 0   | 0           | 0           | 0           | 0           | 0           | 0           | 0           | 6           | 0           | 13          | 10           | 6    | 6                                  | 5                                     |
| 565             | tape recorder, CD player                             | 0   | 0           | 0           | 111         | 0           | 0           | 189         | 121         | 134         | 168         | 142         | 415          | 222  | 222                                | 63                                    |
| 590             | electric fan   | 0   | 0           | 0           | 111         | 0           | 0           | 0           | 496         | 163         | 401         | 434         | 618          | 408  | 730                                | 109                                   |
| 591             | air conditioner, air cooler                          | 0   | 0           | 0           | 0           | 0           | 0           | 0           | 0           | 30          | 28          | 0           | 0            | 12   | 12                                 | 2                                     |
| 593             | sewing machine                                       | 0   | 0           | 0           | 111         | 0           | 62          | 0           | 2           | 58          | 44          | 28          | 116          | 59   | 62                                 | 38                                    |
| 594             | washing machine                                      | 0   | 0           | 0           | 0           | 0           | 0           | 0           | 0           | 2           | 0           | 0           | 36           | 10   | 10                                 | 5                                     |
| 595             | stove  | 0   | 0           | 0           | 0           | 0           | 767         | 351         | 467         | 416         | 606         | 459         | 752          | 569  | 607                                | 131                                   |
| 596             | pressure cooker/pressure pan                         | 0   | 0           | 0           | 0           | 0           | 0           | 0           | 0           | 57          | 67          | 124         | 273          | 123  | 185                                | 34                                    |
| 597             | refrigerator   | 0   | 0           | 0           | 0           | 0           | 0           | 0           | 0           | 56          | 52          | 4           | 204          | 80   | 80                                 | 24                                    |
| 610             | bicycle  | 0   | 0           | 0           | 111         | 500         | 383         | 31          | 440         | 249         | 322         | 238         | 319          | 288  | 342                                | 117                                   |
| 611             | motor cycle, scooter                                 | 0   | 0           | 0           | 0           | 0           | 0           | 0           | 0           | 59          | 39          | 41          | 195          | 80   | 84                                 | 35                                    |
| 612             | motor car, jeep                                      | 0   | 0           | 0           | 0           | 0           | 0           | 0           | 0           | 0           | 0           | 0           | 8            | 2    | 3                                  | 4                                     |
| 630             | clock, watch   | 0   | 0           | 0           | 1000        | 500         | 187         | 394         | 619         | 596         | 678         | 706         | 765          | 670  | 1375                               | 192                                   |

(Contd.)

NSS Report No. 461: Consumption of Some Important Commodities in India, 1999-2000

**Table 5R: Number per 1000 of households possessing specified durable goods in each MPCE class and average number possessed per 1000 households by State and UT**

| Chandigarh |  |   |          |          |          |          |          |          |          |          |          |          |           |      |                                    |                                       |
|------------|--|---|----------|----------|----------|----------|----------|----------|----------|----------|----------|----------|-----------|------|------------------------------------|---------------------------------------|
| code       | item   | per 1000 no. of possessor households in MPCE class (Rs) |          |          |          |          |          |          |          |          |          |          |           |      | average no. possessed per 1000 hhs | no. of sample hhs reportig possession |
|            |  | 000   | 225      | 255      | 300      | 340      | 380      | 420      | 470      | 525      | 615      | 775      | 950       | all  |                                    |                                       |
|            |  | -<br>225  | -<br>255 | -<br>300 | -<br>340 | -<br>380 | -<br>420 | -<br>470 | -<br>525 | -<br>615 | -<br>775 | -<br>950 | -<br>more |      |                                    |                                       |
| (1)        | (2)  | (3)   | (4)      | (5)      | (6)      | (7)      | (8)      | (9)      | (10)     | (11)     | (12)     | (13)     | (14)      | (15) | (16)                               | (17)                                  |
| 550        | bedstead   | 1000  | 0        | 1000     | 1000     | 0        | 1000     | 1000     | 1000     | 1000     | 767      | 560      | 653       | 713  | 1749                               | 155                                   |
| 551        | almirah, dressing table                              | 0   | 0        | 0        | 0        | 0        | 0        | 0        | 0        | 133      | 132      | 115      | 99        | 141  | 45                                 |                                       |
| 552        | chair, stool, bench, table                           | 0   | 0        | 0        | 0        | 0        | 358      | 648      | 644      | 525      | 485      | 446      | 329       | 382  | 1005                               | 92                                    |
| 553        | suitcase, trunk, box, handbag and other travel goods | 1000  | 0        | 1000     | 1000     | 0        | 1000     | 773      | 1000     | 782      | 869      | 826      | 637       | 738  | 2141                               | 152                                   |
| 554        | foam, rubber cushion (dunlopillo type)               | 0   | 0        | 0        | 0        | 0        | 0        | 0        | 0        | 0        | 16       | 29       | 19        | 57   | 11                                 |                                       |
| 555        | carpet, daree & other floor mattings                 | 0   | 0        | 0        | 0        | 0        | 0        | 0        | 0        | 0        | 13       | 22       | 14        | 48   | 6                                  |                                       |
| 556        | paintings, drawings, engravings etc.                 | 0   | 0        | 0        | 0        | 0        | 0        | 0        | 0        | 0        | 7        | 10       | 7         | 7    | 3                                  |                                       |
| 560        | gramophone & record player                           | 0   | 0        | 0        | 0        | 0        | 0        | 0        | 0        | 0        | 0        | 10       | 6         | 6    | 1                                  |                                       |
| 561        | radio  | 0   | 0        | 1000     | 0        | 0        | 642      | 421      | 0        | 245      | 391      | 117      | 194       | 212  | 212                                | 46                                    |
| 562        | television   | 1000  | 0        | 0        | 495      | 0        | 1000     | 394      | 647      | 454      | 565      | 498      | 287       | 388  | 388                                | 99                                    |
| 563        | VCR/VCP  | 0   | 0        | 0        | 0        | 0        | 0        | 0        | 0        | 0        | 0        | 7        | 4         | 4    | 2                                  |                                       |
| 565        | tape recorder, CD player                             | 0   | 0        | 0        | 505      | 0        | 0        | 0        | 647      | 106      | 36       | 235      | 155       | 172  | 172                                | 40                                    |
| 590        | electric fan   | 1000  | 0        | 1000     | 253      | 0        | 358      | 1000     | 1000     | 508      | 728      | 774      | 428       | 562  | 805                                | 124                                   |
| 591        | air conditioner, air cooler                          | 0   | 0        | 0        | 0        | 0        | 0        | 0        | 106      | 80       | 159      | 74       | 81        | 101  | 35                                 |                                       |
| 593        | sewing machine                                       | 0   | 0        | 0        | 253      | 0        | 0        | 445      | 2        | 186      | 185      | 283      | 138       | 182  | 188                                | 48                                    |
| 594        | washing machine                                      | 0   | 0        | 0        | 0        | 0        | 0        | 0        | 0        | 0        | 0        | 31       | 17        | 17   | 7                                  |                                       |
| 595        | stove  | 1000  | 0        | 1000     | 758      | 0        | 1000     | 1000     | 1000     | 947      | 877      | 937      | 580       | 736  | 754                                | 141                                   |
| 596        | pressure cooker/pressure pan                         | 1000  | 0        | 1000     | 505      | 0        | 358      | 203      | 647      | 888      | 507      | 521      | 355       | 441  | 502                                | 96                                    |
| 597        | refrigerator   | 0   | 0        | 0        | 0        | 0        | 0        | 0        | 118      | 53       | 97       | 79       | 71        | 71   | 34                                 |                                       |
| 610        | bicycle  | 1000  | 0        | 1000     | 1000     | 0        | 1000     | 352      | 1000     | 988      | 702      | 778      | 490       | 626  | 692                                | 125                                   |
| 611        | motor cycle, scooter                                 | 0   | 0        | 0        | 0        | 0        | 0        | 0        | 2        | 106      | 53       | 99       | 95        | 80   | 80                                 | 40                                    |
| 612        | motor car, jeep                                      | 0   | 0        | 0        | 0        | 0        | 0        | 0        | 0        | 0        | 0        | 15       | 8         | 8    | 7                                  |                                       |
| 630        | clock, watch   | 1000  | 0        | 0        | 505      | 0        | 358      | 621      | 1000     | 481      | 464      | 522      | 378       | 447  | 769                                | 97                                    |

(Contd.)

NSS Report No. 461: Consumption of Some Important Commodities in India, 1999-2000

**Table 5R: Number per 1000 of households possessing specified durable goods in each MPCE class and average number possessed per 1000 households by State and UT**

| Dadra & Nagar Haveli |  |   |          |          |          |          |          |          |          |          |          |          |           |      |                                    |                                       |
|----------------------|--|---|----------|----------|----------|----------|----------|----------|----------|----------|----------|----------|-----------|------|------------------------------------|---------------------------------------|
| code                 | item   | per 1000 no. of possessor households in MPCE class (Rs) |          |          |          |          |          |          |          |          |          |          |           |      | average no. possessed per 1000 hhs | no. of sample hhs reportig possession |
|                      |  | 000   | 225      | 255      | 300      | 340      | 380      | 420      | 470      | 525      | 615      | 775      | 950       | all  |                                    |                                       |
|                      |  | -<br>225  | -<br>255 | -<br>300 | -<br>340 | -<br>380 | -<br>420 | -<br>470 | -<br>525 | -<br>615 | -<br>775 | -<br>950 | -<br>more |      |                                    |                                       |
| (1)                  | (2)  | (3)   | (4)      | (5)      | (6)      | (7)      | (8)      | (9)      | (10)     | (11)     | (12)     | (13)     | (14)      | (15) | (16)                               | (17)                                  |
| 550                  | bedstead   | 908   | 337      | 879      | 847      | 1000     | 1000     | 981      | 1000     | 934      | 808      | 849      | 535       | 836  | 1833                               | 168                                   |
| 551                  | almirah, dressing table                              | 92  | 0        | 114      | 34       | 163      | 77       | 246      | 596      | 389      | 474      | 681      | 342       | 313  | 422                                | 69                                    |
| 552                  | chair, stool, bench, table                           | 485   | 8        | 568      | 452      | 499      | 799      | 931      | 972      | 918      | 720      | 831      | 759       | 744  | 2000                               | 144                                   |
| 553                  | suitcase, trunk, box, handbag and other travel goods | 577   | 508      | 681      | 813      | 710      | 949      | 904      | 909      | 945      | 785      | 1000     | 995       | 870  | 2359                               | 164                                   |
| 554                  | foam, rubber cushion (dunlopillo type)               | 0   | 0        | 0        | 0        | 0        | 0        | 0        | 0        | 0        | 0        | 0        | 0         | 0    | 0                                  | 0                                     |
| 555                  | carpet, daree & other floor mattings                 | 184   | 329      | 667      | 428      | 547      | 466      | 147      | 42       | 455      | 281      | 104      | 625       | 373  | 919                                | 75                                    |
| 556                  | paintings, drawings, engravings etc.                 | 0   | 0        | 0        | 0        | 0        | 0        | 0        | 0        | 0        | 12       | 0        | 2         | 2    | 2                                  | 2                                     |
| 560                  | gramophone & record player                           | 0   | 0        | 0        | 0        | 10       | 0        | 0        | 0        | 0        | 0        | 0        | 0         | 0    | 0                                  | 1                                     |
| 561                  | radio  | 0   | 0        | 227      | 0        | 0        | 136      | 248      | 19       | 259      | 91       | 191      | 354       | 173  | 173                                | 38                                    |
| 562                  | television   | 0   | 8        | 144      | 0        | 10       | 104      | 112      | 218      | 127      | 255      | 165      | 358       | 164  | 166                                | 47                                    |
| 563                  | VCR/VCP  | 0   | 0        | 103      | 0        | 0        | 0        | 0        | 0        | 0        | 0        | 15       | 8         | 8    | 2                                  |                                       |
| 565                  | tape recorder, CD player                             | 0   | 0        | 0        | 0        | 0        | 151      | 150      | 355      | 163      | 203      | 349      | 351       | 184  | 184                                | 37                                    |
| 590                  | electric fan   | 0   | 8        | 447      | 22       | 133      | 462      | 399      | 788      | 661      | 705      | 765      | 767       | 532  | 734                                | 105                                   |
| 591                  | air conditioner, air cooler                          | 0   | 0        | 0        | 0        | 0        | 0        | 0        | 0        | 0        | 0        | 0        | 0         | 0    | 0                                  | 0                                     |
| 593                  | sewing machine                                       | 0   | 0        | 0        | 0        | 0        | 0        | 0        | 0        | 24       | 0        | 9        | 24        | 8    | 8                                  | 3                                     |
| 594                  | washing machine                                      | 0   | 0        | 0        | 0        | 0        | 0        | 0        | 0        | 0        | 0        | 28       | 4         | 4    | 2                                  |                                       |
| 595                  | stove  | 184   | 184      | 103      | 105      | 275      | 152      | 162      | 330      | 320      | 369      | 306      | 622       | 305  | 378                                | 70                                    |
| 596                  | pressure cooker/pressure pan                         | 92  | 184      | 103      | 0        | 233      | 77       | 50       | 240      | 239      | 327      | 295      | 686       | 259  | 468                                | 59                                    |
| 597                  | refrigerator   | 0   | 0        | 0        | 0        | 0        | 0        | 2        | 24       | 14       | 14       | 12       | 223       | 42   | 42                                 | 15                                    |
| 610                  | bicycle  | 0   | 0        | 265      | 0        | 10       | 178      | 434      | 411      | 260      | 198      | 189      | 244       | 227  | 247                                | 42                                    |
| 611                  | motor cycle, scooter                                 | 0   | 0        | 0        | 0        | 0        | 0        | 59       | 8        | 38       | 32       | 151      | 253       | 67   | 67                                 | 20                                    |
| 612                  | motor car, jeep                                      | 0   | 0        | 0        | 0        | 0        | 0        | 0        | 4        | 0        | 0        | 20       | 3         | 3    | 3                                  |                                       |
| 630                  | clock, watch   | 92  | 85       | 454      | 455      | 531      | 411      | 666      | 563      | 746      | 693      | 789      | 865       | 626  | 1225                               | 125                                   |

(Contd.)

NSS Report No. 461: Consumption of Some Important Commodities in India, 1999-2000

**Table 5R: Number per 1000 of households possessing specified durable goods in each MPCE class and average number possessed per 1000 households by State and UT**

| Daman & Diu |  |   |           |           |           |           |           |           |           |           |           |           |            |      |                                    | Rural                                 |
|-------------|--|---|-----------|-----------|-----------|-----------|-----------|-----------|-----------|-----------|-----------|-----------|------------|------|------------------------------------|---------------------------------------|
| code        | item   | per 1000 no. of possessor households in MPCE class (Rs) |           |           |           |           |           |           |           |           |           |           |            |      | average no. possessed per 1000 hhs | no. of sample hhs reportig possession |
|             |  | 000 - 225   | 225 - 255 | 255 - 300 | 300 - 340 | 340 - 380 | 380 - 420 | 420 - 470 | 470 - 525 | 525 - 615 | 615 - 775 | 775 - 950 | 950 - more | all  |                                    |                                       |
| (1)         | (2)  | (3)   | (4)       | (5)       | (6)       | (7)       | (8)       | (9)       | (10)      | (11)      | (12)      | (13)      | (14)       | (15) | (16)                               | (17)                                  |
| 550         | bedstead   | 0   | 0         | 0         | 1000      | 1000      | 0         | 896       | 1000      | 924       | 964       | 930       | 760        | 860  | 2074                               | 161                                   |
| 551         | almirah, dressing table                              | 0   | 0         | 0         | 0         | 470       | 0         | 423       | 482       | 577       | 798       | 624       | 548        | 589  | 972                                | 117                                   |
| 552         | chair, stool, bench, table                           | 0   | 0         | 0         | 1000      | 530       | 0         | 692       | 697       | 902       | 752       | 840       | 720        | 760  | 2719                               | 146                                   |
| 553         | suitcase, trunk, box, handbag and other travel goods | 0   | 0         | 0         | 1000      | 1000      | 0         | 898       | 666       | 852       | 882       | 885       | 888        | 880  | 2433                               | 160                                   |
| 554         | foam, rubber cushion (dunlopillo type)               | 0   | 0         | 0         | 0         | 0         | 0         | 0         | 0         | 0         | 170       | 61        | 73         | 72   | 156                                | 20                                    |
| 555         | carpet, daree & other floor mattings                 | 0   | 0         | 0         | 0         | 0         | 0         | 102       | 0         | 32        | 211       | 144       | 204        | 161  | 660                                | 33                                    |
| 556         | paintings, drawings, engravings etc.                 | 0   | 0         | 0         | 0         | 0         | 0         | 0         | 0         | 0         | 40        | 52        | 48         | 38   | 60                                 | 9                                     |
| 560         | gramophone & record player                           | 0   | 0         | 0         | 0         | 0         | 0         | 0         | 0         | 0         | 0         | 11        | 6          | 5    | 5                                  | 3                                     |
| 561         | radio  | 0   | 0         | 0         | 0         | 0         | 0         | 0         | 177       | 82        | 140       | 188       | 400        | 252  | 252                                | 52                                    |
| 562         | television   | 0   | 0         | 0         | 0         | 0         | 0         | 188       | 177       | 212       | 624       | 606       | 554        | 496  | 496                                | 104                                   |
| 563         | VCR/VCP  | 0   | 0         | 0         | 0         | 470       | 0         | 0         | 0         | 0         | 0         | 12        | 27         | 23   | 23                                 | 9                                     |
| 565         | tape recorder, CD player                             | 0   | 0         | 0         | 0         | 0         | 0         | 116       | 199       | 169       | 245       | 252       | 450        | 318  | 318                                | 63                                    |
| 590         | electric fan   | 0   | 0         | 0         | 1000      | 0         | 0         | 692       | 697       | 775       | 744       | 791       | 820        | 774  | 1302                               | 145                                   |
| 591         | air conditioner, air cooler                          | 0   | 0         | 0         | 0         | 0         | 0         | 0         | 0         | 0         | 0         | 12        | 13         | 8    | 9                                  | 4                                     |
| 593         | sewing machine                                       | 0   | 0         | 0         | 0         | 0         | 0         | 0         | 0         | 0         | 22        | 12        | 99         | 51   | 51                                 | 12                                    |
| 594         | washing machine                                      | 0   | 0         | 0         | 0         | 0         | 0         | 0         | 0         | 0         | 0         | 12        | 23         | 12   | 12                                 | 5                                     |
| 595         | stove  | 0   | 0         | 0         | 1000      | 1000      | 0         | 684       | 682       | 790       | 775       | 606       | 736        | 728  | 870                                | 125                                   |
| 596         | pressure cooker/pressure pan                         | 0   | 0         | 0         | 1000      | 470       | 0         | 188       | 536       | 439       | 623       | 586       | 722        | 621  | 837                                | 117                                   |
| 597         | refrigerator   | 0   | 0         | 0         | 0         | 0         | 0         | 0         | 0         | 34        | 241       | 132       | 223        | 168  | 168                                | 43                                    |
| 610         | bicycle  | 0   | 0         | 0         | 0         | 0         | 0         | 606       | 376       | 672       | 552       | 664       | 348        | 470  | 567                                | 85                                    |
| 611         | motor cycle, scooter                                 | 0   | 0         | 0         | 0         | 0         | 0         | 0         | 0         | 0         | 245       | 331       | 288        | 229  | 294                                | 55                                    |
| 612         | motor car, jeep                                      | 0   | 0         | 0         | 0         | 0         | 0         | 0         | 0         | 0         | 0         | 17        | 37         | 20   | 23                                 | 9                                     |
| 630         | clock, watch   | 0   | 0         | 0         | 1000      | 530       | 0         | 692       | 537       | 779       | 851       | 869       | 829        | 815  | 2082                               | 144                                   |

(Contd.)

NSS Report No. 461: Consumption of Some Important Commodities in India, 1999-2000

**Table 5R: Number per 1000 of households possessing specified durable goods in each MPCE class and average number possessed per 1000 households by State and UT**

| Delhi |  |   |           |           |           |           |           |           |           |           |           |           |            |      |                                    | Rural                                   |  |
|-------|--|---|-----------|-----------|-----------|-----------|-----------|-----------|-----------|-----------|-----------|-----------|------------|------|------------------------------------|---|--|
| code  | item   | per 1000 no. of possessor households in MPCE class (Rs) |           |           |           |           |           |           |           |           |           |           |            |      | average no. possessed per 1000 hhs | no. of sample hhs reportig possess i-on |  |
|       |  | 000 - 225   | 225 - 255 | 255 - 300 | 300 - 340 | 340 - 380 | 380 - 420 | 420 - 470 | 470 - 525 | 525 - 615 | 615 - 775 | 775 - 950 | 950 - more | all  |                                    |   |  |
| (1)   | (2)  | (3)   | (4)       | (5)       | (6)       | (7)       | (8)       | (9)       | (10)      | (11)      | (12)      | (13)      | (14)       | (15) | (16)                               | (17)                                    |  |
| 550   | bedstead   | 0   | 0         | 0         | 0         | 1000      | 1000      | 1000      | 1000      | 943       | 985       | 1000      | 973        | 979  | 3716                               | 177                                     |  |
| 551   | almirah, dressing table                              | 0   | 0         | 0         | 0         | 1000      | 814       | 522       | 282       | 268       | 882       | 631       | 658        | 635  | 1009                               | 129                                     |  |
| 552   | chair, stool, bench, table                           | 0   | 0         | 0         | 0         | 1000      | 814       | 0         | 481       | 979       | 963       | 986       | 893        | 920  | 3498                               | 154                                     |  |
| 553   | suitcase, trunk, box, handbag and other travel goods | 0   | 0         | 0         | 0         | 1000      | 1000      | 1000      | 1000      | 216       | 979       | 987       | 954        | 885  | 2322                               | 169                                     |  |
| 554   | foam, rubber cushion (dunlopillo type)               | 0   | 0         | 0         | 0         | 500       | 0         | 0         | 0         | 0         | 80        | 107       | 285        | 172  | 432                                | 38                                      |  |
| 555   | carpet, daree & other floor mattings                 | 0   | 0         | 0         | 0         | 0         | 186       | 478       | 211       | 0         | 175       | 109       | 252        | 178  | 386                                | 73                                      |  |
| 556   | paintings, drawings, engravings etc.                 | 0   | 0         | 0         | 0         | 0         | 0         | 0         | 0         | 0         | 504       | 351       | 76         | 193  | 287                                | 26                                      |  |
| 560   | gramophone & record player                           | 0   | 0         | 0         | 0         | 0         | 0         | 0         | 0         | 0         | 0         | 0         | 0          | 0    | 0                                  | 0                                       |  |
| 561   | radio  | 0   | 0         | 0         | 0         | 1000      | 0         | 478       | 269       | 726       | 666       | 867       | 542        | 649  | 649                                | 81                                      |  |
| 562   | television   | 0   | 0         | 0         | 0         | 1000      | 407       | 0         | 890       | 290       | 958       | 669       | 737        | 705  | 707                                | 145                                     |  |
| 563   | VCR/VCP  | 0   | 0         | 0         | 0         | 0         | 0         | 0         | 0         | 0         | 0         | 0         | 1          | 0    | 0                                  | 2                                       |  |
| 565   | tape recorder, CD player                             | 0   | 0         | 0         | 0         | 500       | 407       | 0         | 110       | 0         | 641       | 348       | 433        | 387  | 387                                | 47                                      |  |
| 590   | electric fan   | 0   | 0         | 0         | 0         | 1000      | 593       | 1000      | 828       | 979       | 898       | 993       | 944        | 948  | 1879                               | 171                                     |  |
| 591   | air conditioner, air cooler                          | 0   | 0         | 0         | 0         | 500       | 0         | 0         | 0         | 0         | 641       | 485       | 610        | 497  | 552                                | 87                                      |  |
| 593   | sewing machine                                       | 0   | 0         | 0         | 0         | 1000      | 407       | 478       | 211       | 143       | 808       | 593       | 644        | 590  | 603                                | 107                                     |  |
| 594   | washing machine                                      | 0   | 0         | 0         | 0         | 0         | 0         | 0         | 0         | 0         | 110       | 8         | 66         | 49   | 49                                 | 18                                      |  |
| 595   | stove  | 0   | 0         | 0         | 0         | 1000      | 1000      | 522       | 718       | 869       | 312       | 556       | 484        | 528  | 538                                | 108                                     |  |
| 596   | pressure cooker/pressure pan                         | 0   | 0         | 0         | 0         | 1000      | 814       | 522       | 718       | 943       | 908       | 965       | 929        | 928  | 1059                               | 153                                     |  |
| 597   | refrigerator   | 0   | 0         | 0         | 0         | 0         | 0         | 0         | 0         | 110       | 658       | 426       | 575        | 480  | 481                                | 80                                      |  |
| 610   | bicycle  | 0   | 0         | 0         | 0         | 1000      | 593       | 522       | 692       | 832       | 262       | 588       | 419        | 490  | 492                                | 82                                      |  |
| 611   | motor cycle, scooter                                 | 0   | 0         | 0         | 0         | 0         | 0         | 0         | 0         | 110       | 521       | 329       | 443        | 375  | 378                                | 41                                      |  |
| 612   | motor car, jeep                                      | 0   | 0         | 0         | 0         | 0         | 0         | 0         | 0         | 0         | 0         | 3         | 16         | 8    | 8                                  | 13                                      |  |
| 630   | clock, watch   | 0   | 0         | 0         | 0         | 1000      | 1000      | 1000      | 1000      | 848       | 806       | 575       | 623        | 679  | 2740                               | 147                                     |  |

(Contd.)

NSS Report No. 461: Consumption of Some Important Commodities in India, 1999-2000

**Table 5R: Number per 1000 of households possessing specified durable goods in each MPCE class and average number possessed per 1000 households by State and UT**

| Lakshadweep |  |   |           |           |           |           |           |           |           |           |           |           |            |      |                                    |                                       | Rural |
|-------------|--|---|-----------|-----------|-----------|-----------|-----------|-----------|-----------|-----------|-----------|-----------|------------|------|------------------------------------|---------------------------------------|-------|
| code        | item   | per 1000 no. of possessor households in MPCE class (Rs) |           |           |           |           |           |           |           |           |           |           |            |      | average no. possessed per 1000 hhs | no. of sample hhs reportig possession |       |
|             |  | 000 - 225   | 225 - 255 | 255 - 300 | 300 - 340 | 340 - 380 | 380 - 420 | 420 - 470 | 470 - 525 | 525 - 615 | 615 - 775 | 775 - 950 | 950 - more | all  |                                    |                                       |       |
| (1)         | (2)  | (3)   | (4)       | (5)       | (6)       | (7)       | (8)       | (9)       | (10)      | (11)      | (12)      | (13)      | (14)       | (15) | (16)                               | (17)                                  |       |
| 550         | bedstead   | 0   | 0         | 0         | 0         | 0         | 0         | 1000      | 1000      | 1000      | 843       | 972       | 947        | 948  | 2033                               | 80                                    |       |
| 551         | almirah, dressing table                              | 0   | 0         | 0         | 0         | 0         | 0         | 0         | 300       | 288       | 648       | 778       | 757        | 642  | 818                                | 57                                    |       |
| 552         | chair, stool, bench, table                           | 0   | 0         | 0         | 0         | 0         | 0         | 1000      | 650       | 1000      | 1000      | 1000      | 983        | 969  | 4360                               | 81                                    |       |
| 553         | suitcase, trunk, box, handbag and other travel goods | 0   | 0         | 0         | 0         | 0         | 0         | 1000      | 603       | 785       | 598       | 855       | 993        | 859  | 1606                               | 73                                    |       |
| 554         | foam, rubber cushion (dunlopillo type)               | 0   | 0         | 0         | 0         | 0         | 0         | 0         | 0         | 0         | 0         | 50        | 203        | 100  | 127                                | 9                                     |       |
| 555         | carpet, daree & other floor mattings                 | 0   | 0         | 0         | 0         | 0         | 0         | 0         | 0         | 0         | 0         | 0         | 0          | 0    | 0                                  | 0                                     |       |
| 556         | paintings, drawings, engravings etc.                 | 0   | 0         | 0         | 0         | 0         | 0         | 0         | 0         | 0         | 0         | 0         | 0          | 0    | 0                                  | 0                                     |       |
| 560         | gramophone & record player                           | 0   | 0         | 0         | 0         | 0         | 0         | 0         | 0         | 0         | 0         | 0         | 0          | 0    | 0                                  | 0                                     |       |
| 561         | radio  | 0   | 0         | 0         | 0         | 0         | 0         | 1000      | 254       | 712       | 352       | 714       | 653        | 612  | 612                                | 50                                    |       |
| 562         | television   | 0   | 0         | 0         | 0         | 0         | 0         | 0         | 350       | 321       | 271       | 295       | 496        | 377  | 377                                | 31                                    |       |
| 563         | VCR/VCP  | 0   | 0         | 0         | 0         | 0         | 0         | 0         | 0         | 0         | 0         | 91        | 67         | 48   | 48                                 | 4                                     |       |
| 565         | tape recorder, CD player                             | 0   | 0         | 0         | 0         | 0         | 0         | 0         | 47        | 288       | 698       | 371       | 409        | 394  | 394                                | 37                                    |       |
| 590         | electric fan   | 0   | 0         | 0         | 0         | 0         | 0         | 500       | 650       | 1000      | 1000      | 905       | 865        | 883  | 1817                               | 76                                    |       |
| 591         | air conditioner, air cooler                          | 0   | 0         | 0         | 0         | 0         | 0         | 0         | 0         | 0         | 0         | 0         | 0          | 0    | 0                                  | 0                                     |       |
| 593         | sewing machine                                       | 0   | 0         | 0         | 0         | 0         | 0         | 0         | 0         | 106       | 81        | 242       | 59         | 100  | 100                                | 12                                    |       |
| 594         | washing machine                                      | 0   | 0         | 0         | 0         | 0         | 0         | 0         | 0         | 0         | 0         | 0         | 46         | 20   | 20                                 | 2                                     |       |
| 595         | stove  | 0   | 0         | 0         | 0         | 0         | 0         | 0         | 275       | 106       | 611       | 732       | 656        | 562  | 581                                | 53                                    |       |
| 596         | pressure cooker/pressure pan                         | 0   | 0         | 0         | 0         | 0         | 0         | 0         | 0         | 0         | 373       | 321       | 337        | 271  | 305                                | 29                                    |       |
| 597         | refrigerator   | 0   | 0         | 0         | 0         | 0         | 0         | 0         | 0         | 0         | 133       | 372       | 391        | 270  | 270                                | 25                                    |       |
| 610         | bicycle  | 0   | 0         | 0         | 0         | 0         | 0         | 0         | 397       | 719       | 898       | 692       | 664        | 673  | 917                                | 60                                    |       |
| 611         | motor cycle, scooter                                 | 0   | 0         | 0         | 0         | 0         | 0         | 0         | 0         | 0         | 0         | 93        | 187        | 102  | 121                                | 7                                     |       |
| 612         | motor car, jeep                                      | 0   | 0         | 0         | 0         | 0         | 0         | 0         | 0         | 0         | 0         | 0         | 44         | 20   | 20                                 | 1                                     |       |
| 630         | clock, watch   | 0   | 0         | 0         | 0         | 0         | 0         | 1000      | 1000      | 1000      | 786       | 671       | 667        | 753  | 1749                               | 66                                    |       |

(Contd.)

NSS Report No. 461: Consumption of Some Important Commodities in India, 1999-2000



**Table 5R: Number per 1000 of households possessing specified durable goods in each MPCE class and average number possessed per 1000 households by State and UT**

| Pondicherry |  |   |          |          |          |          |          |          |          |          |          |          |           |      |                                    |                                       |
|-------------|--|---|----------|----------|----------|----------|----------|----------|----------|----------|----------|----------|-----------|------|------------------------------------|---------------------------------------|
| code        | item   | per 1000 no. of possessor households in MPCE class (Rs) |          |          |          |          |          |          |          |          |          |          |           |      | average no. possessed per 1000 hhs | no. of sample hhs reportig possession |
|             |  | 000   | 225      | 255      | 300      | 340      | 380      | 420      | 470      | 525      | 615      | 775      | 950       | all  |                                    |                                       |
|             |  | -<br>225  | -<br>255 | -<br>300 | -<br>340 | -<br>380 | -<br>420 | -<br>470 | -<br>525 | -<br>615 | -<br>775 | -<br>950 | -<br>more |      |                                    |                                       |
| (1)         | (2)  | (3)   | (4)      | (5)      | (6)      | (7)      | (8)      | (9)      | (10)     | (11)     | (12)     | (13)     | (14)      | (15) | (16)                               | (17)                                  |
| 550         | bedstead   | 0   | 218      | 379      | 620      | 286      | 379      | 632      | 270      | 353      | 376      | 603      | 645       | 453  | 576                                | 147                                   |
| 551         | almirah, dressing table                              | 0   | 251      | 90       | 238      | 211      | 345      | 269      | 304      | 210      | 521      | 623      | 674       | 391  | 441                                | 137                                   |
| 552         | chair, stool, bench, table                           | 586   | 580      | 889      | 769      | 647      | 785      | 836      | 705      | 801      | 847      | 699      | 703       | 753  | 1452                               | 231                                   |
| 553         | suitcase, trunk, box, handbag and other travel goods | 761   | 592      | 864      | 366      | 744      | 702      | 685      | 528      | 860      | 870      | 791      | 797       | 750  | 1145                               | 221                                   |
| 554         | foam, rubber cushion (dunlopillo type)               | 0   | 0        | 0        | 0        | 0        | 63       | 0        | 0        | 30       | 0        | 4        | 9         | 9    | 16                                 | 5                                     |
| 555         | carpet, daree & other floor mattings                 | 0   | 0        | 90       | 0        | 290      | 89       | 328      | 342      | 325      | 249      | 351      | 283       | 255  | 838                                | 83                                    |
| 556         | paintings, drawings, engravings etc.                 | 0   | 0        | 0        | 0        | 0        | 0        | 0        | 0        | 0        | 0        | 0        | 0         | 0    | 0                                  | 0                                     |
| 560         | gramophone & record player                           | 0   | 0        | 0        | 0        | 0        | 0        | 0        | 0        | 0        | 0        | 0        | 0         | 0    | 0                                  | 0                                     |
| 561         | radio  | 0   | 190      | 347      | 538      | 323      | 380      | 464      | 313      | 542      | 481      | 522      | 432       | 430  | 430                                | 134                                   |
| 562         | television   | 174   | 32       | 298      | 0        | 271      | 166      | 104      | 450      | 289      | 332      | 474      | 674       | 344  | 344                                | 123                                   |
| 563         | VCR/VCP  | 0   | 0        | 0        | 0        | 0        | 0        | 0        | 0        | 0        | 0        | 0        | 11        | 2    | 2                                  | 5                                     |
| 565         | tape recorder, CD player                             | 0   | 0        | 0        | 132      | 0        | 0        | 0        | 24       | 73       | 71       | 181      | 314       | 100  | 100                                | 50                                    |
| 590         | electric fan   | 174   | 215      | 385      | 0        | 525      | 315      | 329      | 504      | 468      | 536      | 739      | 783       | 508  | 691                                | 165                                   |
| 591         | air conditioner, air cooler                          | 0   | 0        | 0        | 0        | 0        | 0        | 0        | 0        | 0        | 0        | 0        | 0         | 0    | 0                                  | 0                                     |
| 593         | sewing machine                                       | 0   | 0        | 185      | 0        | 0        | 0        | 0        | 77       | 0        | 0        | 17       | 74        | 28   | 28                                 | 10                                    |
| 594         | washing machine                                      | 0   | 0        | 0        | 0        | 0        | 0        | 0        | 0        | 0        | 6        | 0        | 10        | 2    | 2                                  | 3                                     |
| 595         | stove  | 404   | 241      | 777      | 284      | 841      | 714      | 656      | 693      | 680      | 730      | 804      | 762       | 697  | 782                                | 208                                   |
| 596         | pressure cooker/pressure pan                         | 0   | 0        | 0        | 0        | 0        | 0        | 0        | 143      | 23       | 17       | 144      | 204       | 67   | 69                                 | 39                                    |
| 597         | refrigerator   | 0   | 0        | 0        | 0        | 0        | 6        | 36       | 8        | 1        | 44       | 9        | 105       | 29   | 29                                 | 26                                    |
| 610         | bicycle  | 174   | 324      | 113      | 452      | 547      | 504      | 488      | 562      | 535      | 476      | 607      | 563       | 500  | 551                                | 152                                   |
| 611         | motor cycle, scooter                                 | 0   | 0        | 0        | 0        | 0        | 155      | 36       | 8        | 7        | 92       | 153      | 194       | 77   | 83                                 | 43                                    |
| 612         | motor car, jeep                                      | 0   | 0        | 0        | 0        | 0        | 0        | 0        | 0        | 0        | 0        | 0        | 13        | 2    | 2                                  | 2                                     |
| 630         | clock, watch   | 577   | 355      | 618      | 534      | 644      | 482      | 380      | 371      | 556      | 587      | 610      | 687       | 557  | 1038                               | 167                                   |

(Contd.)

NSS Report No. 461: Consumption of Some Important Commodities in India, 1999-2000

**Table 5R: Number per 1000 of households possessing specified durable goods in each MPCE class and average number possessed per 1000 households by State and UT**

| all-India |  |   |     |     |     |     |     |     |      |      |      |      |      |      |                                    | Rural                                 |
|-----------|--|---|-----|-----|-----|-----|-----|-----|------|------|------|------|------|------|------------------------------------|---------------------------------------|
| code      | item   | per 1000 no. of possessor households in MPCE class (Rs) |     |     |     |     |     |     |      |      |      |      |      |      | average no. possessed per 1000 hhs | no. of sample hhs reportig possession |
|           |  | 000   | 225 | 255 | 300 | 340 | 380 | 420 | 470  | 525  | 615  | 775  | 950  | all  |                                    |                                       |
| (1)       | (2)  | (3)   | (4) | (5) | (6) | (7) | (8) | (9) | (10) | (11) | (12) | (13) | (14) | (15) | (16)                               | (17)                                  |
| 550       | bedstead   | 668   | 746 | 749 | 761 | 774 | 781 | 787 | 793  | 813  | 829  | 857  | 872  | 791  | 2474                               | 56185                                 |
| 551       | almirah, dressing table                              | 77  | 92  | 121 | 146 | 164 | 219 | 252 | 273  | 335  | 395  | 489  | 550  | 269  | 388                                | 23342                                 |
| 552       | chair, stool, bench, table                           | 255   | 334 | 385 | 422 | 480 | 501 | 543 | 566  | 596  | 636  | 697  | 738  | 529  | 1567                               | 40762                                 |
| 553       | suitcase, trunk, box, handbag and other travel goods | 555   | 642 | 681 | 715 | 730 | 746 | 751 | 741  | 762  | 786  | 802  | 805  | 737  | 1896                               | 52598                                 |
| 554       | foam, rubber cushion (dunlopillo type)               | 2   | 4   | 3   | 8   | 6   | 7   | 14  | 15   | 23   | 35   | 58   | 122  | 24   | 55                                 | 2745                                  |
| 555       | carpet, daree & other floor mattings                 | 128   | 144 | 148 | 148 | 152 | 150 | 155 | 143  | 149  | 164  | 160  | 185  | 153  | 382                                | 11375                                 |
| 556       | paintings, drawings, engravings etc.                 | 7   | 9   | 6   | 9   | 12  | 12  | 17  | 19   | 19   | 27   | 39   | 48   | 19   | 49                                 | 1726                                  |
| 560       | gramophone & record player                           | 2   | 2   | 2   | 1   | 3   | 5   | 4   | 6    | 6    | 8    | 12   | 17   | 6    | 6                                  | 576                                   |
| 561       | radio  | 106   | 166 | 199 | 235 | 265 | 304 | 316 | 336  | 368  | 378  | 389  | 422  | 304  | 308                                | 23849                                 |
| 562       | television   | 24  | 33  | 46  | 59  | 84  | 116 | 150 | 184  | 230  | 316  | 418  | 533  | 187  | 192                                | 16903                                 |
| 563       | VCR/VCP  | 1   | 0   | 1   | 0   | 1   | 1   | 1   | 2    | 3    | 5    | 12   | 39   | 5    | 5                                  | 704                                   |
| 565       | tape recorder, CD player                             | 12  | 23  | 25  | 32  | 42  | 46  | 67  | 73   | 104  | 150  | 198  | 307  | 91   | 95                                 | 8662                                  |
| 590       | electric fan   | 36  | 54  | 79  | 112 | 151 | 195 | 230 | 276  | 323  | 420  | 526  | 635  | 263  | 443                                | 20863                                 |
| 591       | air conditioner, air cooler                          | 0   | 1   | 1   | 0   | 2   | 4   | 5   | 8    | 12   | 27   | 54   | 98   | 17   | 19                                 | 1615                                  |
| 593       | sewing machine                                       | 6   | 9   | 14  | 16  | 28  | 37  | 54  | 68   | 90   | 133  | 180  | 242  | 74   | 78                                 | 7071                                  |
| 594       | washing machine                                      | 0   | 1   | 1   | 0   | 0   | 0   | 1   | 2    | 2    | 7    | 12   | 50   | 6    | 6                                  | 734                                   |
| 595       | stove  | 49  | 86  | 107 | 140 | 173 | 220 | 268 | 293  | 346  | 417  | 490  | 552  | 273  | 297                                | 21302                                 |
| 596       | pressure cooker/pressure pan                         | 10  | 20  | 25  | 33  | 51  | 71  | 91  | 115  | 157  | 224  | 320  | 442  | 131  | 162                                | 12853                                 |
| 597       | refrigerator   | 0   | 1   | 0   | 0   | 1   | 2   | 7   | 9    | 15   | 40   | 82   | 201  | 27   | 28                                 | 3330                                  |
| 610       | bicycle  | 228   | 323 | 352 | 383 | 410 | 423 | 419 | 436  | 449  | 438  | 438  | 413  | 405  | 456                                | 28235                                 |
| 611       | motor cycle, scooter                                 | 1   | 1   | 1   | 5   | 9   | 10  | 16  | 24   | 43   | 81   | 133  | 236  | 45   | 48                                 | 5021                                  |
| 612       | motor car, jeep                                      | 0   | 0   | 0   | 0   | 1   | 1   | 1   | 2    | 2    | 3    | 6    | 31   | 4    | 4                                  | 768                                   |
| 630       | clock, watch   | 129   | 184 | 219 | 260 | 303 | 345 | 400 | 423  | 477  | 521  | 581  | 634  | 389  | 753                                | 29719                                 |

**Table 5U: Number per 1000 of households possessing specified durable goods in each MPCE class and average number possessed per 1000 households by State and UT**

| Andhra Pradesh |  |   |     |     |     |     |     |     |      |      |      |      |      |      |                                    | Urban                                 |
|----------------|--|---|-----|-----|-----|-----|-----|-----|------|------|------|------|------|------|------------------------------------|---------------------------------------|
| code           | item   | per 1000 no. of possessor households in MPCE class (Rs) |     |     |     |     |     |     |      |      |      |      |      |      | average no. possessed per 1000 hhs | no. of sample hhs reportig possession |
|                |  | 000   | 300 | 350 | 425 | 500 | 575 | 665 | 775  | 915  | 1120 | 1500 | 1925 | all  |                                    |                                       |
| (1)            | (2)  | (3)   | (4) | (5) | (6) | (7) | (8) | (9) | (10) | (11) | (12) | (13) | (14) | (15) | (16)                               | (17)                                  |
| 550            | bedstead   | 704   | 679 | 728 | 841 | 804 | 783 | 819 | 864  | 881  | 852  | 822  | 867  | 814  | 1663                               | 3144                                  |
| 551            | almirah, dressing table                              | 190   | 192 | 356 | 433 | 513 | 545 | 587 | 644  | 694  | 764  | 678  | 762  | 556  | 841                                | 2302                                  |
| 552            | chair, stool, bench, table                           | 475   | 583 | 726 | 758 | 817 | 830 | 829 | 875  | 845  | 900  | 793  | 910  | 802  | 2997                               | 3105                                  |
| 553            | suitcase, trunk, box, handbag and other travel goods | 716   | 696 | 753 | 775 | 834 | 840 | 875 | 873  | 844  | 868  | 853  | 870  | 826  | 2136                               | 3132                                  |
| 554            | foam, rubber cushion (dunlopillo type)               | 19  | 19  | 41  | 61  | 71  | 98  | 139 | 152  | 237  | 313  | 420  | 372  | 161  | 341                                | 702                                   |
| 555            | carpet, daree & other floor mattings                 | 26  | 46  | 24  | 39  | 46  | 69  | 53  | 71   | 64   | 99   | 153  | 176  | 69   | 111                                | 292                                   |
| 556            | paintings, drawings, engravings etc.                 | 21  | 4   | 23  | 26  | 49  | 64  | 63  | 67   | 59   | 91   | 166  | 150  | 64   | 222                                | 301                                   |
| 560            | gramophone & record player                           | 14  | 0   | 1   | 11  | 2   | 10  | 0   | 16   | 13   | 16   | 8    | 6    | 8    | 8                                  | 38                                    |
| 561            | radio  | 126   | 191 | 221 | 242 | 260 | 275 | 262 | 268  | 312  | 402  | 373  | 357  | 282  | 282                                | 1099                                  |
| 562            | television   | 178   | 124 | 264 | 409 | 504 | 548 | 661 | 763  | 713  | 785  | 782  | 810  | 572  | 575                                | 2322                                  |
| 563            | VCR/VCP  | 0   | 0   | 4   | 0   | 1   | 5   | 9   | 11   | 14   | 45   | 75   | 97   | 19   | 19                                 | 118                                   |
| 565            | tape recorder, CD player                             | 54  | 50  | 49  | 100 | 134 | 147 | 213 | 228  | 330  | 459  | 469  | 485  | 229  | 230                                | 1017                                  |
| 590            | electric fan   | 356   | 308 | 511 | 588 | 701 | 762 | 786 | 835  | 805  | 854  | 831  | 901  | 713  | 1341                               | 2822                                  |
| 591            | air conditioner, air cooler                          | 0   | 1   | 5   | 26  | 5   | 19  | 21  | 101  | 119  | 198  | 225  | 259  | 79   | 81                                 | 378                                   |
| 593            | sewing machine                                       | 21  | 46  | 27  | 62  | 58  | 87  | 67  | 122  | 137  | 126  | 208  | 227  | 97   | 98                                 | 374                                   |
| 594            | washing machine                                      | 0   | 0   | 0   | 0   | 8   | 7   | 10  | 28   | 65   | 115  | 124  | 175  | 42   | 42                                 | 228                                   |
| 595            | stove  | 342   | 282 | 422 | 509 | 668 | 676 | 747 | 832  | 740  | 838  | 788  | 782  | 661  | 741                                | 2627                                  |
| 596            | pressure cooker/pressure pan                         | 8   | 45  | 45  | 122 | 173 | 285 | 385 | 468  | 528  | 636  | 646  | 722  | 350  | 437                                | 1482                                  |
| 597            | refrigerator   | 0   | 2   | 4   | 35  | 46  | 77  | 106 | 186  | 312  | 414  | 448  | 565  | 181  | 183                                | 804                                   |
| 610            | bicycle  | 201   | 256 | 309 | 399 | 453 | 395 | 436 | 410  | 312  | 292  | 333  | 232  | 352  | 386                                | 1258                                  |
| 611            | motor cycle, scooter                                 | 0   | 8   | 5   | 43  | 59  | 109 | 148 | 190  | 333  | 440  | 454  | 474  | 191  | 206                                | 846                                   |
| 612            | motor car, jeep                                      | 0   | 0   | 0   | 1   | 0   | 16  | 2   | 2    | 6    | 20   | 28   | 54   | 9    | 784                                | 55                                    |
| 630            | clock, watch   | 332   | 359 | 416 | 445 | 503 | 594 | 604 | 597  | 623  | 712  | 710  | 745  | 565  | 1378                               | 2108                                  |

(Contd.)

NSS Report No. 461: Consumption of Some Important Commodities in India, 1999-2000

**Table 5U: Number per 1000 of households possessing specified durable goods in each MPCE class and average number possessed per 1000 households by State and UT**

| Arunachal Pradesh |  |   |     |     |     |     |     |     |      |      |      |      |      |      |                                    | Urban                                 |
|-------------------|--|---|-----|-----|-----|-----|-----|-----|------|------|------|------|------|------|------------------------------------|---------------------------------------|
| code              | item   | per 1000 no. of possessor households in MPCE class (Rs) |     |     |     |     |     |     |      |      |      |      |      |      | average no. possessed per 1000 hhs | no. of sample hhs reportig possession |
|                   |  | 000   | 300 | 350 | 425 | 500 | 575 | 665 | 775  | 915  | 1120 | 1500 | 1925 | all  |                                    |                                       |
| (1)               | (2)  | (3)   | (4) | (5) | (6) | (7) | (8) | (9) | (10) | (11) | (12) | (13) | (14) | (15) | (16)                               | (17)                                  |
| 550               | bedstead   | 132   | 0   | 136 | 155 | 225 | 130 | 95  | 90   | 47   | 437  | 107  | 227  | 157  | 414                                | 34                                    |
| 551               | almirah, dressing table                              | 0   | 0   | 0   | 69  | 69  | 58  | 55  | 44   | 0    | 195  | 107  | 227  | 67   | 104                                | 14                                    |
| 552               | chair, stool, bench, table                           | 370   | 0   | 136 | 106 | 175 | 88  | 95  | 121  | 0    | 344  | 138  | 378  | 148  | 992                                | 33                                    |
| 553               | suitcase, trunk, box, handbag and other travel goods | 132   | 0   | 136 | 155 | 225 | 124 | 95  | 121  | 47   | 371  | 107  | 254  | 155  | 770                                | 35                                    |
| 554               | foam, rubber cushion (dunlopillo type)               | 0   | 0   | 0   | 0   | 69  | 58  | 55  | 44   | 0    | 229  | 42   | 227  | 60   | 718                                | 13                                    |
| 555               | carpet, daree & other floor mattings                 | 0   | 0   | 0   | 69  | 69  | 58  | 55  | 44   | 0    | 130  | 0    | 208  | 54   | 78                                 | 11                                    |
| 556               | paintings, drawings, engravings etc.                 | 0   | 0   | 0   | 0   | 0   | 0   | 0   | 0    | 0    | 0    | 0    | 57   | 2    | 14                                 | 1                                     |
| 560               | gramophone & record player                           | 0   | 0   | 0   | 0   | 0   | 0   | 0   | 44   | 0    | 0    | 0    | 78   | 9    | 9                                  | 2                                     |
| 561               | radio  | 0   | 0   | 223 | 155 | 259 | 130 | 95  | 90   | 0    | 391  | 107  | 254  | 153  | 155                                | 35                                    |
| 562               | television   | 119   | 0   | 0   | 69  | 69  | 88  | 55  | 90   | 0    | 263  | 107  | 227  | 89   | 263                                | 20                                    |
| 563               | VCR/VCP  | 0   | 0   | 0   | 0   | 0   | 0   | 0   | 0    | 0    | 65   | 65   | 130  | 14   | 14                                 | 5                                     |
| 565               | tape recorder, CD player                             | 0   | 0   | 0   | 0   | 69  | 0   | 0   | 0    | 95   | 112  | 0    | 92   | 31   | 908                                | 6                                     |
| 590               | electric fan   | 119   | 0   | 89  | 69  | 209 | 88  | 55  | 90   | 0    | 263  | 107  | 280  | 111  | 516                                | 26                                    |
| 591               | air conditioner, air cooler                          | 0   | 0   | 0   | 0   | 0   | 0   | 0   | 0    | 0    | 0    | 0    | 0    | 0    | 0                                  | 0                                     |
| 593               | sewing machine                                       | 119   | 0   | 0   | 0   | 139 | 0   | 0   | 0    | 0    | 0    | 65   | 92   | 24   | 51                                 | 6                                     |
| 594               | washing machine                                      | 0   | 0   | 0   | 0   | 0   | 0   | 0   | 0    | 0    | 0    | 0    | 92   | 3    | 3                                  | 2                                     |
| 595               | stove  | 0   | 0   | 0   | 119 | 69  | 88  | 55  | 67   | 0    | 164  | 107  | 181  | 74   | 74                                 | 16                                    |
| 596               | pressure cooker/pressure pan                         | 119   | 0   | 89  | 69  | 139 | 58  | 55  | 44   | 30   | 195  | 107  | 378  | 93   | 334                                | 19                                    |
| 597               | refrigerator   | 0   | 0   | 0   | 0   | 69  | 0   | 0   | 0    | 0    | 65   | 0    | 181  | 19   | 19                                 | 5                                     |
| 610               | bicycle  | 0   | 0   | 89  | 69  | 139 | 0   | 8   | 44   | 0    | 176  | 42   | 0    | 56   | 69                                 | 10                                    |
| 611               | motor cycle, scooter                                 | 0   | 0   | 0   | 0   | 0   | 0   | 0   | 0    | 0    | 65   | 0    | 78   | 9    | 9                                  | 2                                     |
| 612               | motor car, jeep                                      | 0   | 0   | 0   | 0   | 0   | 0   | 0   | 0    | 0    | 65   | 0    | 0    | 7    | 7                                  | 1                                     |
| 630               | clock, watch   | 251   | 0   | 89  | 119 | 225 | 130 | 130 | 98   | 0    | 437  | 72   | 223  | 153  | 561                                | 34                                    |

(Contd.)

NSS Report No. 461: Consumption of Some Important Commodities in India, 1999-2000

**Table 5U: Number per 1000 of households possessing specified durable goods in each MPCE class and average number possessed per 1000 households by State and UT**

| Assam |  |   |     |     |     |     |     |     |      |      |      |      |      |      |                                    | Urban                                 |
|-------|--|---|-----|-----|-----|-----|-----|-----|------|------|------|------|------|------|------------------------------------|---------------------------------------|
| code  | item   | per 1000 no. of possessor households in MPCE class (Rs) |     |     |     |     |     |     |      |      |      |      |      |      | average no. possessed per 1000 hhs | no. of sample hhs reportig possession |
|       |  | 000   | 300 | 350 | 425 | 500 | 575 | 665 | 775  | 915  | 1120 | 1500 | 1925 | all  |                                    |                                       |
| (1)   | (2)  | (3)   | (4) | (5) | (6) | (7) | (8) | (9) | (10) | (11) | (12) | (13) | (14) | (15) | (16)                               | (17)                                  |
| 550   | bedstead   | 274   | 576 | 702 | 678 | 779 | 740 | 679 | 673  | 789  | 769  | 774  | 685  | 712  | 2133                               | 657                                   |
| 551   | almirah, dressing table                              | 29  | 375 | 517 | 541 | 651 | 624 | 550 | 489  | 633  | 561  | 574  | 625  | 553  | 1115                               | 486                                   |
| 552   | chair, stool, bench, table                           | 183   | 509 | 666 | 636 | 720 | 719 | 662 | 684  | 780  | 709  | 714  | 693  | 680  | 3619                               | 620                                   |
| 553   | suitcase, trunk, box, handbag and other travel goods | 94  | 552 | 605 | 685 | 747 | 660 | 679 | 662  | 729  | 714  | 741  | 682  | 671  | 2352                               | 617                                   |
| 554   | foam, rubber cushion (dunlopillo type)               | 0   | 0   | 11  | 57  | 81  | 123 | 172 | 56   | 180  | 182  | 467  | 456  | 150  | 690                                | 146                                   |
| 555   | carpet, daree & other floor mattings                 | 0   | 0   | 17  | 5   | 10  | 56  | 126 | 67   | 208  | 215  | 401  | 343  | 128  | 191                                | 110                                   |
| 556   | paintings, drawings, engravings etc.                 | 0   | 33  | 48  | 16  | 88  | 99  | 97  | 137  | 177  | 221  | 348  | 242  | 135  | 337                                | 121                                   |
| 560   | gramophone & record player                           | 0   | 0   | 0   | 0   | 0   | 0   | 18  | 0    | 17   | 15   | 102  | 54   | 15   | 15                                 | 17                                    |
| 561   | radio  | 50  | 92  | 435 | 425 | 575 | 544 | 429 | 429  | 531  | 517  | 442  | 523  | 464  | 464                                | 402                                   |
| 562   | television   | 6   | 51  | 109 | 274 | 288 | 363 | 402 | 389  | 579  | 496  | 640  | 624  | 396  | 397                                | 362                                   |
| 563   | VCR/VCP  | 0   | 0   | 0   | 18  | 33  | 27  | 14  | 29   | 53   | 53   | 125  | 226  | 47   | 47                                 | 34                                    |
| 565   | tape recorder, CD player                             | 0   | 0   | 92  | 108 | 244 | 185 | 214 | 226  | 328  | 342  | 525  | 454  | 247  | 248                                | 220                                   |
| 590   | electric fan   | 0   | 27  | 193 | 358 | 317 | 268 | 437 | 463  | 550  | 532  | 583  | 598  | 412  | 1133                               | 350                                   |
| 591   | air conditioner, air cooler                          | 0   | 0   | 0   | 0   | 0   | 0   | 0   | 0    | 0    | 0    | 9    | 21   | 2    | 2                                  | 2                                     |
| 593   | sewing machine                                       | 0   | 0   | 0   | 114 | 116 | 93  | 126 | 98   | 220  | 218  | 402  | 252  | 150  | 153                                | 132                                   |
| 594   | washing machine                                      | 0   | 0   | 0   | 13  | 0   | 0   | 9   | 18   | 13   | 43   | 35   | 141  | 24   | 25                                 | 20                                    |
| 595   | stove  | 0   | 135 | 183 | 417 | 351 | 307 | 350 | 359  | 472  | 395  | 500  | 481  | 366  | 445                                | 314                                   |
| 596   | pressure cooker/pressure pan                         | 0   | 21  | 70  | 258 | 271 | 213 | 247 | 310  | 496  | 430  | 560  | 535  | 322  | 513                                | 296                                   |
| 597   | refrigerator   | 0   | 0   | 0   | 1   | 56  | 15  | 42  | 84   | 224  | 232  | 473  | 378  | 130  | 136                                | 116                                   |
| 610   | bicycle  | 6   | 175 | 293 | 481 | 468 | 436 | 364 | 329  | 290  | 331  | 251  | 80   | 333  | 394                                | 279                                   |
| 611   | motor cycle, scooter                                 | 0   | 0   | 0   | 0   | 19  | 4   | 40  | 30   | 219  | 189  | 300  | 324  | 100  | 111                                | 87                                    |
| 612   | motor car, jeep                                      | 0   | 0   | 0   | 0   | 0   | 0   | 14  | 0    | 9    | 31   | 54   | 151  | 20   | 20                                 | 21                                    |
| 630   | clock, watch   | 75  | 202 | 390 | 274 | 410 | 472 | 429 | 430  | 461  | 561  | 513  | 485  | 429  | 1163                               | 405                                   |

(Contd.)

NSS Report No. 461: Consumption of Some Important Commodities in India, 1999-2000

**Table 5U: Number per 1000 of households possessing specified durable goods in each MPCE class and average number possessed per 1000 households by State and UT**

| Bihar |  |   |     |     |     |     |     |     |      |      |      |      |      |      |                                    | Urban                                 |
|-------|--|---|-----|-----|-----|-----|-----|-----|------|------|------|------|------|------|------------------------------------|---------------------------------------|
| code  | item   | per 1000 no. of possessor households in MPCE class (Rs) |     |     |     |     |     |     |      |      |      |      |      |      | average no. possessed per 1000 hhs | no. of sample hhs reportig possession |
|       |  | 000   | 300 | 350 | 425 | 500 | 575 | 665 | 775  | 915  | 1120 | 1500 | 1925 | all  |                                    |                                       |
| (1)   | (2)  | (3)   | (4) | (5) | (6) | (7) | (8) | (9) | (10) | (11) | (12) | (13) | (14) | (15) | (16)                               | (17)                                  |
| 550   | bedstead   | 906   | 934 | 943 | 913 | 950 | 977 | 903 | 966  | 944  | 952  | 902  | 964  | 937  | 2911                               | 2135                                  |
| 551   | almirah, dressing table                              | 225   | 375 | 312 | 482 | 553 | 691 | 672 | 680  | 676  | 668  | 852  | 794  | 530  | 966                                | 1210                                  |
| 552   | chair, stool, bench, table                           | 657   | 756 | 714 | 759 | 824 | 875 | 838 | 883  | 868  | 867  | 927  | 980  | 804  | 2877                               | 1850                                  |
| 553   | suitcase, trunk, box, handbag and other travel goods | 838   | 847 | 879 | 873 | 874 | 880 | 867 | 906  | 935  | 874  | 904  | 946  | 879  | 2963                               | 2013                                  |
| 554   | foam, rubber cushion (dunlopillo type)               | 13  | 65  | 30  | 64  | 54  | 92  | 105 | 205  | 257  | 282  | 347  | 322  | 121  | 357                                | 293                                   |
| 555   | carpet, daree & other floor mattings                 | 378   | 482 | 441 | 402 | 417 | 403 | 412 | 406  | 468  | 475  | 443  | 496  | 432  | 1064                               | 915                                   |
| 556   | paintings, drawings, engravings etc.                 | 21  | 93  | 29  | 62  | 60  | 60  | 71  | 168  | 201  | 209  | 306  | 361  | 107  | 321                                | 236                                   |
| 560   | gramophone & record player                           | 14  | 60  | 4   | 0   | 13  | 7   | 25  | 19   | 96   | 35   | 45   | 33   | 26   | 68                                 | 51                                    |
| 561   | radio  | 240   | 558 | 445 | 450 | 539 | 679 | 611 | 644  | 651  | 558  | 450  | 484  | 520  | 569                                | 1170                                  |
| 562   | television   | 92  | 180 | 236 | 357 | 470 | 637 | 627 | 655  | 567  | 598  | 648  | 720  | 433  | 452                                | 1017                                  |
| 563   | VCR/VCP  | 0   | 0   | 0   | 0   | 0   | 8   | 5   | 11   | 80   | 48   | 56   | 153  | 19   | 21                                 | 53                                    |
| 565   | tape recorder, CD player                             | 50  | 124 | 65  | 136 | 164 | 192 | 253 | 339  | 388  | 347  | 404  | 502  | 207  | 251                                | 448                                   |
| 590   | electric fan   | 132   | 242 | 276 | 376 | 436 | 488 | 545 | 621  | 625  | 709  | 776  | 898  | 451  | 1109                               | 1061                                  |
| 591   | air conditioner, air cooler                          | 3   | 0   | 2   | 2   | 4   | 33  | 15  | 117  | 119  | 158  | 267  | 300  | 56   | 74                                 | 134                                   |
| 593   | sewing machine                                       | 19  | 89  | 20  | 106 | 102 | 247 | 211 | 299  | 302  | 335  | 409  | 352  | 171  | 179                                | 407                                   |
| 594   | washing machine                                      | 0   | 0   | 0   | 0   | 0   | 7   | 17  | 11   | 92   | 59   | 192  | 308  | 32   | 34                                 | 94                                    |
| 595   | stove  | 283   | 450 | 455 | 382 | 511 | 582 | 543 | 512  | 605  | 501  | 439  | 401  | 470  | 504                                | 1045                                  |
| 596   | pressure cooker/pressure pan                         | 166   | 302 | 275 | 314 | 397 | 537 | 550 | 643  | 674  | 637  | 677  | 704  | 443  | 647                                | 974                                   |
| 597   | refrigerator   | 5   | 65  | 10  | 34  | 15  | 88  | 62  | 229  | 237  | 374  | 437  | 511  | 125  | 129                                | 286                                   |
| 610   | bicycle  | 342   | 569 | 515 | 576 | 655 | 564 | 623 | 472  | 536  | 347  | 422  | 292  | 509  | 556                                | 1140                                  |
| 611   | motor cycle, scooter                                 | 5   | 11  | 3   | 57  | 85  | 141 | 94  | 315  | 213  | 305  | 564  | 539  | 138  | 148                                | 349                                   |
| 612   | motor car, jeep                                      | 0   | 6   | 3   | 0   | 4   | 29  | 0   | 20   | 90   | 28   | 120  | 173  | 25   | 27                                 | 64                                    |
| 630   | clock, watch   | 282   | 449 | 370 | 350 | 508 | 455 | 486 | 476  | 562  | 489  | 611  | 711  | 449  | 1016                               | 1066                                  |

(Contd.)

NSS Report No. 461: Consumption of Some Important Commodities in India, 1999-2000

**Table 5U: Number per 1000 of households possessing specified durable goods in each MPCE class and average number possessed per 1000 households by State and UT**

| Goa  |  |   |           |           |           |           |           |           |           |            |             |             |             |      |                                    | Urban                                 |
|------|--|---|-----------|-----------|-----------|-----------|-----------|-----------|-----------|------------|-------------|-------------|-------------|------|------------------------------------|---------------------------------------|
| code | item   | per 1000 no. of possessor households in MPCE class (Rs) |           |           |           |           |           |           |           |            |             |             |             |      | average no. possessed per 1000 hhs | no. of sample hhs reportig possession |
|      |  | 000 - 300   | 300 - 350 | 350 - 425 | 425 - 500 | 500 - 575 | 575 - 665 | 665 - 775 | 775 - 915 | 915 - 1120 | 1120 - 1500 | 1500 - 1925 | 1925 - more | all  |                                    |                                       |
| (1)  | (2)  | (3)   | (4)       | (5)       | (6)       | (7)       | (8)       | (9)       | (10)      | (11)       | (12)        | (13)        | (14)        | (15) | (16)                               | (17)                                  |
| 550  | bedstead   | 1000  | 0         | 378       | 533       | 651       | 716       | 590       | 599       | 795        | 674         | 606         | 785         | 677  | 1240                               | 196                                   |
| 551  | almirah, dressing table                              | 0   | 0         | 291       | 533       | 542       | 176       | 590       | 422       | 719        | 580         | 639         | 631         | 558  | 937                                | 167                                   |
| 552  | chair, stool, bench, table                           | 1000  | 0         | 378       | 739       | 852       | 975       | 776       | 678       | 840        | 823         | 727         | 855         | 792  | 4577                               | 226                                   |
| 553  | suitcase, trunk, box, handbag and other travel goods | 0   | 0         | 492       | 723       | 962       | 908       | 863       | 588       | 907        | 933         | 852         | 924         | 843  | 2394                               | 232                                   |
| 554  | foam, rubber cushion (dunlopillo type)               | 0   | 0         | 0         | 0         | 0         | 0         | 0         | 0         | 38         | 88          | 233         | 131         | 74   | 236                                | 25                                    |
| 555  | carpet, daree & other floor mattings                 | 0   | 0         | 335       | 195       | 336       | 392       | 461       | 463       | 238        | 438         | 335         | 264         | 357  | 796                                | 92                                    |
| 556  | paintings, drawings, engravings etc.                 | 0   | 0         | 0         | 0         | 0         | 0         | 30        | 55        | 120        | 86          | 84          | 169         | 82   | 170                                | 23                                    |
| 560  | gramophone & record player                           | 0   | 0         | 0         | 0         | 0         | 0         | 0         | 0         | 0          | 0           | 3           | 0           | 0    | 0                                  | 1                                     |
| 561  | radio  | 0   | 0         | 0         | 163       | 239       | 193       | 188       | 264       | 273        | 292         | 341         | 363         | 274  | 274                                | 79                                    |
| 562  | television   | 0   | 0         | 291       | 408       | 577       | 744       | 541       | 442       | 757        | 659         | 635         | 779         | 636  | 637                                | 185                                   |
| 563  | VCR/VCP  | 0   | 0         | 0         | 0         | 0         | 0         | 0         | 58        | 11         | 41          | 184         | 99          | 57   | 57                                 | 22                                    |
| 565  | tape recorder, CD player                             | 0   | 0         | 87        | 533       | 604       | 604       | 404       | 330       | 501        | 545         | 364         | 409         | 443  | 443                                | 136                                   |
| 590  | electric fan   | 0   | 0         | 291       | 533       | 686       | 856       | 545       | 698       | 834        | 834         | 859         | 830         | 768  | 1613                               | 220                                   |
| 591  | air conditioner, air cooler                          | 0   | 0         | 0         | 0         | 0         | 0         | 0         | 0         | 0          | 0           | 3           | 110         | 16   | 16                                 | 4                                     |
| 593  | sewing machine                                       | 0   | 0         | 0         | 257       | 288       | 223       | 144       | 224       | 375        | 253         | 391         | 296         | 276  | 305                                | 81                                    |
| 594  | washing machine                                      | 0   | 0         | 0         | 0         | 82        | 0         | 54        | 0         | 64         | 125         | 237         | 197         | 102  | 102                                | 38                                    |
| 595  | stove  | 1000  | 0         | 827       | 642       | 775       | 897       | 767       | 714       | 700        | 773         | 694         | 599         | 726  | 793                                | 198                                   |
| 596  | pressure cooker/pressure pan                         | 0   | 0         | 0         | 277       | 391       | 457       | 260       | 460       | 640        | 666         | 592         | 665         | 541  | 685                                | 155                                   |
| 597  | refrigerator   | 0   | 0         | 0         | 403       | 206       | 0         | 116       | 83        | 391        | 327         | 518         | 526         | 307  | 327                                | 93                                    |
| 610  | bicycle  | 0   | 0         | 0         | 304       | 316       | 354       | 325       | 416       | 369        | 338         | 276         | 94          | 298  | 340                                | 87                                    |
| 611  | motor cycle, scooter                                 | 0   | 0         | 0         | 277       | 253       | 180       | 142       | 149       | 323        | 294         | 420         | 508         | 296  | 336                                | 102                                   |
| 612  | motor car, jeep                                      | 0   | 0         | 0         | 0         | 0         | 0         | 17        | 0         | 31         | 18          | 67          | 102         | 34   | 35                                 | 13                                    |
| 630  | clock, watch   | 0   | 0         | 291       | 739       | 852       | 937       | 770       | 653       | 842        | 907         | 860         | 798         | 805  | 2707                               | 228                                   |

(Contd.)

NSS Report No. 461: Consumption of Some Important Commodities in India, 1999-2000

**Table 5U: Number per 1000 of households possessing specified durable goods in each MPCE class and average number possessed per 1000 households by State and UT**

| Gujarat |  |   |     |     |     |     |     |     |      |      |      |      |      |      |                                    | Urban                                 |
|---------|--|---|-----|-----|-----|-----|-----|-----|------|------|------|------|------|------|------------------------------------|---------------------------------------|
| code    | item   | per 1000 no. of possessor households in MPCE class (Rs) |     |     |     |     |     |     |      |      |      |      |      |      | average no. possessed per 1000 hhs | no. of sample hhs reportig possession |
|         |  | 000   | 300 | 350 | 425 | 500 | 575 | 665 | 775  | 915  | 1120 | 1500 | 1925 | all  |                                    |                                       |
| (1)     | (2)  | (3)   | (4) | (5) | (6) | (7) | (8) | (9) | (10) | (11) | (12) | (13) | (14) | (15) | (16)                               | (17)                                  |
| 550     | bedstead   | 667   | 814 | 884 | 880 | 915 | 917 | 935 | 954  | 958  | 916  | 937  | 947  | 924  | 2208                               | 2541                                  |
| 551     | almirah, dressing table                              | 222   | 190 | 501 | 452 | 593 | 625 | 719 | 755  | 826  | 767  | 812  | 923  | 701  | 1118                               | 1993                                  |
| 552     | chair, stool, bench, table                           | 607   | 595 | 686 | 732 | 766 | 710 | 777 | 866  | 901  | 861  | 883  | 965  | 818  | 2896                               | 2273                                  |
| 553     | suitcase, trunk, box, handbag and other travel goods | 574   | 784 | 871 | 877 | 927 | 897 | 915 | 930  | 932  | 919  | 904  | 930  | 910  | 2871                               | 2494                                  |
| 554     | foam, rubber cushion (dunlopillo type)               | 0   | 0   | 2   | 4   | 15  | 17  | 23  | 21   | 43   | 67   | 135  | 158  | 45   | 92                                 | 168                                   |
| 555     | carpet, daree & other floor mattings                 | 34  | 141 | 128 | 191 | 230 | 162 | 152 | 149  | 207  | 177  | 172  | 327  | 186  | 381                                | 523                                   |
| 556     | paintings, drawings, engravings etc.                 | 115   | 49  | 145 | 147 | 155 | 133 | 126 | 122  | 129  | 161  | 157  | 177  | 141  | 420                                | 424                                   |
| 560     | gramophone & record player                           | 0   | 0   | 0   | 8   | 0   | 0   | 6   | 2    | 7    | 1    | 9    | 0    | 3    | 3                                  | 13                                    |
| 561     | radio  | 73  | 103 | 176 | 179 | 198 | 232 | 231 | 253  | 196  | 266  | 338  | 305  | 234  | 236                                | 699                                   |
| 562     | television   | 409   | 222 | 454 | 482 | 535 | 669 | 651 | 712  | 823  | 759  | 789  | 904  | 684  | 691                                | 1874                                  |
| 563     | VCR/VCP  | 0   | 0   | 0   | 0   | 10  | 6   | 1   | 9    | 32   | 41   | 114  | 191  | 34   | 35                                 | 95                                    |
| 565     | tape recorder, CD player                             | 179   | 90  | 250 | 250 | 266 | 340 | 386 | 491  | 454  | 583  | 653  | 672  | 437  | 439                                | 1172                                  |
| 590     | electric fan   | 473   | 492 | 705 | 702 | 790 | 865 | 860 | 889  | 917  | 901  | 930  | 922  | 853  | 1709                               | 2348                                  |
| 591     | air conditioner, air cooler                          | 0   | 0   | 0   | 0   | 1   | 7   | 0   | 21   | 45   | 52   | 121  | 306  | 46   | 56                                 | 128                                   |
| 593     | sewing machine                                       | 83  | 21  | 39  | 98  | 112 | 132 | 178 | 153  | 166  | 167  | 187  | 185  | 147  | 154                                | 400                                   |
| 594     | washing machine                                      | 0   | 0   | 0   | 3   | 0   | 2   | 12  | 46   | 64   | 107  | 283  | 450  | 82   | 83                                 | 249                                   |
| 595     | stove  | 610   | 669 | 784 | 772 | 828 | 838 | 790 | 738  | 680  | 697  | 512  | 460  | 717  | 883                                | 1980                                  |
| 596     | pressure cooker/pressure pan                         | 249   | 519 | 486 | 597 | 690 | 710 | 731 | 741  | 791  | 768  | 757  | 786  | 718  | 1042                               | 2052                                  |
| 597     | refrigerator   | 0   | 12  | 10  | 31  | 80  | 124 | 216 | 300  | 395  | 554  | 721  | 746  | 323  | 326                                | 926                                   |
| 610     | bicycle  | 278   | 313 | 477 | 439 | 585 | 547 | 561 | 508  | 466  | 416  | 386  | 309  | 472  | 546                                | 1219                                  |
| 611     | motor cycle, scooter                                 | 0   | 4   | 31  | 43  | 37  | 134 | 194 | 282  | 382  | 533  | 686  | 805  | 313  | 371                                | 898                                   |
| 612     | motor car, jeep                                      | 0   | 0   | 0   | 0   | 0   | 0   | 4   | 3    | 4    | 33   | 91   | 280  | 32   | 33                                 | 105                                   |
| 630     | clock, watch   | 617   | 537 | 719 | 719 | 781 | 733 | 798 | 828  | 761  | 774  | 760  | 838  | 770  | 2064                               | 2116                                  |

(Contd.)

NSS Report No. 461: Consumption of Some Important Commodities in India, 1999-2000



**Table 5U: Number per 1000 of households possessing specified durable goods in each MPCE class and average number possessed per 1000 households by State and UT**

| Haryana |  |   |      |      |      |     |      |      |      |      |      |      |      |      |                                    | Urban                                 |
|---------|--|---|------|------|------|-----|------|------|------|------|------|------|------|------|------------------------------------|---------------------------------------|
| code    | item   | per 1000 no. of possessor households in MPCE class (Rs) |      |      |      |     |      |      |      |      |      |      |      |      | average no. possessed per 1000 hhs | no. of sample hhs reportig possession |
|         |  | 000   | 300  | 350  | 425  | 500 | 575  | 665  | 775  | 915  | 1120 | 1500 | 1925 | all  |                                    |                                       |
| (1)     | (2)  | (3)   | (4)  | (5)  | (6)  | (7) | (8)  | (9)  | (10) | (11) | (12) | (13) | (14) | (15) | (16)                               | (17)                                  |
| 550     | bedstead   | 1000  | 1000 | 1000 | 1000 | 980 | 1000 | 1000 | 928  | 951  | 979  | 986  | 992  | 976  | 4067                               | 739                                   |
| 551     | almirah, dressing table                              | 0   | 161  | 201  | 189  | 370 | 399  | 595  | 554  | 529  | 503  | 724  | 705  | 486  | 936                                | 444                                   |
| 552     | chair, stool, bench, table                           | 143   | 507  | 428  | 600  | 694 | 709  | 762  | 739  | 581  | 629  | 880  | 892  | 673  | 3102                               | 594                                   |
| 553     | suitcase, trunk, box, handbag and other travel goods | 825   | 1000 | 996  | 901  | 974 | 960  | 864  | 909  | 886  | 944  | 862  | 788  | 908  | 3194                               | 692                                   |
| 554     | foam, rubber cushion (dunlopillo type)               | 0   | 0    | 217  | 138  | 209 | 239  | 193  | 263  | 221  | 321  | 501  | 603  | 280  | 2188                               | 238                                   |
| 555     | carpet, daree & other floor mattings                 | 130   | 105  | 207  | 308  | 397 | 317  | 355  | 417  | 383  | 421  | 485  | 629  | 392  | 1619                               | 274                                   |
| 556     | paintings, drawings, engravings etc.                 | 0   | 0    | 136  | 96   | 160 | 130  | 48   | 150  | 112  | 122  | 181  | 212  | 128  | 529                                | 116                                   |
| 560     | gramophone & record player                           | 0   | 0    | 0    | 0    | 0   | 5    | 0    | 3    | 0    | 0    | 6    | 3    | 1    | 2                                  | 5                                     |
| 561     | radio  | 73  | 0    | 148  | 217  | 504 | 230  | 304  | 273  | 210  | 400  | 331  | 335  | 297  | 298                                | 212                                   |
| 562     | television   | 211   | 228  | 628  | 434  | 642 | 630  | 756  | 800  | 786  | 547  | 775  | 759  | 669  | 703                                | 581                                   |
| 563     | VCR/VCP  | 0   | 0    | 0    | 0    | 0   | 5    | 0    | 0    | 20   | 26   | 98   | 87   | 21   | 22                                 | 26                                    |
| 565     | tape recorder, CD player                             | 0   | 228  | 212  | 81   | 190 | 149  | 306  | 323  | 380  | 350  | 563  | 468  | 309  | 314                                | 278                                   |
| 590     | electric fan   | 181   | 732  | 789  | 642  | 964 | 845  | 860  | 840  | 769  | 799  | 909  | 982  | 821  | 1770                               | 662                                   |
| 591     | air conditioner, air cooler                          | 0   | 0    | 133  | 142  | 191 | 190  | 363  | 459  | 418  | 440  | 698  | 695  | 381  | 563                                | 369                                   |
| 593     | sewing machine                                       | 0   | 605  | 214  | 200  | 630 | 478  | 664  | 575  | 552  | 506  | 638  | 570  | 516  | 542                                | 468                                   |
| 594     | washing machine                                      | 0   | 0    | 0    | 0    | 21  | 46   | 125  | 168  | 149  | 224  | 423  | 470  | 167  | 174                                | 186                                   |
| 595     | stove  | 462   | 732  | 607  | 715  | 660 | 708  | 635  | 633  | 705  | 705  | 668  | 682  | 672  | 736                                | 487                                   |
| 596     | pressure cooker/pressure pan                         | 73  | 105  | 357  | 327  | 524 | 684  | 868  | 774  | 718  | 573  | 822  | 598  | 631  | 806                                | 551                                   |
| 597     | refrigerator   | 0   | 0    | 17   | 25   | 101 | 284  | 429  | 505  | 436  | 452  | 605  | 516  | 367  | 382                                | 376                                   |
| 610     | bicycle  | 384   | 388  | 419  | 509  | 465 | 607  | 585  | 562  | 484  | 427  | 610  | 611  | 515  | 597                                | 422                                   |
| 611     | motor cycle, scooter                                 | 0   | 0    | 0    | 27   | 23  | 87   | 158  | 185  | 315  | 318  | 531  | 486  | 227  | 252                                | 238                                   |
| 612     | motor car, jeep                                      | 0   | 0    | 0    | 0    | 0   | 0    | 0    | 42   | 12   | 41   | 97   | 156  | 34   | 34                                 | 47                                    |
| 630     | clock, watch   | 249   | 772  | 653  | 467  | 482 | 628  | 792  | 686  | 684  | 684  | 755  | 497  | 639  | 1750                               | 535                                   |

(Contd.)

NSS Report No. 461: Consumption of Some Important Commodities in India, 1999-2000

**Table 5U: Number per 1000 of households possessing specified durable goods in each MPCE class and average number possessed per 1000 households by State and UT**

| Himachal Pradesh |  |   |           |           |           |           |           |           |           |            |             |             |             |      |                                    | Urban                                 |
|------------------|--|---|-----------|-----------|-----------|-----------|-----------|-----------|-----------|------------|-------------|-------------|-------------|------|------------------------------------|---------------------------------------|
| code             | item   | per 1000 no. of possessor households in MPCE class (Rs) |           |           |           |           |           |           |           |            |             |             |             |      | average no. possessed per 1000 hhs | no. of sample hhs reportig possession |
|                  |  | 000 - 300   | 300 - 350 | 350 - 425 | 425 - 500 | 500 - 575 | 575 - 665 | 665 - 775 | 775 - 915 | 915 - 1120 | 1120 - 1500 | 1500 - 1925 | 1925 - more | all  |                                    |                                       |
| (1)              | (2)  | (3)   | (4)       | (5)       | (6)       | (7)       | (8)       | (9)       | (10)      | (11)       | (12)        | (13)        | (14)        | (15) | (16)                               | (17)                                  |
| 550              | bedstead   | 0   | 859       | 1000      | 945       | 1000      | 927       | 923       | 777       | 358        | 928         | 924         | 875         | 757  | 2660                               | 868                                   |
| 551              | almirah, dressing table                              | 0   | 175       | 365       | 237       | 397       | 399       | 537       | 495       | 247        | 614         | 600         | 699         | 488  | 880                                | 585                                   |
| 552              | chair, stool, bench, table                           | 0   | 825       | 629       | 790       | 955       | 843       | 841       | 613       | 292        | 787         | 766         | 846         | 657  | 3452                               | 773                                   |
| 553              | suitcase, trunk, box, handbag and other travel goods | 0   | 1000      | 1000      | 1000      | 1000      | 862       | 949       | 793       | 382        | 910         | 929         | 962         | 779  | 2773                               | 879                                   |
| 554              | foam, rubber cushion (dunlopillo type)               | 0   | 0         | 0         | 33        | 12        | 0         | 222       | 174       | 123        | 338         | 377         | 493         | 257  | 1069                               | 254                                   |
| 555              | carpet, daree & other floor mattings                 | 0   | 0         | 176       | 117       | 124       | 158       | 147       | 277       | 95         | 221         | 362         | 509         | 250  | 496                                | 271                                   |
| 556              | paintings, drawings, engravings etc.                 | 0   | 0         | 0         | 0         | 0         | 0         | 18        | 69        | 35         | 104         | 198         | 291         | 112  | 208                                | 121                                   |
| 560              | gramophone & record player                           | 0   | 0         | 0         | 0         | 65        | 0         | 5         | 0         | 41         | 62          | 19          | 49          | 34   | 35                                 | 31                                    |
| 561              | radio  | 0   | 395       | 359       | 658       | 236       | 450       | 376       | 318       | 141        | 471         | 365         | 449         | 342  | 351                                | 353                                   |
| 562              | television   | 0   | 624       | 761       | 583       | 824       | 683       | 811       | 685       | 329        | 718         | 695         | 728         | 616  | 648                                | 749                                   |
| 563              | VCR/VCP  | 0   | 110       | 0         | 0         | 63        | 32        | 25        | 14        | 15         | 63          | 97          | 182         | 67   | 67                                 | 62                                    |
| 565              | tape recorder, CD player                             | 0   | 484       | 270       | 248       | 504       | 267       | 438       | 522       | 160        | 510         | 550         | 613         | 421  | 446                                | 512                                   |
| 590              | electric fan   | 0   | 482       | 709       | 705       | 698       | 630       | 575       | 436       | 148        | 462         | 438         | 574         | 422  | 898                                | 390                                   |
| 591              | air conditioner, air cooler                          | 0   | 0         | 176       | 66        | 28        | 28        | 58        | 37        | 27         | 52          | 12          | 107         | 49   | 56                                 | 57                                    |
| 593              | sewing machine                                       | 0   | 479       | 678       | 701       | 877       | 530       | 460       | 493       | 198        | 457         | 427         | 429         | 404  | 433                                | 475                                   |
| 594              | washing machine                                      | 0   | 0         | 176       | 0         | 45        | 74        | 54        | 94        | 82         | 204         | 275         | 374         | 178  | 180                                | 221                                   |
| 595              | stove  | 0   | 772       | 700       | 750       | 955       | 766       | 636       | 509       | 209        | 438         | 399         | 217         | 390  | 403                                | 401                                   |
| 596              | pressure cooker/pressure pan                         | 0   | 656       | 825       | 769       | 859       | 834       | 853       | 698       | 306        | 826         | 805         | 709         | 655  | 1179                               | 781                                   |
| 597              | refrigerator   | 0   | 0         | 373       | 220       | 84        | 209       | 216       | 334       | 146        | 405         | 382         | 471         | 306  | 881                                | 380                                   |
| 610              | bicycle  | 0   | 86        | 408       | 160       | 67        | 81        | 138       | 42        | 19         | 57          | 31          | 46          | 53   | 59                                 | 46                                    |
| 611              | motor cycle, scooter                                 | 0   | 0         | 176       | 0         | 0         | 0         | 101       | 100       | 28         | 191         | 172         | 254         | 126  | 133                                | 125                                   |
| 612              | motor car, jeep                                      | 0   | 0         | 0         | 0         | 0         | 0         | 9         | 11        | 3          | 18          | 138         | 186         | 57   | 58                                 | 55                                    |
| 630              | clock, watch   | 0   | 570       | 518       | 624       | 613       | 720       | 652       | 612       | 288        | 802         | 785         | 806         | 624  | 1826                               | 740                                   |

(Contd.)

NSS Report No. 461: Consumption of Some Important Commodities in India, 1999-2000

**Table 5U: Number per 1000 of households possessing specified durable goods in each MPCE class and average number possessed per 1000 households by State and UT**

| Jammu & Kashmir |  |   |           |           |           |           |           |           |           |            |             |             |             |      |                                    | Urban                                 |
|-----------------|--|---|-----------|-----------|-----------|-----------|-----------|-----------|-----------|------------|-------------|-------------|-------------|------|------------------------------------|---------------------------------------|
| code            | item   | per 1000 no. of possessor households in MPCE class (Rs) |           |           |           |           |           |           |           |            |             |             |             |      | average no. possessed per 1000 hhs | no. of sample hhs reportig possession |
|                 |  | 000 - 300   | 300 - 350 | 350 - 425 | 425 - 500 | 500 - 575 | 575 - 665 | 665 - 775 | 775 - 915 | 915 - 1120 | 1120 - 1500 | 1500 - 1925 | 1925 - more | all  |                                    |                                       |
| (1)             | (2)  | (3)   | (4)       | (5)       | (6)       | (7)       | (8)       | (9)       | (10)      | (11)       | (12)        | (13)        | (14)        | (15) | (16)                               | (17)                                  |
| 550             | bedstead   | 0   | 0         | 629       | 311       | 455       | 349       | 377       | 316       | 437        | 725         | 809         | 799         | 486  | 1855                               | 597                                   |
| 551             | almirah, dressing table                              | 0   | 0         | 226       | 67        | 128       | 175       | 235       | 193       | 283        | 605         | 632         | 572         | 321  | 623                                | 404                                   |
| 552             | chair, stool, bench, table                           | 0   | 0         | 252       | 160       | 212       | 218       | 308       | 287       | 364        | 665         | 724         | 737         | 402  | 1919                               | 497                                   |
| 553             | suitcase, trunk, box, handbag and other travel goods | 0   | 96        | 806       | 303       | 341       | 355       | 371       | 339       | 457        | 754         | 818         | 805         | 495  | 2407                               | 604                                   |
| 554             | foam, rubber cushion (dunlopillo type)               | 0   | 0         | 60        | 11        | 50        | 35        | 92        | 91        | 95         | 213         | 360         | 290         | 130  | 309                                | 153                                   |
| 555             | carpet, daree & other floor mattings                 | 0   | 0         | 70        | 59        | 114       | 85        | 119       | 213       | 253        | 375         | 437         | 415         | 234  | 499                                | 279                                   |
| 556             | paintings, drawings, engravings etc.                 | 0   | 0         | 0         | 67        | 20        | 49        | 88        | 67        | 139        | 236         | 347         | 297         | 137  | 428                                | 156                                   |
| 560             | gramophone & record player                           | 0   | 0         | 0         | 17        | 0         | 0         | 0         | 0         | 0          | 11          | 6           | 9           | 3    | 3                                  | 5                                     |
| 561             | radio  | 0   | 0         | 96        | 194       | 200       | 185       | 261       | 270       | 289        | 509         | 613         | 512         | 330  | 339                                | 395                                   |
| 562             | television   | 0   | 0         | 298       | 160       | 331       | 292       | 306       | 300       | 392        | 672         | 689         | 682         | 419  | 445                                | 521                                   |
| 563             | VCR/VCP  | 0   | 0         | 0         | 0         | 0         | 0         | 9         | 15        | 2          | 46          | 96          | 59          | 22   | 22                                 | 25                                    |
| 565             | tape recorder, CD player                             | 0   | 0         | 0         | 72        | 143       | 72        | 151       | 143       | 222        | 372         | 482         | 420         | 223  | 225                                | 281                                   |
| 590             | electric fan   | 0   | 0         | 185       | 270       | 355       | 286       | 342       | 337       | 382        | 693         | 752         | 783         | 446  | 1067                               | 551                                   |
| 591             | air conditioner, air cooler                          | 0   | 0         | 0         | 86        | 120       | 129       | 166       | 134       | 216        | 493         | 576         | 587         | 260  | 373                                | 314                                   |
| 593             | sewing machine                                       | 0   | 0         | 0         | 131       | 257       | 179       | 204       | 167       | 268        | 522         | 455         | 523         | 288  | 304                                | 364                                   |
| 594             | washing machine                                      | 0   | 0         | 0         | 0         | 10        | 6         | 19        | 14        | 49         | 237         | 405         | 263         | 96   | 97                                 | 106                                   |
| 595             | stove  | 0   | 0         | 253       | 259       | 310       | 263       | 353       | 338       | 390        | 462         | 496         | 493         | 375  | 419                                | 475                                   |
| 596             | pressure cooker/pressure pan                         | 0   | 0         | 149       | 146       | 268       | 295       | 292       | 305       | 429        | 679         | 668         | 762         | 422  | 619                                | 534                                   |
| 597             | refrigerator   | 0   | 0         | 0         | 11        | 50        | 85        | 130       | 149       | 237        | 536         | 585         | 624         | 260  | 267                                | 316                                   |
| 610             | bicycle  | 0   | 0         | 23        | 17        | 37        | 64        | 66        | 27        | 66         | 99          | 42          | 28          | 55   | 57                                 | 74                                    |
| 611             | motor cycle, scooter                                 | 0   | 0         | 0         | 0         | 10        | 21        | 9         | 19        | 87         | 317         | 257         | 374         | 110  | 116                                | 146                                   |
| 612             | motor car, jeep                                      | 0   | 0         | 0         | 0         | 3         | 0         | 6         | 0         | 0          | 24          | 79          | 95          | 15   | 16                                 | 21                                    |
| 630             | clock, watch   | 0   | 0         | 305       | 303       | 338       | 308       | 355       | 359       | 407        | 629         | 737         | 689         | 445  | 1274                               | 532                                   |

(Contd.)

NSS Report No. 461: Consumption of Some Important Commodities in India, 1999-2000

**Table 5U: Number per 1000 of households possessing specified durable goods in each MPCE class and average number possessed per 1000 households by State and UT**

| Karnataka |  | Urban   |             |             |             |             |             |             |             |              |               |               |               |      |   |  |
|-----------|--|---|-------------|-------------|-------------|-------------|-------------|-------------|-------------|--------------|---------------|---------------|---------------|------|---|--|
| code      | item   | per 1000 no. of possessor households in MPCE class (Rs) |             |             |             |             |             |             |             |              |               |               |               |      | average<br>no. poss<br>-essed<br>per<br>1000<br>hhs | no. of<br>sample<br>hhs<br>reportig<br>possessi-<br>on |
|           |  | 000<br>-300   | 300<br>-350 | 350<br>-425 | 425<br>-500 | 500<br>-575 | 575<br>-665 | 665<br>-775 | 775<br>-915 | 915<br>-1120 | 1120<br>-1500 | 1500<br>-1925 | 1925<br>-more | all  |   |  |
| (1)       | (2)  | (3)   | (4)         | (5)         | (6)         | (7)         | (8)         | (9)         | (10)        | (11)         | (12)          | (13)          | (14)          | (15) | (16)  | (17)   |
| 550       | bedstead   | 470   | 443         | 392         | 463         | 625         | 579         | 700         | 635         | 743          | 831           | 881           | 854           | 686  | 1134  | 1633   |
| 551       | almirah, dressing table                              | 101   | 237         | 316         | 360         | 518         | 474         | 645         | 670         | 742          | 760           | 765           | 741           | 608  | 965   | 1484   |
| 552       | chair, stool, bench, table                           | 326   | 559         | 662         | 662         | 791         | 817         | 833         | 891         | 897          | 865           | 884           | 882           | 814  | 3387  | 2001   |
| 553       | suitcase, trunk, box, handbag and other travel goods | 701   | 983         | 755         | 835         | 885         | 862         | 890         | 914         | 891          | 905           | 962           | 914           | 885  | 2948  | 2189   |
| 554       | foam, rubber cushion (dunlopillo type)               | 0   | 15          | 34          | 29          | 56          | 48          | 76          | 86          | 174          | 155           | 396           | 357           | 141  | 431   | 317  |
| 555       | carpet, daree & other floor mattings                 | 85  | 46          | 184         | 211         | 204         | 251         | 174         | 244         | 359          | 337           | 517           | 358           | 283  | 772   | 602  |
| 556       | paintings, drawings, engravings etc.                 | 0   | 0           | 5           | 5           | 31          | 8           | 63          | 11          | 131          | 82            | 118           | 149           | 64   | 143   | 147  |
| 560       | gramophone & record player                           | 0   | 0           | 11          | 11          | 27          | 18          | 13          | 12          | 15           | 12            | 20            | 5             | 13   | 13  | 35   |
| 561       | radio  | 273   | 274         | 411         | 411         | 374         | 397         | 410         | 386         | 456          | 382           | 401           | 300           | 387  | 387   | 1024   |
| 562       | television   | 76  | 198         | 315         | 358         | 522         | 645         | 723         | 681         | 786          | 790           | 809           | 733           | 644  | 645   | 1555   |
| 563       | VCR/VCP  | 9   | 0           | 0           | 1           | 19          | 10          | 26          | 13          | 37           | 55            | 160           | 267           | 58   | 59  | 138  |
| 565       | tape recorder, CD player                             | 13  | 53          | 130         | 155         | 273         | 304         | 420         | 299         | 421          | 442           | 480           | 546           | 352  | 352   | 882  |
| 590       | electric fan   | 98  | 128         | 325         | 321         | 458         | 557         | 639         | 679         | 771          | 811           | 816           | 899           | 638  | 1221  | 1501   |
| 591       | air conditioner, air cooler                          | 0   | 0           | 0           | 0           | 7           | 0           | 14          | 21          | 9            | 23            | 8             | 31            | 12   | 13  | 40   |
| 593       | sewing machine                                       | 41  | 13          | 82          | 46          | 82          | 63          | 127         | 124         | 216          | 176           | 139           | 181           | 129  | 137   | 330  |
| 594       | washing machine                                      | 0   | 17          | 0           | 14          | 22          | 7           | 22          | 33          | 53           | 135           | 166           | 282           | 78   | 78  | 192  |
| 595       | stove  | 294   | 517         | 629         | 633         | 737         | 757         | 772         | 825         | 859          | 784           | 825           | 733           | 750  | 937   | 1825   |
| 596       | pressure cooker/pressure pan                         | 49  | 16          | 184         | 145         | 328         | 390         | 513         | 520         | 608          | 624           | 710           | 570           | 470  | 643   | 1138   |
| 597       | refrigerator   | 0   | 7           | 4           | 17          | 64          | 60          | 88          | 145         | 297          | 274           | 532           | 468           | 203  | 203   | 453  |
| 610       | bicycle  | 191   | 178         | 158         | 248         | 253         | 284         | 266         | 296         | 305          | 182           | 188           | 136           | 230  | 261   | 591  |
| 611       | motor cycle, scooter                                 | 0   | 0           | 19          | 21          | 79          | 91          | 116         | 246         | 266          | 328           | 448           | 456           | 218  | 263   | 531  |
| 612       | motor car, jeep                                      | 0   | 0           | 0           | 0           | 0           | 0           | 9           | 1           | 2            | 52            | 102           | 157           | 33   | 34  | 69   |
| 630       | clock, watch   | 239   | 431         | 622         | 511         | 656         | 664         | 699         | 722         | 752          | 754           | 790           | 760           | 687  | 2048  | 1642   |

(Contd.)

NSS Report No. 461: Consumption of Some Important Commodities in India, 1999-2000

**Table 5U: Number per 1000 of households possessing specified durable goods in each MPCE class and average number possessed per 1000 households by State and UT**

| Kerala |  |   |     |     |     |     |     |     |      |      |      |      |      |      |                                    | Urban                                  |
|--------|--|---|-----|-----|-----|-----|-----|-----|------|------|------|------|------|------|------------------------------------|--|
| code   | item   | per 1000 no. of possessor households in MPCE class (Rs) |     |     |     |     |     |     |      |      |      |      |      |      | average no. possessed per 1000 hhs | no. of sample hhs reporting possession |
|        |  | 000   | 300 | 350 | 425 | 500 | 575 | 665 | 775  | 915  | 1120 | 1500 | 1925 | all  |                                    |  |
| (1)    | (2)  | (3)   | (4) | (5) | (6) | (7) | (8) | (9) | (10) | (11) | (12) | (13) | (14) | (15) | (16)                               | (17)                                   |
| 550    | bedstead   | 761   | 916 | 866 | 960 | 853 | 939 | 897 | 889  | 890  | 927  | 939  | 916  | 906  | 2372                               | 1843                                   |
| 551    | almirah, dressing table                              | 462   | 410 | 585 | 663 | 630 | 728 | 749 | 750  | 814  | 836  | 733  | 720  | 729  | 1242                               | 1525                                   |
| 552    | chair, stool, bench, table                           | 702   | 890 | 921 | 959 | 925 | 930 | 944 | 919  | 963  | 919  | 926  | 910  | 927  | 6367                               | 1865                                   |
| 553    | suitcase, trunk, box, handbag and other travel goods | 139   | 359 | 420 | 334 | 569 | 574 | 637 | 675  | 736  | 794  | 851  | 890  | 669  | 1508                               | 1322                                   |
| 554    | foam, rubber cushion (dunlopillo type)               | 76  | 19  | 31  | 76  | 72  | 94  | 111 | 151  | 225  | 348  | 400  | 541  | 226  | 556                                | 463                                    |
| 555    | carpet, daree & other floor mattings                 | 72  | 54  | 106 | 30  | 32  | 22  | 39  | 96   | 46   | 101  | 139  | 211  | 86   | 157                                | 191                                    |
| 556    | paintings, drawings, engravings etc.                 | 0   | 10  | 0   | 0   | 0   | 0   | 3   | 17   | 5    | 20   | 26   | 90   | 19   | 48                                 | 48                                     |
| 560    | gramophone & record player                           | 65  | 0   | 30  | 7   | 0   | 6   | 11  | 28   | 24   | 16   | 20   | 23   | 17   | 17                                 | 40                                     |
| 561    | radio  | 236   | 479 | 346 | 538 | 586 | 507 | 402 | 443  | 437  | 402  | 418  | 369  | 434  | 438                                | 921                                    |
| 562    | television   | 205   | 198 | 365 | 348 | 394 | 477 | 544 | 578  | 697  | 738  | 706  | 631  | 568  | 569                                | 1212                                   |
| 563    | VCR/VCP  | 0   | 11  | 0   | 21  | 36  | 41  | 80  | 158  | 89   | 240  | 271  | 307  | 138  | 139                                | 315                                    |
| 565    | tape recorder, CD player                             | 41  | 147 | 192 | 229 | 274 | 382 | 380 | 415  | 423  | 505  | 563  | 522  | 402  | 421                                | 851                                    |
| 590    | electric fan   | 337   | 428 | 500 | 558 | 534 | 720 | 748 | 741  | 788  | 849  | 853  | 745  | 718  | 2032                               | 1513                                   |
| 591    | air conditioner, air cooler                          | 0   | 0   | 0   | 0   | 0   | 0   | 6   | 5    | 1    | 8    | 18   | 52   | 10   | 12                                 | 34                                     |
| 593    | sewing machine                                       | 76  | 70  | 153 | 122 | 94  | 192 | 129 | 193  | 206  | 237  | 279  | 295  | 195  | 200                                | 405                                    |
| 594    | washing machine                                      | 0   | 14  | 0   | 4   | 4   | 27  | 20  | 75   | 98   | 174  | 190  | 346  | 108  | 108                                | 260                                    |
| 595    | stove  | 180   | 215 | 367 | 424 | 376 | 523 | 578 | 637  | 738  | 731  | 766  | 673  | 599  | 695                                | 1267                                   |
| 596    | pressure cooker/pressure pan                         | 85  | 53  | 45  | 135 | 124 | 235 | 291 | 348  | 468  | 565  | 581  | 572  | 368  | 526                                | 816                                    |
| 597    | refrigerator   | 18  | 23  | 25  | 63  | 49  | 138 | 181 | 289  | 326  | 471  | 454  | 553  | 284  | 286                                | 676                                    |
| 610    | bicycle  | 207   | 123 | 197 | 261 | 312 | 208 | 326 | 265  | 285  | 248  | 283  | 140  | 249  | 273                                | 517                                    |
| 611    | motor cycle, scooter                                 | 0   | 14  | 24  | 31  | 35  | 53  | 58  | 134  | 133  | 254  | 284  | 272  | 141  | 149                                | 312                                    |
| 612    | motor car, jeep                                      | 0   | 0   | 11  | 0   | 0   | 6   | 5   | 32   | 28   | 49   | 72   | 154  | 40   | 42                                 | 122                                    |
| 630    | clock, watch   | 657   | 777 | 718 | 768 | 782 | 799 | 825 | 779  | 864  | 853  | 855  | 875  | 819  | 2604                               | 1662                                   |

(Contd.)

NSS Report No. 461: Consumption of Some Important Commodities in India, 1999-2000

**Table 5U: Number per 1000 of households possessing specified durable goods in each MPCE class and average number possessed per 1000 households by State and UT**

| Madhya Pradesh |  |   |     |     |     |     |     |     |      |      |      |      |      |      |                                    | Urban                                  |
|----------------|--|---|-----|-----|-----|-----|-----|-----|------|------|------|------|------|------|------------------------------------|--|
| code           | item   | per 1000 no. of possessor households in MPCE class (Rs) |     |     |     |     |     |     |      |      |      |      |      |      | average no. possessed per 1000 hhs | no. of sample hhs reporting possession |
|                |  | 000   | 300 | 350 | 425 | 500 | 575 | 665 | 775  | 915  | 1120 | 1500 | 1925 | all  |                                    |  |
| (1)            | (2)  | (3)   | (4) | (5) | (6) | (7) | (8) | (9) | (10) | (11) | (12) | (13) | (14) | (15) | (16)                               | (17)                                   |
| 550            | bedstead   | 806   | 884 | 825 | 850 | 829 | 862 | 902 | 888  | 829  | 868  | 856  | 788  | 853  | 2436                               | 2660                                   |
| 551            | almirah, dressing table                              | 128   | 309 | 335 | 373 | 403 | 525 | 669 | 681  | 648  | 680  | 784  | 662  | 505  | 789                                | 1696                                   |
| 552            | chair, stool, bench, table                           | 423   | 603 | 578 | 621 | 733 | 731 | 806 | 792  | 751  | 801  | 838  | 783  | 702  | 2682                               | 2239                                   |
| 553            | suitcase, trunk, box, handbag and other travel goods | 654   | 794 | 782 | 792 | 820 | 795 | 853 | 857  | 806  | 838  | 824  | 750  | 803  | 2459                               | 2495                                   |
| 554            | foam, rubber cushion (dunlopillo type)               | 8   | 0   | 21  | 13  | 39  | 76  | 89  | 151  | 203  | 244  | 448  | 446  | 112  | 274                                | 413                                    |
| 555            | carpet, daree & other floor mattings                 | 322   | 391 | 252 | 284 | 355 | 277 | 361 | 369  | 387  | 417  | 478  | 555  | 350  | 992                                | 1073                                   |
| 556            | paintings, drawings, engravings etc.                 | 9   | 9   | 42  | 36  | 51  | 61  | 86  | 150  | 161  | 262  | 257  | 231  | 99   | 264                                | 354                                    |
| 560            | gramophone & record player                           | 0   | 4   | 19  | 15  | 34  | 24  | 25  | 50   | 40   | 68   | 26   | 140  | 33   | 35                                 | 102                                    |
| 561            | radio  | 153   | 248 | 258 | 281 | 307 | 344 | 354 | 386  | 297  | 392  | 385  | 410  | 315  | 321                                | 941                                    |
| 562            | television   | 272   | 458 | 438 | 499 | 617 | 621 | 781 | 735  | 698  | 733  | 782  | 677  | 606  | 621                                | 1995                                   |
| 563            | VCR/VCP  | 0   | 0   | 5   | 0   | 11  | 14  | 7   | 21   | 30   | 57   | 48   | 115  | 19   | 20                                 | 89                                     |
| 565            | tape recorder, CD player                             | 46  | 122 | 97  | 148 | 193 | 204 | 305 | 317  | 321  | 382  | 483  | 384  | 233  | 240                                | 780                                    |
| 590            | electric fan   | 425   | 571 | 574 | 627 | 715 | 720 | 819 | 798  | 728  | 772  | 810  | 778  | 694  | 1327                               | 2237                                   |
| 591            | air conditioner, air cooler                          | 5   | 68  | 47  | 74  | 111 | 214 | 234 | 283  | 316  | 369  | 496  | 502  | 200  | 260                                | 745                                    |
| 593            | sewing machine                                       | 38  | 65  | 136 | 95  | 173 | 249 | 279 | 296  | 287  | 419  | 427  | 385  | 224  | 228                                | 808                                    |
| 594            | washing machine                                      | 14  | 9   | 1   | 16  | 9   | 20  | 19  | 59   | 84   | 168  | 329  | 398  | 63   | 63                                 | 242                                    |
| 595            | stove  | 368   | 524 | 558 | 633 | 614 | 621 | 627 | 621  | 548  | 603  | 461  | 435  | 572  | 611                                | 1784                                   |
| 596            | pressure cooker/pressure pan                         | 204   | 350 | 321 | 389 | 442 | 520 | 570 | 692  | 571  | 679  | 688  | 606  | 495  | 659                                | 1602                                   |
| 597            | refrigerator   | 0   | 8   | 14  | 20  | 19  | 89  | 183 | 220  | 278  | 449  | 598  | 578  | 162  | 164                                | 613                                    |
| 610            | bicycle  | 459   | 594 | 584 | 619 | 595 | 618 | 676 | 621  | 569  | 573  | 529  | 376  | 586  | 710                                | 1828                                   |
| 611            | motor cycle, scooter                                 | 6   | 30  | 39  | 54  | 125 | 207 | 319 | 359  | 366  | 489  | 656  | 658  | 238  | 276                                | 825                                    |
| 612            | motor car, jeep                                      | 0   | 0   | 3   | 4   | 1   | 5   | 22  | 6    | 7    | 34   | 81   | 220  | 19   | 20                                 | 70                                     |
| 630            | clock, watch   | 333   | 483 | 443 | 492 | 554 | 510 | 599 | 640  | 566  | 628  | 572  | 551  | 533  | 1279                               | 1676                                   |

(Contd.)

NSS Report No. 461: Consumption of Some Important Commodities in India, 1999-2000

**Table 5U: Number per 1000 of households possessing specified durable goods in each MPCE class and average number possessed per 1000 households by State and UT**

| Maharashtra |  |   |           |           |           |           |           |           |           |            |             |             |             |      |                                    | Urban                                 |
|-------------|--|---|-----------|-----------|-----------|-----------|-----------|-----------|-----------|------------|-------------|-------------|-------------|------|------------------------------------|---------------------------------------|
| code        | item   | per 1000 no. of possessor households in MPCE class (Rs) |           |           |           |           |           |           |           |            |             |             |             |      | average no. possessed per 1000 hhs | no. of sample hhs reportig possession |
|             |  | 000 - 300   | 300 - 350 | 350 - 425 | 425 - 500 | 500 - 575 | 575 - 665 | 665 - 775 | 775 - 915 | 915 - 1120 | 1120 - 1500 | 1500 - 1925 | 1925 - more | all  |                                    |                                       |
| (1)         | (2)  | (3)   | (4)       | (5)       | (6)       | (7)       | (8)       | (9)       | (10)      | (11)       | (12)        | (13)        | (14)        | (15) | (16)                               | (17)                                  |
| 550         | bedstead   | 694   | 806       | 756       | 740       | 842       | 866       | 850       | 865       | 821        | 781         | 775         | 886         | 817  | 1436                               | 4283                                  |
| 551         | almirah, dressing table                              | 211   | 382       | 406       | 466       | 610       | 599       | 715       | 741       | 694        | 672         | 704         | 842         | 651  | 1042                               | 3463                                  |
| 552         | chair, stool, bench, table                           | 449   | 632       | 588       | 687       | 762       | 798       | 833       | 842       | 798        | 801         | 767         | 896         | 780  | 2849                               | 4094                                  |
| 553         | suitcase, trunk, box, handbag and other travel goods | 757   | 776       | 857       | 835       | 863       | 907       | 920       | 931       | 940        | 918         | 911         | 886         | 898  | 2838                               | 4652                                  |
| 554         | foam, rubber cushion (dunlopillo type)               | 0   | 8         | 21        | 25        | 17        | 44        | 63        | 105       | 99         | 157         | 222         | 404         | 126  | 349                                | 681                                   |
| 555         | carpet, daree & other floor mattings                 | 174   | 252       | 234       | 236       | 236       | 263       | 312       | 337       | 335        | 377         | 422         | 527         | 338  | 641                                | 1675                                  |
| 556         | paintings, drawings, engravings etc.                 | 16  | 21        | 47        | 41        | 51        | 56        | 68        | 65        | 63         | 99          | 164         | 277         | 96   | 208                                | 524                                   |
| 560         | gramophone & record player                           | 8   | 8         | 8         | 25        | 29        | 31        | 8         | 12        | 33         | 31          | 50          | 56          | 29   | 32                                 | 146                                   |
| 561         | radio  | 58  | 116       | 131       | 226       | 311       | 318       | 381       | 351       | 359        | 388         | 357         | 396         | 328  | 331                                | 1748                                  |
| 562         | television   | 240   | 413       | 531       | 562       | 645       | 686       | 784       | 769       | 741        | 672         | 712         | 855         | 692  | 700                                | 3606                                  |
| 563         | VCR/VCP  | 14  | 25        | 12        | 8         | 5         | 2         | 8         | 13        | 19         | 39          | 48          | 209         | 40   | 41                                 | 233                                   |
| 565         | tape recorder, CD player                             | 98  | 117       | 98        | 199       | 180       | 206       | 292       | 324       | 368        | 431         | 483         | 605         | 339  | 377                                | 1845                                  |
| 590         | electric fan   | 367   | 598       | 557       | 620       | 768       | 841       | 879       | 895       | 853        | 872         | 822         | 898         | 809  | 1399                               | 4210                                  |
| 591         | air conditioner, air cooler                          | 7   | 11        | 14        | 21        | 51        | 73        | 82        | 82        | 93         | 86          | 113         | 236         | 89   | 107                                | 523                                   |
| 593         | sewing machine                                       | 46  | 110       | 98        | 96        | 141       | 156       | 197       | 235       | 212        | 212         | 205         | 252         | 187  | 192                                | 1049                                  |
| 594         | washing machine                                      | 0   | 11        | 12        | 3         | 6         | 7         | 24        | 27        | 99         | 152         | 210         | 512         | 118  | 122                                | 658                                   |
| 595         | stove  | 604   | 711       | 767       | 786       | 838       | 827       | 889       | 861       | 774        | 728         | 676         | 602         | 762  | 998                                | 4019                                  |
| 596         | pressure cooker/pressure pan                         | 111   | 240       | 384       | 541       | 559       | 620       | 720       | 722       | 756        | 684         | 691         | 796         | 649  | 873                                | 3387                                  |
| 597         | refrigerator   | 0   | 11        | 4         | 34        | 46        | 84        | 173       | 230       | 337        | 395         | 547         | 690         | 284  | 289                                | 1545                                  |
| 610         | bicycle  | 298   | 482       | 342       | 354       | 351       | 395       | 338       | 263       | 238        | 210         | 227         | 166         | 278  | 336                                | 1415                                  |
| 611         | motor cycle, scooter                                 | 0   | 0         | 15        | 39        | 44        | 56        | 100       | 137       | 191        | 241         | 312         | 351         | 164  | 197                                | 890                                   |
| 612         | motor car, jeep                                      | 0   | 0         | 7         | 0         | 1         | 2         | 1         | 13        | 9          | 20          | 30          | 230         | 33   | 37                                 | 179                                   |
| 630         | clock, watch   | 404   | 503       | 560       | 600       | 678       | 696       | 769       | 748       | 750        | 778         | 781         | 800         | 721  | 2000                               | 3713                                  |

(Contd.)

NSS Report No. 461: Consumption of Some Important Commodities in India, 1999-2000

**Table 5U: Number per 1000 of households possessing specified durable goods in each MPCE class and average number possessed per 1000 households by State and UT**

| Manipur |  |   |           |           |           |           |           |           |           |            |             |             |             |      |                                    | Urban                                 |
|---------|--|---|-----------|-----------|-----------|-----------|-----------|-----------|-----------|------------|-------------|-------------|-------------|------|------------------------------------|---------------------------------------|
| code    | item   | per 1000 no. of possessor households in MPCE class (Rs) |           |           |           |           |           |           |           |            |             |             |             |      | average no. possessed per 1000 hhs | no. of sample hhs reportig possession |
|         |  | 000 - 300   | 300 - 350 | 350 - 425 | 425 - 500 | 500 - 575 | 575 - 665 | 665 - 775 | 775 - 915 | 915 - 1120 | 1120 - 1500 | 1500 - 1925 | 1925 - more | all  |                                    |                                       |
| (1)     | (2)  | (3)   | (4)       | (5)       | (6)       | (7)       | (8)       | (9)       | (10)      | (11)       | (12)        | (13)        | (14)        | (15) | (16)                               | (17)                                  |
| 550     | bedstead   | 0   | 436       | 245       | 380       | 375       | 581       | 636       | 660       | 699        | 604         | 704         | 487         | 527  | 2089                               | 368                                   |
| 551     | almirah, dressing table                              | 0   | 0         | 171       | 324       | 370       | 552       | 603       | 617       | 678        | 609         | 704         | 487         | 496  | 1360                               | 348                                   |
| 552     | chair, stool, bench, table                           | 0   | 0         | 291       | 393       | 380       | 577       | 609       | 588       | 660        | 592         | 704         | 487         | 515  | 2165                               | 357                                   |
| 553     | suitcase, trunk, box, handbag and other travel goods | 0   | 0         | 95        | 247       | 220       | 429       | 587       | 585       | 544        | 594         | 704         | 292         | 419  | 874                                | 297                                   |
| 554     | foam, rubber cushion (dunlopillo type)               | 0   | 0         | 37        | 38        | 16        | 111       | 169       | 188       | 186        | 455         | 352         | 284         | 137  | 290                                | 99                                    |
| 555     | carpet, daree & other floor mattings                 | 0   | 0         | 98        | 71        | 117       | 223       | 204       | 179       | 172        | 166         | 19          | 292         | 161  | 325                                | 140                                   |
| 556     | paintings, drawings, engravings etc.                 | 0   | 0         | 0         | 0         | 2         | 3         | 13        | 8         | 61         | 3           | 0           | 0           | 8    | 20                                 | 12                                    |
| 560     | gramophone & record player                           | 0   | 0         | 0         | 0         | 0         | 0         | 0         | 0         | 2          | 0           | 0           | 0           | 0    | 0                                  | 1                                     |
| 561     | radio  | 0   | 0         | 121       | 356       | 337       | 509       | 526       | 570       | 441        | 561         | 380         | 487         | 445  | 450                                | 293                                   |
| 562     | television   | 0   | 0         | 0         | 85        | 150       | 375       | 429       | 386       | 601        | 589         | 380         | 479         | 318  | 339                                | 217                                   |
| 563     | VCR/VCP  | 0   | 0         | 0         | 0         | 25        | 11        | 31        | 95        | 151        | 204         | 19          | 0           | 46   | 46                                 | 29                                    |
| 565     | tape recorder, CD player                             | 0   | 0         | 0         | 0         | 29        | 101       | 247       | 216       | 116        | 278         | 48          | 458         | 132  | 134                                | 87                                    |
| 590     | electric fan   | 0   | 0         | 0         | 61        | 111       | 285       | 404       | 273       | 410        | 318         | 352         | 202         | 243  | 461                                | 171                                   |
| 591     | air conditioner, air cooler                          | 0   | 0         | 0         | 0         | 0         | 0         | 0         | 0         | 0          | 0           | 0           | 0           | 0    | 0                                  | 0                                     |
| 593     | sewing machine                                       | 0   | 0         | 0         | 0         | 4         | 37        | 60        | 75        | 104        | 319         | 19          | 0           | 59   | 63                                 | 34                                    |
| 594     | washing machine                                      | 0   | 0         | 0         | 0         | 15        | 0         | 5         | 23        | 73         | 232         | 0           | 264         | 31   | 34                                 | 16                                    |
| 595     | stove  | 0   | 0         | 30        | 110       | 170       | 381       | 389       | 380       | 420        | 505         | 676         | 458         | 305  | 424                                | 211                                   |
| 596     | pressure cooker/pressure pan                         | 0   | 436       | 38        | 99        | 159       | 362       | 484       | 409       | 483        | 377         | 676         | 666         | 320  | 511                                | 231                                   |
| 597     | refrigerator   | 0   | 0         | 0         | 0         | 15        | 3         | 82        | 50        | 194        | 243         | 352         | 264         | 61   | 71                                 | 44                                    |
| 610     | bicycle  | 0   | 871       | 164       | 253       | 285       | 486       | 415       | 363       | 289        | 416         | 48          | 223         | 355  | 485                                | 256                                   |
| 611     | motor cycle, scooter                                 | 0   | 0         | 0         | 0         | 32        | 77        | 222       | 184       | 279        | 508         | 380         | 590         | 150  | 172                                | 93                                    |
| 612     | motor car, jeep                                      | 0   | 0         | 0         | 0         | 0         | 3         | 28        | 50        | 215        | 178         | 352         | 272         | 42   | 44                                 | 27                                    |
| 630     | clock, watch   | 0   | 436       | 96        | 157       | 113       | 228       | 302       | 301       | 281        | 190         | 657         | 202         | 219  | 607                                | 189                                   |

(Contd.)

NSS Report No. 461: Consumption of Some Important Commodities in India, 1999-2000



**Table 5U: Number per 1000 of households possessing specified durable goods in each MPCE class and average number possessed per 1000 households by State and UT**

| Meghalaya |  |   |                 |                 |                 |                 |                 |                 |                 |                  |                   |                   |                   |      |   | Urban  |
|-----------|--|---|-----------------|-----------------|-----------------|-----------------|-----------------|-----------------|-----------------|------------------|-------------------|-------------------|-------------------|------|---|--|
| code      | item   | per 1000 no. of possessor households in MPCE class (Rs) |                 |                 |                 |                 |                 |                 |                 |                  |                   |                   |                   |      | average<br>no. poss<br>-essed<br>per<br>1000<br>hhs | no. of<br>sample<br>hhs<br>reportig<br>possessi-<br>on |
|           |  | 000<br>-<br>300   | 300<br>-<br>350 | 350<br>-<br>425 | 425<br>-<br>500 | 500<br>-<br>575 | 575<br>-<br>665 | 665<br>-<br>775 | 775<br>-<br>915 | 915<br>-<br>1120 | 1120<br>-<br>1500 | 1500<br>-<br>1925 | 1925<br>-<br>more | all  |   |  |
| (1)       | (2)  | (3)   | (4)             | (5)             | (6)             | (7)             | (8)             | (9)             | (10)            | (11)             | (12)              | (13)              | (14)              | (15) | (16)  | (17)   |
| 550       | bedstead   | 0   | 0               | 1000            | 486             | 79              | 92              | 56              | 72              | 202              | 292               | 74                | 28                | 130  | 396   | 82   |
| 551       | almirah, dressing table                              | 0   | 0               | 0               | 0               | 9               | 58              | 41              | 48              | 145              | 252               | 86                | 23                | 94   | 201   | 60   |
| 552       | chair, stool, bench, table                           | 0   | 0               | 1000            | 355             | 79              | 92              | 56              | 72              | 179              | 273               | 167               | 28                | 130  | 794   | 78   |
| 553       | suitcase, trunk, box, handbag and other travel goods | 0   | 0               | 1000            | 486             | 79              | 92              | 64              | 89              | 197              | 303               | 221               | 28                | 150  | 427   | 94   |
| 554       | foam, rubber cushion (dunlopillo type)               | 0   | 0               | 0               | 0               | 0               | 0               | 3               | 3               | 10               | 70                | 39                | 5                 | 18   | 137   | 17   |
| 555       | carpet, daree & other floor mattings                 | 0   | 0               | 0               | 0               | 16              | 0               | 4               | 8               | 15               | 105               | 33                | 11                | 27   | 86  | 18   |
| 556       | paintings, drawings, engravings etc.                 | 0   | 0               | 0               | 0               | 0               | 0               | 3               | 0               | 0                | 0                 | 5                 | 11                | 2    | 6   | 3  |
| 560       | gramophone & record player                           | 0   | 0               | 0               | 0               | 0               | 0               | 0               | 0               | 0                | 0                 | 0                 | 7                 | 1    | 1   | 1  |
| 561       | radio  | 0   | 0               | 0               | 131             | 16              | 82              | 18              | 39              | 116              | 150               | 50                | 5                 | 66   | 66  | 40   |
| 562       | television   | 0   | 0               | 0               | 0               | 25              | 114             | 50              | 70              | 175              | 276               | 226               | 55                | 128  | 131   | 75   |
| 563       | VCR/VCP  | 0   | 0               | 0               | 0               | 0               | 0               | 3               | 4               | 9                | 24                | 36                | 0                 | 10   | 10  | 13   |
| 565       | tape recorder, CD player                             | 0   | 0               | 0               | 0               | 9               | 58              | 48              | 48              | 138              | 195               | 83                | 27                | 85   | 85  | 53   |
| 590       | electric fan   | 0   | 0               | 0               | 0               | 25              | 69              | 50              | 60              | 151              | 127               | 38                | 12                | 75   | 157   | 56   |
| 591       | air conditioner, air cooler                          | 0   | 0               | 0               | 0               | 0               | 0               | 0               | 0               | 0                | 14                | 29                | 0                 | 5    | 5   | 2  |
| 593       | sewing machine                                       | 0   | 0               | 0               | 0               | 0               | 0               | 3               | 9               | 24               | 55                | 36                | 0                 | 18   | 19  | 14   |
| 594       | washing machine                                      | 0   | 0               | 0               | 0               | 0               | 0               | 0               | 0               | 4                | 5                 | 33                | 0                 | 4    | 4   | 4  |
| 595       | stove  | 0   | 0               | 0               | 66              | 61              | 82              | 45              | 35              | 79               | 107               | 60                | 7                 | 59   | 69  | 28   |
| 596       | pressure cooker/pressure pan                         | 0   | 0               | 0               | 0               | 25              | 36              | 35              | 77              | 143              | 187               | 132               | 29                | 93   | 455   | 67   |
| 597       | refrigerator   | 0   | 0               | 0               | 0               | 0               | 0               | 3               | 4               | 32               | 122               | 52                | 0                 | 31   | 31  | 22   |
| 610       | bicycle  | 0   | 0               | 0               | 0               | 0               | 0               | 0               | 0               | 0                | 0                 | 0                 | 0                 | 0    | 0   | 0  |
| 611       | motor cycle, scooter                                 | 0   | 0               | 0               | 0               | 9               | 0               | 3               | 2               | 21               | 44                | 36                | 0                 | 15   | 15  | 10   |
| 612       | motor car, jeep                                      | 0   | 0               | 0               | 0               | 0               | 0               | 0               | 0               | 3                | 19                | 33                | 5                 | 7    | 9   | 7  |
| 630       | clock, watch   | 0   | 0               | 1000            | 131             | 49              | 92              | 50              | 83              | 188              | 205               | 239               | 100               | 131  | 403   | 81   |

(Contd.)

NSS Report No. 461: Consumption of Some Important Commodities in India, 1999-2000

**Table 5U: Number per 1000 of households possessing specified durable goods in each MPCE class and average number possessed per 1000 households by State and UT**

| Mizoram |  |   |           |           |           |           |           |           |           |            |             |             |             |      |                                    | Urban                                 |
|---------|--|---|-----------|-----------|-----------|-----------|-----------|-----------|-----------|------------|-------------|-------------|-------------|------|------------------------------------|---------------------------------------|
| code    | item   | per 1000 no. of possessor households in MPCE class (Rs) |           |           |           |           |           |           |           |            |             |             |             |      | average no. possessed per 1000 hhs | no. of sample hhs reportig possession |
|         |  | 000 - 300   | 300 - 350 | 350 - 425 | 425 - 500 | 500 - 575 | 575 - 665 | 665 - 775 | 775 - 915 | 915 - 1120 | 1120 - 1500 | 1500 - 1925 | 1925 - more | all  |                                    |                                       |
| (1)     | (2)  | (3)   | (4)       | (5)       | (6)       | (7)       | (8)       | (9)       | (10)      | (11)       | (12)        | (13)        | (14)        | (15) | (16)                               | (17)                                  |
| 550     | bedstead   | 0   | 0         | 190       | 224       | 220       | 23        | 50        | 30        | 87         | 88          | 24          | 140         | 78   | 219                                | 54                                    |
| 551     | almirah, dressing table                              | 0   | 0         | 190       | 123       | 110       | 41        | 61        | 74        | 27         | 69          | 86          | 125         | 68   | 162                                | 68                                    |
| 552     | chair, stool, bench, table                           | 0   | 0         | 190       | 123       | 220       | 89        | 78        | 70        | 84         | 83          | 71          | 146         | 93   | 741                                | 74                                    |
| 553     | suitcase, trunk, box, handbag and other travel goods | 0   | 0         | 190       | 178       | 220       | 127       | 89        | 49        | 73         | 96          | 94          | 182         | 100  | 639                                | 71                                    |
| 554     | foam, rubber cushion (dunlopillo type)               | 0   | 0         | 0         | 0         | 0         | 23        | 11        | 19        | 13         | 18          | 0           | 2           | 13   | 52                                 | 16                                    |
| 555     | carpet, daree & other floor mattings                 | 0   | 0         | 0         | 0         | 0         | 0         | 0         | 2         | 2          | 31          | 40          | 151         | 23   | 27                                 | 18                                    |
| 556     | paintings, drawings, engravings etc.                 | 0   | 0         | 0         | 0         | 0         | 0         | 4         | 2         | 4          | 7           | 2           | 0           | 3    | 9                                  | 8                                     |
| 560     | gramophone & record player                           | 0   | 0         | 0         | 0         | 0         | 0         | 0         | 24        | 0          | 0           | 8           | 0           | 4    | 4                                  | 4                                     |
| 561     | radio  | 0   | 0         | 27        | 0         | 55        | 23        | 20        | 38        | 44         | 31          | 35          | 101         | 39   | 39                                 | 35                                    |
| 562     | television   | 0   | 0         | 0         | 88        | 0         | 38        | 0         | 16        | 3          | 27          | 31          | 99          | 24   | 24                                 | 21                                    |
| 563     | VCR/VCP  | 0   | 0         | 0         | 0         | 0         | 0         | 0         | 0         | 0          | 13          | 0           | 79          | 9    | 9                                  | 4                                     |
| 565     | tape recorder, CD player                             | 0   | 0         | 136       | 0         | 55        | 23        | 11        | 16        | 11         | 50          | 14          | 63          | 29   | 29                                 | 25                                    |
| 590     | electric fan   | 0   | 0         | 0         | 0         | 0         | 0         | 0         | 2         | 2          | 15          | 0           | 99          | 12   | 12                                 | 9                                     |
| 591     | air conditioner, air cooler                          | 0   | 0         | 0         | 0         | 0         | 0         | 0         | 0         | 0          | 0           | 0           | 0           | 0    | 0                                  | 0                                     |
| 593     | sewing machine                                       | 0   | 0         | 136       | 88        | 144       | 23        | 0         | 13        | 0          | 43          | 0           | 101         | 31   | 31                                 | 18                                    |
| 594     | washing machine                                      | 0   | 0         | 0         | 0         | 0         | 0         | 0         | 2         | 0          | 0           | 0           | 94          | 8    | 8                                  | 6                                     |
| 595     | stove  | 0   | 0         | 190       | 106       | 110       | 23        | 4         | 49        | 59         | 82          | 2           | 145         | 62   | 67                                 | 42                                    |
| 596     | pressure cooker/pressure pan                         | 0   | 0         | 190       | 123       | 278       | 67        | 139       | 94        | 154        | 101         | 136         | 118         | 124  | 274                                | 95                                    |
| 597     | refrigerator   | 0   | 0         | 0         | 0         | 0         | 0         | 30        | 0         | 6          | 10          | 15          | 91          | 15   | 15                                 | 12                                    |
| 610     | bicycle  | 0   | 0         | 0         | 0         | 0         | 0         | 0         | 0         | 0          | 0           | 0           | 0           | 0    | 0                                  | 0                                     |
| 611     | motor cycle, scooter                                 | 0   | 0         | 0         | 0         | 0         | 0         | 0         | 0         | 0          | 0           | 0           | 114         | 9    | 9                                  | 5                                     |
| 612     | motor car, jeep                                      | 0   | 0         | 0         | 0         | 0         | 0         | 0         | 0         | 0          | 0           | 0           | 51          | 4    | 4                                  | 3                                     |
| 630     | clock, watch   | 0   | 0         | 163       | 173       | 329       | 240       | 75        | 92        | 97         | 72          | 42          | 177         | 113  | 463                                | 87                                    |

(Contd.)

NSS Report No. 461: Consumption of Some Important Commodities in India, 1999-2000

**Table 5U: Number per 1000 of households possessing specified durable goods in each MPCE class and average number possessed per 1000 households by State and UT**

| Nagaland |  |   |           |           |           |           |           |           |           |            |             |             |             |      |                                    | Urban                                 |
|----------|--|---|-----------|-----------|-----------|-----------|-----------|-----------|-----------|------------|-------------|-------------|-------------|------|------------------------------------|---------------------------------------|
| code     | item   | per 1000 no. of possessor households in MPCE class (Rs) |           |           |           |           |           |           |           |            |             |             |             |      | average no. possessed per 1000 hhs | no. of sample hhs reportig possession |
|          |  | 000 - 300   | 300 - 350 | 350 - 425 | 425 - 500 | 500 - 575 | 575 - 665 | 665 - 775 | 775 - 915 | 915 - 1120 | 1120 - 1500 | 1500 - 1925 | 1925 - more | all  |                                    |                                       |
| (1)      | (2)  | (3)   | (4)       | (5)       | (6)       | (7)       | (8)       | (9)       | (10)      | (11)       | (12)        | (13)        | (14)        | (15) | (16)                               | (17)                                  |
| 550      | bedstead   | 0   | 0         | 1000      | 0         | 1000      | 901       | 1000      | 1000      | 1000       | 1000        | 1000        | 1000        | 993  | 2891                               | 262                                   |
| 551      | almirah, dressing table                              | 0   | 0         | 1000      | 0         | 1000      | 686       | 585       | 604       | 761        | 795         | 619         | 658         | 694  | 1489                               | 193                                   |
| 552      | chair, stool, bench, table                           | 0   | 0         | 1000      | 1000      | 1000      | 864       | 866       | 941       | 947        | 939         | 965         | 1000        | 950  | 6003                               | 253                                   |
| 553      | suitcase, trunk, box, handbag and other travel goods | 0   | 0         | 1000      | 1000      | 1000      | 897       | 1000      | 920       | 937        | 922         | 915         | 987         | 937  | 4218                               | 247                                   |
| 554      | foam, rubber cushion (dunlopillo type)               | 0   | 0         | 0         | 0         | 0         | 159       | 135       | 305       | 382        | 430         | 452         | 649         | 422  | 3284                               | 107                                   |
| 555      | carpet, daree & other floor mattings                 | 0   | 0         | 0         | 0         | 0         | 103       | 45        | 40        | 48         | 78          | 155         | 112         | 89   | 120                                | 23                                    |
| 556      | paintings, drawings, engravings etc.                 | 0   | 0         | 0         | 0         | 0         | 103       | 0         | 60        | 76         | 59          | 170         | 190         | 105  | 245                                | 22                                    |
| 560      | gramophone & record player                           | 0   | 0         | 0         | 0         | 0         | 0         | 0         | 18        | 92         | 34          | 232         | 73          | 73   | 13                                 |                                       |
| 561      | radio  | 0   | 0         | 1000      | 0         | 1000      | 378       | 504       | 634       | 523        | 510         | 480         | 500         | 513  | 521                                | 142                                   |
| 562      | television   | 0   | 0         | 0         | 0         | 1000      | 327       | 416       | 474       | 563        | 747         | 503         | 335         | 533  | 533                                | 153                                   |
| 563      | VCR/VCP  | 0   | 0         | 0         | 0         | 0         | 0         | 0         | 0         | 0          | 97          | 169         | 90          | 75   | 75                                 | 18                                    |
| 565      | tape recorder, CD player                             | 0   | 0         | 0         | 0         | 1000      | 428       | 230       | 445       | 516        | 511         | 420         | 500         | 466  | 466                                | 121                                   |
| 590      | electric fan   | 0   | 0         | 0         | 0         | 0         | 79        | 42        | 156       | 243        | 150         | 153         | 467         | 211  | 364                                | 40                                    |
| 591      | air conditioner, air cooler                          | 0   | 0         | 0         | 0         | 0         | 0         | 0         | 0         | 0          | 0           | 0           | 0           | 0    | 0                                  | 0                                     |
| 593      | sewing machine                                       | 0   | 0         | 0         | 0         | 0         | 103       | 91        | 262       | 319        | 374         | 339         | 477         | 336  | 336                                | 77                                    |
| 594      | washing machine                                      | 0   | 0         | 0         | 0         | 0         | 0         | 0         | 8         | 0          | 8           | 0           | 0           | 3    | 3                                  | 2                                     |
| 595      | stove  | 0   | 0         | 1000      | 0         | 0         | 238       | 272       | 377       | 460        | 617         | 570         | 732         | 540  | 617                                | 139                                   |
| 596      | pressure cooker/pressure pan                         | 0   | 0         | 0         | 0         | 1000      | 643       | 437       | 781       | 697        | 798         | 653         | 775         | 719  | 1375                               | 191                                   |
| 597      | refrigerator   | 0   | 0         | 0         | 0         | 0         | 103       | 0         | 0         | 103        | 59          | 204         | 100         | 95   | 98                                 | 22                                    |
| 610      | bicycle  | 0   | 0         | 1000      | 0         | 0         | 0         | 42        | 60        | 0          | 95          | 108         | 12          | 59   | 77                                 | 14                                    |
| 611      | motor cycle, scooter                                 | 0   | 0         | 0         | 0         | 0         | 0         | 0         | 0         | 46         | 53          | 8           | 8           | 24   | 24                                 | 9                                     |
| 612      | motor car, jeep                                      | 0   | 0         | 0         | 0         | 0         | 0         | 0         | 0         | 45         | 34          | 132         | 265         | 88   | 89                                 | 19                                    |
| 630      | clock, watch   | 0   | 0         | 1000      | 0         | 1000      | 921       | 853       | 840       | 880        | 897         | 849         | 916         | 878  | 2383                               | 229                                   |

(Contd.)

NSS Report No. 461: Consumption of Some Important Commodities in India, 1999-2000

**Table 5U: Number per 1000 of households possessing specified durable goods in each MPCE class and average number possessed per 1000 households by State and UT**

| Orissa |  |   |     |     |     |     |     |     |      |      |      |      |      |      |                                    | Urban                                 |
|--------|--|---|-----|-----|-----|-----|-----|-----|------|------|------|------|------|------|------------------------------------|---------------------------------------|
| code   | item   | per 1000 no. of possessor households in MPCE class (Rs) |     |     |     |     |     |     |      |      |      |      |      |      | average no. possessed per 1000 hhs | no. of sample hhs reportig possession |
|        |  | 000   | 300 | 350 | 425 | 500 | 575 | 665 | 775  | 915  | 1120 | 1500 | 1925 | all  |                                    |                                       |
| (1)    | (2)  | (3)   | (4) | (5) | (6) | (7) | (8) | (9) | (10) | (11) | (12) | (13) | (14) | (15) | (16)                               | (17)                                  |
| 550    | bedstead   | 517   | 518 | 710 | 771 | 813 | 875 | 880 | 855  | 702  | 829  | 814  | 941  | 755  | 1759                               | 788                                   |
| 551    | almirah, dressing table                              | 157   | 231 | 303 | 375 | 549 | 450 | 518 | 604  | 469  | 540  | 578  | 697  | 428  | 639                                | 492                                   |
| 552    | chair, stool, bench, table                           | 242   | 347 | 522 | 677 | 790 | 626 | 783 | 798  | 575  | 687  | 695  | 913  | 618  | 1895                               | 676                                   |
| 553    | suitcase, trunk, box, handbag and other travel goods | 737   | 670 | 756 | 761 | 921 | 797 | 848 | 787  | 860  | 796  | 771  | 856  | 796  | 2377                               | 811                                   |
| 554    | foam, rubber cushion (dunlopillo type)               | 0   | 4   | 4   | 9   | 8   | 41  | 70  | 137  | 90   | 184  | 135  | 403  | 61   | 191                                | 102                                   |
| 555    | carpet, daree & other floor mattings                 | 275   | 259 | 372 | 337 | 304 | 241 | 222 | 203  | 190  | 159  | 378  | 398  | 269  | 524                                | 300                                   |
| 556    | paintings, drawings, engravings etc.                 | 90  | 0   | 7   | 23  | 53  | 16  | 20  | 44   | 7    | 28   | 34   | 252  | 35   | 93                                 | 59                                    |
| 560    | gramophone & record player                           | 4   | 0   | 0   | 0   | 41  | 1   | 0   | 9    | 33   | 0    | 39   | 117  | 12   | 13                                 | 17                                    |
| 561    | radio  | 130   | 146 | 248 | 345 | 434 | 470 | 370 | 533  | 445  | 369  | 351  | 251  | 346  | 350                                | 386                                   |
| 562    | television   | 20  | 129 | 202 | 516 | 490 | 512 | 668 | 706  | 549  | 658  | 529  | 891  | 454  | 463                                | 524                                   |
| 563    | VCR/VCP  | 0   | 0   | 22  | 8   | 0   | 0   | 9   | 0    | 14   | 36   | 43   | 220  | 15   | 28                                 | 23                                    |
| 565    | tape recorder, CD player                             | 16  | 52  | 104 | 226 | 149 | 193 | 282 | 385  | 263  | 274  | 433  | 359  | 201  | 201                                | 244                                   |
| 590    | electric fan   | 63  | 177 | 438 | 458 | 562 | 565 | 712 | 720  | 727  | 646  | 684  | 868  | 517  | 1074                               | 576                                   |
| 591    | air conditioner, air cooler                          | 0   | 11  | 0   | 17  | 51  | 42  | 98  | 138  | 153  | 103  | 91   | 194  | 62   | 71                                 | 100                                   |
| 593    | sewing machine                                       | 0   | 0   | 22  | 19  | 80  | 74  | 68  | 23   | 104  | 123  | 316  | 288  | 61   | 61                                 | 93                                    |
| 594    | washing machine                                      | 0   | 0   | 0   | 0   | 0   | 9   | 28  | 7    | 18   | 61   | 307  | 305  | 24   | 37                                 | 51                                    |
| 595    | stove  | 106   | 241 | 360 | 513 | 523 | 645 | 718 | 700  | 576  | 586  | 641  | 714  | 503  | 548                                | 537                                   |
| 596    | pressure cooker/pressure pan                         | 15  | 38  | 152 | 186 | 262 | 323 | 454 | 593  | 437  | 531  | 461  | 803  | 306  | 369                                | 363                                   |
| 597    | refrigerator   | 0   | 0   | 0   | 45  | 16  | 68  | 88  | 120  | 186  | 322  | 432  | 457  | 94   | 97                                 | 158                                   |
| 610    | bicycle  | 276   | 244 | 425 | 671 | 747 | 738 | 855 | 818  | 665  | 740  | 497  | 383  | 610  | 776                                | 634                                   |
| 611    | motor cycle, scooter                                 | 0   | 0   | 0   | 39  | 64  | 192 | 104 | 219  | 203  | 299  | 208  | 503  | 117  | 121                                | 191                                   |
| 612    | motor car, jeep                                      | 0   | 0   | 0   | 0   | 0   | 0   | 0   | 0    | 4    | 6    | 35   | 98   | 4    | 4                                  | 19                                    |
| 630    | clock, watch   | 200   | 207 | 311 | 441 | 444 | 502 | 457 | 580  | 510  | 481  | 450  | 397  | 413  | 936                                | 481                                   |

(Contd.)

NSS Report No. 461: Consumption of Some Important Commodities in India, 1999-2000

**Table 5U: Number per 1000 of households possessing specified durable goods in each MPCE class and average number possessed per 1000 households by State and UT**

| Punjab |  |   |     |     |     |     |     |     |      |      |      |      |      |      |                                    | Urban                                 |
|--------|--|---|-----|-----|-----|-----|-----|-----|------|------|------|------|------|------|------------------------------------|---------------------------------------|
| code   | item   | per 1000 no. of possessor households in MPCE class (Rs) |     |     |     |     |     |     |      |      |      |      |      |      | average no. possessed per 1000 hhs | no. of sample hhs reportig possession |
|        |  | 000   | 300 | 350 | 425 | 500 | 575 | 665 | 775  | 915  | 1120 | 1500 | 1925 | all  |                                    |                                       |
| (1)    | (2)  | (3)   | (4) | (5) | (6) | (7) | (8) | (9) | (10) | (11) | (12) | (13) | (14) | (15) | (16)                               | (17)                                  |
| 550    | bedstead   | 923   | 977 | 820 | 859 | 863 | 917 | 864 | 786  | 750  | 777  | 943  | 862  | 832  | 4747                               | 1642                                  |
| 551    | almirah, dressing table                              | 301   | 423 | 364 | 408 | 425 | 495 | 571 | 545  | 485  | 497  | 733  | 837  | 529  | 1148                               | 1110                                  |
| 552    | chair, stool, bench, table                           | 378   | 793 | 619 | 669 | 717 | 712 | 751 | 694  | 624  | 660  | 833  | 915  | 707  | 3320                               | 1420                                  |
| 553    | suitcase, trunk, box, handbag and other travel goods | 845   | 759 | 726 | 773 | 746 | 835 | 880 | 805  | 749  | 822  | 889  | 863  | 809  | 2957                               | 1576                                  |
| 554    | foam, rubber cushion (dunlopillo type)               | 49  | 10  | 54  | 83  | 72  | 162 | 119 | 187  | 172  | 211  | 266  | 567  | 185  | 551                                | 392                                   |
| 555    | carpet, daree & other floor mattings                 | 191   | 99  | 89  | 194 | 68  | 266 | 235 | 234  | 255  | 302  | 425  | 577  | 263  | 777                                | 488                                   |
| 556    | paintings, drawings, engravings etc.                 | 0   | 0   | 15  | 19  | 36  | 49  | 98  | 58   | 61   | 115  | 242  | 323  | 93   | 220                                | 221                                   |
| 560    | gramophone & record player                           | 0   | 0   | 15  | 0   | 0   | 1   | 12  | 2    | 16   | 5    | 11   | 30   | 8    | 9                                  | 29                                    |
| 561    | radio  | 562   | 307 | 204 | 324 | 314 | 297 | 320 | 326  | 293  | 357  | 469  | 523  | 341  | 348                                | 653                                   |
| 562    | television   | 410   | 483 | 592 | 570 | 590 | 682 | 684 | 629  | 562  | 567  | 741  | 835  | 630  | 662                                | 1267                                  |
| 563    | VCR/VCP  | 0   | 0   | 0   | 0   | 18  | 12  | 14  | 23   | 34   | 85   | 132  | 197  | 47   | 50                                 | 104                                   |
| 565    | tape recorder, CD player                             | 0   | 269 | 243 | 218 | 190 | 225 | 317 | 349  | 281  | 406  | 532  | 768  | 343  | 363                                | 703                                   |
| 590    | electric fan   | 818   | 841 | 761 | 797 | 746 | 872 | 801 | 760  | 729  | 759  | 918  | 921  | 795  | 1852                               | 1537                                  |
| 591    | air conditioner, air cooler                          | 191   | 153 | 132 | 49  | 114 | 202 | 278 | 275  | 308  | 356  | 509  | 505  | 278  | 368                                | 625                                   |
| 593    | sewing machine                                       | 110   | 351 | 344 | 433 | 425 | 640 | 532 | 513  | 448  | 484  | 589  | 688  | 505  | 518                                | 1012                                  |
| 594    | washing machine                                      | 0   | 17  | 68  | 17  | 28  | 92  | 72  | 112  | 162  | 228  | 528  | 488  | 166  | 168                                | 391                                   |
| 595    | stove  | 693   | 834 | 608 | 697 | 708 | 732 | 740 | 672  | 548  | 582  | 595  | 618  | 649  | 689                                | 1195                                  |
| 596    | pressure cooker/pressure pan                         | 269   | 563 | 366 | 511 | 474 | 637 | 667 | 634  | 500  | 554  | 793  | 850  | 595  | 741                                | 1199                                  |
| 597    | refrigerator   | 0   | 240 | 116 | 154 | 175 | 366 | 416 | 395  | 438  | 456  | 714  | 751  | 404  | 447                                | 873                                   |
| 610    | bicycle  | 540   | 636 | 571 | 628 | 671 | 643 | 621 | 553  | 482  | 452  | 425  | 330  | 536  | 667                                | 1066                                  |
| 611    | motor cycle, scooter                                 | 0   | 87  | 22  | 57  | 83  | 113 | 164 | 193  | 317  | 395  | 623  | 698  | 265  | 303                                | 608                                   |
| 612    | motor car, jeep                                      | 0   | 0   | 0   | 0   | 0   | 0   | 4   | 3    | 12   | 24   | 96   | 397  | 40   | 43                                 | 89                                    |
| 630    | clock, watch   | 353   | 377 | 633 | 518 | 619 | 596 | 623 | 550  | 501  | 608  | 652  | 566  | 574  | 1560                               | 1108                                  |

(Contd.)

NSS Report No. 461: Consumption of Some Important Commodities in India, 1999-2000

**Table 5U: Number per 1000 of households possessing specified durable goods in each MPCE class and average number possessed per 1000 households by State and UT**

| Rajasthan |  |   |     |     |     |     |     |     |      |      |      |      |      |      |                                    | Urban                                 |
|-----------|--|---|-----|-----|-----|-----|-----|-----|------|------|------|------|------|------|------------------------------------|---------------------------------------|
| code      | item   | per 1000 no. of possessor households in MPCE class (Rs) |     |     |     |     |     |     |      |      |      |      |      |      | average no. possessed per 1000 hhs | no. of sample hhs reportig possession |
|           |  | 000   | 300 | 350 | 425 | 500 | 575 | 665 | 775  | 915  | 1120 | 1500 | 1925 | all  |                                    |                                       |
| (1)       | (2)  | (3)   | (4) | (5) | (6) | (7) | (8) | (9) | (10) | (11) | (12) | (13) | (14) | (15) | (16)                               | (17)                                  |
| 550       | bedstead   | 888   | 923 | 947 | 912 | 904 | 956 | 894 | 936  | 970  | 941  | 955  | 997  | 937  | 3206                               | 1846                                  |
| 551       | almirah, dressing table                              | 141   | 136 | 212 | 215 | 462 | 492 | 453 | 635  | 643  | 597  | 682  | 566  | 489  | 760                                | 1097                                  |
| 552       | chair, stool, bench, table                           | 438   | 406 | 538 | 510 | 670 | 744 | 708 | 826  | 856  | 797  | 835  | 888  | 726  | 2806                               | 1499                                  |
| 553       | suitcase, trunk, box, handbag and other travel goods | 810   | 938 | 862 | 820 | 845 | 922 | 825 | 882  | 856  | 834  | 883  | 913  | 864  | 2758                               | 1717                                  |
| 554       | foam, rubber cushion (dunlopillo type)               | 0   | 18  | 17  | 21  | 46  | 52  | 62  | 68   | 141  | 165  | 218  | 149  | 87   | 226                                | 230                                   |
| 555       | carpet, daree & other floor mattings                 | 94  | 383 | 156 | 267 | 279 | 412 | 326 | 352  | 328  | 400  | 395  | 462  | 338  | 802                                | 680                                   |
| 556       | paintings, drawings, engravings etc.                 | 0   | 0   | 16  | 9   | 32  | 34  | 39  | 88   | 76   | 120  | 215  | 224  | 73   | 225                                | 195                                   |
| 560       | gramophone & record player                           | 0   | 0   | 3   | 4   | 22  | 1   | 16  | 16   | 0    | 22   | 12   | 27   | 11   | 12                                 | 22                                    |
| 561       | radio  | 114   | 180 | 211 | 134 | 293 | 264 | 347 | 331  | 366  | 398  | 398  | 393  | 306  | 311                                | 705                                   |
| 562       | television   | 225   | 425 | 401 | 432 | 584 | 696 | 662 | 818  | 841  | 727  | 774  | 708  | 664  | 688                                | 1389                                  |
| 563       | VCR/VCP  | 61  | 4   | 11  | 22  | 0   | 0   | 9   | 9    | 59   | 53   | 35   | 121  | 27   | 27                                 | 61                                    |
| 565       | tape recorder, CD player                             | 18  | 93  | 114 | 141 | 205 | 266 | 272 | 301  | 470  | 507  | 551  | 563  | 321  | 325                                | 675                                   |
| 590       | electric fan   | 612   | 693 | 634 | 634 | 785 | 888 | 776 | 853  | 897  | 869  | 830  | 884  | 807  | 1802                               | 1663                                  |
| 591       | air conditioner, air cooler                          | 35  | 5   | 81  | 73  | 180 | 192 | 205 | 268  | 452  | 458  | 490  | 485  | 271  | 354                                | 545                                   |
| 593       | sewing machine                                       | 61  | 214 | 258 | 373 | 308 | 432 | 376 | 512  | 615  | 526  | 518  | 465  | 434  | 462                                | 880                                   |
| 594       | washing machine                                      | 0   | 0   | 0   | 8   | 9   | 23  | 16  | 33   | 114  | 200  | 246  | 352  | 81   | 82                                 | 209                                   |
| 595       | stove  | 582   | 746 | 623 | 577 | 601 | 682 | 628 | 810  | 661  | 702  | 516  | 522  | 648  | 756                                | 1271                                  |
| 596       | pressure cooker/pressure pan                         | 282   | 171 | 225 | 281 | 440 | 545 | 581 | 682  | 670  | 713  | 727  | 749  | 551  | 721                                | 1162                                  |
| 597       | refrigerator   | 61  | 18  | 25  | 21  | 85  | 131 | 151 | 259  | 448  | 469  | 562  | 516  | 246  | 253                                | 553                                   |
| 610       | bicycle  | 425   | 542 | 379 | 364 | 533 | 541 | 416 | 515  | 377  | 391  | 304  | 90   | 420  | 497                                | 792                                   |
| 611       | motor cycle, scooter                                 | 0   | 43  | 62  | 82  | 102 | 165 | 139 | 351  | 456  | 499  | 625  | 467  | 276  | 323                                | 598                                   |
| 612       | motor car, jeep                                      | 20  | 0   | 9   | 5   | 0   | 1   | 0   | 20   | 14   | 44   | 59   | 117  | 21   | 32                                 | 45                                    |
| 630       | clock, watch   | 459   | 595 | 659 | 662 | 735 | 730 | 704 | 638  | 630  | 619  | 684  | 628  | 667  | 1791                               | 1389                                  |

(Contd.)

NSS Report No. 461: Consumption of Some Important Commodities in India, 1999-2000

**Table 5U: Number per 1000 of households possessing specified durable goods in each MPCE class and average number possessed per 1000 households by State and UT**

| Sikkim |  |   |      |      |      |      |     |     |      |      |      |      |      |      |                                    | Urban                                 |
|--------|--|---|------|------|------|------|-----|-----|------|------|------|------|------|------|------------------------------------|---------------------------------------|
| code   | item   | per 1000 no. of possessor households in MPCE class (Rs) |      |      |      |      |     |     |      |      |      |      |      |      | average no. possessed per 1000 hhs | no. of sample hhs reportig possession |
|        |  | 000   | 300  | 350  | 425  | 500  | 575 | 665 | 775  | 915  | 1120 | 1500 | 1925 | all  |                                    |                                       |
| (1)    | (2)  | (3)   | (4)  | (5)  | (6)  | (7)  | (8) | (9) | (10) | (11) | (12) | (13) | (14) | (15) | (16)                               | (17)                                  |
| 550    | bedstead   | 1000  | 1000 | 1000 | 1000 | 1000 | 968 | 957 | 963  | 998  | 1000 | 955  | 1000 | 982  | 2432                               | 283                                   |
| 551    | almirah, dressing table                              | 359   | 199  | 662  | 759  | 663  | 859 | 624 | 679  | 625  | 778  | 622  | 879  | 688  | 1325                               | 204                                   |
| 552    | chair, stool, bench, table                           | 1000  | 1000 | 1000 | 1000 | 1000 | 904 | 900 | 805  | 813  | 930  | 869  | 994  | 894  | 4223                               | 260                                   |
| 553    | suitcase, trunk, box, handbag and other travel goods | 1000  | 1000 | 1000 | 993  | 1000 | 904 | 973 | 774  | 897  | 973  | 976  | 974  | 929  | 3523                               | 267                                   |
| 554    | foam, rubber cushion (dunlopillo type)               | 0   | 0    | 148  | 0    | 0    | 191 | 237 | 234  | 181  | 252  | 345  | 257  | 206  | 508                                | 73                                    |
| 555    | carpet, daree & other floor mattings                 | 0   | 0    | 148  | 0    | 0    | 188 | 42  | 138  | 193  | 292  | 195  | 493  | 173  | 283                                | 62                                    |
| 556    | paintings, drawings, engravings etc.                 | 0   | 0    | 15   | 0    | 0    | 0   | 81  | 31   | 59   | 111  | 57   | 266  | 65   | 184                                | 22                                    |
| 560    | gramophone & record player                           | 0   | 0    | 0    | 0    | 0    | 0   | 0   | 0    | 29   | 17   | 9    | 0    | 9    | 9                                  | 3                                     |
| 561    | radio  | 534   | 682  | 805  | 649  | 679  | 798 | 421 | 497  | 456  | 569  | 457  | 640  | 545  | 545                                | 163                                   |
| 562    | television   | 0   | 478  | 724  | 410  | 547  | 833 | 709 | 676  | 568  | 732  | 621  | 899  | 657  | 672                                | 199                                   |
| 563    | VCR/VCP  | 0   | 0    | 0    | 0    | 0    | 0   | 0   | 29   | 48   | 109  | 211  | 100  | 61   | 61                                 | 22                                    |
| 565    | tape recorder, CD player                             | 0   | 199  | 15   | 300  | 354  | 453 | 317 | 304  | 422  | 509  | 496  | 663  | 402  | 402                                | 128                                   |
| 590    | electric fan   | 0   | 0    | 238  | 194  | 92   | 238 | 114 | 178  | 154  | 93   | 28   | 229  | 133  | 251                                | 55                                    |
| 591    | air conditioner, air cooler                          | 0   | 0    | 0    | 97   | 0    | 0   | 0   | 0    | 0    | 0    | 0    | 32   | 6    | 35                                 | 2                                     |
| 593    | sewing machine                                       | 0   | 0    | 0    | 0    | 0    | 0   | 50  | 15   | 0    | 42   | 8    | 55   | 20   | 20                                 | 8                                     |
| 594    | washing machine                                      | 0   | 0    | 0    | 0    | 0    | 66  | 0   | 15   | 29   | 94   | 123  | 172  | 51   | 51                                 | 21                                    |
| 595    | stove  | 1000  | 758  | 867  | 929  | 1000 | 904 | 822 | 623  | 665  | 871  | 587  | 825  | 772  | 1089                               | 217                                   |
| 596    | pressure cooker/pressure pan                         | 534   | 478  | 867  | 688  | 740  | 827 | 777 | 666  | 559  | 803  | 671  | 763  | 708  | 1467                               | 201                                   |
| 597    | refrigerator   | 0   | 0    | 0    | 0    | 0    | 409 | 157 | 130  | 108  | 299  | 289  | 292  | 184  | 194                                | 62                                    |
| 610    | bicycle  | 0   | 0    | 0    | 0    | 0    | 0   | 0   | 0    | 0    | 0    | 0    | 0    | 0    | 0                                  | 0                                     |
| 611    | motor cycle, scooter                                 | 0   | 0    | 0    | 97   | 0    | 0   | 0   | 0    | 0    | 15   | 0    | 0    | 8    | 8                                  | 2                                     |
| 612    | motor car, jeep                                      | 0   | 0    | 0    | 0    | 0    | 0   | 0   | 33   | 0    | 5    | 3    | 0    | 7    | 7                                  | 4                                     |
| 630    | clock, watch   | 466   | 962  | 867  | 501  | 1000 | 634 | 768 | 703  | 759  | 945  | 975  | 808  | 806  | 1960                               | 228                                   |

(Contd.)

NSS Report No. 461: Consumption of Some Important Commodities in India, 1999-2000

**Table 5U: Number per 1000 of households possessing specified durable goods in each MPCE class and average number possessed per 1000 households by State and UT**

| Tamil Nadu |  |   |     |     |     |     |     |     |      |      |      |      |      |      |                                    | Urban                                  |
|------------|--|---|-----|-----|-----|-----|-----|-----|------|------|------|------|------|------|------------------------------------|--|
| code       | item   | per 1000 no. of possessor households in MPCE class (Rs) |     |     |     |     |     |     |      |      |      |      |      |      | average no. possessed per 1000 hhs | no. of sample hhs reporting possession |
|            |  | 000   | 300 | 350 | 425 | 500 | 575 | 665 | 775  | 915  | 1120 | 1500 | 1925 | all  |                                    |  |
| (1)        | (2)  | (3)   | (4) | (5) | (6) | (7) | (8) | (9) | (10) | (11) | (12) | (13) | (14) | (15) | (16)                               | (17)                                   |
| 550        | bedstead   | 270   | 401 | 446 | 553 | 526 | 629 | 663 | 636  | 702  | 706  | 768  | 817  | 627  | 927                                | 2658                                   |
| 551        | almirah, dressing table                              | 148   | 250 | 413 | 445 | 456 | 629 | 640 | 676  | 692  | 731  | 798  | 807  | 607  | 874                                | 2643                                   |
| 552        | chair, stool, bench, table                           | 375   | 576 | 632 | 689 | 701 | 803 | 821 | 786  | 833  | 831  | 876  | 907  | 771  | 2505                               | 3309                                   |
| 553        | suitcase, trunk, box, handbag and other travel goods | 622   | 685 | 575 | 715 | 705 | 715 | 788 | 765  | 805  | 801  | 908  | 892  | 761  | 2117                               | 3214                                   |
| 554        | foam, rubber cushion (dunlopillo type)               | 0   | 0   | 2   | 32  | 41  | 24  | 37  | 40   | 69   | 99   | 229  | 161  | 65   | 114                                | 316                                    |
| 555        | carpet, daree & other floor mattings                 | 36  | 18  | 56  | 41  | 40  | 54  | 60  | 68   | 69   | 92   | 101  | 163  | 70   | 143                                | 372                                    |
| 556        | paintings, drawings, engravings etc.                 | 0   | 0   | 0   | 2   | 2   | 10  | 7   | 18   | 7    | 32   | 58   | 78   | 18   | 38                                 | 86                                     |
| 560        | gramophone & record player                           | 10  | 0   | 0   | 0   | 3   | 4   | 7   | 9    | 7    | 10   | 13   | 22   | 7    | 7                                  | 37                                     |
| 561        | radio  | 225   | 262 | 327 | 432 | 360 | 368 | 456 | 397  | 412  | 379  | 371  | 472  | 388  | 388                                | 1754                                   |
| 562        | television   | 126   | 372 | 349 | 424 | 493 | 624 | 663 | 672  | 751  | 759  | 816  | 857  | 624  | 626                                | 2681                                   |
| 563        | VCR/VCP  | 0   | 0   | 0   | 0   | 3   | 6   | 7   | 37   | 34   | 50   | 129  | 237  | 42   | 42                                 | 206                                    |
| 565        | tape recorder, CD player                             | 14  | 44  | 81  | 106 | 154 | 235 | 244 | 272  | 405  | 404  | 562  | 661  | 293  | 298                                | 1223                                   |
| 590        | electric fan   | 181   | 411 | 471 | 540 | 615 | 718 | 745 | 735  | 747  | 776  | 843  | 812  | 680  | 1266                               | 2955                                   |
| 591        | air conditioner, air cooler                          | 0   | 0   | 1   | 2   | 0   | 0   | 1   | 5    | 1    | 8    | 52   | 121  | 14   | 15                                 | 64                                     |
| 593        | sewing machine                                       | 0   | 34  | 26  | 13  | 28  | 51  | 99  | 69   | 58   | 96   | 211  | 180  | 76   | 77                                 | 315                                    |
| 594        | washing machine                                      | 0   | 0   | 3   | 9   | 3   | 20  | 28  | 57   | 122  | 108  | 426  | 532  | 108  | 108                                | 434                                    |
| 595        | stove  | 272   | 447 | 507 | 601 | 652 | 717 | 744 | 690  | 741  | 711  | 700  | 790  | 669  | 769                                | 2893                                   |
| 596        | pressure cooker/pressure pan                         | 8   | 61  | 91  | 142 | 185 | 291 | 350 | 408  | 443  | 587  | 686  | 756  | 374  | 488                                | 1638                                   |
| 597        | refrigerator   | 8   | 0   | 5   | 11  | 16  | 50  | 70  | 149  | 203  | 305  | 585  | 692  | 184  | 186                                | 778                                    |
| 610        | bicycle  | 224   | 348 | 334 | 341 | 389 | 433 | 367 | 400  | 359  | 315  | 325  | 325  | 355  | 403                                | 1467                                   |
| 611        | motor cycle, scooter                                 | 0   | 2   | 30  | 30  | 39  | 65  | 119 | 150  | 225  | 305  | 513  | 430  | 176  | 193                                | 772                                    |
| 612        | motor car, jeep                                      | 0   | 0   | 0   | 0   | 7   | 2   | 4   | 4    | 10   | 11   | 20   | 185  | 18   | 20                                 | 91                                     |
| 630        | clock, watch   | 236   | 430 | 463 | 430 | 474 | 573 | 584 | 536  | 544  | 587  | 606  | 699  | 535  | 1444                               | 2340                                   |

(Contd.)

NSS Report No. 461: Consumption of Some Important Commodities in India, 1999-2000



**Table 5U: Number per 1000 of households possessing specified durable goods in each MPCE class and average number possessed per 1000 households by State and UT**

| Tripura |  |   |     |     |     |     |     |     |      |      |      |      |      |      |                                    | Urban                                 |
|---------|--|---|-----|-----|-----|-----|-----|-----|------|------|------|------|------|------|------------------------------------|---------------------------------------|
| code    | item   | per 1000 no. of possessor households in MPCE class (Rs) |     |     |     |     |     |     |      |      |      |      |      |      | average no. possessed per 1000 hhs | no. of sample hhs reportig possession |
|         |  | 000   | 300 | 350 | 425 | 500 | 575 | 665 | 775  | 915  | 1120 | 1500 | 1925 | all  |                                    |                                       |
| (1)     | (2)  | (3)   | (4) | (5) | (6) | (7) | (8) | (9) | (10) | (11) | (12) | (13) | (14) | (15) | (16)                               | (17)                                  |
| 550     | bedstead   | 341   | 470 | 700 | 718 | 700 | 571 | 796 | 739  | 680  | 750  | 832  | 831  | 725  | 1457                               | 413                                   |
| 551     | almirah, dressing table                              | 0   | 172 | 337 | 543 | 440 | 409 | 706 | 737  | 665  | 516  | 806  | 756  | 586  | 1063                               | 340                                   |
| 552     | chair, stool, bench, table                           | 341   | 134 | 712 | 598 | 684 | 530 | 735 | 722  | 678  | 748  | 781  | 826  | 694  | 2230                               | 392                                   |
| 553     | suitcase, trunk, box, handbag and other travel goods | 341   | 134 | 672 | 665 | 491 | 429 | 570 | 574  | 522  | 663  | 699  | 760  | 588  | 1782                               | 331                                   |
| 554     | foam, rubber cushion (dunlopillo type)               | 0   | 0   | 0   | 0   | 0   | 0   | 0   | 1    | 103  | 124  | 206  | 448  | 82   | 193                                | 44                                    |
| 555     | carpet, daree & other floor mattings                 | 0   | 0   | 0   | 0   | 0   | 0   | 0   | 0    | 33   | 10   | 112  | 193  | 31   | 35                                 | 9                                     |
| 556     | paintings, drawings, engravings etc.                 | 0   | 0   | 0   | 0   | 0   | 0   | 0   | 0    | 0    | 0    | 5    | 33   | 3    | 6                                  | 2                                     |
| 560     | gramophone & record player                           | 0   | 0   | 0   | 0   | 0   | 0   | 0   | 31   | 63   | 5    | 51   | 69   | 22   | 25                                 | 15                                    |
| 561     | radio  | 0   | 53  | 131 | 289 | 156 | 289 | 344 | 247  | 323  | 443  | 429  | 632  | 319  | 321                                | 178                                   |
| 562     | television   | 0   | 0   | 86  | 79  | 369 | 168 | 271 | 409  | 543  | 517  | 694  | 824  | 402  | 412                                | 268                                   |
| 563     | VCR/VCP  | 0   | 0   | 0   | 0   | 0   | 0   | 0   | 20   | 12   | 29   | 14   | 114  | 17   | 17                                 | 11                                    |
| 565     | tape recorder, CD player                             | 0   | 0   | 58  | 0   | 14  | 30  | 74  | 133  | 192  | 277  | 368  | 612  | 168  | 169                                | 105                                   |
| 590     | electric fan   | 0   | 105 | 144 | 253 | 389 | 262 | 440 | 377  | 657  | 504  | 771  | 879  | 471  | 938                                | 302                                   |
| 591     | air conditioner, air cooler                          | 0   | 0   | 0   | 0   | 14  | 0   | 0   | 0    | 0    | 0    | 0    | 0    | 2    | 2                                  | 1                                     |
| 593     | sewing machine                                       | 0   | 0   | 0   | 0   | 0   | 0   | 0   | 53   | 27   | 37   | 228  | 63   | 40   | 43                                 | 23                                    |
| 594     | washing machine                                      | 0   | 0   | 0   | 0   | 0   | 0   | 0   | 0    | 8    | 0    | 23   | 61   | 8    | 8                                  | 4                                     |
| 595     | stove  | 0   | 0   | 80  | 122 | 186 | 318 | 376 | 467  | 465  | 562  | 670  | 765  | 398  | 485                                | 223                                   |
| 596     | pressure cooker/pressure pan                         | 0   | 0   | 40  | 36  | 113 | 85  | 30  | 126  | 291  | 296  | 518  | 538  | 206  | 433                                | 120                                   |
| 597     | refrigerator   | 0   | 0   | 0   | 0   | 0   | 0   | 0   | 61   | 52   | 70   | 244  | 403  | 75   | 77                                 | 57                                    |
| 610     | bicycle  | 0   | 0   | 186 | 117 | 325 | 116 | 276 | 251  | 273  | 177  | 314  | 224  | 230  | 256                                | 157                                   |
| 611     | motor cycle, scooter                                 | 0   | 0   | 0   | 0   | 11  | 0   | 28  | 47   | 59   | 80   | 168  | 299  | 65   | 66                                 | 48                                    |
| 612     | motor car, jeep                                      | 0   | 0   | 0   | 0   | 0   | 0   | 0   | 16   | 0    | 0    | 1    | 0    | 2    | 2                                  | 2                                     |
| 630     | clock, watch   | 0   | 105 | 123 | 270 | 68  | 162 | 258 | 368  | 322  | 479  | 440  | 675  | 307  | 719                                | 205                                   |

(Contd.)

NSS Report No. 461: Consumption of Some Important Commodities in India, 1999-2000

**Table 5U: Number per 1000 of households possessing specified durable goods in each MPCE class and average number possessed per 1000 households by State and UT**

| Uttar Pradesh |  |   |     |     |     |     |     |     |      |      |      |      |      |      |                                    | Urban                                 |
|---------------|--|---|-----|-----|-----|-----|-----|-----|------|------|------|------|------|------|------------------------------------|---------------------------------------|
| code          | item   | per 1000 no. of possessor households in MPCE class (Rs) |     |     |     |     |     |     |      |      |      |      |      |      | average no. possessed per 1000 hhs | no. of sample hhs reportig possession |
|               |  | 000   | 300 | 350 | 425 | 500 | 575 | 665 | 775  | 915  | 1120 | 1500 | 1925 | all  |                                    |                                       |
| (1)           | (2)  | (3)   | (4) | (5) | (6) | (7) | (8) | (9) | (10) | (11) | (12) | (13) | (14) | (15) | (16)                               | (17)                                  |
| 550           | bedstead   | 678   | 849 | 829 | 828 | 743 | 870 | 895 | 813  | 862  | 800  | 873  | 876  | 822  | 3088                               | 4174                                  |
| 551           | almirah, dressing table                              | 91  | 144 | 207 | 262 | 249 | 382 | 425 | 430  | 536  | 519  | 575  | 534  | 347  | 577                                | 1966                                  |
| 552           | chair, stool, bench, table                           | 221   | 413 | 458 | 519 | 498 | 614 | 681 | 610  | 650  | 682  | 729  | 804  | 560  | 2387                               | 2925                                  |
| 553           | suitcase, trunk, box, handbag and other travel goods | 581   | 775 | 784 | 785 | 718 | 813 | 881 | 836  | 907  | 795  | 882  | 854  | 795  | 2838                               | 3962                                  |
| 554           | foam, rubber cushion (dunlopillo type)               | 5   | 6   | 18  | 17  | 36  | 68  | 72  | 143  | 218  | 208  | 343  | 334  | 103  | 297                                | 600                                   |
| 555           | carpet, daree & other floor mattings                 | 65  | 100 | 129 | 139 | 120 | 167 | 168 | 177  | 272  | 259  | 219  | 305  | 170  | 381                                | 889                                   |
| 556           | paintings, drawings, engravings etc.                 | 0   | 1   | 12  | 6   | 22  | 37  | 37  | 58   | 92   | 110  | 162  | 194  | 51   | 117                                | 320                                   |
| 560           | gramophone & record player                           | 0   | 6   | 2   | 5   | 8   | 8   | 13  | 12   | 17   | 23   | 29   | 34   | 11   | 12                                 | 70                                    |
| 561           | radio  | 105   | 147 | 229 | 232 | 201 | 291 | 307 | 353  | 378  | 397  | 385  | 435  | 280  | 362                                | 1403                                  |
| 562           | television   | 118   | 238 | 378 | 402 | 426 | 595 | 628 | 522  | 643  | 584  | 624  | 666  | 476  | 488                                | 2548                                  |
| 563           | VCR/VCP  | 0   | 0   | 3   | 1   | 2   | 12  | 14  | 17   | 28   | 83   | 91   | 164  | 27   | 27                                 | 155                                   |
| 565           | tape recorder, CD player                             | 7   | 27  | 47  | 67  | 98  | 123 | 203 | 200  | 293  | 312  | 326  | 377  | 158  | 166                                | 845                                   |
| 590           | electric fan   | 190   | 308 | 474 | 505 | 514 | 631 | 650 | 580  | 674  | 665  | 769  | 838  | 552  | 1168                               | 2907                                  |
| 591           | air conditioner, air cooler                          | 7   | 18  | 25  | 45  | 61  | 112 | 132 | 148  | 278  | 228  | 358  | 417  | 132  | 172                                | 715                                   |
| 593           | sewing machine                                       | 41  | 104 | 173 | 231 | 226 | 330 | 336 | 336  | 456  | 425  | 449  | 419  | 284  | 296                                | 1553                                  |
| 594           | washing machine                                      | 0   | 0   | 5   | 2   | 26  | 24  | 37  | 54   | 131  | 196  | 241  | 345  | 71   | 74                                 | 385                                   |
| 595           | stove  | 218   | 325 | 375 | 486 | 487 | 572 | 533 | 522  | 555  | 528  | 504  | 471  | 466  | 496                                | 2384                                  |
| 596           | pressure cooker/pressure pan                         | 124   | 245 | 348 | 406 | 424 | 514 | 605 | 532  | 626  | 589  | 703  | 740  | 472  | 660                                | 2398                                  |
| 597           | refrigerator   | 6   | 8   | 25  | 53  | 68  | 116 | 172 | 199  | 334  | 391  | 477  | 425  | 166  | 177                                | 980                                   |
| 610           | bicycle  | 308   | 491 | 530 | 518 | 547 | 557 | 504 | 475  | 519  | 467  | 371  | 367  | 483  | 578                                | 2429                                  |
| 611           | motor cycle, scooter                                 | 4   | 13  | 16  | 28  | 63  | 101 | 167 | 172  | 253  | 460  | 386  | 418  | 153  | 200                                | 828                                   |
| 612           | motor car, jeep                                      | 0   | 3   | 1   | 0   | 1   | 7   | 11  | 7    | 19   | 58   | 76   | 228  | 25   | 26                                 | 127                                   |
| 630           | clock, watch   | 222   | 362 | 450 | 429 | 460 | 525 | 664 | 558  | 675  | 552  | 614  | 711  | 509  | 1241                               | 2511                                  |

(Contd.)

NSS Report No. 461: Consumption of Some Important Commodities in India, 1999-2000

**Table 5U: Number per 1000 of households possessing specified durable goods in each MPCE class and average number possessed per 1000 households by State and UT**

| West Bengal |  |   |           |           |           |           |           |           |           |            |             |             |             |      |                                    | Urban                                 |
|-------------|--|---|-----------|-----------|-----------|-----------|-----------|-----------|-----------|------------|-------------|-------------|-------------|------|------------------------------------|---------------------------------------|
| code        | item   | per 1000 no. of possessor households in MPCE class (Rs) |           |           |           |           |           |           |           |            |             |             |             |      | average no. possessed per 1000 hhs | no. of sample hhs reportig possession |
|             |  | 000 - 300   | 300 - 350 | 350 - 425 | 425 - 500 | 500 - 575 | 575 - 665 | 665 - 775 | 775 - 915 | 915 - 1120 | 1120 - 1500 | 1500 - 1925 | 1925 - more | all  |                                    |                                       |
| (1)         | (2)  | (3)   | (4)       | (5)       | (6)       | (7)       | (8)       | (9)       | (10)      | (11)       | (12)        | (13)        | (14)        | (15) | (16)                               | (17)                                  |
| 550         | bedstead   | 814   | 875       | 865       | 874       | 909       | 892       | 921       | 916       | 929        | 934         | 939         | 956         | 910  | 1640                               | 3036                                  |
| 551         | almirah, dressing table                              | 83  | 237       | 291       | 416       | 515       | 602       | 655       | 668       | 777        | 789         | 840         | 891         | 620  | 1166                               | 2095                                  |
| 552         | chair, stool, bench, table                           | 693   | 697       | 638       | 668       | 669       | 711       | 793       | 744       | 808        | 820         | 837         | 900         | 754  | 2640                               | 2569                                  |
| 553         | suitcase, trunk, box, handbag and other travel goods | 701   | 896       | 815       | 822       | 802       | 828       | 841       | 853       | 817        | 853         | 876         | 833         | 832  | 2992                               | 2775                                  |
| 554         | foam, rubber cushion (dunlopillo type)               | 16  | 0         | 12        | 4         | 19        | 56        | 36        | 26        | 87         | 122         | 156         | 381         | 77   | 163                                | 253                                   |
| 555         | carpet, daree & other floor mattings                 | 31  | 19        | 102       | 151       | 96        | 105       | 120       | 101       | 153        | 110         | 109         | 194         | 118  | 230                                | 437                                   |
| 556         | paintings, drawings, engravings etc.                 | 13  | 15        | 4         | 5         | 2         | 12        | 27        | 14        | 62         | 53          | 62          | 171         | 36   | 97                                 | 135                                   |
| 560         | gramophone & record player                           | 0   | 1         | 4         | 9         | 2         | 5         | 11        | 30        | 18         | 25          | 77          | 64          | 21   | 21                                 | 78                                    |
| 561         | radio  | 226   | 278       | 432       | 461       | 453       | 497       | 520       | 469       | 581        | 550         | 629         | 591         | 502  | 601                                | 1697                                  |
| 562         | television   | 132   | 98        | 175       | 263       | 304       | 464       | 558       | 641       | 743        | 718         | 810         | 877         | 531  | 543                                | 1856                                  |
| 563         | VCR/VCP  | 0   | 0         | 6         | 0         | 7         | 0         | 2         | 8         | 21         | 34          | 67          | 152         | 24   | 24                                 | 74                                    |
| 565         | tape recorder, CD player                             | 0   | 17        | 40        | 56        | 95        | 101       | 164       | 203       | 277        | 359         | 487         | 581         | 215  | 217                                | 751                                   |
| 590         | electric fan   | 161   | 167       | 328       | 376       | 446       | 622       | 670       | 680       | 742        | 784         | 798         | 789         | 603  | 1322                               | 2106                                  |
| 591         | air conditioner, air cooler                          | 9   | 0         | 0         | 0         | 5         | 0         | 7         | 0         | 1          | 5           | 14          | 45          | 6    | 7                                  | 27                                    |
| 593         | sewing machine                                       | 0   | 8         | 27        | 28        | 46        | 71        | 77        | 97        | 111        | 133         | 208         | 214         | 92   | 104                                | 345                                   |
| 594         | washing machine                                      | 0   | 0         | 0         | 0         | 12        | 0         | 5         | 14        | 21         | 42          | 92          | 171         | 29   | 29                                 | 106                                   |
| 595         | stove  | 364   | 255       | 509       | 548       | 614       | 648       | 662       | 661       | 675        | 647         | 652         | 572         | 607  | 664                                | 2113                                  |
| 596         | pressure cooker/pressure pan                         | 12  | 56        | 92        | 138       | 186       | 283       | 363       | 453       | 567        | 641         | 736         | 677         | 393  | 511                                | 1378                                  |
| 597         | refrigerator   | 0   | 0         | 0         | 5         | 17        | 27        | 105       | 129       | 274        | 390         | 531         | 582         | 185  | 188                                | 638                                   |
| 610         | bicycle  | 283   | 326       | 356       | 439       | 421       | 442       | 456       | 520       | 475        | 341         | 317         | 316         | 409  | 486                                | 1417                                  |
| 611         | motor cycle, scooter                                 | 0   | 0         | 7         | 8         | 0         | 10        | 23        | 42        | 57         | 87          | 135         | 166         | 47   | 50                                 | 182                                   |
| 612         | motor car, jeep                                      | 0   | 0         | 0         | 0         | 0         | 0         | 0         | 0         | 8          | 8           | 10          | 116         | 11   | 14                                 | 30                                    |
| 630         | clock, watch   | 356   | 265       | 395       | 484       | 499       | 579       | 611       | 618       | 680        | 756         | 683         | 613         | 586  | 1659                               | 2060                                  |

(Contd.)

NSS Report No. 461: Consumption of Some Important Commodities in India, 1999-2000

**Table 5U: Number per 1000 of households possessing specified durable goods in each MPCE class and average number possessed per 1000 households by State and UT**

| A. & N. Islands |  |   |           |           |           |           |           |           |           |            |             |             |             |      |                                    | Urban                                 |
|-----------------|--|---|-----------|-----------|-----------|-----------|-----------|-----------|-----------|------------|-------------|-------------|-------------|------|------------------------------------|---------------------------------------|
| code            | item   | per 1000 no. of possessor households in MPCE class (Rs) |           |           |           |           |           |           |           |            |             |             |             |      | average no. possessed per 1000 hhs | no. of sample hhs reportig possession |
|                 |  | 000 - 300   | 300 - 350 | 350 - 425 | 425 - 500 | 500 - 575 | 575 - 665 | 665 - 775 | 775 - 915 | 915 - 1120 | 1120 - 1500 | 1500 - 1925 | 1925 - more | all  |                                    |                                       |
| (1)             | (2)  | (3)   | (4)       | (5)       | (6)       | (7)       | (8)       | (9)       | (10)      | (11)       | (12)        | (13)        | (14)        | (15) | (16)                               | (17)                                  |
| 550             | bedstead   | 0   | 0         | 0         | 1000      | 367       | 696       | 906       | 935       | 922        | 874         | 1000        | 816         | 883  | 1666                               | 171                                   |
| 551             | almirah, dressing table                              | 0   | 0         | 0         | 1000      | 367       | 350       | 320       | 213       | 523        | 558         | 783         | 651         | 498  | 795                                | 106                                   |
| 552             | chair, stool, bench, table                           | 0   | 0         | 0         | 1000      | 622       | 815       | 828       | 1000      | 948        | 799         | 1000        | 932         | 892  | 4349                               | 172                                   |
| 553             | suitcase, trunk, box, handbag and other travel goods | 0   | 0         | 0         | 1000      | 1000      | 883       | 832       | 969       | 974        | 870         | 963         | 757         | 900  | 2932                               | 172                                   |
| 554             | foam, rubber cushion (dunlopillo type)               | 0   | 0         | 0         | 0         | 22        | 0         | 0         | 3         | 4          | 142         | 188         | 123         | 75   | 149                                | 24                                    |
| 555             | carpet, daree & other floor mattings                 | 0   | 0         | 0         | 0         | 346       | 0         | 0         | 34        | 0          | 76          | 61          | 204         | 59   | 81                                 | 18                                    |
| 556             | paintings, drawings, engravings etc.                 | 0   | 0         | 0         | 0         | 0         | 0         | 0         | 0         | 65         | 59          | 98          | 45          | 41   | 77                                 | 7                                     |
| 560             | gramophone & record player                           | 0   | 0         | 0         | 0         | 0         | 0         | 0         | 25        | 82         | 25          | 167         | 123         | 56   | 56                                 | 14                                    |
| 561             | radio  | 0   | 0         | 1000      | 0         | 0         | 367       | 421       | 450       | 267        | 451         | 430         | 336         | 391  | 391                                | 78                                    |
| 562             | television   | 0   | 0         | 0         | 0         | 746       | 396       | 667       | 601       | 700        | 747         | 887         | 843         | 700  | 714                                | 144                                   |
| 563             | VCR/VCP  | 0   | 0         | 0         | 0         | 0         | 0         | 0         | 0         | 0          | 0           | 42          | 115         | 16   | 16                                 | 9                                     |
| 565             | tape recorder, CD player                             | 0   | 0         | 0         | 0         | 600       | 34        | 175       | 165       | 495        | 426         | 478         | 393         | 337  | 338                                | 74                                    |
| 590             | electric fan   | 0   | 0         | 0         | 0         | 1000      | 687       | 769       | 866       | 842        | 774         | 997         | 589         | 798  | 1541                               | 156                                   |
| 591             | air conditioner, air cooler                          | 0   | 0         | 0         | 0         | 0         | 0         | 0         | 0         | 0          | 0           | 0           | 162         | 14   | 14                                 | 3                                     |
| 593             | sewing machine                                       | 0   | 0         | 0         | 0         | 346       | 0         | 85        | 100       | 137        | 111         | 236         | 215         | 133  | 133                                | 26                                    |
| 594             | washing machine                                      | 0   | 0         | 0         | 0         | 0         | 0         | 19        | 0         | 0          | 85          | 42          | 107         | 39   | 39                                 | 13                                    |
| 595             | stove  | 0   | 0         | 0         | 0         | 978       | 1000      | 887       | 969       | 889        | 795         | 939         | 943         | 883  | 1152                               | 161                                   |
| 596             | pressure cooker/pressure pan                         | 0   | 0         | 0         | 0         | 724       | 239       | 432       | 211       | 357        | 453         | 492         | 643         | 405  | 639                                | 82                                    |
| 597             | refrigerator   | 0   | 0         | 0         | 0         | 346       | 0         | 64        | 49        | 166        | 314         | 536         | 604         | 255  | 255                                | 54                                    |
| 610             | bicycle  | 0   | 0         | 1000      | 0         | 0         | 117       | 0         | 48        | 83         | 8           | 0           | 16          | 34   | 34                                 | 8                                     |
| 611             | motor cycle, scooter                                 | 0   | 0         | 0         | 0         | 0         | 0         | 82        | 28        | 221        | 241         | 468         | 301         | 199  | 229                                | 52                                    |
| 612             | motor car, jeep                                      | 0   | 0         | 0         | 0         | 0         | 0         | 0         | 0         | 0          | 0           | 0           | 199         | 18   | 26                                 | 6                                     |
| 630             | clock, watch   | 0   | 0         | 0         | 0         | 724       | 810       | 746       | 713       | 843        | 829         | 869         | 722         | 780  | 2359                               | 157                                   |

(Contd.)

NSS Report No. 461: Consumption of Some Important Commodities in India, 1999-2000

**Table 5U: Number per 1000 of households possessing specified durable goods in each MPCE class and average number possessed per 1000 households by State and UT**

| Chandigarh |  |   |      |     |      |     |     |     |      |      |      |      |      |      |                                    | Urban                                 |
|------------|--|---|------|-----|------|-----|-----|-----|------|------|------|------|------|------|------------------------------------|---------------------------------------|
| code       | item   | per 1000 no. of possessor households in MPCE class (Rs) |      |     |      |     |     |     |      |      |      |      |      |      | average no. possessed per 1000 hhs | no. of sample hhs reportig possession |
|            |  | 000   | 300  | 350 | 425  | 500 | 575 | 665 | 775  | 915  | 1120 | 1500 | 1925 | all  |                                    |                                       |
| (1)        | (2)  | (3)   | (4)  | (5) | (6)  | (7) | (8) | (9) | (10) | (11) | (12) | (13) | (14) | (15) | (16)                               | (17)                                  |
| 550        | bedstead   | 849   | 1000 | 938 | 1000 | 964 | 971 | 940 | 1000 | 955  | 982  | 947  | 976  | 968  | 4001                               | 741                                   |
| 551        | almirah, dressing table                              | 0   | 430  | 0   | 323  | 433 | 441 | 350 | 439  | 423  | 505  | 624  | 759  | 546  | 1104                               | 425                                   |
| 552        | chair, stool, bench, table                           | 395   | 575  | 168 | 701  | 745 | 824 | 665 | 846  | 837  | 837  | 828  | 874  | 813  | 4314                               | 634                                   |
| 553        | suitcase, trunk, box, handbag and other travel goods | 1000  | 899  | 740 | 912  | 952 | 872 | 881 | 935  | 958  | 958  | 900  | 906  | 919  | 4821                               | 696                                   |
| 554        | foam, rubber cushion (dunlopillo type)               | 86  | 0    | 0   | 0    | 68  | 139 | 141 | 116  | 186  | 295  | 462  | 542  | 322  | 944                                | 251                                   |
| 555        | carpet, daree & other floor mattings                 | 0   | 0    | 62  | 0    | 0   | 0   | 112 | 47   | 129  | 140  | 194  | 384  | 186  | 278                                | 145                                   |
| 556        | paintings, drawings, engravings etc.                 | 0   | 0    | 0   | 0    | 0   | 0   | 9   | 17   | 18   | 158  | 201  | 281  | 141  | 230                                | 127                                   |
| 560        | gramophone & record player                           | 0   | 329  | 0   | 0    | 2   | 0   | 49  | 66   | 6    | 17   | 30   | 75   | 40   | 40                                 | 30                                    |
| 561        | radio  | 43  | 0    | 49  | 11   | 177 | 148 | 178 | 271  | 244  | 265  | 230  | 265  | 231  | 235                                | 180                                   |
| 562        | television   | 264   | 1000 | 740 | 772  | 735 | 679 | 681 | 904  | 844  | 823  | 732  | 919  | 817  | 856                                | 625                                   |
| 563        | VCR/VCP  | 0   | 0    | 0   | 0    | 0   | 30  | 0   | 0    | 9    | 119  | 98   | 232  | 104  | 106                                | 92                                    |
| 565        | tape recorder, CD player                             | 151   | 117  | 410 | 451  | 186 | 321 | 291 | 298  | 416  | 582  | 520  | 650  | 494  | 496                                | 374                                   |
| 590        | electric fan   | 242   | 1000 | 784 | 862  | 832 | 980 | 805 | 883  | 917  | 865  | 857  | 914  | 879  | 2223                               | 661                                   |
| 591        | air conditioner, air cooler                          | 113   | 101  | 72  | 194  | 104 | 291 | 291 | 485  | 451  | 654  | 677  | 703  | 549  | 777                                | 427                                   |
| 593        | sewing machine                                       | 113   | 0    | 49  | 294  | 246 | 352 | 503 | 479  | 509  | 650  | 623  | 588  | 537  | 570                                | 403                                   |
| 594        | washing machine                                      | 0   | 101  | 0   | 49   | 0   | 148 | 85  | 64   | 166  | 276  | 421  | 561  | 307  | 309                                | 242                                   |
| 595        | stove  | 677   | 872  | 904 | 851  | 799 | 804 | 698 | 824  | 641  | 675  | 656  | 550  | 666  | 699                                | 496                                   |
| 596        | pressure cooker/pressure pan                         | 113   | 648  | 523 | 905  | 843 | 784 | 768 | 921  | 843  | 843  | 807  | 895  | 838  | 1242                               | 630                                   |
| 597        | refrigerator   | 113   | 0    | 72  | 127  | 226 | 235 | 310 | 403  | 492  | 674  | 708  | 783  | 577  | 598                                | 450                                   |
| 610        | bicycle  | 395   | 1000 | 757 | 685  | 837 | 649 | 791 | 736  | 725  | 620  | 545  | 355  | 580  | 792                                | 437                                   |
| 611        | motor cycle, scooter                                 | 151   | 0    | 201 | 31   | 39  | 164 | 169 | 282  | 392  | 574  | 634  | 722  | 491  | 614                                | 362                                   |
| 612        | motor car, jeep                                      | 0   | 0    | 0   | 0    | 0   | 0   | 10  | 17   | 40   | 112  | 109  | 363  | 143  | 154                                | 118                                   |
| 630        | clock, watch   | 828   | 1000 | 556 | 720  | 479 | 663 | 694 | 793  | 456  | 670  | 718  | 750  | 684  | 2332                               | 530                                   |

(Contd.)

NSS Report No. 461: Consumption of Some Important Commodities in India, 1999-2000

**Table 5U: Number per 1000 of households possessing specified durable goods in each MPCE class and average number possessed per 1000 households by State and UT**

| Dadra & Nagar Haveli |  |   |           |           |           |           |           |           |           |            |             |             |             |      |                                    | Urban                                 |
|----------------------|--|---|-----------|-----------|-----------|-----------|-----------|-----------|-----------|------------|-------------|-------------|-------------|------|------------------------------------|---------------------------------------|
| code                 | item   | per 1000 no. of possessor households in MPCE class (Rs) |           |           |           |           |           |           |           |            |             |             |             |      | average no. possessed per 1000 hhs | no. of sample hhs reportig possession |
|                      |  | 000 - 300   | 300 - 350 | 350 - 425 | 425 - 500 | 500 - 575 | 575 - 665 | 665 - 775 | 775 - 915 | 915 - 1120 | 1120 - 1500 | 1500 - 1925 | 1925 - more | all  |                                    |                                       |
| (1)                  | (2)  | (3)   | (4)       | (5)       | (6)       | (7)       | (8)       | (9)       | (10)      | (11)       | (12)        | (13)        | (14)        | (15) | (16)                               | (17)                                  |
| 550                  | bedstead   | 0   | 0         | 701       | 885       | 834       | 901       | 926       | 1000      | 879        | 896         | 736         | 844         | 847  | 1774                               | 82                                    |
| 551                  | almirah, dressing table                              | 0   | 0         | 701       | 454       | 467       | 455       | 384       | 691       | 879        | 850         | 714         | 809         | 715  | 1114                               | 68                                    |
| 552                  | chair, stool, bench, table                           | 0   | 0         | 701       | 808       | 834       | 683       | 852       | 1000      | 879        | 909         | 736         | 844         | 831  | 2733                               | 79                                    |
| 553                  | suitcase, trunk, box, handbag and other travel goods | 0   | 0         | 1000      | 1000      | 1000      | 1000      | 1000      | 813       | 931        | 1000        | 1000        | 936         | 970  | 3035                               | 92                                    |
| 554                  | foam, rubber cushion (dunlopillo type)               | 0   | 0         | 0         | 0         | 0         | 0         | 0         | 0         | 0          | 152         | 142         | 0           | 71   | 189                                | 7                                     |
| 555                  | carpet, daree & other floor mattings                 | 0   | 0         | 1000      | 172       | 367       | 763       | 382       | 164       | 0          | 246         | 210         | 581         | 289  | 658                                | 38                                    |
| 556                  | paintings, drawings, engravings etc.                 | 0   | 0         | 0         | 0         | 0         | 232       | 0         | 114       | 0          | 99          | 14          | 0           | 43   | 75                                 | 6                                     |
| 560                  | gramophone & record player                           | 0   | 0         | 0         | 0         | 0         | 0         | 0         | 0         | 177        | 0           | 56          | 0           | 32   | 32                                 | 2                                     |
| 561                  | radio  | 0   | 0         | 0         | 181       | 367       | 446       | 74        | 136       | 177        | 242         | 87          | 234         | 176  | 176                                | 19                                    |
| 562                  | television   | 0   | 0         | 0         | 68        | 834       | 451       | 676       | 689       | 773        | 674         | 681         | 751         | 641  | 641                                | 60                                    |
| 563                  | VCR/VCP  | 0   | 0         | 0         | 0         | 0         | 0         | 0         | 0         | 0          | 112         | 82          | 176         | 70   | 80                                 | 7                                     |
| 565                  | tape recorder, CD player                             | 0   | 0         | 299       | 115       | 0         | 455       | 444       | 498       | 466        | 430         | 569         | 442         | 448  | 448                                | 43                                    |
| 590                  | electric fan   | 0   | 0         | 701       | 705       | 834       | 469       | 692       | 1000      | 879        | 783         | 1000        | 901         | 865  | 1556                               | 74                                    |
| 591                  | air conditioner, air cooler                          | 0   | 0         | 0         | 0         | 0         | 0         | 0         | 0         | 0          | 65          | 26          | 171         | 44   | 44                                 | 4                                     |
| 593                  | sewing machine                                       | 0   | 0         | 0         | 0         | 367       | 0         | 0         | 51        | 177        | 204         | 14          | 35          | 79   | 95                                 | 11                                    |
| 594                  | washing machine                                      | 0   | 0         | 0         | 0         | 0         | 0         | 0         | 0         | 552        | 265         | 214         | 331         | 210  | 210                                | 18                                    |
| 595                  | stove  | 0   | 0         | 299       | 125       | 533       | 901       | 1000      | 748       | 680        | 853         | 655         | 462         | 662  | 804                                | 64                                    |
| 596                  | pressure cooker/pressure pan                         | 0   | 0         | 1000      | 125       | 1000      | 901       | 621       | 612       | 879        | 909         | 698         | 672         | 721  | 1713                               | 70                                    |
| 597                  | refrigerator   | 0   | 0         | 0         | 0         | 0         | 0         | 0         | 187       | 643        | 421         | 224         | 609         | 307  | 307                                | 30                                    |
| 610                  | bicycle  | 0   | 0         | 0         | 288       | 467       | 237       | 191       | 555       | 289        | 180         | 0           | 0           | 159  | 171                                | 18                                    |
| 611                  | motor cycle, scooter                                 | 0   | 0         | 0         | 0         | 0         | 0         | 0         | 136       | 643        | 449         | 216         | 609         | 306  | 310                                | 33                                    |
| 612                  | motor car, jeep                                      | 0   | 0         | 0         | 0         | 0         | 0         | 0         | 0         | 37         | 65          | 104         | 76          | 57   | 57                                 | 8                                     |
| 630                  | clock, watch   | 0   | 0         | 1000      | 1000      | 1000      | 768       | 926       | 728       | 503        | 834         | 969         | 761         | 844  | 2215                               | 78                                    |

(Contd.)

NSS Report No. 461: Consumption of Some Important Commodities in India, 1999-2000

**Table 5U: Number per 1000 of households possessing specified durable goods in each MPCE class and average number possessed per 1000 households by State and UT**

| Urban       |  |   |     |      |      |      |      |      |      |      |      |      |      |      |                                    |                                       |
|-------------|--|---|-----|------|------|------|------|------|------|------|------|------|------|------|------------------------------------|---------------------------------------|
| Daman & Diu |  |   |     |      |      |      |      |      |      |      |      |      |      |      |                                    |                                       |
| code        | item   | per 1000 no. of possessor households in MPCE class (Rs) |     |      |      |      |      |      |      |      |      |      |      |      | average no. possessed per 1000 hhs | no. of sample hhs reportig possession |
|             |  | 000   | 300 | 350  | 425  | 500  | 575  | 665  | 775  | 915  | 1120 | 1500 | 1925 | all  |                                    |                                       |
| (1)         | (2)  | (3)   | (4) | (5)  | (6)  | (7)  | (8)  | (9)  | (10) | (11) | (12) | (13) | (14) | (15) | (16)                               | (17)                                  |
| 550         | bedstead   | 1000  | 0   | 1000 | 1000 | 953  | 954  | 1000 | 1000 | 978  | 971  | 1000 | 1000 | 986  | 2290                               | 188                                   |
| 551         | almirah, dressing table                              | 1000  | 0   | 1000 | 1000 | 645  | 954  | 871  | 937  | 888  | 947  | 853  | 1000 | 898  | 1428                               | 175                                   |
| 552         | chair, stool, bench, table                           | 1000  | 0   | 1000 | 881  | 1000 | 1000 | 1000 | 968  | 978  | 922  | 1000 | 1000 | 978  | 4635                               | 185                                   |
| 553         | suitcase, trunk, box, handbag and other travel goods | 1000  | 0   | 1000 | 1000 | 953  | 954  | 1000 | 930  | 945  | 1000 | 983  | 913  | 964  | 3185                               | 182                                   |
| 554         | foam, rubber cushion (dunlopillo type)               | 0   | 0   | 0    | 190  | 147  | 0    | 89   | 135  | 264  | 299  | 705  | 205  | 239  | 432                                | 35                                    |
| 555         | carpet, daree & other floor mattings                 | 0   | 0   | 0    | 0    | 79   | 45   | 173  | 301  | 379  | 410  | 683  | 164  | 299  | 482                                | 43                                    |
| 556         | paintings, drawings, engravings etc.                 | 1000  | 0   | 902  | 772  | 720  | 615  | 641  | 710  | 546  | 484  | 760  | 181  | 619  | 2711                               | 108                                   |
| 560         | gramophone & record player                           | 0   | 0   | 0    | 0    | 0    | 0    | 20   | 50   | 0    | 0    | 0    | 34   | 14   | 14                                 | 4                                     |
| 561         | radio  | 0   | 0   | 0    | 32   | 348  | 333  | 336  | 495  | 318  | 138  | 141  | 147  | 283  | 283                                | 67                                    |
| 562         | television   | 0   | 0   | 1000 | 826  | 280  | 817  | 818  | 815  | 848  | 753  | 802  | 1000 | 783  | 786                                | 156                                   |
| 563         | VCR/VCP  | 0   | 0   | 0    | 0    | 0    | 0    | 0    | 0    | 37   | 50   | 649  | 177  | 110  | 110                                | 14                                    |
| 565         | tape recorder, CD player                             | 0   | 0   | 288  | 288  | 209  | 586  | 765  | 822  | 710  | 609  | 790  | 1000 | 686  | 686                                | 127                                   |
| 590         | electric fan   | 1000  | 0   | 1000 | 1000 | 731  | 1000 | 974  | 957  | 1000 | 975  | 970  | 1000 | 962  | 2046                               | 185                                   |
| 591         | air conditioner, air cooler                          | 0   | 0   | 0    | 0    | 0    | 0    | 0    | 0    | 0    | 4    | 17   | 0    | 3    | 3                                  | 2                                     |
| 593         | sewing machine                                       | 0   | 0   | 0    | 32   | 0    | 0    | 188  | 144  | 110  | 79   | 89   | 168  | 103  | 114                                | 30                                    |
| 594         | washing machine                                      | 0   | 0   | 0    | 0    | 0    | 0    | 0    | 0    | 37   | 19   | 633  | 68   | 97   | 98                                 | 12                                    |
| 595         | stove  | 1000  | 0   | 810  | 810  | 1000 | 901  | 865  | 860  | 809  | 527  | 152  | 261  | 690  | 780                                | 151                                   |
| 596         | pressure cooker/pressure pan                         | 1000  | 0   | 1000 | 968  | 781  | 884  | 951  | 789  | 912  | 918  | 818  | 1000 | 881  | 1109                               | 164                                   |
| 597         | refrigerator   | 0   | 0   | 0    | 32   | 15   | 129  | 497  | 363  | 534  | 365  | 745  | 359  | 399  | 517                                | 82                                    |
| 610         | bicycle  | 1000  | 0   | 902  | 794  | 365  | 733  | 569  | 496  | 279  | 181  | 101  | 136  | 385  | 446                                | 82                                    |
| 611         | motor cycle, scooter                                 | 0   | 0   | 0    | 119  | 15   | 49   | 182  | 400  | 469  | 407  | 314  | 925  | 333  | 371                                | 81                                    |
| 612         | motor car, jeep                                      | 0   | 0   | 0    | 0    | 0    | 0    | 0    | 0    | 15   | 19   | 518  | 68   | 78   | 81                                 | 8                                     |
| 630         | clock, watch   | 0   | 0   | 1000 | 1000 | 1000 | 926  | 866  | 860  | 686  | 640  | 376  | 804  | 755  | 2207                               | 165                                   |

(Contd.)

NSS Report No. 461: Consumption of Some Important Commodities in India, 1999-2000

**Table 5U: Number per 1000 of households possessing specified durable goods in each MPCE class and average number possessed per 1000 households by State and UT**

| Urban |  |   |           |           |           |           |           |           |           |            |             |             |             |      |                                    |                                       |
|-------|--|---|-----------|-----------|-----------|-----------|-----------|-----------|-----------|------------|-------------|-------------|-------------|------|------------------------------------|---------------------------------------|
| Delhi |  |   |           |           |           |           |           |           |           |            |             |             |             |      |                                    |                                       |
| code  | item   | per 1000 no. of possessor households in MPCE class (Rs) |           |           |           |           |           |           |           |            |             |             |             |      | average no. possessed per 1000 hhs | no. of sample hhs reportig possession |
|       |  | 000 - 300   | 300 - 350 | 350 - 425 | 425 - 500 | 500 - 575 | 575 - 665 | 665 - 775 | 775 - 915 | 915 - 1120 | 1120 - 1500 | 1500 - 1925 | 1925 - more | all  |                                    |                                       |
| (1)   | (2)  | (3)   | (4)       | (5)       | (6)       | (7)       | (8)       | (9)       | (10)      | (11)       | (12)        | (13)        | (14)        | (15) | (16)                               | (17)                                  |
| 550   | bedstead   | 1000  | 924       | 963       | 938       | 983       | 923       | 890       | 933       | 903        | 909         | 902         | 781         | 884  | 2474                               | 975                                   |
| 551   | almirah, dressing table                              | 0   | 684       | 423       | 634       | 374       | 704       | 746       | 663       | 751        | 691         | 785         | 684         | 686  | 1442                               | 759                                   |
| 552   | chair, stool, bench, table                           | 0   | 773       | 813       | 760       | 686       | 731       | 721       | 839       | 832        | 804         | 844         | 752         | 789  | 3505                               | 869                                   |
| 553   | suitcase, trunk, box, handbag and other travel goods | 0   | 918       | 904       | 873       | 812       | 834       | 777       | 779       | 817        | 832         | 877         | 827         | 828  | 2677                               | 927                                   |
| 554   | foam, rubber cushion (dunlopillo type)               | 0   | 0         | 58        | 0         | 0         | 123       | 214       | 180       | 262        | 376         | 455         | 437         | 303  | 1086                               | 335                                   |
| 555   | carpet, daree & other floor mattings                 | 0   | 792       | 327       | 257       | 292       | 277       | 311       | 302       | 383        | 431         | 623         | 571         | 443  | 938                                | 494                                   |
| 556   | paintings, drawings, engravings etc.                 | 0   | 0         | 25        | 0         | 67        | 19        | 59        | 111       | 129        | 298         | 422         | 391         | 239  | 515                                | 268                                   |
| 560   | gramophone & record player                           | 0   | 0         | 4         | 0         | 33        | 0         | 0         | 5         | 63         | 42          | 39          | 77          | 41   | 48                                 | 40                                    |
| 561   | radio  | 1000  | 734       | 381       | 731       | 619       | 627       | 577       | 579       | 480        | 479         | 299         | 343         | 458  | 464                                | 520                                   |
| 562   | television   | 0   | 589       | 763       | 694       | 665       | 785       | 877       | 791       | 811        | 789         | 789         | 714         | 768  | 827                                | 850                                   |
| 563   | VCR/VCP  | 0   | 0         | 0         | 0         | 0         | 12        | 16        | 21        | 36         | 73          | 68          | 211         | 81   | 94                                 | 86                                    |
| 565   | tape recorder, CD player                             | 0   | 0         | 100       | 161       | 38        | 267       | 245       | 132       | 287        | 270         | 297         | 423         | 275  | 291                                | 296                                   |
| 590   | electric fan   | 0   | 836       | 795       | 912       | 772       | 899       | 881       | 851       | 838        | 826         | 795         | 685         | 797  | 1839                               | 891                                   |
| 591   | air conditioner, air cooler                          | 0   | 0         | 80        | 141       | 149       | 334       | 469       | 438       | 430        | 486         | 548         | 535         | 446  | 917                                | 506                                   |
| 593   | sewing machine                                       | 0   | 228       | 217       | 244       | 279       | 410       | 473       | 399       | 441        | 516         | 507         | 474         | 445  | 476                                | 473                                   |
| 594   | washing machine                                      | 0   | 0         | 142       | 0         | 11        | 27        | 127       | 85        | 188        | 334         | 527         | 535         | 303  | 320                                | 309                                   |
| 595   | stove  | 0   | 892       | 865       | 745       | 363       | 565       | 557       | 499       | 415        | 409         | 243         | 233         | 396  | 459                                | 457                                   |
| 596   | pressure cooker/pressure pan                         | 0   | 1000      | 780       | 837       | 458       | 815       | 682       | 748       | 712        | 752         | 805         | 676         | 726  | 1297                               | 815                                   |
| 597   | refrigerator   | 0   | 0         | 194       | 184       | 125       | 322       | 315       | 316       | 521        | 577         | 713         | 616         | 493  | 524                                | 544                                   |
| 610   | bicycle  | 0   | 228       | 187       | 311       | 295       | 326       | 285       | 205       | 166        | 197         | 113         | 131         | 186  | 190                                | 226                                   |
| 611   | motor cycle, scooter                                 | 0   | 0         | 0         | 22        | 11        | 37        | 95        | 152       | 180        | 286         | 533         | 351         | 253  | 266                                | 270                                   |
| 612   | motor car, jeep                                      | 0   | 0         | 0         | 0         | 0         | 0         | 5         | 9         | 8          | 76          | 118         | 284         | 100  | 123                                | 99                                    |
| 630   | clock, watch   | 0   | 133       | 630       | 644       | 642       | 671       | 604       | 682       | 577        | 659         | 694         | 730         | 666  | 2024                               | 746                                   |

(Contd.)

NSS Report No. 461: Consumption of Some Important Commodities in India, 1999-2000



**Table 5U: Number per 1000 of households possessing specified durable goods in each MPCE class and average number possessed per 1000 households by State and UT**

| Lakshadweep |  |   |           |           |           |           |           |           |           |            |             |             |             |      |                                    | Urban                                 |
|-------------|--|---|-----------|-----------|-----------|-----------|-----------|-----------|-----------|------------|-------------|-------------|-------------|------|------------------------------------|---------------------------------------|
| code        | item   | per 1000 no. of possessor households in MPCE class (Rs) |           |           |           |           |           |           |           |            |             |             |             |      | average no. possessed per 1000 hhs | no. of sample hhs reportig possession |
|             |  | 000 - 300   | 300 - 350 | 350 - 425 | 425 - 500 | 500 - 575 | 575 - 665 | 665 - 775 | 775 - 915 | 915 - 1120 | 1120 - 1500 | 1500 - 1925 | 1925 - more | all  |                                    |                                       |
| (1)         | (2)  | (3)   | (4)       | (5)       | (6)       | (7)       | (8)       | (9)       | (10)      | (11)       | (12)        | (13)        | (14)        | (15) | (16)                               | (17)                                  |
| 550         | bedstead   | 0   | 1000      | 1000      | 1000      | 1000      | 838       | 1000      | 1000      | 1000       | 1000        | 808         | 855         | 945  | 2396                               | 184                                   |
| 551         | almirah, dressing table                              | 0   | 0         | 1000      | 231       | 117       | 624       | 670       | 690       | 861        | 849         | 485         | 430         | 648  | 1131                               | 130                                   |
| 552         | chair, stool, bench, table                           | 0   | 1000      | 1000      | 1000      | 735       | 1000      | 964       | 954       | 1000       | 1000        | 910         | 913         | 959  | 6269                               | 186                                   |
| 553         | suitcase, trunk, box, handbag and other travel goods | 0   | 1000      | 0         | 752       | 1000      | 865       | 805       | 865       | 910        | 925         | 813         | 829         | 864  | 3786                               | 168                                   |
| 554         | foam, rubber cushion (dunlopillo type)               | 0   | 0         | 0         | 0         | 0         | 166       | 171       | 293       | 395        | 634         | 270         | 205         | 312  | 801                                | 64                                    |
| 555         | carpet, daree & other floor mattings                 | 0   | 0         | 0         | 0         | 117       | 39        | 137       | 216       | 261        | 114         | 18          | 167         | 143  | 277                                | 29                                    |
| 556         | paintings, drawings, engravings etc.                 | 0   | 0         | 0         | 0         | 0         | 0         | 0         | 46        | 49         | 0           | 0           | 0           | 15   | 15                                 | 2                                     |
| 560         | gramophone & record player                           | 0   | 0         | 0         | 0         | 0         | 85        | 6         | 0         | 27         | 0           | 0           | 0           | 13   | 13                                 | 4                                     |
| 561         | radio  | 0   | 0         | 0         | 174       | 381       | 711       | 478       | 576       | 476        | 807         | 727         | 632         | 608  | 622                                | 118                                   |
| 562         | television   | 0   | 0         | 0         | 231       | 117       | 342       | 458       | 422       | 683        | 602         | 569         | 613         | 515  | 515                                | 104                                   |
| 563         | VCR/VCP  | 0   | 0         | 0         | 0         | 117       | 156       | 172       | 99        | 289        | 407         | 94          | 164         | 204  | 204                                | 42                                    |
| 565         | tape recorder, CD player                             | 0   | 0         | 1000      | 231       | 178       | 413       | 404       | 631       | 744        | 663         | 443         | 294         | 516  | 516                                | 101                                   |
| 590         | electric fan   | 0   | 1000      | 1000      | 1000      | 735       | 1000      | 843       | 956       | 910        | 1000        | 924         | 894         | 932  | 2778                               | 181                                   |
| 591         | air conditioner, air cooler                          | 0   | 0         | 0         | 0         | 0         | 0         | 0         | 0         | 0          | 0           | 0           | 0           | 0    | 0                                  | 0                                     |
| 593         | sewing machine                                       | 0   | 0         | 0         | 231       | 117       | 440       | 324       | 471       | 471        | 594         | 312         | 175         | 394  | 413                                | 82                                    |
| 594         | washing machine                                      | 0   | 0         | 0         | 0         | 0         | 0         | 66        | 93        | 135        | 297         | 197         | 100         | 130  | 130                                | 27                                    |
| 595         | stove  | 0   | 0         | 0         | 479       | 294       | 507       | 559       | 931       | 837        | 900         | 641         | 695         | 730  | 822                                | 145                                   |
| 596         | pressure cooker/pressure pan                         | 0   | 0         | 0         | 248       | 117       | 341       | 423       | 471       | 453        | 625         | 437         | 482         | 457  | 562                                | 90                                    |
| 597         | refrigerator   | 0   | 0         | 0         | 653       | 294       | 412       | 276       | 515       | 662        | 750         | 458         | 330         | 503  | 516                                | 102                                   |
| 610         | bicycle  | 0   | 0         | 1000      | 1000      | 735       | 694       | 819       | 946       | 831        | 879         | 697         | 605         | 795  | 1358                               | 153                                   |
| 611         | motor cycle, scooter                                 | 0   | 0         | 0         | 174       | 265       | 81        | 145       | 158       | 230        | 364         | 289         | 404         | 250  | 297                                | 51                                    |
| 612         | motor car, jeep                                      | 0   | 0         | 0         | 0         | 0         | 0         | 0         | 0         | 0          | 95          | 0           | 0           | 17   | 17                                 | 3                                     |
| 630         | clock, watch   | 0   | 0         | 1000      | 826       | 735       | 708       | 881       | 884       | 822        | 712         | 683         | 832         | 790  | 2664                               | 152                                   |

(Contd.)

NSS Report No. 461: Consumption of Some Important Commodities in India, 1999-2000

**Table 5U: Number per 1000 of households possessing specified durable goods in each MPCE class and average number possessed per 1000 households by State and UT**

| Pondicherry |  |   |             |             |             |             |             |             |             |              |               |               |               |      |   | Urban  |
|-------------|--|---|-------------|-------------|-------------|-------------|-------------|-------------|-------------|--------------|---------------|---------------|---------------|------|---|--|
| code        | item   | per 1000 no. of possessor households in MPCE class (Rs) |             |             |             |             |             |             |             |              |               |               |               |      | average<br>no. poss<br>-essed<br>per<br>1000<br>hhs | no. of<br>sample<br>hhs<br>reportig<br>possessi-<br>on |
|             |  | 000<br>-300   | 300<br>-350 | 350<br>-425 | 425<br>-500 | 500<br>-575 | 575<br>-665 | 665<br>-775 | 775<br>-915 | 915<br>-1120 | 1120<br>-1500 | 1500<br>-1925 | 1925<br>-more | all  |   |  |
| (1)         | (2)  | (3)   | (4)         | (5)         | (6)         | (7)         | (8)         | (9)         | (10)        | (11)         | (12)          | (13)          | (14)          | (15) | (16)  | (17)   |
| 550         | bedstead   | 398   | 360         | 605         | 492         | 544         | 569         | 696         | 688         | 643          | 791           | 701           | 897           | 630  | 847   | 244  |
| 551         | almirah, dressing table                              | 171   | 461         | 304         | 599         | 555         | 876         | 850         | 845         | 683          | 743           | 752           | 905           | 689  | 842   | 276  |
| 552         | chair, stool, bench, table                           | 810   | 609         | 703         | 803         | 809         | 927         | 938         | 887         | 914          | 881           | 926           | 986           | 870  | 2415  | 330  |
| 553         | suitcase, trunk, box, handbag and other travel goods | 711   | 803         | 623         | 684         | 687         | 773         | 918         | 891         | 924          | 909           | 841           | 972           | 826  | 1462  | 321  |
| 554         | foam, rubber cushion (dunlopillo type)               | 0   | 0           | 33          | 22          | 54          | 15          | 62          | 90          | 46           | 67            | 166           | 181           | 58   | 196   | 36   |
| 555         | carpet, daree & other floor mattings                 | 0   | 41          | 117         | 312         | 125         | 40          | 73          | 66          | 78           | 64            | 34            | 248           | 93   | 294   | 35   |
| 556         | paintings, drawings, engravings etc.                 | 0   | 0           | 0           | 0           | 0           | 0           | 0           | 0           | 21           | 0             | 0             | 83            | 7    | 11  | 3  |
| 560         | gramophone & record player                           | 0   | 0           | 0           | 0           | 21          | 0           | 0           | 0           | 0            | 0             | 38            | 74            | 8    | 8   | 4  |
| 561         | radio  | 318   | 452         | 210         | 453         | 298         | 482         | 355         | 356         | 273          | 364           | 485           | 369           | 363  | 364   | 153  |
| 562         | television   | 35  | 178         | 188         | 354         | 523         | 648         | 694         | 765         | 739          | 715           | 823           | 874           | 604  | 607   | 241  |
| 563         | VCR/VCP  | 0   | 0           | 0           | 0           | 0           | 32          | 0           | 16          | 32           | 86            | 258           | 215           | 45   | 55  | 22   |
| 565         | tape recorder, CD player                             | 35  | 0           | 0           | 105         | 111         | 189         | 484         | 186         | 268          | 396           | 483           | 433           | 237  | 237   | 112  |
| 590         | electric fan   | 486   | 827         | 488         | 575         | 705         | 911         | 913         | 828         | 932          | 921           | 968           | 992           | 825  | 1520  | 311  |
| 591         | air conditioner, air cooler                          | 0   | 0           | 0           | 0           | 0           | 0           | 0           | 0           | 25           | 11            | 129           | 106           | 17   | 20  | 12   |
| 593         | sewing machine                                       | 320   | 89          | 54          | 0           | 49          | 10          | 205         | 24          | 82           | 213           | 244           | 170           | 106  | 106   | 40   |
| 594         | washing machine                                      | 0   | 0           | 0           | 0           | 0           | 0           | 25          | 0           | 41           | 60            | 285           | 179           | 39   | 39  | 24   |
| 595         | stove  | 781   | 827         | 742         | 852         | 860         | 936         | 929         | 854         | 857          | 839           | 875           | 811           | 859  | 1111  | 329  |
| 596         | pressure cooker/pressure pan                         | 0   | 0           | 0           | 73          | 273         | 362         | 385         | 450         | 398          | 439           | 617           | 652           | 339  | 409   | 141  |
| 597         | refrigerator   | 0   | 0           | 0           | 20          | 45          | 213         | 234         | 61          | 139          | 304           | 442           | 621           | 169  | 170   | 84   |
| 610         | bicycle  | 558   | 459         | 515         | 801         | 488         | 719         | 741         | 650         | 595          | 532           | 743           | 490           | 614  | 741   | 231  |
| 611         | motor cycle, scooter                                 | 0   | 0           | 0           | 20          | 153         | 312         | 268         | 143         | 411          | 383           | 395           | 485           | 249  | 273   | 106  |
| 612         | motor car, jeep                                      | 0   | 0           | 0           | 0           | 0           | 0           | 0           | 0           | 0            | 16            | 110           | 74            | 11   | 11  | 3  |
| 630         | clock, watch   | 697   | 734         | 554         | 665         | 809         | 867         | 829         | 866         | 887          | 802           | 879           | 893           | 814  | 1870  | 306  |

(Contd.)

NSS Report No. 461: Consumption of Some Important Commodities in India, 1999-2000

**Table 5U: Number per 1000 of households possessing specified durable goods in each MPCE class and average number possessed per 1000 households by State and UT**

| all-India |  |   |     |     |     |     |     |     |      |      |      |      |      |      |                                    | Urban                                 |
|-----------|--|---|-----|-----|-----|-----|-----|-----|------|------|------|------|------|------|------------------------------------|---------------------------------------|
| code      | item   | per 1000 no. of possessor households in MPCE class (Rs) |     |     |     |     |     |     |      |      |      |      |      |      | average no. possessed per 1000 hhs | no. of sample hhs reportig possession |
|           |  | 000   | 300 | 350 | 425 | 500 | 575 | 665 | 775  | 915  | 1120 | 1500 | 1925 | all  |                                    |                                       |
| (1)       | (2)  | (3)   | (4) | (5) | (6) | (7) | (8) | (9) | (10) | (11) | (12) | (13) | (14) | (15) | (16)                               | (17)                                  |
| 550       | bedstead   | 676   | 775 | 766 | 793 | 798 | 831 | 839 | 829  | 833  | 838  | 854  | 871  | 818  | 2117                               | 39521                                 |
| 551       | almirah, dressing table                              | 148   | 255 | 331 | 397 | 472 | 548 | 617 | 639  | 669  | 682  | 731  | 754  | 561  | 935                                | 28328                                 |
| 552       | chair, stool, bench, table                           | 397   | 568 | 613 | 662 | 710 | 751 | 786 | 787  | 788  | 803  | 822  | 869  | 741  | 2923                               | 36437                                 |
| 553       | suitcase, trunk, box, handbag and other travel goods | 671   | 776 | 771 | 787 | 804 | 824 | 849 | 844  | 853  | 857  | 887  | 867  | 827  | 2629                               | 39276                                 |
| 554       | foam, rubber cushion (dunlopillo type)               | 8   | 14  | 25  | 31  | 42  | 67  | 80  | 110  | 150  | 195  | 299  | 369  | 125  | 371                                | 6867                                  |
| 555       | carpet, daree & other floor mattings                 | 147   | 195 | 171 | 175 | 176 | 193 | 196 | 215  | 240  | 261  | 320  | 389  | 227  | 523                                | 10546                                 |
| 556       | paintings, drawings, engravings etc.                 | 15  | 18  | 25  | 28  | 43  | 45  | 55  | 69   | 80   | 112  | 169  | 223  | 78   | 204                                | 4178                                  |
| 560       | gramophone & record player                           | 6   | 10  | 5   | 8   | 13  | 10  | 10  | 15   | 22   | 21   | 31   | 42   | 17   | 20                                 | 874                                   |
| 561       | radio  | 151   | 241 | 276 | 314 | 334 | 360 | 374 | 375  | 379  | 405  | 389  | 400  | 351  | 373                                | 17662                                 |
| 562       | television   | 151   | 261 | 357 | 426 | 507 | 607 | 673 | 683  | 716  | 701  | 748  | 780  | 595  | 607                                | 29377                                 |
| 563       | VCR/VCP  | 3   | 3   | 4   | 3   | 6   | 8   | 12  | 20   | 31   | 58   | 92   | 193  | 37   | 39                                 | 2207                                  |
| 565       | tape recorder, CD player                             | 34  | 73  | 87  | 133 | 164 | 207 | 272 | 290  | 356  | 411  | 480  | 537  | 278  | 291                                | 14515                                 |
| 590       | electric fan   | 242   | 372 | 483 | 540 | 629 | 718 | 749 | 757  | 770  | 797  | 819  | 834  | 685  | 1393                               | 32727                                 |
| 591       | air conditioner, air cooler                          | 5   | 15  | 19  | 28  | 46  | 74  | 89  | 124  | 143  | 153  | 212  | 283  | 109  | 152                                | 5763                                  |
| 593       | sewing machine                                       | 30  | 77  | 94  | 121 | 146 | 197 | 209 | 234  | 251  | 260  | 301  | 314  | 203  | 212                                | 10736                                 |
| 594       | washing machine                                      | 2   | 3   | 6   | 5   | 11  | 16  | 27  | 47   | 94   | 146  | 267  | 401  | 89   | 92                                 | 4770                                  |
| 595       | stove  | 316   | 433 | 512 | 581 | 631 | 679 | 695 | 690  | 671  | 666  | 614  | 564  | 618  | 720                                | 29494                                 |
| 596       | pressure cooker/pressure pan                         | 101   | 203 | 240 | 310 | 370 | 466 | 537 | 581  | 608  | 642  | 703  | 713  | 496  | 684                                | 24822                                 |
| 597       | refrigerator   | 4   | 16  | 15  | 36  | 51  | 103 | 156 | 221  | 321  | 405  | 557  | 597  | 229  | 237                                | 12134                                 |
| 610       | bicycle  | 301   | 425 | 407 | 446 | 474 | 470 | 452 | 422  | 376  | 325  | 298  | 235  | 390  | 457                                | 18273                                 |
| 611       | motor cycle, scooter                                 | 2   | 11  | 17  | 37  | 57  | 98  | 134 | 189  | 248  | 330  | 433  | 422  | 184  | 212                                | 9652                                  |
| 612       | motor car, jeep                                      | 0   | 1   | 2   | 1   | 1   | 5   | 5   | 8    | 13   | 32   | 59   | 202  | 27   | 106                                | 1530                                  |
| 630       | clock, watch   | 292   | 412 | 477 | 497 | 565 | 607 | 654 | 638  | 652  | 686  | 705  | 724  | 604  | 1624                               | 29499                                 |