

USER MANUAL TO DOWNLOAD MICRODATA

Step 1: Please visit at URL <https://www.mospi.gov.in/> and select microdata tab to access the microdata website.

The screenshot displays the MOSPI website interface. At the top, there is a navigation bar with links: Home, About Us, Publications / Survey Reports, Data Governance, RTI, Public Documents, FAQ, Blogs, Data Inquiry, Archive, and Research Proposal. Below this is a header section with the Government of India logo, the Ministry of Statistics and Programme Implementation name, and the National Sample Survey logo celebrating 75 years. A date and time display shows 19:32pm (IST) on 02/04/2025 | Wednesday. A banner for an 'Instituting Session on Leveraging Non-conventional Data Sources for Official Statistics on 20th March 2025' is visible. The main content area features a line chart titled 'Year Wise Number of Factories-ASI' for the year 2022-23, showing a slight increase from approximately 100,000 in 1982-83 to over 100,000 in 2021-22. To the right, there are tabs for 'LATEST RELEASES', 'RECENT REPORTS', and 'ANNOUNCEMENTS'. Under 'LATEST RELEASES', several items are listed with PDF icons and file sizes, such as 'Link of Payroll Data: January, 2025' (91.77 KB) and 'NSO, India and IIMA Join hands to Strengthen Data-Driven Policy and Innovation' (202.30 KB). At the bottom, there are four buttons: 'eSankhyiki 100+ Million Records', 'Micro data 170+ Surveys' (highlighted with a dashed border), 'Data Visualization 1900+ Visualizations', and 'Search Publications / Survey Reports 2000+ Reports / Publications'.

OR

Step 1: Please visit at URL <https://microdata.gov.in> to select the type of data required.

The screenshot shows the homepage of the Online Microdata Library. At the top left is the Government of India logo and the text "Government of India Ministry of Statistics and Programme Implementation". At the top right is the "75 National Sample Survey Celebrating 75 years of NSS" logo. Below the header is a navigation bar with links for "Home", "Policies and Guidelines", "Download Manual", "Contact Us", and "Login". The main content area features a paragraph describing the National Statistics Office of India's policy of open access to microdata. Below this is another paragraph stating the system serves as a portal for researchers. A central grid of nine buttons lists various survey types: Annual Survey of Industries, Index of Industrial Production, Household Consumer Expenditure, Economic Census, Enterprises Surveys, Periodic Labour Force Survey, Employment and Unemployment, Land and Livestock Holding Surveys, and Other Surveys. The footer contains links for "MoSPI Website", "eSankhyiki Website", and "Disclaimer", along with social media icons for Facebook, X, YouTube, and Instagram. It also mentions "Powered by NADA 5.4".

Government of India
Ministry of Statistics and
Programme Implementation

An Online Microdata Library

75 National Sample Survey
Celebrating 75 years of NSS

Home Policies and Guidelines Download Manual Contact Us Login

National Statistics Office of India under Ministry of Statistics and Programme Implementation follows policy of open access to microdata from its extensive surveys and censuses. Our web-based cataloguing portal, powered by the National Data Archive (NADA) software from the International Household Survey Network(IHSN),provides researchers, policymakers, and the public with seamless access to detailed survey metadata and datasets. This gateway to official statistics is designed to support evidence-based research and informed decision-making through transparent data dissemination.

This system serves as a portal for researchers to browse, search, and download relevant census or survey documents and metadata. The Microdata Archive provides web based access to the complete metadata and unit level data of over **176 surveys** and censuses.

Annual Survey of Industries

Index of Industrial Production

Household Consumer Expenditure

Economic Census

Enterprises Surveys

Periodic Labour Force Survey

Employment and Unemployment

Land and Livestock Holding Surveys

Other Surveys

MoSPI Website eSankhyiki Website Disclaimer

Powered by NADA 5.4

Step II: Select Policies and Guidelines to view the documents related to the policy / guidelines.

Government of India
Ministry of Statistics and
Programme Implementation

An Online Microdata Library

NSO INDIA
Data for Development

75 National
Sample
Survey
Celebrating 75 years of NSS

Home Policies and Guidelines Download Manual Contact Us Login

Home

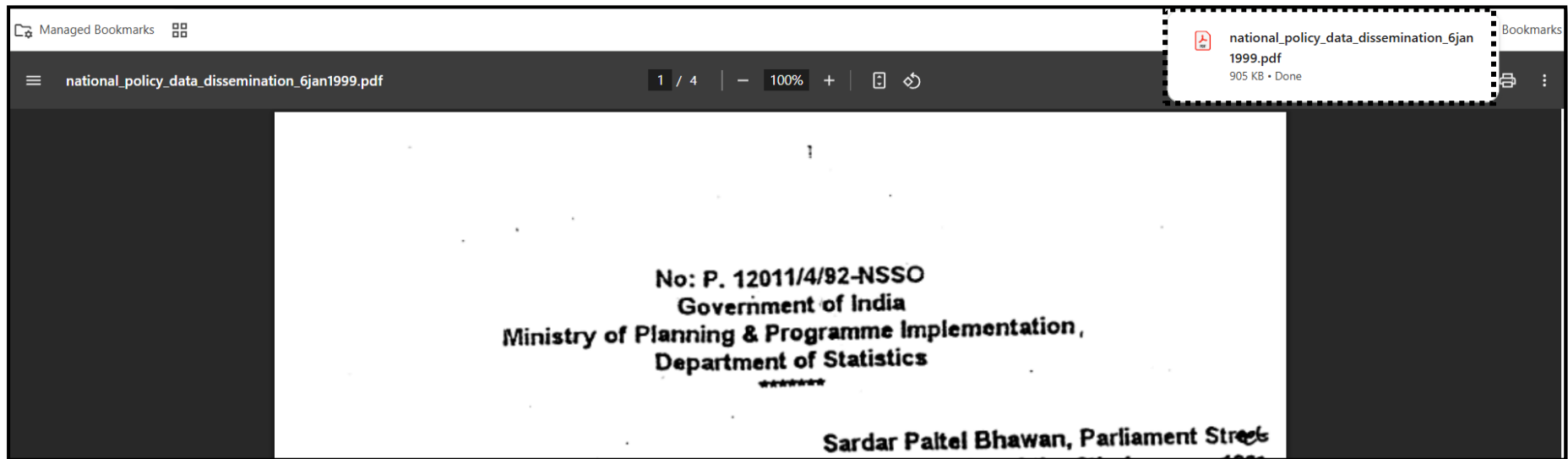
Policies and Guidelines

National Policy on Dissemination of Statistical data
Policy Guidelines for using materials from published NSS reports
Guidelines for Statistical Data Dissemination (GSDD), February 2019
OM-Online Microdata Dissemination Census / Survey conducted by MOSPI

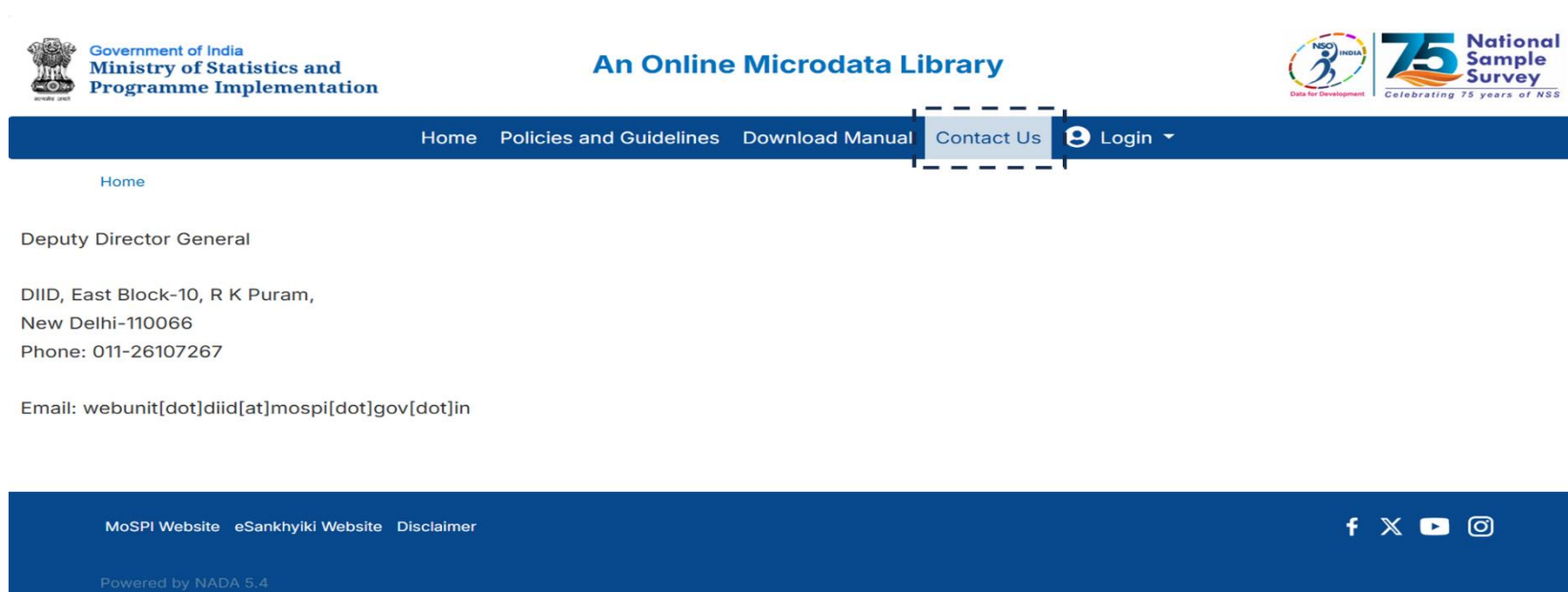
MoSPI Website eSankhyiki Website Disclaimer

Powered by NADA 5.4

On clicking the respective document’s hyperlink, the document would be available to view in a newly opened Tab. The same can be downloaded in a PDF format shown at the top of the browser in the download’s icon.



Step III: Select Contact Us to view the contact information related to DIID (MoSPI).



Step IV: Select a Collection to explore catalogues in it. e.g. Let us select Annual Survey of Industries (ASI) collection.

Government of India
Ministry of Statistics and
Programme Implementation

An Online Microdata Library

Home Policies and Guidelines Download Manual Contact Us Login

National Statistics Office of India under Ministry of Statistics and Programme Implementation follows policy of open access to microdata from its extensive surveys and censuses. Our web-based cataloguing portal, powered by the National Data Archive (NADA) software from the International Household Survey Network(IHSN),provides researchers, policymakers, and the public with seamless access to detailed survey metadata and datasets. This gateway to official statistics is designed to support evidence-based research and informed decision-making through transparent data dissemination.

This system serves as a portal for researchers to browse, search, and download relevant census or survey documents and metadata. The Microdata Archive provides web based access to the complete metadata and unit level data of over 176 surveys and censuses.

Annual Survey of Industries

Index of Industrial Production

Household Consumer Expenditure

Economic Census

Enterprises Surveys

Periodic Labour Force Survey

Employment and Unemployment

Land and Livestock Holding Surveys

Other Surveys

MoSPI Website eSankhyai Website Disclaimer

Powered by NADA 5.4

Step V: Microdata can be accessed after clicking on the Annual Survey of Industries (ASI) collection for the selected year. The study view function and filter option on the left hand and sorting option on the right side of the screen provides deeper searching and sorting on the portal.

The screenshot shows the 'An Online Microdata Library' website. The page title is 'Annual Survey of Industries'. The search results show 1-15 of 6,968 items. The 'Relevance' filter is selected, and a dropdown menu is open showing options: Relevance, Popularity, Year (Recent ↑), Year (Oldest ↓), Title (A-Z), Title (Z-A), Country (A-Z), and Country (Z-A). The search results list includes 'State - State Code' and 'S_No - Running Serial No'.

Step VI: After clicking the on the “ Get Microdata” tab on the respective option for the selected year, it would require the user to Login/Register for accessing the same.



[Home](#) / [Central Data Catalog](#) / [ASI](#) / [DDI-IND-NSO-ASI-2022-23](#)



Annual Survey of Industries 2022-23

India [GET MICRODATA](#)

Reference ID	DDI-IND-NSO-ASI-2022-23
Producer(s)	Industrial Statistics Wing
Collections	Annual Survey of Industries
Metadata	DDI/XML JSON

CREATED ON
Oct 29, 2024

LAST MODIFIED
Oct 30, 2024

PAGE VIEWS
35379

DOWNLOADS
9384

[STUDY DESCRIPTION](#) [DATA DICTIONARY](#) [DOWNLOADS](#) [GET MICRODATA](#)

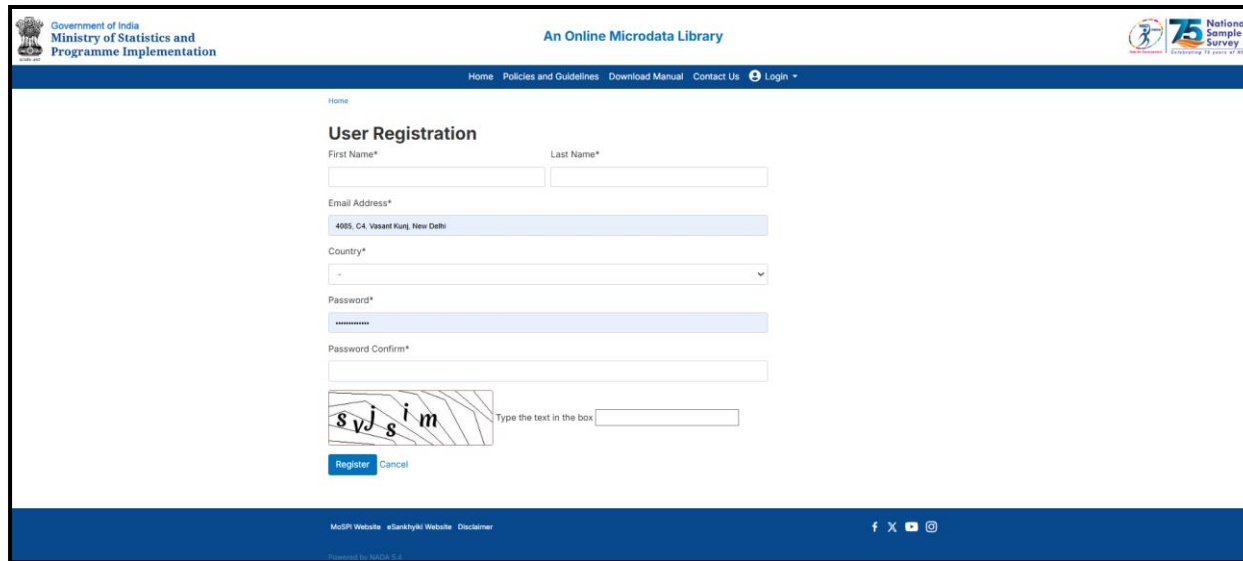
Login to access data

To access data for this study, user must be logged in. Click on the links below to login or register for a free account.

[Login](#) [Register](#)

[Back to Catalog](#)

Step VII: The user would be required to register for the first time to create his/her login credentials through the register button.



The screenshot shows the 'User Registration' page of the 'An Online Microdata Library' website. The page header includes the Government of India logo, Ministry of Statistics and Programme Implementation, and the National Sample Survey logo. The navigation menu contains links for Home, Policies and Guidelines, Download Manual, Contact Us, and Login. The registration form includes fields for First Name*, Last Name*, Email Address* (with a pre-filled address: 4085, C-4 Vasant Kunj, New Delhi), Country* (a dropdown menu), Password*, and Password Confirm*. A captcha image with the text 'svj sim' is displayed, followed by a text input field labeled 'Type the text in the box'. At the bottom of the form are 'Register' and 'Cancel' buttons. The footer contains 'MoSPI Website eSankhyai Website Disclaimer', social media icons for Facebook, X, YouTube, and Instagram, and the text 'Powered by MOOL 2.0'.

Step VIII: User has to activate her/his account through the activation link received on her/his mail id from webunit.diid@mospi.gov.in. The credentials generated at the time of registration can be used for login. The captcha field is mandatory.

Step IX: Fill out the application form to access the required dataset and click on Submit button after agreeing to the data access agreement.

STUDY DESCRIPTION DATA DICTIONARY DOWNLOADS GET MICRODATA

Application for Access to a Public Use Dataset

*Fields marked with * are mandatory.*

The information provided on this page will be kept confidential and will be used for internal purposes only.

First name	
Last name	
Organization	0
E-mail	
	205
	0
	1 of industries 2022-23

*** Intended use of the data:**

Please provide a short description of your research project (project question, objectives, expected outputs, partners)

Data Access Agreement

1. This data should not be used for commercial purpose.
2. Access to requested data will be limited to the applicant, and in case of application made on behalf of an organization, to bonafide users in the organization.
3. The data will be only for the stated purpose(s). Data will not be used for proprietary or law-enforcement purposes.
4. No attempt will be made to identify any individual person, family, business, enterprise, etc. If such a unique disclosure occurs inadvertently, the identification will not be revealed to anyone nor any use will be made of the identity of any person/ entity discovered, and full details in such cases will be reported to Ministry of Statistics & Programme Implementation (MoSPI).
5. The applicant will implement security measures to prevent unauthorized access to data acquired.
6. Any books, articles, papers, theses, reports, publications, etc. that employ data obtained under this request, will cite the data source in accordance with the established norms/practices.
7. An electronic copy of all reports and publications based on the requested data will be sent to the { nssunit.dsdd@mospi.gov.in }.
8. MoSPI bear no responsibility for use of the data or for any interpretation based on it.

By continuing past this point to the data retrieval process, you signify your agreement to comply with the above-stated terms and conditions and give your assurance that the use of statistical data obtained from the National Data Archive will conform to widely-accepted standards of practice and legal restrictions that are intended to protect the confidentiality of respondents.

I agree

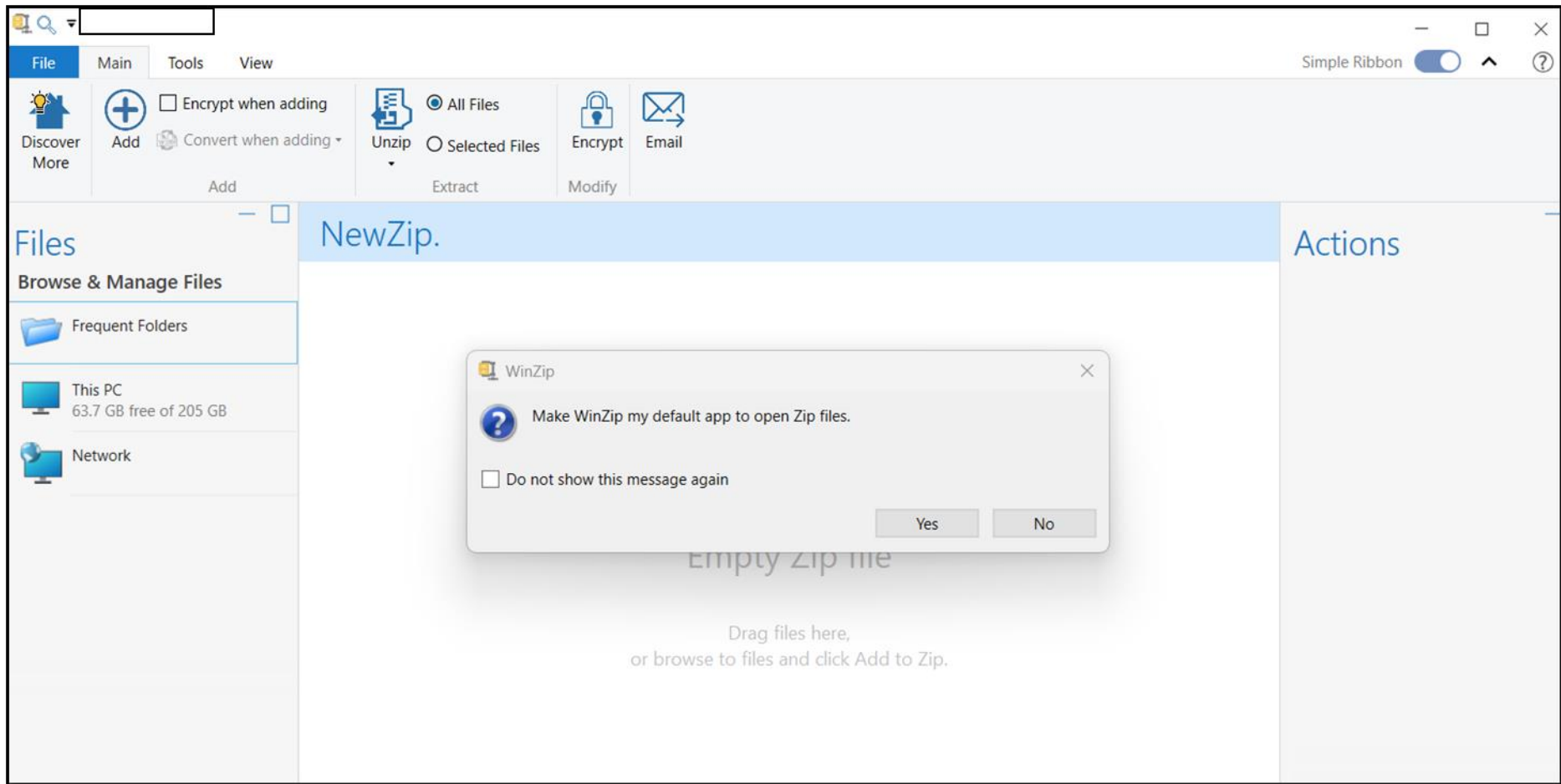
[Back to Catalog](#)

Step X: Download the selected Dataset.

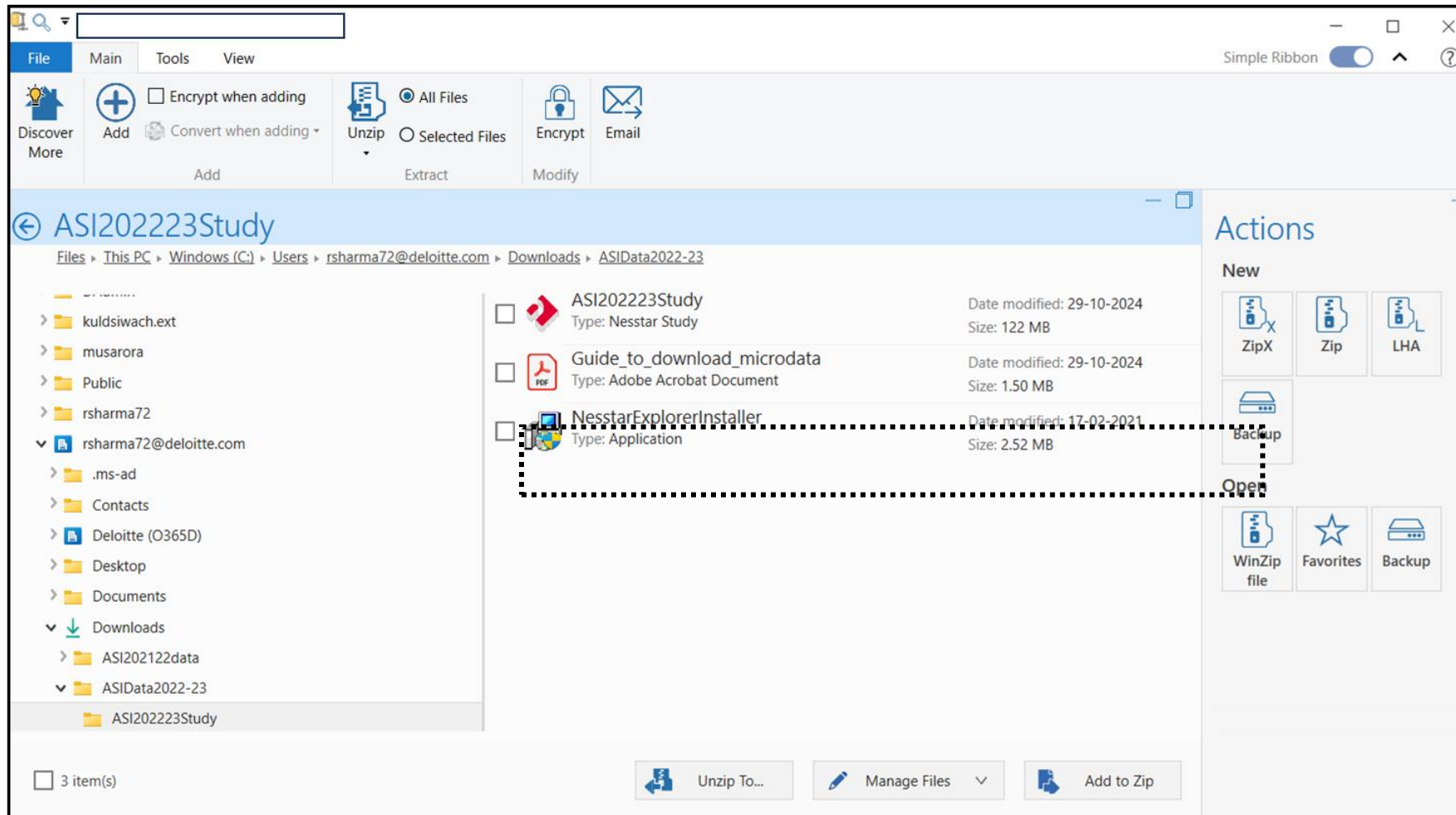
The screenshot displays the 'Annual Survey of Industries 2022-23' page on the Government of India's Online Microdata Library. The page includes a header with the MoSPI logo and navigation links. The main content area features a 'Data Files' section with a 'Download [RAR, 35.47 MB]' button highlighted by a dashed black box. Other elements include a 'Back to Catalog' button and a footer with social media icons and a disclaimer.

Step XI: Extracting the dataset in desired format.

- 1) Extract files from downloaded .rar file (compressed file).
- 2) The extracted dataset can be opened through following extraction method:

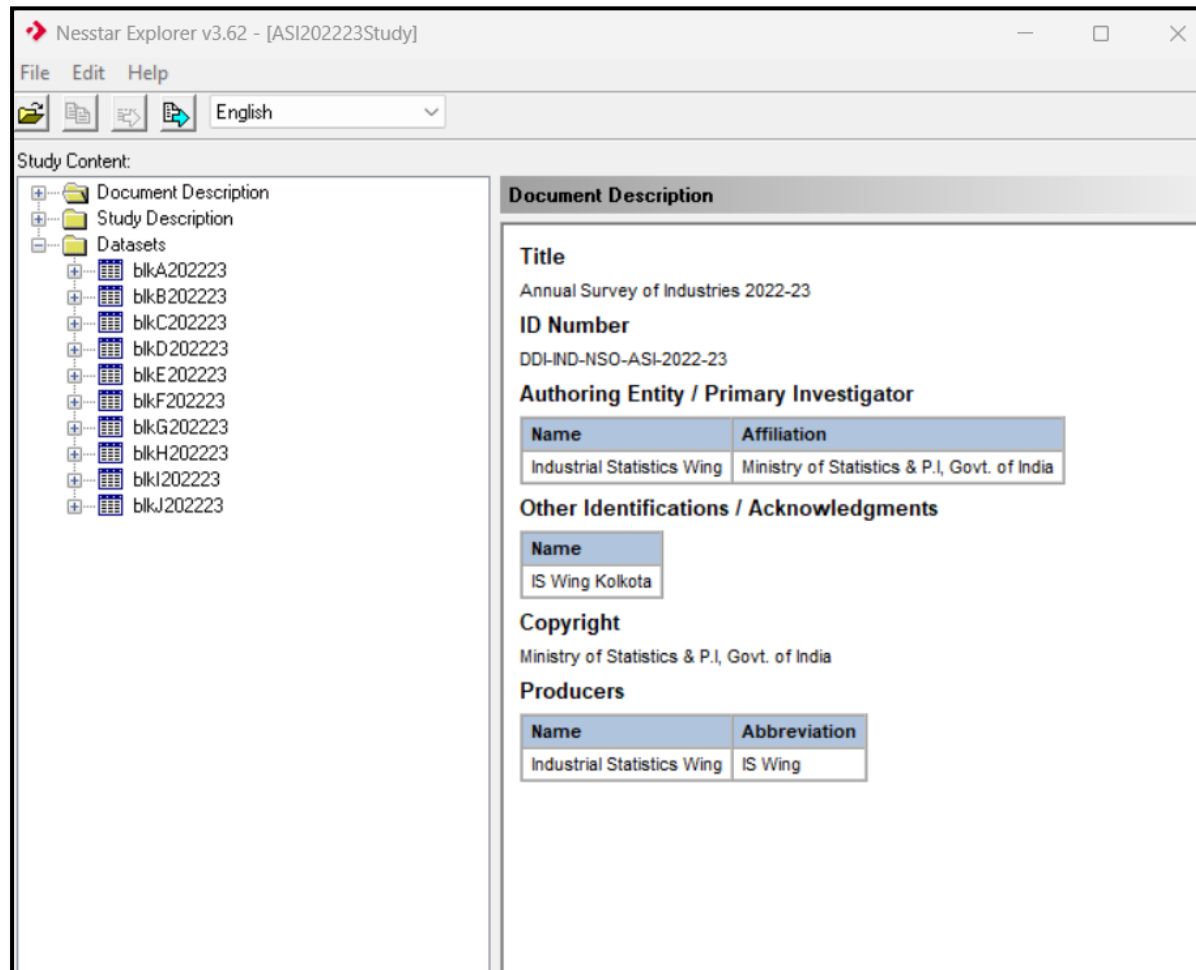


Step XII: Files (csv, pdf) can be accessed using excel or pdf. Files in Nesstar format can be accessed by installing the Nesstar Explorer through the installer available in the compressed file.

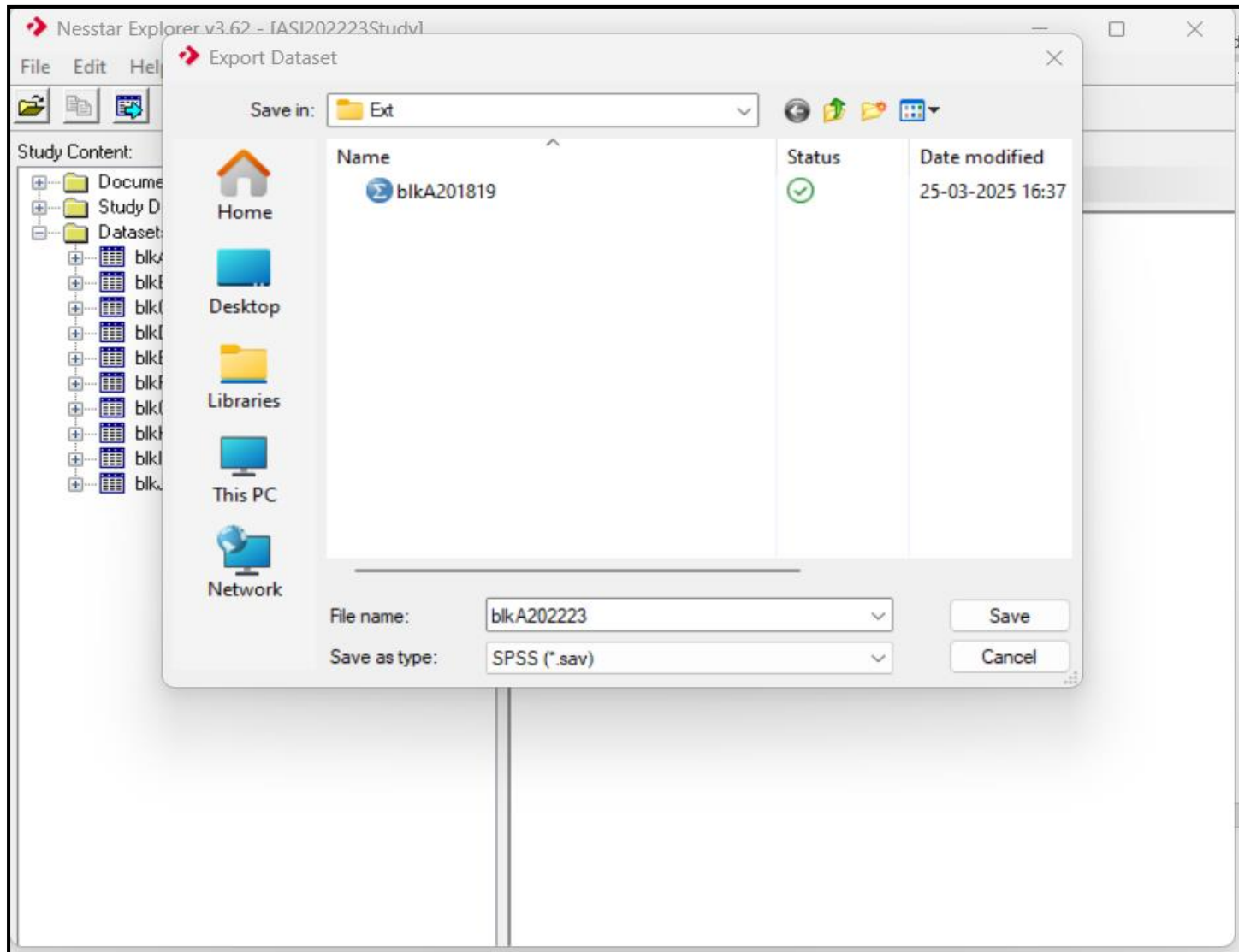


Step XIII: Files in the Nesstar format can be accessed in the following manner:

- 1) Use Nesstar explorer to view the data in Nesstar format



- 2) Using the navigation frame appearing on the left-hand side, navigate through the metadata or microdata.
- 3) Export data onto formats like STATA, SPSS, SAS, DBF, ASCII etc. Scroll down Dataset appearing on the left of the frame.
- 4) Click on the Data Files to list all the data files under study.
- 5) Click on main menu File Export All Datasets for exporting all / selected data file(s) in desired format in desired location.



End of the Document