

**India**

**Central Statistical Organisation(CSO), Ministry of Statistics  
and Programme Implementation, Government of India (GOI)**

**Fourth Economic Census 1998**

**Study Documentation**

October 13, 2017

# Metadata Production

<b>Metadata Producer(s)</b>	<producer abbr='MoSPI' affil='Ministry of Statistics and Programme Implementation'>ESD, CSO</producer> (ESD,CSO,MoSPI) , Government of India , Collection of Socio-Economic Data
<b>Identification</b>	DDI-IND-MOSPI-4-EC-1998

# Table of Contents

<a href="#">Overview</a>	4
<a href="#">Scope &amp; Coverage</a>	8
<a href="#">Producers &amp; Sponsors</a>	9
<a href="#">Sampling</a>	9
<a href="#">Data Collection</a>	9
<a href="#">Accessibility</a>	9
<a href="#">Files Description</a>	10
<a href="#">02 Andhra Pradesh</a>	10
<a href="#">03 Arunachal Pradesh</a>	10
<a href="#">04 Assam</a>	10
<a href="#">05 Bihar</a>	10
<a href="#">06 Goa</a>	10
<a href="#">07 Gujarat</a>	10
<a href="#">08 Haryana</a>	10
<a href="#">09 HP</a>	10
<a href="#">10 J&amp;K</a>	10
<a href="#">11 Karnataka</a>	11
<a href="#">12 Kerala</a>	11
<a href="#">13 Madhya Pradesh</a>	11
<a href="#">14 Maharashtra</a>	11
<a href="#">15 Manipur</a>	11
<a href="#">16 Meghalaya</a>	11
<a href="#">17 Mizoram</a>	11
<a href="#">18 Nagaland</a>	11
<a href="#">19 Orissa</a>	11
<a href="#">20 Punjab</a>	12
<a href="#">21 Rajsthan</a>	12
<a href="#">22 Sikkim</a>	12
<a href="#">23 TamilNadu</a>	12
<a href="#">24 Tripura</a>	12
<a href="#">25 UP</a>	12
<a href="#">26 WB</a>	12
<a href="#">27 AN&amp;Island</a>	12
<a href="#">28 Chandigarh</a>	12
<a href="#">29 Dadar &amp; Nagar Haveli</a>	13
<a href="#">30 Daman &amp; Diu</a>	13
<a href="#">31 Delhi</a>	13
<a href="#">32 Lashadweep</a>	13
<a href="#">33 Pondichery</a>	13
<a href="#">34 Jharkhand</a>	13
<a href="#">35 Chhattisgarh</a>	13
<a href="#">36 Uttaranchal</a>	13
<a href="#">Variables List</a>	14
<a href="#">02 Andhra Pradesh</a>	14
<a href="#">03 Arunachal Pradesh</a>	15
<a href="#">04 Assam</a>	16
<a href="#">05 Bihar</a>	17
<a href="#">06 Goa</a>	18
<a href="#">07 Gujarat</a>	19
<a href="#">08 Haryana</a>	21
<a href="#">09 HP</a>	22
<a href="#">10 J&amp;K</a>	23
<a href="#">11 Karnataka</a>	24
<a href="#">12 Kerala</a>	25

<a href="#">13 Madhya Pradesh</a> .....	26
<a href="#">14 Maharashtra</a> .....	27
<a href="#">15 Manipur</a> .....	29
<a href="#">16 Meghalaya</a> .....	30
<a href="#">17 Mizoram</a> .....	31
<a href="#">18 Nagaland</a> .....	32
<a href="#">19 Orissa</a> .....	33
<a href="#">20 Punjab</a> .....	34
<a href="#">21 Rajasthan</a> .....	36
<a href="#">22 Sikkim</a> .....	37
<a href="#">23 TamilNadu</a> .....	38
<a href="#">24 Tripura</a> .....	39
<a href="#">25 UP</a> .....	40
<a href="#">26 WB</a> .....	41
<a href="#">27 AN&amp;Island</a> .....	43
<a href="#">28 Chandigarh</a> .....	44
<a href="#">29 Dadar &amp; Nagar Haveli</a> .....	45
<a href="#">30 Daman &amp; Diu</a> .....	46
<a href="#">31 Delhi</a> .....	47
<a href="#">32 Lashadweep</a> .....	48
<a href="#">33 Pondichery</a> .....	49
<a href="#">34 Jharkhand</a> .....	51
<a href="#">35 Chhattisgarh</a> .....	52
<a href="#">36 Uttaranchal</a> .....	53
<a href="#">Variables Description</a> .....	55
<a href="#">02 Andhra Pradesh</a> .....	56
<a href="#">03 Arunachal Pradesh</a> .....	180
<a href="#">04 Assam</a> .....	241
<a href="#">05 Bihar</a> .....	342
<a href="#">06 Goa</a> .....	405
<a href="#">07 Gujarat</a> .....	457
<a href="#">08 Haryana</a> .....	569
<a href="#">09 HP</a> .....	638
<a href="#">10 J&amp;K</a> .....	706
<a href="#">11 Karnataka</a> .....	760
<a href="#">12 Kerala</a> .....	856
<a href="#">13 Madhya Pradesh</a> .....	940
<a href="#">14 Maharashtra</a> .....	1047
<a href="#">15 Manipur</a> .....	1163
<a href="#">16 Meghalaya</a> .....	1209
<a href="#">17 Mizoram</a> .....	1255
<a href="#">18 Nagaland</a> .....	1314
<a href="#">19 Orissa</a> .....	1352
<a href="#">20 Punjab</a> .....	1417
<a href="#">21 Rajasthan</a> .....	1497
<a href="#">22 Sikkim</a> .....	1586
<a href="#">23 TamilNadu</a> .....	1646
<a href="#">24 Tripura</a> .....	1770
<a href="#">25 UP</a> .....	1813
<a href="#">26 WB</a> .....	1943
<a href="#">27 AN&amp;Island</a> .....	2080
<a href="#">28 Chandigarh</a> .....	2127
<a href="#">29 Dadar &amp; Nagar Haveli</a> .....	2188
<a href="#">30 Daman &amp; Diu</a> .....	2237
<a href="#">31 Delhi</a> .....	2276
<a href="#">32 Lashadweep</a> .....	2373

<a href="#">33 Pondichery.....</a>	<a href="#">2411</a>
<a href="#">34 Jharkhand.....</a>	<a href="#">2495</a>
<a href="#">35 Chhattisgarh.....</a>	<a href="#">2580</a>
<a href="#">36 Uttaranchal.....</a>	<a href="#">2661</a>

## Fourth Economic Census 1998

### Overview

<b>Identification</b>	IDDI-IND-MOSPI-4-EC-1998
<b>Version</b>	V1.0; Re-organised anonymised dataset for public distribution.

### Abstract

#### Genesis

Reliable and timely data base is the basic infrastructure needed for any sound and systematic planning. Efficient sectoral planning depends to a large extent on the availability of detailed information, preferably at micro level. Though a fairly adequate system of agricultural statistics has already been developed in the country, such an information system has not yet been built up for the non-agricultural sector. While statistics in respect of organised segments of the non-agricultural economy are being collected more or less regularly, it is not so in regard to its unorganised segments even though unorganised sector assumes greater importance due to its significant contribution towards gross domestic product as also in generation of employment in developing economy.

#### Earlier attempts

1.2 attempts were made in the past to bridge these data gaps by both Central agencies and the States. The National Sample Survey Organisation (NSSO) had conducted some surveys on household nonagricultural enterprises in the past. The first round of NSS (1950-51) covered non-agricultural enterprises as one of its subjects. Such enterprises were covered regularly up to the tenth round (1955-56). Subsequently, selected activities were taken up for survey intermittently in different rounds (14th, 23rd & 29th rounds). Establishment schedules were canvassed in 1971 population census. The census of unorganized industrial units was carried out during 1971-73. Census of the units falling within the purview of Development Commissioner, Small scale industries was carried out during 1973-74 and a survey on distributive trade was conducted by some of the States during the fourth five-year plan period (1969-74). All such efforts made prior to 1976 to collect data on unorganized nonagricultural enterprises have been partial and sporadic.

#### Economic Census

1.3 The first coordinated approach to fill these vital data gaps was made by the Central Statistical Organisation (CSO), Government of India by launching a plan scheme 'Economic census and Survey' in 1976. The scheme envisaged organising countrywide census of all economic activities (excluding those engaged in crop production and plantation) followed by detailed sample survey of unorganized segments of different sector on non-agricultural economy in a phased manner during the intervening period of two successive economic censuses. The basic purpose of conducting the economic census was to prepare a frame while follow up surveys collect more detailed sector specific information between two economic censuses. In view of the rapid changes that occur in the unorganised sectors of non-agricultural economy due to high mobility or morbidity of smaller units and also on account of births of new units, the scheme envisaged conducting the economic census periodically in order to update the frame from time to time.

#### First Economic Census (EC-1977) and Follow up Surveys

1.4 The First Economic Census was conducted through-out the country, except Lakshadweep, during 1977 in collaboration with the Directorate of Economics & Statistics (DES) in the States/Union Territories (UT). The coverage was restricted to only nonagricultural establishments employing at least one hired worker on a fairly regular basis. Data on items such as description of activity, number of persons usually working, type of ownership, etc. were collected.

1.5 Reports based on the data of EC-1977 at State/UT level and at all India level were published. Tables giving the activity group-wise distribution of establishments with selected characteristics and with rural and urban break up were generated. State-wise details for major activities and size-class of employment, inter-alia, were also presented in tables.

1.6 Based on the frame provided by the First Economic Census, detailed sample surveys were carried out during 1978-79 and 1979-80 covering the establishments engaged in manufacturing, trade, hotels & restaurants, transport, storage & warehousing and services. While the smaller establishments (employing less than six workers) and own account establishments were covered by NSSO as part of its 33rd and 34th rounds, the larger establishments were covered through separate surveys. Detailed information on employment, emoluments, capital structure, quantity & value of input, output, etc. were collected and reports giving all important characteristics on each of the concerned subjects were published.

## Second Economic Census (EC-1980) and Follow up surveys

1.7 The second economic census was conducted in 1980 along with the house-listing operations of 1981 Population Census. This was done with a view to economizing resources, manpower, time and money. The scope and coverage were enlarged. This time all establishments engaged in economic activities - both agricultural and non-agricultural whether employing any hired worker or not - were covered, except those engaged in crop production and plantation. All States/UTs were covered with the sole exception of Assam, where population census, 1981 was not conducted.

1.8 The information on location of enterprise, description of economic activity carried on, nature of operation, type of ownership, social group of owner, use of power/fuel, total number of workers usually engaged with its hired component and break-up of male and female workers were collected. The items, on which information was collected in second economic census, were more or less the same as those collected in the First Economic Census. However, based on experience gained in the First Economic Census certain items viz. years of activity, value of annual output/turnover/receipt, mixed activity or not, registered/ licensed/recognized and act or authority, if registered were dropped.

1.9 The field work was done by the field staff consisting of enumerators and supervisors employed in the Directorate of Census Operations of each State/UT. The State Directorates of Economics & Statistics (DES) were also associated in the supervision of fieldwork. Data processing and preparation of State level reports of economic census and their publication were carried out by the DES.

1.10 EC 1980 data were released in two series of tables ('A' series and 'B' series) with different set of groupings for minor and major activities as also for agricultural and non-agricultural sectors. 'A' series give the number of own-account enterprises and establishments with relevant characteristics classified according to nature of economic activity. 'B' series gives the principal characteristics of own-account enterprises and establishments classified by size class of total employment for each economic activity. Summary statements, which basically provide the sampling frame and planning material for follow-up enterprise survey, were generated for rural and urban sectors of each State/District separately. The reports were published both at State/ UT level as well as All-India level.

1.11 Based on the frame thrown up by EC-1980, three follow-up surveys were carried out, one in 1983-84 on hotels & restaurants, transport, storage & warehousing and services, second in 1984-85 on unorganized manufacturing and third in 1985-86 on wholesale and retail trade.

1.12 The third economic census scheduled for 1986 could not be carried out due to resource constraints. The EC 1980 frame was updated during 1987-88 in 64 cities (12 cities having more than 10 lakh population and 52 class-I cities) which had problems of identification of enumeration blocks and changes due to rapid urbanization. On the basis of the updated frame, four follow-up surveys were conducted during 1988-89, 1989-90, 1990-91 and 1991-92 covering the subjects of hotels & restaurants and transport, unorganized manufacturing, wholesale & retail trade and medical, educational, cultural & other services respectively.

## Third Economic Census (EC-1990) and follow up surveys

1.13 The Third Economic Census was synchronized with the house listing operations of the Population Census 1991 on the same pattern of EC 1980. The coverage was similar to that of EC 1980. All States/UTs except Jammu & Kashmir, where population census 1991 was not undertaken, were covered.

1.14 The tabulation plan consisted of generation of tables giving the results of EC 1990 under for categories: (a) Agricultural own account enterprises, (b) agricultural establishments, (c) non-agricultural own account enterprises and (d) non-agricultural establishments. For each of these categories, details of number of enterprises, employment with rural - urban break up for each district were presented by size class of employment, major activity, etc. All these tables were grouped broadly in to three categories viz. (i) summary statements (ii) main tables and (iii) derived tables.

1.15 Based on the frame thrown up by EC 1990 four follow up surveys were carried out: (i) Enterprise Survey covering sectors of mining & quarrying, storage & warehousing in 1992-93; (ii) Enterprise Survey covering sectors of hotels & restaurants and transport in 1993-94; (iii) NSS 51st round covering directory, non-directory and own account enterprise in unregistered manufacturing sector in 1994-95 and (iv) Directory Trade Establishments Survey in 1996-97. NSS 53rd round covered the residual part of the unorganized trade sector in 1997.

#### Fourth Economic Census

1.16 With a view to meeting the demand of various user departments for the data on unorganized sectors of the economy and considering the nature of large number of small units which are subjected to high rates of mobility and mortality, it was felt that the economic census must be brought back to quinquennial nature so that an up-to-date frame can be made available once in five years for conducting the follow up surveys. It was also felt necessary to assess the impact of economic liberalization process on entrepreneurial activities of the country and to monitor the sectoral changes, particularly the emergence of service sector. Keeping these aspects in view, fourth economic census was planned during 1996. But due to severe budgetary the scheme could be launched in only 1998.

1.17 The overall responsibility for organisation and conduct of the economic census rested with the CSO. The DESs of States/UTs were made responsible for conducting the field work and preparing the report.

#### Scope and coverage

1.18 A Technical Advisory Group (TAG) was constituted by government of India for finalizing the scope, coverage, concepts & definitions and schedules to be canvassed. The TAG considered the data requirements of different Ministries/ Departments of the Central and State Governments and recommended the items of information to be collected, formats of the schedules and also the tabulation plan. The TAG inter alia recommended to carry out a Post Enumeration Check (PEC) in selected samples to assess the extent of non-sampling errors in economic census data. Besides, it also recommended to form a Monitoring Committee at national level to oversee the progress of economic census work.

1.19 in the fourth economic census a complete enumeration of all agricultural (except crop production & plantation) and non-agricultural entrepreneurial activities was carried out through out the country.

#### Schedules Canvassed

1.20 Economic census operations envisaged identification of the enterprises through complete house listing in House List schedule (Annex I) and collecting the particulars about each enterprise identified through the house list schedule, in Enterprise List schedule (Annex II).

#### Primary Units in rural and urban areas

1.21 Like earlier economic censuses, the basic primary unit for conducting the fourth economic census in rural areas was census villages in all States/UTs except Kerala and Lakshadweep, where panchayat wards were taken as primary units. However, in urban areas there was a departure from the earlier practice. The basic unit in urban areas was the NSSO Urban Frame Survey (UFS) block. This was done mainly because, in earlier economic censuses census enumeration blocks, temporarily carved out at the time of population census, were used which caused problem of identification in conducting subsequent follow up surveys. To facilitate proper identification of the UFS blocks in the field and for confining the census work within the boundary of each block, photocopies of latest maps of UFS blocks for each town/city along with its boundary particulars were supplied to the Directorate of Economic & Statistics of the States/UTs.

#### Preparation of Rural and Urban Directories

1.22 For identification of the primary units in rural and urban areas, twelve digit location codes were adopted to prepare directories of primary units separately for rural and urban sectors in each State/UT. The list of villages as per 1991 Population Census was used for preparation of the rural directory. Urban directory was based on UFS records obtained from the field Operations Division of NSSO. The basic information thus obtained was updated for newly formed districts/tehsils/blocks etc. taking 15 August 1997 as the cut off date by the DES in each State/UT. Some of the States, however, updated the directories using a subsequent date as cut off point. Preparation of these directories was a pre-requisite for starting the field operations.

#### Definition of an Enterprise

1.23 For the purpose of fourth economic census, an enterprise was defined as an undertaking engaged in production and/or distribution of goods and/or services not for the sole purpose of own consumption. An agricultural enterprise was defined as one engaged in livestock production and agricultural services including hunting, trapping and game propagation, forestry, logging and fishing (corresponding to Divisions 02, 03, 04, 05 and 06 of Section 1 of National Industrial Classification (NIC)-1987). Enterprises engaged in activities pertaining to agricultural production and plantation (Divisions 00 and 01 of



Section 1 of NIC-1987) were not covered under the economic census. Enterprises engaged in economic activities with the assistance of at least one hired worker on a fairly regular basis were defined as Establishments. The enterprises operated with the help of household labour only were termed as Own-Account Enterprises.

#### Coverage

1.24 All economic activities were covered except those carried out under the following situations.

- (i) Enterprises of shelter-less and nomadic population which keep on moving from place to place and camp either without shelter or with makeshift shelter.
- (ii) Enterprises engaged in some activities like smuggling, gambling, beggary, prostitution etc.
- (iii) Domestic servants whether they work in one household or in a number of households and drivers etc. who undertake jobs for others on wages.
- (iv) All wage- paid employees.
- (v) Household members engaged in household chores.
- (vi) Persons doing different types of jobs depending on the on the Availability of work e.g. loading, unloading, helping a mason or a carpenter, doing earthwork for a contractor.
- (vii) Households working for others and earning some money (insignificant) i.e. purely employee households.
- (viii) Households in which none of the members is engaged in any gainful activity i.e. households depending on remittance, rent, interest, pension etc.
- (ix) Owners of tube-wells, tractors and bullock carts etc. who utilize their spare capacity to earn extra money if the spare capacity utilization is occasional and not on regular basis.

#### Items of information collected

1.25 The items of information collected in fourth economic census included premises status, description of activity, nature of operation, ownership type, social group of owner, power/fuel used, years of operation, registration, source of finance, total number of persons usually working and hired persons with break up in male/female and adult/child categories.

#### Enumerators and Supervisors

1.26 The services of locally drawn personnel such as primary school teachers, patwaris, village level workers. municipal workers were drafted for enumeration work in most of the States/UTs. In urban areas unemployed youths were also appointed as enumerators in some of the States/UTs. The local officials of immediate supervisory level were appointed as supervisors. In all services of around 6.5 lakh enumerators/supervisors were drafted for census work. The enumerators involved in the operation of economic census were given prior training at different levels.

#### Field Operations

1.27 The fourth Economic Census was conducted independently in all States/UTs. Initially it was proposed to launch the field work of economic census from Feb, 1998 and complete by April, 1998. But in view of General Lok Sabha elections, the date of commencement of field work was postponed. The field work was finally launched from 23 March, 1998.

#### Post Enumeration Check

1.28 As per the recommendation of Technical Advisory Group, in order to assess the extent of non-sampling errors in economic census data Post Enumeration Check (PEC) was conducted in all States/UTs immediately after completion of the field work of economic census. Two Villages and two urban blocks were selected at random in each district throughout the country. The schedules of economic census were canvassed by an independent agency. The field work of PEC was undertaken by the Field Operations Division of National Sample Survey Organisation in all States/UTs except Arunachal Pradesh, Manipur, Mizoram and Tripura, where PEC was done by the DESs of respective States.

#### Release of Provisional Results

1.29 In order to meet the immediate need of various users arrangements were made for quick tabulation of economic census data. An `Enterprise List Abstract` (Annex III) was filled by the enumerator for this purpose on completion of the field work in a village/block. Aggregation of data with rural-urban break up at tehsil, district and state level was done by the DESs. The provisional results in respect of 30 States/UTs were released by CSO in June 1999.

#### Tabulation Plan

1.30 The tabulation plan recommended by the Technical Advisory Group was adopted. Two series of tables were generated: (a) main tables and (b) special tables. The main tables were to provide State/UT-wise results in respect of principal characteristics of the enterprises and employment therein classified by major activity groups, type of enterprises, ownership type, social group of owner, size class of employment, power/fuel, used, source of finance, etc., The special tables were to reflect major characteristics of data at all India level. The tabulation format of the main tables is given at Annex IV.

#### Development of software

1.31 Softwares for data entry, validation, auto-correction as well as for tabulation were developed at the Computer Centre, of the Ministry of Statistics & programme Implementation, Government of India, New Delhi. These softwares were supplied to the DESs in States/UTs. Necessary training for using the softwares was also imparted.

#### Data Processing

1.32 Processing of fourth economic census data undertaken in a decentralized manner. DESs of each State/UT was made responsible for processing of data through in-house facilities available with them or by engaging outside agencies. The data entry work in respect of Arunachal Pradesh, Assam, Bihar, Jammu & Kashmir, Kerala, Madhya Pradesh, Manipur, Mizoram, Sikkim, Tamil Nadu, West Bengal, Andaman & Nicobar Islands, Dadra & Nagar Haveli, Daman & Diu, Delhi, Lakshadweep and Pondicherry was undertaken by the respective DESs using in-house facilities available with them. Rest of the States/UTs except Nagaland and Orissa, hired the services of outside agencies. For Nagaland and Orissa data entry as well as its processing was done at Computer Centre, New Delhi. All India tables were generated at the Computer Centre, New Delhi.

#### Classification of Enterprises

1.33 The National Industrial Classification (NIC) 1987 was used for classifying the enterprises. The list of major agricultural and non-agricultural activity groups in which principal characteristics of the enterprises have been classified is given at Annex V.

#### Concepts and Definitions

1.34 Concepts and definitions of the important terms used in fourth Economic Census are at Annex VI.

#### Format of the Report ?

1.35 Besides this chapter this report contains four more chapters. The second chapter gives the highlights of the results. The subsequent two chapters describe the characteristics of agricultural and non-agricultural enterprises respectively. The last chapter presents a comparative picture of the results of earlier economic censuses.

<b>Unit of Analysis</b>	Enterprise and employment workers.
-------------------------	------------------------------------

### Scope & Coverage

<b>Keywords</b>	AF - Adult Female, AM- Adult Male, CCEA - Cabinet Committee of Economic Affairs, CF - Child Female, CM - Child Male, CSO - Central Statistical Organization, DE - Directory Establishment, DES - Directorate of Economics & Statistics, DWCRA - Development of Women and Children in Rural areas, EC - Economic Census, EST - Establishment, IRDP - Integrated Rural Development Programme, KVIB - Khadi and Village Industries Board, KVIC - Khadi and Village Industries Commission, NDE - Non-directory Establishment, NIC - National Industrial Classification, NPI - Non-profit Institution, NSS - National Sample Survey, NSSO - National Sample Survey Organization, OAE - Own Account Enterprise, OBC - Other Backward Class, PEC - Post Enumeration Check, PVT - Private, SC - Scheduled Caste, ST - Scheduled Tribe, TAG - Technical Advisory Group, TRYSEM - Training of Rural Youth for Self Employment, UFS - Urban Frame Survey, UT - Union Territory
-----------------	---

<b>Topics</b>	Economic Census (EC) is the complete count of all establishments/units located within the geographical boundaries of the country.
<b>Countries</b>	India
<b>Geographic Coverage</b> All the States/UTs of the country.	
<b>Universe</b> Enterprise and employment workers located within the geographical boundaries of the country. All units engaged in the production or distribution of goods or services other than for the sole purpose of own consumption are counted. While all units engaged in non-agricultural activities are covered, in the agricultural sector units in crop production and plantation activities are excluded.	

<b>Producers &amp; Sponsors</b>	
<b>Primary Investigator(s)</b>	Central Statistical Organisation(CSO), Ministry of Statistics and Programme Implementation, Government of India (GOI)
<b>Other Producer(s)</b>	Economic Statistics Division (ESD) , Central Statistics Organization
<b>Funding Agency/ies</b>	Government of India (GoI)

<b>Sampling</b>	
<b>Sampling Procedure</b> Census	
<b>Weighting</b> Not Applicable	

<b>Data Collection</b>	
<b>Data Collection Mode</b>	Face-to-face [f2f]

<b>Accessibility</b>	
<b>Distributor(s)</b>	Computer Centre, Ministry of Statistics and Programme Implementation

# Files Description

Dataset contains 35 file(s)

<b>02 Andhra Pradesh</b>	
# Cases	2902542
# Variable(s)	40

<b>03 Arunachal Pradesh</b>	
# Cases	20694
# Variable(s)	40

<b>04 Assam</b>	
# Cases	593169
# Variable(s)	40

<b>05 Bihar</b>	
# Cases	1043864
# Variable(s)	40

<b>06 Goa</b>	
# Cases	71658
# Variable(s)	40

<b>07 Gujarat</b>	
# Cases	1914576
# Variable(s)	40

<b>08 Haryana</b>	
# Cases	532817
# Variable(s)	40

<b>09 HP</b>	
# Cases	225478
# Variable(s)	40

<b>10 J&amp;K</b>	
# Cases	215600

# Variable(s)	40
---------------	----

<b>11 Karnataka</b>	
# Cases	1911631
# Variable(s)	40

<b>12 Kerala</b>	
# Cases	1564671
# Variable(s)	40

<b>13 Madhya Pradesh</b>	
# Cases	1593342
# Variable(s)	40

<b>14 Maharashtra</b>	
# Cases	3234022
# Variable(s)	40

<b>15 Manipur</b>	
# Cases	80489
# Variable(s)	40

<b>16 Meghalaya</b>	
# Cases	56497
# Variable(s)	40

<b>17 Mizoram</b>	
# Cases	24943
# Variable(s)	40

<b>18 Nagaland</b>	
# Cases	29534
# Variable(s)	40

<b>19 Orissa</b>	
# Cases	1449665
# Variable(s)	40

<b>20 Punjab</b>	
# Cases	717114
# Variable(s)	40

<b>21 Rajsthan</b>	
# Cases	1530585
# Variable(s)	40

<b>22 Sikkim</b>	
# Cases	13059
# Variable(s)	40

<b>23 TamilNadu</b>	
# Cases	2514124
# Variable(s)	40

<b>24 Tripura</b>	
# Cases	104427
# Variable(s)	40

<b>25 UP</b>	
# Cases	2827513
# Variable(s)	40

<b>26 WB</b>	
# Cases	3234396
# Variable(s)	40

<b>27 AN&amp;Island</b>	
# Cases	13725
# Variable(s)	40

<b>28 Chandigarh</b>	
# Cases	39836
# Variable(s)	40

<b>29 Dadar &amp; Nagar Haveli</b>	
# Cases	3977
# Variable(s)	40

<b>30 Daman &amp; Diu</b>	
# Cases	6233
# Variable(s)	40

<b>31 Delhi</b>	
# Cases	685852
# Variable(s)	40

<b>32 Lashadweep</b>	
# Cases	4542
# Variable(s)	40

<b>33 Pondichery</b>	
# Cases	42807
# Variable(s)	40

<b>34 Jharkhand</b>	
# Cases	398910
# Variable(s)	40

<b>35 Chhattisgarh</b>	
# Cases	531098
# Variable(s)	40

<b>36 Uttaranchal</b>	
# Cases	215498
# Variable(s)	40

# Variables List

Dataset contains 1400 variable(s)

File 02 Andhra Pradesh							
#	Name	Label	Type	Format	Valid	Invalid	Question
1	<a href="#">FILE_ID</a>	FILE-ID	discrete	character-6	2902542	0	-
2	<a href="#">ID_NO</a>	IDENTIFICATION NO (ID NO)	discrete	character-12	2902542	0	-
3	<a href="#">ST</a>	STATE	discrete	character-2	2902542	0	-
4	<a href="#">DT</a>	DISTRICT	discrete	character-2	2902542	0	-
5	<a href="#">TEH</a>	TEHSIL	discrete	character-3	2902519	0	-
6	<a href="#">CD_BLOCK</a>	CD BLOCK	discrete	character-2	2902193	0	-
7	<a href="#">SECTOR</a>	Sector	discrete	character-1	2902542	0	-
8	<a href="#">V_C</a>	VILLAGE CODE	discrete	character-3	2902542	0	-
9	<a href="#">WARD</a>	WARD CODE	discrete	character-3	2902542	0	-
10	<a href="#">IV_UNIT</a>	IV UNIT	discrete	character-3	2900521	0	-
11	<a href="#">UFS_BLOCK</a>	UFS BLOCK	discrete	character-2	2901014	0	-
12	<a href="#">P_NO</a>	PAGE NO	discrete	character-3	2902463	0	-
13	<a href="#">LINE_NO</a>	LINE NUMBER	discrete	character-5	2902458	0	-
14	<a href="#">PREM_S</a>	PREMISES STATUS	discrete	character-1	2902542	0	-
15	<a href="#">SRL_NO</a>	RUNNING SERIAL NUMBER	discrete	character-5	2902542	0	-
16	<a href="#">NIC</a>	NIC Code	discrete	character-4	2902538	0	-
17	<a href="#">AGRI_NON..</a>	AGRI.AND NON-AGRI.	discrete	character-1	2902542	0	-
18	<a href="#">NOP</a>	NATURE OF OPERATION	discrete	character-1	2902542	0	-
19	<a href="#">OWN_SHIP</a>	OWNERSHIP CODE	discrete	character-1	2902542	0	-
20	<a href="#">SG</a>	SOCIAL GROUP	discrete	character-1	2902542	0	-
21	<a href="#">P_F_USED</a>	POWER/FUEL USED	discrete	character-1	2902109	0	-
22	<a href="#">Y_OPRA</a>	YEAR OF OPERATION	discrete	character-1	2902521	0	-
23	<a href="#">REGISN</a>	REGISTRATION	discrete	character-2	2901257	0	-
24	<a href="#">SOF</a>	SOURCE OF FINANCE	discrete	character-1	2902542	0	-
25	<a href="#">T_ADULT_M</a>	TOTAL ADULT MALE	discrete	character-5	2902467	0	-
26	<a href="#">T_ADULT_F</a>	TOTAL ADULT FEMALE	discrete	character-5	2902264	0	-
27	<a href="#">T_CHILD_M</a>	TOTAL CHIELD MALE	discrete	character-5	2901430	0	-
28	<a href="#">T_CHILD_F</a>	TOTAL CHIELD FEMALE	discrete	character-5	2901366	0	-
29	<a href="#">TOT</a>	TOTAL OF TOTAL	discrete	character-5	2902542	0	-
30	<a href="#">H_ADULT_M</a>	HIRED ADULT MALE	discrete	character-5	2901809	0	-
31	<a href="#">H_ADULT_F</a>	HIRED ADULT FEMALE	discrete	character-5	2901633	0	-
32	<a href="#">H_CHILD_M</a>	HIRED CHIELD MALE	discrete	character-5	2901348	0	-
33	<a href="#">H_CHILD_F</a>	HIRED CHIELD FEMALE	discrete	character-5	2901046	0	-
34	<a href="#">T_HIRED</a>	TOTAL OF HIRED	discrete	character-5	2901950	0	-
35	<a href="#">REMAKS</a>	REMARKS	discrete	character-3	2896931	0	-



**File 02 Andhra Pradesh**

#	Name	Label	Type	Format	Valid	Invalid	Question
36	<a href="#">TYPE_ENT..</a>	TYPE OF ENTERPRISE	discrete	character-1	2902542	0	-
37	<a href="#">MAJOR_ACT</a>	MAJOR ACTIVITY CODE	discrete	character-2	2902542	0	-
38	<a href="#">SIZE_EMP1</a>	SIZE OF EMPLOYMENT CODE-1	discrete	character-1	2902542	0	-
39	<a href="#">SIZE_EMP2</a>	SIZE OF EMPLOYMENT CODE-2	discrete	character-2	2902542	0	-
40	<a href="#">FITTER</a>	FILLER	discrete	character-1	2902542	0	-

**File 03 Arunachal Pradesh**

#	Name	Label	Type	Format	Valid	Invalid	Question
1	<a href="#">FILE_ID</a>	FILE-ID	discrete	character-6	20694	0	-
2	<a href="#">ID_NO</a>	IDENTIFICATION NO (ID NO)	discrete	character-12	20694	0	-
3	<a href="#">ST</a>	STATE CODE	discrete	character-2	20694	0	-
4	<a href="#">DT</a>	DISTRICT CODE	discrete	character-2	20694	0	-
5	<a href="#">TEH</a>	TEHSIL CODE	discrete	character-3	20694	0	-
6	<a href="#">CD_BLOCK</a>	CD BLOCK	discrete	character-2	20694	0	-
7	<a href="#">SECTOR</a>	SECTOR CODE	discrete	character-1	20694	0	-
8	<a href="#">V_C</a>	VILLAGE CODE	discrete	character-3	20694	0	-
9	<a href="#">WARD</a>	WARD CODE	discrete	character-3	20694	0	-
10	<a href="#">IV_UNIT</a>	IV UNIT	discrete	character-3	20694	0	-
11	<a href="#">UFS_BLOCK</a>	UFS BLOCK	discrete	character-2	20694	0	-
12	<a href="#">P_NO</a>	PAGE NO	discrete	character-3	20694	0	-
13	<a href="#">LINE_NO</a>	LINE NUMBER	discrete	character-5	20694	0	-
14	<a href="#">PREM_S</a>	PREMISES STATUS	discrete	character-1	20694	0	-
15	<a href="#">SRL_NO</a>	RUNNING SERIAL NUMBER	discrete	character-5	20694	0	-
16	<a href="#">NIC</a>	NIC	discrete	character-4	20694	0	-
17	<a href="#">AGRI_NON..</a>	AGRI.AND NON-AGRI.	discrete	character-1	20694	0	-
18	<a href="#">NOP</a>	NATURE OF OPERATION	discrete	character-1	20694	0	-
19	<a href="#">OWN_SHIP</a>	OWNERSHIP CODE	discrete	character-1	20694	0	-
20	<a href="#">SG</a>	SOCIAL GROUP CODE	discrete	character-1	20694	0	-
21	<a href="#">P_F_USED</a>	POWER/FUEL USED	discrete	character-1	20694	0	-
22	<a href="#">Y_OPRA</a>	YEAR OF OPERATION	discrete	character-1	20694	0	-
23	<a href="#">REGISN</a>	REGISTRATION CODE	discrete	character-2	20694	0	-
24	<a href="#">SOF</a>	SOURCE OF FINANCE	discrete	character-1	20694	0	-
25	<a href="#">T_ADULT_M</a>	TOTAL ADULT MALE	discrete	character-5	20694	0	-
26	<a href="#">T_ADULT_F</a>	TOTAL ADULT FEMALE	discrete	character-5	20694	0	-
27	<a href="#">T_CHILD_M</a>	TOTAL CHIELD MALE	discrete	character-5	20694	0	-
28	<a href="#">T_CHILD_F</a>	TOTAL CHIELD FEMALE	discrete	character-5	20694	0	-
29	<a href="#">TOT</a>	TOTAL OF TOTAL	discrete	character-5	20694	0	-

**File 03 Arunachal Pradesh**

#	Name	Label	Type	Format	Valid	Invalid	Question
30	<a href="#">H_ADULT_M</a>	HIRED ADULT MALE	discrete	character-5	20694	0	-
31	<a href="#">H_ADULT_F</a>	HIRED ADULT FEMALE	discrete	character-5	20694	0	-
32	<a href="#">H_CHILD_M</a>	HIRED CHIELD MALE	discrete	character-5	20694	0	-
33	<a href="#">H_CHILD_F</a>	HIRED CHIELD FEMALE	discrete	character-5	20694	0	-
34	<a href="#">T_HIRED</a>	TOTAL OF HIRED	discrete	character-5	20694	0	-
35	<a href="#">REMAKS</a>	REMARKS	discrete	character-3	20694	0	-
36	<a href="#">TYPE_ENT..</a>	TYPE OF ENTERPRISE	discrete	character-1	20694	0	-
37	<a href="#">MAJOR_ACT</a>	MAJOR ACTIVITY CODE	discrete	character-2	20694	0	-
38	<a href="#">SIZE_EMP1</a>	SIZE OF EMPLOYMENT CODE-	discrete	character-1	20694	0	-
39	<a href="#">SIZE_EMP2</a>	SIZE OF EMPLOYMENT CODE-	discrete	character-2	20694	0	-
40	<a href="#">FITTER</a>	FILLER	discrete	character-1	0	0	-

**File 04 Assam**

#	Name	Label	Type	Format	Valid	Invalid	Question
1	<a href="#">FILE_ID</a>	FILE-ID	discrete	character-6	593169	0	-
2	<a href="#">ID_NO</a>	FILE-ID	discrete	character-12	593169	0	-
3	<a href="#">ST</a>	STATE	discrete	character-2	593169	0	-
4	<a href="#">DT</a>	DISTRICT	discrete	character-2	593169	0	-
5	<a href="#">TEH</a>	TEHSIL	discrete	character-3	593169	0	-
6	<a href="#">CD_BLOCK</a>	CD BLOCK	discrete	character-2	593169	0	-
7	<a href="#">SECTOR</a>	SECTOR	discrete	character-1	593169	0	-
8	<a href="#">V_C</a>	VILLAGE CODE	discrete	character-3	593169	0	-
9	<a href="#">WARD</a>	WARD CODE	discrete	character-3	593168	0	-
10	<a href="#">IV_UNIT</a>	IV UNIT	discrete	character-3	593168	0	-
11	<a href="#">UFS_BLOCK</a>	UFS BLOCK	discrete	character-2	593168	0	-
12	<a href="#">P_NO</a>	PAGE NO	discrete	character-3	593168	0	-
13	<a href="#">LINE_NO</a>	LINE NUMBER	discrete	character-5	593168	0	-
14	<a href="#">PREM_S</a>	PREMISES STATUS	discrete	character-1	593169	0	-
15	<a href="#">SRL_NO</a>	RUNNING SERIAL NUMBER	discrete	character-5	593168	0	-
16	<a href="#">NIC</a>	NIC Code	discrete	character-4	593169	0	-
17	<a href="#">AGRI_NON..</a>	AGRI.AND NON-AGRI.	discrete	character-1	593169	0	-
18	<a href="#">NOP</a>	NATURE OF OPERATION	discrete	character-1	593169	0	-
19	<a href="#">OWN_SHIP</a>	NERSHIP CODE	discrete	character-1	593169	0	-
20	<a href="#">SG</a>	SOCIAL GROUP	discrete	character-1	593169	0	-
21	<a href="#">P_F_USED</a>	POWER/FUEL USED	discrete	character-1	593169	0	-
22	<a href="#">Y_OPRA</a>	YEAR OF OPERATION	discrete	character-1	593169	0	-
23	<a href="#">REGISN</a>	REGISTRATION	discrete	character-2	593169	0	-

<b>File 04 Assam</b>							
#	Name	Label	Type	Format	Valid	Invalid	Question
24	<a href="#">SOF</a>	SOURCE OF FINANCE	discrete	character-1	593169	0	-
25	<a href="#">T_ADULT_M</a>	TOTAL ADULT MALE	discrete	character-5	593169	0	-
26	<a href="#">T_ADULT_F</a>	TOTAL ADULT FEMALE	discrete	character-5	593169	0	-
27	<a href="#">T_CHILD_M</a>	TOTAL CHIELD MALE	discrete	character-5	593169	0	-
28	<a href="#">T_CHILD_F</a>	TOTAL CHIELD FEMALE	discrete	character-5	593169	0	-
29	<a href="#">TOT</a>	TOTAL OF TOTAL	discrete	character-5	593169	0	-
30	<a href="#">H_ADULT_M</a>	HIRED ADULT MALE	discrete	character-5	593169	0	-
31	<a href="#">H_ADULT_F</a>	HIRED ADULT FEMALE	discrete	character-5	593169	0	-
32	<a href="#">H_CHILD_M</a>	HIRED CHIELD MALE	discrete	character-5	593169	0	-
33	<a href="#">H_CHILD_F</a>	HIRED CHIELD FEMALE	discrete	character-5	593169	0	-
34	<a href="#">T_HIRED</a>	TOTAL OF HIRED	discrete	character-5	593169	0	-
35	<a href="#">REMAKS</a>	REMARKS	discrete	character-3	593168	0	-
36	<a href="#">TYPE_ENT..</a>	TYPE OF ENTERPRISE	discrete	character-1	593169	0	-
37	<a href="#">MAJOR_ACT</a>	MAJOR ACTIVITY CODE	discrete	character-2	593169	0	-
38	<a href="#">SIZE_EMP1</a>	SIZE OF EMPLOYMENT CODE-1	discrete	character-1	593169	0	-
39	<a href="#">SIZE_EMP2</a>	SIZE OF EMPLOYMENT CODE-2	discrete	character-2	593169	0	-
40	<a href="#">FITTER</a>	FILLER	discrete	character-1	593169	0	-

<b>File 05 Bihar</b>							
#	Name	Label	Type	Format	Valid	Invalid	Question
1	<a href="#">FILE_ID</a>	FILE-ID	discrete	character-6	1043864	0	-
2	<a href="#">ID_NO</a>	IDENTIFICATION NO (ID NO)	discrete	character-12	1043864	0	-
3	<a href="#">ST</a>	STATE CODE	discrete	character-2	1043864	0	-
4	<a href="#">DT</a>	DISTRICT CODE	discrete	character-2	1043864	0	-
5	<a href="#">TEH</a>	TEHSIL CODE	discrete	character-3	1043864	0	-
6	<a href="#">CD_BLOCK</a>	CD BLOCK	discrete	character-2	1043864	0	-
7	<a href="#">SECTOR</a>	SECTOR CODE	discrete	character-1	1043864	0	-
8	<a href="#">V_C</a>	VILLAGE CODE	discrete	character-3	1043864	0	-
9	<a href="#">WARD</a>	WARD CODE	discrete	character-3	1043864	0	-
10	<a href="#">IV_UNIT</a>	IV UNIT	discrete	character-3	1043864	0	-
11	<a href="#">UFS_BLOCK</a>	UFS BLOCK	discrete	character-2	1043864	0	-
12	<a href="#">P_NO</a>	PAGE NO	discrete	character-3	1043864	0	-
13	<a href="#">LINE_NO</a>	LINE NUMBER	discrete	character-5	1043864	0	-
14	<a href="#">PREM_S</a>	PREMISES STATUS	discrete	character-1	1043864	0	-
15	<a href="#">SRL_NO</a>	RUNNING SERIAL NUMBER	discrete	character-5	1043864	0	-
16	<a href="#">NIC</a>	NIC	discrete	character-4	1043864	0	-
17	<a href="#">AGRI_NON..</a>	AGRI.AND NON-AGRI.	discrete	character-1	1043864	0	-

<b>File 05 Bihar</b>							
#	Name	Label	Type	Format	Valid	Invalid	Question
18	<a href="#">NOP</a>	NATURE OF OPERATION	discrete	character-1	1043864	0	-
19	<a href="#">OWN_SHIP</a>	OWNERSHIP CODE	discrete	character-1	1043864	0	-
20	<a href="#">SG</a>	SOCIAL GROUP CODE	discrete	character-1	1043864	0	-
21	<a href="#">P_F_USED</a>	POWER/FUEL USED	discrete	character-1	1043864	0	-
22	<a href="#">Y_OPR</a>	YEAR OF OPERATION	discrete	character-1	1043864	0	-
23	<a href="#">REGISN</a>	REGISTRATION CODE	discrete	character-2	1043864	0	-
24	<a href="#">SOF</a>	SOURCE OF FINANCE	discrete	character-1	1043864	0	-
25	<a href="#">T_ADULT_M</a>	TOTAL ADULT MALE	discrete	character-5	1043864	0	-
26	<a href="#">T_ADULT_F</a>	TOTAL ADULT FEMALE	discrete	character-5	1043864	0	-
27	<a href="#">T_CHILD_M</a>	TOTAL CHIELD MALE	discrete	character-5	1043864	0	-
28	<a href="#">T_CHILD_F</a>	TOTAL CHIELD FEMALE	discrete	character-5	1043864	0	-
29	<a href="#">TOT</a>	TOTAL OF TOTAL	discrete	character-5	1043864	0	-
30	<a href="#">H_ADULT_M</a>	HIRED ADULT MALE	discrete	character-5	1043864	0	-
31	<a href="#">H_ADULT_F</a>	HIRED ADULT FEMALE	discrete	character-5	1043864	0	-
32	<a href="#">H_CHILD_M</a>	HIRED CHIELD MALE	discrete	character-5	1043864	0	-
33	<a href="#">H_CHILD_F</a>	HIRED CHIELD FEMALE	discrete	character-5	1043864	0	-
34	<a href="#">T_HIRED</a>	TOTAL OF HIRED	discrete	character-5	1043864	0	-
35	<a href="#">REMAKS</a>	REMARKS	discrete	character-3	1043864	0	-
36	<a href="#">TYPE_ENT..</a>	TYPE OF ENTERPRISE	discrete	character-1	1043864	0	-
37	<a href="#">MAJOR_ACT</a>	MAJOR ACTIVITY CODE	discrete	character-2	1043864	0	-
38	<a href="#">SIZE_EMP1</a>	SIZE OF EMPLOYMENT CODE-	discrete	character-1	1043864	0	-
39	<a href="#">SIZE_EMP2</a>	SIZE OF EMPLOYMENT CODE-	discrete	character-2	1043864	0	-
40	<a href="#">FITTER</a>	FILLER	discrete	character-1	1043864	0	-

<b>File 06 Goa</b>							
#	Name	Label	Type	Format	Valid	Invalid	Question
1	<a href="#">FILE_ID</a>	FILE-ID	discrete	character-6	71658	0	-
2	<a href="#">ID_NO</a>	IDENTIFICATION NO (ID NO)	discrete	character-12	71658	0	-
3	<a href="#">ST</a>	STATE CODE	discrete	character-2	71658	0	-
4	<a href="#">DT</a>	DISTRICT CODE	discrete	character-2	71658	0	-
5	<a href="#">TEH</a>	TEHSIL CODE	discrete	character-3	71658	0	-
6	<a href="#">CD_BLOCK</a>	CD BLOCK	discrete	character-2	71658	0	-
7	<a href="#">SECTOR</a>	SECTOR CODE	discrete	character-1	71658	0	-
8	<a href="#">V_C</a>	VILLAGE CODE	discrete	character-3	71658	0	-
9	<a href="#">WARD</a>	WARD CODE	discrete	character-3	71658	0	-
10	<a href="#">IV_UNIT</a>	IV UNIT	discrete	character-3	71658	0	-
11	<a href="#">UFS_BLOCK</a>	UFS BLOCK	discrete	character-2	71658	0	-

<b>File 06 Goa</b>							
#	Name	Label	Type	Format	Valid	Invalid	Question
12	<a href="#">P_NO</a>	PAGE NO	discrete	character-3	71658	0	-
13	<a href="#">LINE_NO</a>	LINE NUMBER	discrete	character-5	71658	0	-
14	<a href="#">PREM_S</a>	PREMISES STATUS	discrete	character-1	71658	0	-
15	<a href="#">SRL_NO</a>	RUNNING SERIAL NUMBER	discrete	character-5	71658	0	-
16	<a href="#">NIC</a>	NIC	discrete	character-4	71658	0	-
17	<a href="#">AGRI_NON..</a>	AGRI.AND NON-AGRI.	discrete	character-1	71658	0	-
18	<a href="#">NOP</a>	NATURE OF OPERATION	discrete	character-1	71658	0	-
19	<a href="#">OWN_SHIP</a>	OWNERSHIP CODE	discrete	character-1	71658	0	-
20	<a href="#">SG</a>	SOCIAL GROUP CODE	discrete	character-1	71658	0	-
21	<a href="#">P_F_USED</a>	POWER/FUEL USED	discrete	character-1	71658	0	-
22	<a href="#">Y_OPRA</a>	YEAR OF OPERATION	discrete	character-1	71658	0	-
23	<a href="#">REGISN</a>	REGISTRATION CODE	discrete	character-2	71658	0	-
24	<a href="#">SOF</a>	SOURCE OF FINANCE	discrete	character-1	71658	0	-
25	<a href="#">T_ADULT_M</a>	TOTAL ADULT MALE	discrete	character-5	71658	0	-
26	<a href="#">T_ADULT_F</a>	TOTAL ADULT FEMALE	discrete	character-5	71658	0	-
27	<a href="#">T_CHILD_M</a>	TOTAL CHIELD MALE	discrete	character-5	71658	0	-
28	<a href="#">T_CHILD_F</a>	TOTAL CHIELD FEMALE	discrete	character-5	71658	0	-
29	<a href="#">TOT</a>	TOTAL OF TOTAL	discrete	character-5	71658	0	-
30	<a href="#">H_ADULT_M</a>	HIRED ADULT MALE	discrete	character-5	71658	0	-
31	<a href="#">H_ADULT_F</a>	HIRED ADULT FEMALE	discrete	character-5	71658	0	-
32	<a href="#">H_CHILD_M</a>	HIRED CHIELD MALE	discrete	character-5	71658	0	-
33	<a href="#">H_CHILD_F</a>	HIRED CHIELD FEMALE	discrete	character-5	71658	0	-
34	<a href="#">T_HIRED</a>	TOTAL OF HIRED	discrete	character-5	71658	0	-
35	<a href="#">REMAKS</a>	REMARKS	discrete	character-3	71658	0	-
36	<a href="#">TYPE_ENT..</a>	TYPE OF ENTERPRISE	discrete	character-1	71658	0	-
37	<a href="#">MAJOR_ACT</a>	MAJOR ACTIVITY CODE	discrete	character-2	71658	0	-
38	<a href="#">SIZE_EMP1</a>	SIZE OF EMPLOYMENT CODE-	discrete	character-1	71658	0	-
39	<a href="#">SIZE_EMP2</a>	SIZE OF EMPLOYMENT CODE-	discrete	character-2	71658	0	-
40	<a href="#">FITTER</a>	FILLER	discrete	character-1	71658	0	-

<b>File 07 Gujarat</b>							
#	Name	Label	Type	Format	Valid	Invalid	Question
1	<a href="#">FILE_ID</a>	FILE-ID	discrete	character-6	1914576	0	-
2	<a href="#">ID_NO</a>	IDENTIFICATION NO (ID NO)	discrete	character-12	1914576	0	-
3	<a href="#">ST</a>	STATE CODE	discrete	character-2	1914576	0	-
4	<a href="#">DT</a>	DISTRICT CODE	discrete	character-2	1914576	0	-
5	<a href="#">TEH</a>	TEHSIL CODE	discrete	character-3	1914576	0	-

<b>File 07 Gujarat</b>							
#	Name	Label	Type	Format	Valid	Invalid	Question
6	<a href="#">CD_BLOCK</a>	CD BLOCK	discrete	character-2	1914576	0	-
7	<a href="#">SECTOR</a>	SECTOR CODE	discrete	character-1	1914576	0	-
8	<a href="#">V_C</a>	VILLAGE CODE	discrete	character-3	1914576	0	-
9	<a href="#">WARD</a>	WARD CODE	discrete	character-3	1914576	0	-
10	<a href="#">IV_UNIT</a>	IV UNIT	discrete	character-3	1914576	0	-
11	<a href="#">UFS_BLOCK</a>	UFS BLOCK	discrete	character-2	1914576	0	-
12	<a href="#">P_NO</a>	PAGE NO	discrete	character-3	1914576	0	-
13	<a href="#">LINE_NO</a>	LINE NUMBER	discrete	character-5	1914576	0	-
14	<a href="#">PREM_S</a>	PREMISES STATUS	discrete	character-1	1914576	0	-
15	<a href="#">SRL_NO</a>	RUNNING SERIAL NUMBER	discrete	character-5	1914576	0	-
16	<a href="#">NIC</a>	NIC	discrete	character-4	1914576	0	-
17	<a href="#">AGRI_NON..</a>	AGRI.AND NON-AGRI.	discrete	character-1	1914576	0	-
18	<a href="#">NOP</a>	NATURE OF OPERATION	discrete	character-1	1914576	0	-
19	<a href="#">OWN_SHIP</a>	OWNERSHIP CODE	discrete	character-1	1914576	0	-
20	<a href="#">SG</a>	SOCIAL GROUP CODE	discrete	character-1	1914576	0	-
21	<a href="#">P_F_USED</a>	POWER/FUEL USED	discrete	character-1	1914576	0	-
22	<a href="#">Y_OPRA</a>	YEAR OF OPERATION	discrete	character-1	1914576	0	-
23	<a href="#">REGISN</a>	REGISTRATION CODE	discrete	character-2	1914576	0	-
24	<a href="#">SOF</a>	SOURCE OF FINANCE	discrete	character-1	1914576	0	-
25	<a href="#">T_ADULT_M</a>	TOTAL ADULT MALE	discrete	character-5	1914576	0	-
26	<a href="#">T_ADULT_F</a>	TOTAL ADULT FEMALE	discrete	character-5	1914576	0	-
27	<a href="#">T_CHILD_M</a>	TOTAL CHIELD MALE	discrete	character-5	1914576	0	-
28	<a href="#">T_CHILD_F</a>	TOTAL CHIELD FEMALE	discrete	character-5	1914576	0	-
29	<a href="#">TOT</a>	TOTAL OF TOTAL	discrete	character-5	1914576	0	-
30	<a href="#">H_ADULT_M</a>	HIRED ADULT MALE	discrete	character-5	1914576	0	-
31	<a href="#">H_ADULT_F</a>	HIRED ADULT FEMALE	discrete	character-5	1914576	0	-
32	<a href="#">H_CHILD_M</a>	HIRED CHIELD MALE	discrete	character-5	1914576	0	-
33	<a href="#">H_CHILD_F</a>	HIRED CHIELD FEMALE	discrete	character-5	1914576	0	-
34	<a href="#">T_HIRED</a>	TOTAL OF HIRED	discrete	character-5	1914576	0	-
35	<a href="#">REMAKS</a>	REMARKS	discrete	character-3	1914576	0	-
36	<a href="#">TYPE_ENT..</a>	TYPE OF ENTERPRISE	discrete	character-1	1914576	0	-
37	<a href="#">MAJOR_ACT</a>	MAJOR ACTIVITY CODE	discrete	character-2	1914576	0	-
38	<a href="#">SIZE_EMP1</a>	SIZE OF EMPLOYMENT CODE-	discrete	character-1	1914576	0	-
39	<a href="#">SIZE_EMP2</a>	SIZE OF EMPLOYMENT CODE-	discrete	character-2	1914576	0	-
40	<a href="#">FITTER</a>	FILLER	discrete	character-1	1914576	0	-

<b>File 08 Haryana</b>							
#	Name	Label	Type	Format	Valid	Invalid	Question
1	<a href="#">FILE_ID</a>	FILE-ID	discrete	character-6	532817	0	-
2	<a href="#">ID_NO</a>	IDENTIFICATION NO (ID NO)	discrete	character-12	532817	0	-
3	<a href="#">ST</a>	STATE CODE	discrete	character-2	532817	0	-
4	<a href="#">DT</a>	DISTRICT CODE	discrete	character-2	532817	0	-
5	<a href="#">TEH</a>	TEHSIL CODE	discrete	character-3	532817	0	-
6	<a href="#">CD_BLOCK</a>	CD BLOCK	discrete	character-2	532817	0	-
7	<a href="#">SECTOR</a>	SECTOR CODE	discrete	character-1	532817	0	-
8	<a href="#">V_C</a>	VILLAGE CODE	discrete	character-3	532817	0	-
9	<a href="#">WARD</a>	WARD CODE	discrete	character-3	532817	0	-
10	<a href="#">IV_UNIT</a>	IV UNIT	discrete	character-3	532817	0	-
11	<a href="#">UFS_BLOCK</a>	UFS BLOCK	discrete	character-2	532817	0	-
12	<a href="#">P_NO</a>	PAGE NO	discrete	character-3	532817	0	-
13	<a href="#">LINE_NO</a>	LINE NUMBER	discrete	character-5	532817	0	-
14	<a href="#">PREM_S</a>	PREMISES STATUS	discrete	character-1	532817	0	-
15	<a href="#">SRL_NO</a>	RUNNING SERIAL NUMBER	discrete	character-5	532817	0	-
16	<a href="#">NIC</a>	NIC	discrete	character-4	532817	0	-
17	<a href="#">AGRI_NON..</a>	AGRI.AND NON-AGRI.	discrete	character-1	532817	0	-
18	<a href="#">NOP</a>	NATURE OF OPERATION	discrete	character-1	532817	0	-
19	<a href="#">OWN_SHIP</a>	OWNERSHIP CODE	discrete	character-1	532817	0	-
20	<a href="#">SG</a>	SOCIAL GROUP CODE	discrete	character-1	532817	0	-
21	<a href="#">P_F_USED</a>	POWER/FUEL USED	discrete	character-1	532817	0	-
22	<a href="#">Y_OPRA</a>	YEAR OF OPERATION	discrete	character-1	532817	0	-
23	<a href="#">REGISN</a>	REGISTRATION CODE	discrete	character-2	532817	0	-
24	<a href="#">SOF</a>	SOURCE OF FINANCE	discrete	character-1	532817	0	-
25	<a href="#">T_ADULT_M</a>	TOTAL ADULT MALE	discrete	character-5	532817	0	-
26	<a href="#">T_ADULT_F</a>	TOTAL ADULT FEMALE	discrete	character-5	532817	0	-
27	<a href="#">T_CHILD_M</a>	TOTAL CHIELD MALE	discrete	character-5	532817	0	-
28	<a href="#">T_CHILD_F</a>	TOTAL CHIELD FEMALE	discrete	character-5	532817	0	-
29	<a href="#">TOT</a>	TOTAL OF TOTAL	discrete	character-5	532817	0	-
30	<a href="#">H_ADULT_M</a>	HIRED ADULT MALE	discrete	character-5	532817	0	-
31	<a href="#">H_ADULT_F</a>	HIRED ADULT FEMALE	discrete	character-5	532817	0	-
32	<a href="#">H_CHILD_M</a>	HIRED CHIELD MALE	discrete	character-5	532817	0	-
33	<a href="#">H_CHILD_F</a>	HIRED CHIELD FEMALE	discrete	character-5	532817	0	-
34	<a href="#">T_HIRED</a>	TOTAL OF HIRED	discrete	character-5	532817	0	-
35	<a href="#">REMAKS</a>	REMARKS	discrete	character-3	532817	0	-
36	<a href="#">TYPE_ENT..</a>	TYPE OF ENTERPRISE	discrete	character-1	532817	0	-
37	<a href="#">MAJOR_ACT</a>	MAJOR ACTIVITY CODE	discrete	character-2	532817	0	-

**File 08 Haryana**

#	Name	Label	Type	Format	Valid	Invalid	Question
38	<a href="#">SIZE_EMP1</a>	SIZE OF EMPLOYMENT CODE-	discrete	character-1	532817	0	-
39	<a href="#">SIZE_EMP2</a>	SIZE OF EMPLOYMENT CODE-	discrete	character-2	532817	0	-
40	<a href="#">FITTER</a>	FILLER	discrete	character-1	0	0	-

**File 09 HP**

#	Name	Label	Type	Format	Valid	Invalid	Question
1	<a href="#">FILE_ID</a>	FILE-ID	discrete	character-6	225478	0	-
2	<a href="#">ID_NO</a>	IDENTIFICATION NO (ID NO)	discrete	character-12	225478	0	-
3	<a href="#">ST</a>	STATE CODE	discrete	character-2	225478	0	-
4	<a href="#">DT</a>	DISTRICT CODE	discrete	character-2	225478	0	-
5	<a href="#">TEH</a>	TEHSIL CODE	discrete	character-3	225478	0	-
6	<a href="#">CD_BLOCK</a>	CD BLOCK	discrete	character-2	225478	0	-
7	<a href="#">SECTOR</a>	SECTOR CODE	discrete	character-1	225478	0	-
8	<a href="#">V_C</a>	VILLAGE CODE	discrete	character-3	225478	0	-
9	<a href="#">WARD</a>	WARD CODE	discrete	character-3	225478	0	-
10	<a href="#">IV_UNIT</a>	IV UNIT	discrete	character-3	225478	0	-
11	<a href="#">UFS_BLOCK</a>	UFS BLOCK	discrete	character-2	225478	0	-
12	<a href="#">P_NO</a>	PAGE NO	discrete	character-3	225478	0	-
13	<a href="#">LINE_NO</a>	LINE NUMBER	discrete	character-5	225478	0	-
14	<a href="#">PREM_S</a>	PREMISES STATUS	discrete	character-1	225478	0	-
15	<a href="#">SRL_NO</a>	RUNNING SERIAL NUMBER	discrete	character-5	225478	0	-
16	<a href="#">NIC</a>	NIC	discrete	character-4	225478	0	-
17	<a href="#">AGRI_NON..</a>	AGRI.AND NON-AGRI.	discrete	character-1	225478	0	-
18	<a href="#">NOP</a>	NATURE OF OPERATION	discrete	character-1	225478	0	-
19	<a href="#">OWN_SHIP</a>	OWNERSHIP CODE	discrete	character-1	225478	0	-
20	<a href="#">SG</a>	SOCIAL GROUP CODE	discrete	character-1	225478	0	-
21	<a href="#">P_F_USED</a>	POWER/FUEL USED	discrete	character-1	225478	0	-
22	<a href="#">Y_OPRA</a>	YEAR OF OPERATION	discrete	character-1	225478	0	-
23	<a href="#">REGISN</a>	REGISTRATION CODE	discrete	character-2	225478	0	-
24	<a href="#">SOF</a>	SOURCE OF FINANCE	discrete	character-1	225478	0	-
25	<a href="#">T_ADULT_M</a>	TOTAL ADULT MALE	discrete	character-5	225478	0	-
26	<a href="#">T_ADULT_F</a>	TOTAL ADULT FEMALE	discrete	character-5	225478	0	-
27	<a href="#">T_CHILD_M</a>	TOTAL CHIELD MALE	discrete	character-5	225478	0	-
28	<a href="#">T_CHILD_F</a>	TOTAL CHIELD FEMALE	discrete	character-5	225478	0	-
29	<a href="#">TOT</a>	TOTAL OF TOTAL	discrete	character-5	225478	0	-
30	<a href="#">H_ADULT_M</a>	HIRED ADULT MALE	discrete	character-5	225478	0	-
31	<a href="#">H_ADULT_F</a>	HIRED ADULT FEMALE	discrete	character-5	225478	0	-



<b>File 09 HP</b>							
#	Name	Label	Type	Format	Valid	Invalid	Question
32	<a href="#">H_CHILD_M</a>	HIRED CHIELD MALE	discrete	character-5	225478	0	-
33	<a href="#">H_CHILD_F</a>	HIRED CHIELD FEMALE	discrete	character-5	225478	0	-
34	<a href="#">T_HIRED</a>	TOTAL OF HIRED	discrete	character-5	225478	0	-
35	<a href="#">REMAKS</a>	REMARKS	discrete	character-3	225478	0	-
36	<a href="#">TYPE_ENT..</a>	TYPE OF ENTERPRISE	discrete	character-1	225478	0	-
37	<a href="#">MAJOR_ACT</a>	MAJOR ACTIVITY CODE	discrete	character-2	225478	0	-
38	<a href="#">SIZE_EMP1</a>	SIZE OF EMPLOYMENT CODE-	discrete	character-1	225478	0	-
39	<a href="#">SIZE_EMP2</a>	SIZE OF EMPLOYMENT CODE-	discrete	character-2	225478	0	-
40	<a href="#">FITTER</a>	FILLER	discrete	character-1	225478	0	-

<b>File 10 J&amp;K</b>							
#	Name	Label	Type	Format	Valid	Invalid	Question
1	<a href="#">FILE_ID</a>	FILE-ID	discrete	character-6	215600	0	-
2	<a href="#">ID_NO</a>	IDENTIFICATION NO (ID NO)	discrete	character-12	215600	0	-
3	<a href="#">ST</a>	STATE CODE	discrete	character-2	215600	0	-
4	<a href="#">DT</a>	DISTRICT CODE	discrete	character-2	215600	0	-
5	<a href="#">TEH</a>	TEHSIL CODE	discrete	character-3	215600	0	-
6	<a href="#">CD_BLOCK</a>	CD BLOCK	discrete	character-2	215600	0	-
7	<a href="#">SECTOR</a>	SECTOR CODE	discrete	character-1	215600	0	-
8	<a href="#">V_C</a>	VILLAGE CODE	discrete	character-3	215600	0	-
9	<a href="#">WARD</a>	WARD CODE	discrete	character-3	215600	0	-
10	<a href="#">IV_UNIT</a>	IV UNIT	discrete	character-3	215600	0	-
11	<a href="#">UFS_BLOCK</a>	UFS BLOCK	discrete	character-2	215600	0	-
12	<a href="#">P_NO</a>	PAGE NO	discrete	character-3	215600	0	-
13	<a href="#">LINE_NO</a>	LINE NUMBER	discrete	character-5	215600	0	-
14	<a href="#">PREM_S</a>	PREMISES STATUS	discrete	character-1	215600	0	-
15	<a href="#">SRL_NO</a>	RUNNING SERIAL NUMBER	discrete	character-5	215600	0	-
16	<a href="#">NIC</a>	NIC	discrete	character-4	215600	0	-
17	<a href="#">AGRI_NON..</a>	AGRI.AND NON-AGRI.	discrete	character-1	215600	0	-
18	<a href="#">NOP</a>	NATURE OF OPERATION	discrete	character-1	215600	0	-
19	<a href="#">OWN_SHIP</a>	OWNERSHIP CODE	discrete	character-1	215600	0	-
20	<a href="#">SG</a>	SOCIAL GROUP CODE	discrete	character-1	215600	0	-
21	<a href="#">P_F_USED</a>	POWER/FUEL USED	discrete	character-1	215600	0	-
22	<a href="#">Y_OPRA</a>	YEAR OF OPERATION	discrete	character-1	215600	0	-
23	<a href="#">REGISN</a>	REGISTRATION CODE	discrete	character-2	215600	0	-
24	<a href="#">SOF</a>	SOURCE OF FINANCE	discrete	character-1	215600	0	-
25	<a href="#">T_ADULT_M</a>	TOTAL ADULT MALE	discrete	character-5	215600	0	-

<b>File 10 J&amp;K</b>							
#	Name	Label	Type	Format	Valid	Invalid	Question
26	<a href="#">T_ADULT_F</a>	TOTAL ADULT FEMALE	discrete	character-5	215600	0	-
27	<a href="#">T_CHILD_M</a>	TOTAL CHIELD MALE	discrete	character-5	215600	0	-
28	<a href="#">T_CHILD_F</a>	TOTAL CHIELD FEMALE	discrete	character-5	215600	0	-
29	<a href="#">TOT</a>	TOTAL OF TOTAL	discrete	character-5	215600	0	-
30	<a href="#">H_ADULT_M</a>	HIRED ADULT MALE	discrete	character-5	215600	0	-
31	<a href="#">H_ADULT_F</a>	HIRED ADULT FEMALE	discrete	character-5	215600	0	-
32	<a href="#">H_CHILD_M</a>	HIRED CHIELD MALE	discrete	character-5	215600	0	-
33	<a href="#">H_CHILD_F</a>	HIRED CHIELD FEMALE	discrete	character-5	215600	0	-
34	<a href="#">T_HIRED</a>	TOTAL OF HIRED	discrete	character-5	215600	0	-
35	<a href="#">REMAKS</a>	REMARKS	discrete	character-3	215600	0	-
36	<a href="#">TYPE_ENT..</a>	TYPE OF ENTERPRISE	discrete	character-1	215600	0	-
37	<a href="#">MAJOR_ACT</a>	MAJOR ACTIVITY CODE	discrete	character-2	215600	0	-
38	<a href="#">SIZE_EMP1</a>	SIZE OF EMPLOYMENT CODE-	discrete	character-1	215600	0	-
39	<a href="#">SIZE_EMP2</a>	SIZE OF EMPLOYMENT CODE-	discrete	character-2	215600	0	-
40	<a href="#">FITTER</a>	FILLER	discrete	character-1	215600	0	-

<b>File 11 Karnataka</b>							
#	Name	Label	Type	Format	Valid	Invalid	Question
1	<a href="#">FILE_ID</a>	FILE-ID	discrete	character-6	1911631	0	-
2	<a href="#">ID_NO</a>	IDENTIFICATION NO (ID NO)	discrete	character-12	1911631	0	-
3	<a href="#">ST</a>	STATE CODE	discrete	character-2	1911631	0	-
4	<a href="#">DT</a>	DISTRICT CODE	discrete	character-2	1911631	0	-
5	<a href="#">TEH</a>	TEHSIL CODE	discrete	character-3	1911631	0	-
6	<a href="#">CD_BLOCK</a>	CD BLOCK	discrete	character-2	1911631	0	-
7	<a href="#">SECTOR</a>	SECTOR CODE	discrete	character-1	1911631	0	-
8	<a href="#">V_C</a>	VILLAGE CODE	discrete	character-3	1911631	0	-
9	<a href="#">WARD</a>	WARD CODE	discrete	character-3	1911631	0	-
10	<a href="#">IV_UNIT</a>	IV UNIT	discrete	character-3	1911631	0	-
11	<a href="#">UFS_BLOCK</a>	UFS BLOCK	discrete	character-2	1911631	0	-
12	<a href="#">P_NO</a>	PAGE NO	discrete	character-3	1911631	0	-
13	<a href="#">LINE_NO</a>	LINE NUMBER	discrete	character-5	1911631	0	-
14	<a href="#">PREM_S</a>	PREMISES STATUS	discrete	character-1	1911631	0	-
15	<a href="#">SRL_NO</a>	RUNNING SERIAL NUMBER	discrete	character-5	1911631	0	-
16	<a href="#">NIC</a>	NIC	discrete	character-4	1911631	0	-
17	<a href="#">AGRI_NON..</a>	AGRI.AND NON-AGRI.	discrete	character-1	1911631	0	-
18	<a href="#">NOP</a>	NATURE OF OPERATION	discrete	character-1	1911631	0	-
19	<a href="#">OWN_SHIP</a>	OWNERSHIP CODE	discrete	character-1	1911631	0	-

**File 11 Karnataka**

#	Name	Label	Type	Format	Valid	Invalid	Question
20	<a href="#">SG</a>	SOCIAL GROUP CODE	discrete	character-1	1911631	0	-
21	<a href="#">P_F_USED</a>	POWER/FUEL USED	discrete	character-1	1911631	0	-
22	<a href="#">Y_OPRA</a>	YEAR OF OPERATION	discrete	character-1	1911631	0	-
23	<a href="#">REGISN</a>	REGISTRATION CODE	discrete	character-2	1911631	0	-
24	<a href="#">SOF</a>	SOURCE OF FINANCE	discrete	character-1	1911631	0	-
25	<a href="#">T_ADULT_M</a>	TOTAL ADULT MALE	discrete	character-5	1911631	0	-
26	<a href="#">T_ADULT_F</a>	TOTAL ADULT FEMALE	discrete	character-5	1911631	0	-
27	<a href="#">T_CHILD_M</a>	TOTAL CHIELD MALE	discrete	character-5	1911631	0	-
28	<a href="#">T_CHILD_F</a>	TOTAL CHIELD FEMALE	discrete	character-5	1911631	0	-
29	<a href="#">TOT</a>	TOTAL OF TOTAL	discrete	character-5	1911631	0	-
30	<a href="#">H_ADULT_M</a>	HIRED ADULT MALE	discrete	character-5	1911631	0	-
31	<a href="#">H_ADULT_F</a>	HIRED ADULT FEMALE	discrete	character-5	1911631	0	-
32	<a href="#">H_CHILD_M</a>	HIRED CHIELD MALE	discrete	character-5	1911631	0	-
33	<a href="#">H_CHILD_F</a>	HIRED CHIELD FEMALE	discrete	character-5	1911631	0	-
34	<a href="#">T_HIRED</a>	TOTAL OF HIRED	discrete	character-5	1911631	0	-
35	<a href="#">REMAKS</a>	REMARKS	discrete	character-3	1911631	0	-
36	<a href="#">TYPE_ENT..</a>	TYPE OF ENTERPRISE	discrete	character-1	1911631	0	-
37	<a href="#">MAJOR_ACT</a>	MAJOR ACTIVITY CODE	discrete	character-2	1911631	0	-
38	<a href="#">SIZE_EMP1</a>	SIZE OF EMPLOYMENT CODE-	discrete	character-1	1911631	0	-
39	<a href="#">SIZE_EMP2</a>	SIZE OF EMPLOYMENT CODE-	discrete	character-2	1911631	0	-
40	<a href="#">FITTER</a>	FILLER	discrete	character-1	1911631	0	-

**File 12 Kerala**

#	Name	Label	Type	Format	Valid	Invalid	Question
1	<a href="#">FILE_ID</a>	FILE-ID	discrete	character-6	1564671	0	-
2	<a href="#">ID_NO</a>	IDENTIFICATION NO (ID NO)	discrete	character-12	1564671	0	-
3	<a href="#">ST</a>	STATE CODE	discrete	character-2	1564671	0	-
4	<a href="#">DT</a>	DISTRICT CODE	discrete	character-2	1564671	0	-
5	<a href="#">TEH</a>	TEHSIL CODE	discrete	character-3	1564671	0	-
6	<a href="#">CD_BLOCK</a>	CD BLOCK	discrete	character-2	1564671	0	-
7	<a href="#">SECTOR</a>	SECTOR CODE	discrete	character-1	1564671	0	-
8	<a href="#">V_C</a>	VILLAGE CODE	discrete	character-3	1564671	0	-
9	<a href="#">WARD</a>	WARD CODE	discrete	character-3	1564671	0	-
10	<a href="#">IV_UNIT</a>	IV UNIT	discrete	character-3	1564671	0	-
11	<a href="#">UFS_BLOCK</a>	UFS BLOCK	discrete	character-2	1564671	0	-
12	<a href="#">P_NO</a>	PAGE NO	discrete	character-3	1564671	0	-
13	<a href="#">LINE_NO</a>	LINE NUMBER	discrete	character-5	1564671	0	-

<b>File 12 Kerala</b>							
#	Name	Label	Type	Format	Valid	Invalid	Question
14	<a href="#">PREM_S</a>	PREMISES STATUS	discrete	character-1	1564671	0	-
15	<a href="#">SRL_NO</a>	RUNNING SERIAL NUMBER	discrete	character-5	1564671	0	-
16	<a href="#">NIC</a>	NIC	discrete	character-4	1564671	0	-
17	<a href="#">AGRI_NON..</a>	AGRI.LAND NON-AGRI.	discrete	character-1	1564671	0	-
18	<a href="#">NOP</a>	NATURE OF OPERATION	discrete	character-1	1564671	0	-
19	<a href="#">OWN_SHIP</a>	OWNERSHIP CODE	discrete	character-1	1564671	0	-
20	<a href="#">SG</a>	SOCIAL GROUP CODE	discrete	character-1	1564671	0	-
21	<a href="#">P_F_USED</a>	POWER/FUEL USED	discrete	character-1	1564671	0	-
22	<a href="#">Y_OPRA</a>	YEAR OF OPERATION	discrete	character-1	1564671	0	-
23	<a href="#">REGISN</a>	REGISTRATION CODE	discrete	character-2	1564671	0	-
24	<a href="#">SOF</a>	SOURCE OF FINANCE	discrete	character-1	1564671	0	-
25	<a href="#">T_ADULT_M</a>	TOTAL ADULT MALE	discrete	character-5	1564671	0	-
26	<a href="#">T_ADULT_F</a>	TOTAL ADULT FEMALE	discrete	character-5	1564671	0	-
27	<a href="#">T_CHILD_M</a>	TOTAL CHIELD MALE	discrete	character-5	1564671	0	-
28	<a href="#">T_CHILD_F</a>	TOTAL CHIELD FEMALE	discrete	character-5	1564671	0	-
29	<a href="#">TOT</a>	TOTAL OF TOTAL	discrete	character-5	1564671	0	-
30	<a href="#">H_ADULT_M</a>	HIRED ADULT MALE	discrete	character-5	1564671	0	-
31	<a href="#">H_ADULT_F</a>	HIRED ADULT FEMALE	discrete	character-5	1564671	0	-
32	<a href="#">H_CHILD_M</a>	HIRED CHIELD MALE	discrete	character-5	1564671	0	-
33	<a href="#">H_CHILD_F</a>	HIRED CHIELD FEMALE	discrete	character-5	1564671	0	-
34	<a href="#">T_HIRED</a>	TOTAL OF HIRED	discrete	character-5	1564671	0	-
35	<a href="#">REMAKS</a>	REMARKS	discrete	character-3	1564671	0	-
36	<a href="#">TYPE_ENT..</a>	TYPE OF ENTERPRISE	discrete	character-1	1564671	0	-
37	<a href="#">MAJOR_ACT</a>	MAJOR ACTIVITY CODE	discrete	character-2	1564671	0	-
38	<a href="#">SIZE_EMP1</a>	SIZE OF EMPLOYMENT CODE-	discrete	character-1	1564671	0	-
39	<a href="#">SIZE_EMP2</a>	SIZE OF EMPLOYMENT CODE-	discrete	character-2	1564671	0	-
40	<a href="#">FITTER</a>	FILLER	discrete	character-1	1564671	0	-

<b>File 13 Madhya Pradesh</b>							
#	Name	Label	Type	Format	Valid	Invalid	Question
1	<a href="#">FILE_ID</a>	FILE-ID	discrete	character-6	1593342	0	-
2	<a href="#">ID_NO</a>	IDENTIFICATION NO (ID NO)	discrete	character-12	1593342	0	-
3	<a href="#">ST</a>	STATE CODE	discrete	character-2	1593342	0	-
4	<a href="#">DT</a>	DISTRICT CODE	discrete	character-2	1593342	0	-
5	<a href="#">TEH</a>	TEHSIL CODE	discrete	character-3	1593342	0	-
6	<a href="#">CD_BLOCK</a>	CD BLOCK	discrete	character-2	1593342	0	-
7	<a href="#">SECTOR</a>	SECTOR CODE	discrete	character-1	1593342	0	-

<b>File 13 Madhya Pradesh</b>							
#	Name	Label	Type	Format	Valid	Invalid	Question
8	<a href="#">V_C</a>	VILLAGE CODE	discrete	character-3	1593342	0	-
9	<a href="#">WARD</a>	WARD CODE	discrete	character-3	1593342	0	-
10	<a href="#">IV_UNIT</a>	IV UNIT	discrete	character-3	1593342	0	-
11	<a href="#">UFS_BLOCK</a>	UFS BLOCK	discrete	character-2	1593342	0	-
12	<a href="#">P_NO</a>	PAGE NO	discrete	character-3	1593342	0	-
13	<a href="#">LINE_NO</a>	LINE NUMBER	discrete	character-5	1593342	0	-
14	<a href="#">PREM_S</a>	PREMISES STATUS	discrete	character-1	1593342	0	-
15	<a href="#">SRL_NO</a>	RUNNING SERIAL NUMBER	discrete	character-5	1593342	0	-
16	<a href="#">NIC</a>	NIC	discrete	character-4	1593342	0	-
17	<a href="#">AGRI_NON..</a>	AGRI.AND NON-AGRI.	discrete	character-1	1593342	0	-
18	<a href="#">NOP</a>	NATURE OF OPERATION	discrete	character-1	1593342	0	-
19	<a href="#">OWN_SHIP</a>	OWNERSHIP CODE	discrete	character-1	1593342	0	-
20	<a href="#">SG</a>	SOCIAL GROUP CODE	discrete	character-1	1593342	0	-
21	<a href="#">P_F_USED</a>	POWER/FUEL USED	discrete	character-1	1593342	0	-
22	<a href="#">Y_OPRA</a>	YEAR OF OPERATION	discrete	character-1	1593342	0	-
23	<a href="#">REGISN</a>	REGISTRATION CODE	discrete	character-2	1593342	0	-
24	<a href="#">SOF</a>	SOURCE OF FINANCE	discrete	character-1	1593342	0	-
25	<a href="#">T_ADULT_M</a>	TOTAL ADULT MALE	discrete	character-5	1593342	0	-
26	<a href="#">T_ADULT_F</a>	TOTAL ADULT FEMALE	discrete	character-5	1593342	0	-
27	<a href="#">T_CHILD_M</a>	TOTAL CHIELD MALE	discrete	character-5	1593342	0	-
28	<a href="#">T_CHILD_F</a>	TOTAL CHIELD FEMALE	discrete	character-5	1593342	0	-
29	<a href="#">TOT</a>	TOTAL OF TOTAL	discrete	character-5	1593342	0	-
30	<a href="#">H_ADULT_M</a>	HIRED ADULT MALE	discrete	character-5	1593342	0	-
31	<a href="#">H_ADULT_F</a>	HIRED ADULT FEMALE	discrete	character-5	1593342	0	-
32	<a href="#">H_CHILD_M</a>	HIRED CHIELD MALE	discrete	character-5	1593342	0	-
33	<a href="#">H_CHILD_F</a>	HIRED CHIELD FEMALE	discrete	character-5	1593342	0	-
34	<a href="#">T_HIRED</a>	TOTAL OF HIRED	discrete	character-5	1593342	0	-
35	<a href="#">REMAKS</a>	REMARKS	discrete	character-3	1593342	0	-
36	<a href="#">TYPE_ENT..</a>	TYPE OF ENTERPRISE	discrete	character-1	1593342	0	-
37	<a href="#">MAJOR_ACT</a>	MAJOR ACTIVITY CODE	discrete	character-2	1593342	0	-
38	<a href="#">SIZE_EMP1</a>	SIZE OF EMPLOYMENT CODE-	discrete	character-1	1593342	0	-
39	<a href="#">SIZE_EMP2</a>	SIZE OF EMPLOYMENT CODE-	discrete	character-2	1593342	0	-
40	<a href="#">FITTER</a>	FILLER	discrete	character-1	1593342	0	-

<b>File 14 Maharashtra</b>							
#	Name	Label	Type	Format	Valid	Invalid	Question
1	<a href="#">FILE_ID</a>	FILE-ID	discrete	character-6	3234022	0	-

<b>File 14 Maharashtra</b>							
#	Name	Label	Type	Format	Valid	Invalid	Question
2	<a href="#">ID_NO</a>	IDENTIFICATION NO (ID NO)	discrete	character-12	3234022	0	-
3	<a href="#">ST</a>	STATE CODE	discrete	character-2	3234022	0	-
4	<a href="#">DT</a>	DISTRICT CODE	discrete	character-2	3234022	0	-
5	<a href="#">TEH</a>	TEHSIL CODE	discrete	character-3	3234022	0	-
6	<a href="#">CD_BLOCK</a>	CD BLOCK	discrete	character-2	3234022	0	-
7	<a href="#">SECTOR</a>	SECTOR CODE	discrete	character-1	3234022	0	-
8	<a href="#">V_C</a>	VILLAGE CODE	discrete	character-3	3234022	0	-
9	<a href="#">WARD</a>	WARD CODE	discrete	character-3	3234022	0	-
10	<a href="#">IV_UNIT</a>	IV UNIT	discrete	character-3	3234022	0	-
11	<a href="#">UFS_BLOCK</a>	UFS BLOCK	discrete	character-2	3234022	0	-
12	<a href="#">P_NO</a>	PAGE NO	discrete	character-3	3234022	0	-
13	<a href="#">LINE_NO</a>	LINE NUMBER	discrete	character-5	3234022	0	-
14	<a href="#">PREM_S</a>	PREMISES STATUS	discrete	character-1	3234022	0	-
15	<a href="#">SRL_NO</a>	RUNNING SERIAL NUMBER	discrete	character-5	3234022	0	-
16	<a href="#">NIC</a>	NIC	discrete	character-4	3234022	0	-
17	<a href="#">AGRI_NON..</a>	AGRI.AND NON-AGRI.	discrete	character-1	3234022	0	-
18	<a href="#">NOP</a>	NATURE OF OPERATION	discrete	character-1	3234022	0	-
19	<a href="#">OWN_SHIP</a>	OWNERSHIP CODE	discrete	character-1	3234022	0	-
20	<a href="#">SG</a>	SOCIAL GROUP CODE	discrete	character-1	3234022	0	-
21	<a href="#">P_F_USED</a>	POWER/FUEL USED	discrete	character-1	3234022	0	-
22	<a href="#">Y_OPRA</a>	YEAR OF OPERATION	discrete	character-1	3234022	0	-
23	<a href="#">REGISN</a>	REGISTRATION CODE	discrete	character-2	3234022	0	-
24	<a href="#">SOF</a>	SOURCE OF FINANCE	discrete	character-1	3234022	0	-
25	<a href="#">T_ADULT_M</a>	TOTAL ADULT MALE	discrete	character-5	3234022	0	-
26	<a href="#">T_ADULT_F</a>	TOTAL ADULT FEMALE	discrete	character-5	3234022	0	-
27	<a href="#">T_CHILD_M</a>	TOTAL CHIELD MALE	discrete	character-5	3234022	0	-
28	<a href="#">T_CHILD_F</a>	TOTAL CHIELD FEMALE	discrete	character-5	3234022	0	-
29	<a href="#">TOT</a>	TOTAL OF TOTAL	discrete	character-5	3234022	0	-
30	<a href="#">H_ADULT_M</a>	HIRED ADULT MALE	discrete	character-5	3234022	0	-
31	<a href="#">H_ADULT_F</a>	HIRED ADULT FEMALE	discrete	character-5	3234022	0	-
32	<a href="#">H_CHILD_M</a>	HIRED CHIELD MALE	discrete	character-5	3234022	0	-
33	<a href="#">H_CHILD_F</a>	HIRED CHIELD FEMALE	discrete	character-5	3234022	0	-
34	<a href="#">T_HIRED</a>	TOTAL OF HIRED	discrete	character-5	3234022	0	-
35	<a href="#">REMAKS</a>	REMARKS	discrete	character-1	0	0	-
36	<a href="#">TYPE_ENT..</a>	TYPE OF ENTERPRISE	discrete	character-1	3234022	0	-
37	<a href="#">MAJOR_ACT</a>	MAJOR ACTIVITY CODE	discrete	character-2	3234022	0	-
38	<a href="#">SIZE_EMP1</a>	SIZE OF EMPLOYMENT CODE-	discrete	character-1	3234022	0	-

<b>File 14 Maharashtra</b>							
#	Name	Label	Type	Format	Valid	Invalid	Question
39	<a href="#">SIZE_EMP2</a>	SIZE OF EMPLOYMENT CODE-	discrete	character-2	3234022	0	-
40	<a href="#">FITTER</a>	FILLER	discrete	character-1	0	0	-

<b>File 15 Manipur</b>							
#	Name	Label	Type	Format	Valid	Invalid	Question
1	<a href="#">FILE_ID</a>	FILE-ID	discrete	character-6	80489	0	-
2	<a href="#">ID_NO</a>	IDENTIFICATION NO (ID NO)	discrete	character-12	80489	0	-
3	<a href="#">ST</a>	STATE CODE	discrete	character-2	80489	0	-
4	<a href="#">DT</a>	DISTRICT CODE	discrete	character-2	80489	0	-
5	<a href="#">TEH</a>	TEHSIL CODE	discrete	character-3	80489	0	-
6	<a href="#">CD_BLOCK</a>	CD BLOCK	discrete	character-2	80489	0	-
7	<a href="#">SECTOR</a>	SECTOR CODE	discrete	character-1	80489	0	-
8	<a href="#">V_C</a>	VILLAGE CODE	discrete	character-3	80489	0	-
9	<a href="#">WARD</a>	WARD CODE	discrete	character-3	80489	0	-
10	<a href="#">IV_UNIT</a>	IV UNIT	discrete	character-3	80489	0	-
11	<a href="#">UFS_BLOCK</a>	UFS BLOCK	discrete	character-2	80489	0	-
12	<a href="#">P_NO</a>	PAGE NO	discrete	character-3	80489	0	-
13	<a href="#">LINE_NO</a>	LINE NUMBER	discrete	character-5	80489	0	-
14	<a href="#">PREM_S</a>	PREMISES STATUS	discrete	character-1	80489	0	-
15	<a href="#">SRL_NO</a>	RUNNING SERIAL NUMBER	discrete	character-5	80489	0	-
16	<a href="#">NIC</a>	NIC	discrete	character-4	80489	0	-
17	<a href="#">AGRI_NON..</a>	AGRI.AND NON-AGRI.	discrete	character-1	80489	0	-
18	<a href="#">NOP</a>	NATURE OF OPERATION	discrete	character-1	80489	0	-
19	<a href="#">OWN_SHIP</a>	OWNERSHIP CODE	discrete	character-1	80489	0	-
20	<a href="#">SG</a>	SOCIAL GROUP CODE	discrete	character-1	80489	0	-
21	<a href="#">P_F_USED</a>	POWER/FUEL USED	discrete	character-1	80489	0	-
22	<a href="#">Y_OPRA</a>	YEAR OF OPERATION	discrete	character-1	80489	0	-
23	<a href="#">REGISN</a>	REGISTRATION CODE	discrete	character-2	80489	0	-
24	<a href="#">SOF</a>	SOURCE OF FINANCE	discrete	character-1	80489	0	-
25	<a href="#">T_ADULT_M</a>	TOTAL ADULT MALE	discrete	character-5	80489	0	-
26	<a href="#">T_ADULT_F</a>	TOTAL ADULT FEMALE	discrete	character-5	80489	0	-
27	<a href="#">T_CHILD_M</a>	TOTAL CHIELD MALE	discrete	character-5	80489	0	-
28	<a href="#">T_CHILD_F</a>	TOTAL CHIELD FEMALE	discrete	character-5	80489	0	-
29	<a href="#">TOT</a>	TOTAL OF TOTAL	discrete	character-5	80489	0	-
30	<a href="#">H_ADULT_M</a>	HIRED ADULT MALE	discrete	character-5	80489	0	-
31	<a href="#">H_ADULT_F</a>	HIRED ADULT FEMALE	discrete	character-5	80489	0	-
32	<a href="#">H_CHILD_M</a>	HIRED CHIELD MALE	discrete	character-5	80489	0	-

**File 15 Manipur**

#	Name	Label	Type	Format	Valid	Invalid	Question
33	<a href="#">H_CHILD_F</a>	HIRED CHIELD FEMALE	discrete	character-5	80489	0	-
34	<a href="#">T_HIRED</a>	TOTAL OF HIRED	discrete	character-5	80489	0	-
35	<a href="#">REMAKS</a>	REMARKS	discrete	character-3	80489	0	-
36	<a href="#">TYPE_ENT..</a>	TYPE OF ENTERPRISE	discrete	character-1	80489	0	-
37	<a href="#">MAJOR_ACT</a>	MAJOR ACTIVITY CODE	discrete	character-2	80489	0	-
38	<a href="#">SIZE_EMP1</a>	SIZE OF EMPLOYMENT CODE-	discrete	character-1	80489	0	-
39	<a href="#">SIZE_EMP2</a>	SIZE OF EMPLOYMENT CODE-	discrete	character-2	80489	0	-
40	<a href="#">FITTER</a>	FILLER	discrete	character-1	80489	0	-

**File 16 Meghalaya**

#	Name	Label	Type	Format	Valid	Invalid	Question
1	<a href="#">FILE_ID</a>	FILE-ID	discrete	character-6	56497	0	-
2	<a href="#">ID_NO</a>	IDENTIFICATION NO (ID NO)	discrete	character-12	56497	0	-
3	<a href="#">ST</a>	STATE CODE	discrete	character-2	56497	0	-
4	<a href="#">DT</a>	DISTRICT CODE	discrete	character-2	56497	0	-
5	<a href="#">TEH</a>	TEHSIL CODE	discrete	character-3	56497	0	-
6	<a href="#">CD_BLOCK</a>	CD BLOCK	discrete	character-2	56497	0	-
7	<a href="#">SECTOR</a>	SECTOR CODE	discrete	character-1	56497	0	-
8	<a href="#">V_C</a>	VILLAGE CODE	discrete	character-3	56497	0	-
9	<a href="#">WARD</a>	WARD CODE	discrete	character-3	56497	0	-
10	<a href="#">IV_UNIT</a>	IV UNIT	discrete	character-3	56497	0	-
11	<a href="#">UFS_BLOCK</a>	UFS BLOCK	discrete	character-2	56497	0	-
12	<a href="#">P_NO</a>	PAGE NO	discrete	character-3	56497	0	-
13	<a href="#">LINE_NO</a>	LINE NUMBER	discrete	character-5	56497	0	-
14	<a href="#">PREM_S</a>	PREMISES STATUS	discrete	character-1	56497	0	-
15	<a href="#">SRL_NO</a>	RUNNING SERIAL NUMBER	discrete	character-5	56497	0	-
16	<a href="#">NIC</a>	NIC	discrete	character-4	56497	0	-
17	<a href="#">AGRI_NON..</a>	AGRI.AND NON-AGRI.	discrete	character-1	56497	0	-
18	<a href="#">NOP</a>	NATURE OF OPERATION	discrete	character-1	56497	0	-
19	<a href="#">OWN_SHIP</a>	OWNERSHIP CODE	discrete	character-1	56497	0	-
20	<a href="#">SG</a>	SOCIAL GROUP CODE	discrete	character-1	56497	0	-
21	<a href="#">P_F_USED</a>	POWER/FUEL USED	discrete	character-1	56497	0	-
22	<a href="#">Y_OPRA</a>	YEAR OF OPERATION	discrete	character-1	56497	0	-
23	<a href="#">REGISN</a>	REGISTRATION CODE	discrete	character-2	56497	0	-
24	<a href="#">SOF</a>	SOURCE OF FINANCE	discrete	character-1	56497	0	-
25	<a href="#">T_ADULT_M</a>	TOTAL ADULT MALE	discrete	character-5	56497	0	-
26	<a href="#">T_ADULT_F</a>	TOTAL ADULT FEMALE	discrete	character-5	56497	0	-



**File 16 Meghalaya**

#	Name	Label	Type	Format	Valid	Invalid	Question
27	<a href="#">T_CHILD_M</a>	TOTAL CHIELD MALE	discrete	character-5	56497	0	-
28	<a href="#">T_CHILD_F</a>	TOTAL CHIELD FEMALE	discrete	character-5	56497	0	-
29	<a href="#">TOT</a>	TOTAL OF TOTAL	discrete	character-5	56497	0	-
30	<a href="#">H_ADULT_M</a>	HIRED ADULT MALE	discrete	character-5	56497	0	-
31	<a href="#">H_ADULT_F</a>	HIRED ADULT FEMALE	discrete	character-5	56497	0	-
32	<a href="#">H_CHILD_M</a>	HIRED CHIELD MALE	discrete	character-5	56497	0	-
33	<a href="#">H_CHILD_F</a>	HIRED CHIELD FEMALE	discrete	character-5	56497	0	-
34	<a href="#">T_HIRED</a>	TOTAL OF HIRED	discrete	character-5	56497	0	-
35	<a href="#">REMAKS</a>	REMARKS	discrete	character-3	56497	0	-
36	<a href="#">TYPE_ENT..</a>	TYPE OF ENTERPRISE	discrete	character-1	56497	0	-
37	<a href="#">MAJOR_ACT</a>	MAJOR ACTIVITY CODE	discrete	character-2	56497	0	-
38	<a href="#">SIZE_EMP1</a>	SIZE OF EMPLOYMENT CODE-	discrete	character-1	56497	0	-
39	<a href="#">SIZE_EMP2</a>	SIZE OF EMPLOYMENT CODE-	discrete	character-2	56497	0	-
40	<a href="#">FITTER</a>	FILLER	discrete	character-1	56497	0	-

**File 17 Mizoram**

#	Name	Label	Type	Format	Valid	Invalid	Question
1	<a href="#">FILE_ID</a>	FILE-ID	discrete	character-6	24943	0	-
2	<a href="#">ID_NO</a>	IDENTIFICATION NO (ID NO)	discrete	character-12	24943	0	-
3	<a href="#">ST</a>	STATE CODE	discrete	character-2	24943	0	-
4	<a href="#">DT</a>	DISTRICT CODE	discrete	character-2	24943	0	-
5	<a href="#">TEH</a>	TEHSIL CODE	discrete	character-3	24943	0	-
6	<a href="#">CD_BLOCK</a>	CD BLOCK	discrete	character-2	24943	0	-
7	<a href="#">SECTOR</a>	SECTOR CODE	discrete	character-1	24943	0	-
8	<a href="#">V_C</a>	VILLAGE CODE	discrete	character-3	24943	0	-
9	<a href="#">WARD</a>	WARD CODE	discrete	character-3	24943	0	-
10	<a href="#">IV_UNIT</a>	IV UNIT	discrete	character-3	24943	0	-
11	<a href="#">UFS_BLOCK</a>	UFS BLOCK	discrete	character-2	24943	0	-
12	<a href="#">P_NO</a>	PAGE NO	discrete	character-3	24943	0	-
13	<a href="#">LINE_NO</a>	LINE NUMBER	discrete	character-5	24943	0	-
14	<a href="#">PREM_S</a>	PREMISES STATUS	discrete	character-1	24943	0	-
15	<a href="#">SRL_NO</a>	RUNNING SERIAL NUMBER	discrete	character-5	24943	0	-
16	<a href="#">NIC</a>	NIC	discrete	character-4	24943	0	-
17	<a href="#">AGRI_NON..</a>	AGRI.AND NON-AGRI.	discrete	character-1	24943	0	-
18	<a href="#">NOP</a>	NATURE OF OPERATION	discrete	character-1	24943	0	-
19	<a href="#">OWN_SHIP</a>	OWNERSHIP CODE	discrete	character-1	24943	0	-
20	<a href="#">SG</a>	SOCIAL GROUP CODE	discrete	character-1	24943	0	-

**File 17 Mizoram**

#	Name	Label	Type	Format	Valid	Invalid	Question
21	<a href="#">P_F_USED</a>	POWER/FUEL USED	discrete	character-1	24943	0	-
22	<a href="#">Y_OPRA</a>	YEAR OF OPERATION	discrete	character-1	24943	0	-
23	<a href="#">REGISN</a>	REGISTRATION CODE	discrete	character-2	24943	0	-
24	<a href="#">SOF</a>	SOURCE OF FINANCE	discrete	character-1	24943	0	-
25	<a href="#">T_ADULT_M</a>	TOTAL ADULT MALE	discrete	character-5	24943	0	-
26	<a href="#">T_ADULT_F</a>	TOTAL ADULT FEMALE	discrete	character-5	24943	0	-
27	<a href="#">T_CHILD_M</a>	TOTAL CHIELD MALE	discrete	character-5	24943	0	-
28	<a href="#">T_CHILD_F</a>	TOTAL CHIELD FEMALE	discrete	character-5	24943	0	-
29	<a href="#">TOT</a>	TOTAL OF TOTAL	discrete	character-5	24943	0	-
30	<a href="#">H_ADULT_M</a>	HIRED ADULT MALE	discrete	character-5	24943	0	-
31	<a href="#">H_ADULT_F</a>	HIRED ADULT FEMALE	discrete	character-5	24943	0	-
32	<a href="#">H_CHILD_M</a>	HIRED CHIELD MALE	discrete	character-5	24943	0	-
33	<a href="#">H_CHILD_F</a>	HIRED CHIELD FEMALE	discrete	character-5	24943	0	-
34	<a href="#">T_HIRED</a>	TOTAL OF HIRED	discrete	character-5	24943	0	-
35	<a href="#">REMAKS</a>	REMARKS	discrete	character-3	24943	0	-
36	<a href="#">TYPE_ENT..</a>	TYPE OF ENTERPRISE	discrete	character-1	24943	0	-
37	<a href="#">MAJOR_ACT</a>	MAJOR ACTIVITY CODE	discrete	character-2	24943	0	-
38	<a href="#">SIZE_EMP1</a>	SIZE OF EMPLOYMENT CODE-	discrete	character-1	24943	0	-
39	<a href="#">SIZE_EMP2</a>	SIZE OF EMPLOYMENT CODE-	discrete	character-2	24943	0	-
40	<a href="#">FITTER</a>	FILLER	discrete	character-1	24943	0	-

**File 18 Nagaland**

#	Name	Label	Type	Format	Valid	Invalid	Question
1	<a href="#">FILE_ID</a>	FILE-ID	discrete	character-6	29534	0	-
2	<a href="#">ID_NO</a>	IDENTIFICATION NO (ID NO)	discrete	character-12	29534	0	-
3	<a href="#">ST</a>	STATE CODE	discrete	character-2	29534	0	-
4	<a href="#">DT</a>	DISTRICT CODE	discrete	character-2	29534	0	-
5	<a href="#">TEH</a>	TEHSIL CODE	discrete	character-3	29534	0	-
6	<a href="#">CD_BLOCK</a>	CD BLOCK	discrete	character-2	29534	0	-
7	<a href="#">SECTOR</a>	SECTOR CODE	discrete	character-1	29534	0	-
8	<a href="#">V_C</a>	VILLAGE CODE	discrete	character-3	29534	0	-
9	<a href="#">WARD</a>	WARD CODE	discrete	character-3	29534	0	-
10	<a href="#">IV_UNIT</a>	IV UNIT	discrete	character-3	29534	0	-
11	<a href="#">UFS_BLOCK</a>	UFS BLOCK	discrete	character-2	29534	0	-
12	<a href="#">P_NO</a>	PAGE NO	discrete	character-3	29534	0	-
13	<a href="#">LINE_NO</a>	LINE NUMBER	discrete	character-5	29534	0	-
14	<a href="#">PREM_S</a>	PREMISES STATUS	discrete	character-1	29534	0	-

<b>File 18 Nagaland</b>							
#	Name	Label	Type	Format	Valid	Invalid	Question
15	<a href="#">SRL_NO</a>	RUNNING SERIAL NUMBER	discrete	character-5	29534	0	-
16	<a href="#">NIC</a>	NIC	discrete	character-4	29533	0	-
17	<a href="#">AGRI_NON..</a>	AGRI.AND NON-AGRI.	discrete	character-1	29534	0	-
18	<a href="#">NOP</a>	NATURE OF OPERATION	discrete	character-1	29534	0	-
19	<a href="#">OWN_SHIP</a>	OWNERSHIP CODE	discrete	character-1	29534	0	-
20	<a href="#">SG</a>	SOCIAL GROUP CODE	discrete	character-1	29534	0	-
21	<a href="#">P_F_USED</a>	POWER/FUEL USED	discrete	character-1	29534	0	-
22	<a href="#">Y_OPR</a>	YEAR OF OPERATION	discrete	character-1	29534	0	-
23	<a href="#">REGISN</a>	REGISTRATION CODE	discrete	character-2	29534	0	-
24	<a href="#">SOF</a>	SOURCE OF FINANCE	discrete	character-1	29534	0	-
25	<a href="#">T_ADULT_M</a>	TOTAL ADULT MALE	discrete	character-5	29534	0	-
26	<a href="#">T_ADULT_F</a>	TOTAL ADULT FEMALE	discrete	character-5	29534	0	-
27	<a href="#">T_CHILD_M</a>	TOTAL CHIELD MALE	discrete	character-5	29534	0	-
28	<a href="#">T_CHILD_F</a>	TOTAL CHIELD FEMALE	discrete	character-5	29534	0	-
29	<a href="#">TOT</a>	TOTAL OF TOTAL	discrete	character-5	29534	0	-
30	<a href="#">H_ADULT_M</a>	HIRED ADULT MALE	discrete	character-5	29534	0	-
31	<a href="#">H_ADULT_F</a>	HIRED ADULT FEMALE	discrete	character-5	29534	0	-
32	<a href="#">H_CHILD_M</a>	HIRED CHIELD MALE	discrete	character-5	29534	0	-
33	<a href="#">H_CHILD_F</a>	HIRED CHIELD FEMALE	discrete	character-5	29534	0	-
34	<a href="#">T_HIRED</a>	TOTAL OF HIRED	discrete	character-5	29534	0	-
35	<a href="#">REMAKS</a>	REMARKS	discrete	character-3	29534	0	-
36	<a href="#">TYPE_ENT..</a>	TYPE OF ENTERPRISE	discrete	character-1	29534	0	-
37	<a href="#">MAJOR_ACT</a>	MAJOR ACTIVITY CODE	discrete	character-2	29534	0	-
38	<a href="#">SIZE_EMP1</a>	SIZE OF EMPLOYMENT CODE-	discrete	character-1	29534	0	-
39	<a href="#">SIZE_EMP2</a>	SIZE OF EMPLOYMENT CODE-	discrete	character-2	29534	0	-
40	<a href="#">FITTER</a>	FILLER	discrete	character-1	29534	0	-

<b>File 19 Orissa</b>							
#	Name	Label	Type	Format	Valid	Invalid	Question
1	<a href="#">FILE_ID</a>	FILE-ID	discrete	character-6	1449665	0	-
2	<a href="#">ID_NO</a>	IDENTIFICATION NO (ID NO)	discrete	character-12	1449665	0	-
3	<a href="#">ST</a>	STATE CODE	discrete	character-2	1449665	0	-
4	<a href="#">DT</a>	DISTRICT CODE	discrete	character-2	1449665	0	-
5	<a href="#">TEH</a>	TEHSIL CODE	discrete	character-3	1449665	0	-
6	<a href="#">CD_BLOCK</a>	CD BLOCK	discrete	character-2	1449665	0	-
7	<a href="#">SECTOR</a>	SECTOR CODE	discrete	character-1	1449665	0	-
8	<a href="#">V_C</a>	VILLAGE CODE	discrete	character-3	1449665	0	-

<b>File 19 Orissa</b>							
#	Name	Label	Type	Format	Valid	Invalid	Question
9	<a href="#">WARD</a>	WARD CODE	discrete	character-3	1449665	0	-
10	<a href="#">IV_UNIT</a>	IV UNIT	discrete	character-3	1449665	0	-
11	<a href="#">UFS_BLOCK</a>	UFS BLOCK	discrete	character-2	1449665	0	-
12	<a href="#">P_NO</a>	PAGE NO	discrete	character-3	1449665	0	-
13	<a href="#">LINE_NO</a>	LINE NUMBER	discrete	character-5	1449665	0	-
14	<a href="#">PREM_S</a>	PREMISES STATUS	discrete	character-1	1449665	0	-
15	<a href="#">SRL_NO</a>	RUNNING SERIAL NUMBER	discrete	character-5	1449665	0	-
16	<a href="#">NIC</a>	NIC	discrete	character-4	1449665	0	-
17	<a href="#">AGRI_NON..</a>	AGRI.AND NON-AGRI.	discrete	character-1	1449665	0	-
18	<a href="#">NOP</a>	NATURE OF OPERATION	discrete	character-1	1449665	0	-
19	<a href="#">OWN_SHIP</a>	OWNERSHIP CODE	discrete	character-1	1449665	0	-
20	<a href="#">SG</a>	SOCIAL GROUP CODE	discrete	character-1	1449665	0	-
21	<a href="#">P_F_USED</a>	POWER/FUEL USED	discrete	character-1	1449665	0	-
22	<a href="#">Y_OPRA</a>	YEAR OF OPERATION	discrete	character-1	1449665	0	-
23	<a href="#">REGISN</a>	REGISTRATION CODE	discrete	character-2	1449665	0	-
24	<a href="#">SOF</a>	SOURCE OF FINANCE	discrete	character-1	1449665	0	-
25	<a href="#">T_ADULT_M</a>	TOTAL ADULT MALE	discrete	character-5	1449665	0	-
26	<a href="#">T_ADULT_F</a>	TOTAL ADULT FEMALE	discrete	character-5	1449665	0	-
27	<a href="#">T_CHILD_M</a>	TOTAL CHIELD MALE	discrete	character-5	1449665	0	-
28	<a href="#">T_CHILD_F</a>	TOTAL CHIELD FEMALE	discrete	character-5	1449665	0	-
29	<a href="#">TOT</a>	TOTAL OF TOTAL	discrete	character-5	1449665	0	-
30	<a href="#">H_ADULT_M</a>	HIRED ADULT MALE	discrete	character-5	1449665	0	-
31	<a href="#">H_ADULT_F</a>	HIRED ADULT FEMALE	discrete	character-5	1449665	0	-
32	<a href="#">H_CHILD_M</a>	HIRED CHIELD MALE	discrete	character-5	1449665	0	-
33	<a href="#">H_CHILD_F</a>	HIRED CHIELD FEMALE	discrete	character-5	1449665	0	-
34	<a href="#">T_HIRED</a>	TOTAL OF HIRED	discrete	character-5	1449665	0	-
35	<a href="#">REMAKS</a>	REMARKS	discrete	character-3	1449665	0	-
36	<a href="#">TYPE_ENT..</a>	TYPE OF ENTERPRISE	discrete	character-1	1449665	0	-
37	<a href="#">MAJOR_ACT</a>	MAJOR ACTIVITY CODE	discrete	character-2	1449665	0	-
38	<a href="#">SIZE_EMP1</a>	SIZE OF EMPLOYMENT CODE-	discrete	character-1	1449665	0	-
39	<a href="#">SIZE_EMP2</a>	SIZE OF EMPLOYMENT CODE-	discrete	character-2	1449665	0	-
40	<a href="#">FITTER</a>	FILLER	discrete	character-1	1449665	0	-

<b>File 20 Punjab</b>							
#	Name	Label	Type	Format	Valid	Invalid	Question
1	<a href="#">FILE_ID</a>	FILE-ID	discrete	character-6	717114	0	-
2	<a href="#">ID_NO</a>	IDENTIFICATION NO (ID NO)	discrete	character-12	717114	0	-

<b>File 20 Punjab</b>							
#	Name	Label	Type	Format	Valid	Invalid	Question
3	<a href="#">ST</a>	STATE CODE	discrete	character-2	717114	0	-
4	<a href="#">DT</a>	DISTRICT CODE	discrete	character-2	717114	0	-
5	<a href="#">TEH</a>	TEHSIL CODE	discrete	character-3	717114	0	-
6	<a href="#">CD_BLOCK</a>	CD BLOCK	discrete	character-2	717114	0	-
7	<a href="#">SECTOR</a>	SECTOR CODE	discrete	character-1	717114	0	-
8	<a href="#">V_C</a>	VILLAGE CODE	discrete	character-3	717114	0	-
9	<a href="#">WARD</a>	WARD CODE	discrete	character-3	717114	0	-
10	<a href="#">IV_UNIT</a>	IV UNIT	discrete	character-3	717114	0	-
11	<a href="#">UFS_BLOCK</a>	UFS BLOCK	discrete	character-2	717114	0	-
12	<a href="#">P_NO</a>	PAGE NO	discrete	character-3	717114	0	-
13	<a href="#">LINE_NO</a>	LINE NUMBER	discrete	character-5	717114	0	-
14	<a href="#">PREM_S</a>	PREMISES STATUS	discrete	character-1	717114	0	-
15	<a href="#">SRL_NO</a>	RUNNING SERIAL NUMBER	discrete	character-5	717114	0	-
16	<a href="#">NIC</a>	NIC	discrete	character-4	717114	0	-
17	<a href="#">AGRI_NON..</a>	AGRI.AND NON-AGRI.	discrete	character-1	717114	0	-
18	<a href="#">NOP</a>	NATURE OF OPERATION	discrete	character-1	717114	0	-
19	<a href="#">OWN_SHIP</a>	OWNERSHIP CODE	discrete	character-1	717114	0	-
20	<a href="#">SG</a>	SOCIAL GROUP CODE	discrete	character-1	717114	0	-
21	<a href="#">P_F_USED</a>	POWER/FUEL USED	discrete	character-1	717114	0	-
22	<a href="#">Y_OPRA</a>	YEAR OF OPERATION	discrete	character-1	717114	0	-
23	<a href="#">REGISN</a>	REGISTRATION CODE	discrete	character-2	717114	0	-
24	<a href="#">SOF</a>	SOURCE OF FINANCE	discrete	character-1	717114	0	-
25	<a href="#">T_ADULT_M</a>	TOTAL ADULT MALE	discrete	character-5	717114	0	-
26	<a href="#">T_ADULT_F</a>	TOTAL ADULT FEMALE	discrete	character-5	717114	0	-
27	<a href="#">T_CHILD_M</a>	TOTAL CHIELD MALE	discrete	character-5	717114	0	-
28	<a href="#">T_CHILD_F</a>	TOTAL CHIELD FEMALE	discrete	character-5	717114	0	-
29	<a href="#">TOT</a>	TOTAL OF TOTAL	discrete	character-5	717114	0	-
30	<a href="#">H_ADULT_M</a>	HIRED ADULT MALE	discrete	character-5	717114	0	-
31	<a href="#">H_ADULT_F</a>	HIRED ADULT FEMALE	discrete	character-5	717114	0	-
32	<a href="#">H_CHILD_M</a>	HIRED CHIELD MALE	discrete	character-5	717114	0	-
33	<a href="#">H_CHILD_F</a>	HIRED CHIELD FEMALE	discrete	character-5	717114	0	-
34	<a href="#">T_HIRED</a>	TOTAL OF HIRED	discrete	character-5	717114	0	-
35	<a href="#">REMAKS</a>	REMARKS	discrete	character-3	717114	0	-
36	<a href="#">TYPE_ENT..</a>	TYPE OF ENTERPRISE	discrete	character-1	717114	0	-
37	<a href="#">MAJOR_ACT</a>	MAJOR ACTIVITY CODE	discrete	character-2	717114	0	-
38	<a href="#">SIZE_EMP1</a>	SIZE OF EMPLOYMENT CODE-	discrete	character-1	717114	0	-
39	<a href="#">SIZE_EMP2</a>	SIZE OF EMPLOYMENT CODE-	discrete	character-2	717114	0	-

**File 20 Punjab**

#	Name	Label	Type	Format	Valid	Invalid	Question
40	<a href="#">FITTER</a>	FILLER	discrete	character-1	717114	0	-

**File 21 Rajsthan**

#	Name	Label	Type	Format	Valid	Invalid	Question
1	<a href="#">FILE_ID</a>	FILE-ID	discrete	character-6	1530585	0	-
2	<a href="#">ID_NO</a>	IDENTIFICATION NO (ID NO)	discrete	character-12	1530585	0	-
3	<a href="#">ST</a>	STATE CODE	discrete	character-2	1530585	0	-
4	<a href="#">DT</a>	DISTRICT CODE	discrete	character-2	1530585	0	-
5	<a href="#">TEH</a>	TEHSIL CODE	discrete	character-3	1530585	0	-
6	<a href="#">CD_BLOCK</a>	CD BLOCK	discrete	character-2	1530585	0	-
7	<a href="#">SECTOR</a>	SECTOR CODE	discrete	character-1	1530585	0	-
8	<a href="#">V_C</a>	VILLAGE CODE	discrete	character-3	1530585	0	-
9	<a href="#">WARD</a>	WARD CODE	discrete	character-3	1530585	0	-
10	<a href="#">IV_UNIT</a>	IV UNIT	discrete	character-3	1530585	0	-
11	<a href="#">UFS_BLOCK</a>	UFS BLOCK	discrete	character-2	1530585	0	-
12	<a href="#">P_NO</a>	PAGE NO	discrete	character-3	1530585	0	-
13	<a href="#">LINE_NO</a>	LINE NUMBER	discrete	character-5	1530585	0	-
14	<a href="#">PREM_S</a>	PREMISES STATUS	discrete	character-1	1530585	0	-
15	<a href="#">SRL_NO</a>	RUNNING SERIAL NUMBER	discrete	character-5	1530585	0	-
16	<a href="#">NIC</a>	NIC	discrete	character-4	1530585	0	-
17	<a href="#">AGRI_NON..</a>	AGRI.AND NON-AGRI.	discrete	character-1	1530585	0	-
18	<a href="#">NOP</a>	NATURE OF OPERATION	discrete	character-1	1530585	0	-
19	<a href="#">OWN_SHIP</a>	OWNERSHIP CODE	discrete	character-1	1530585	0	-
20	<a href="#">SG</a>	SOCIAL GROUP CODE	discrete	character-1	1530585	0	-
21	<a href="#">P_F_USED</a>	POWER/FUEL USED	discrete	character-1	1530585	0	-
22	<a href="#">Y_OPRA</a>	YEAR OF OPERATION	discrete	character-1	1530585	0	-
23	<a href="#">REGISN</a>	REGISTRATION CODE	discrete	character-2	1530585	0	-
24	<a href="#">SOF</a>	SOURCE OF FINANCE	discrete	character-1	1530585	0	-
25	<a href="#">T_ADULT_M</a>	TOTAL ADULT MALE	discrete	character-5	1530585	0	-
26	<a href="#">T_ADULT_F</a>	TOTAL ADULT FEMALE	discrete	character-5	1530585	0	-
27	<a href="#">T_CHILD_M</a>	TOTAL CHIELD MALE	discrete	character-5	1530585	0	-
28	<a href="#">T_CHILD_F</a>	TOTAL CHIELD FEMALE	discrete	character-5	1530585	0	-
29	<a href="#">TOT</a>	TOTAL OF TOTAL	discrete	character-5	1530585	0	-
30	<a href="#">H_ADULT_M</a>	HIRED ADULT MALE	discrete	character-5	1530585	0	-
31	<a href="#">H_ADULT_F</a>	HIRED ADULT FEMALE	discrete	character-5	1530585	0	-
32	<a href="#">H_CHILD_M</a>	HIRED CHIELD MALE	discrete	character-5	1530585	0	-
33	<a href="#">H_CHILD_F</a>	HIRED CHIELD FEMALE	discrete	character-5	1530585	0	-
34	<a href="#">T_HIRED</a>	TOTAL OF HIRED	discrete	character-5	1530585	0	-

<b>File 21 Rajsthan</b>							
#	Name	Label	Type	Format	Valid	Invalid	Question
35	<a href="#">REMAKS</a>	REMARKS	discrete	character-3	1530585	0	-
36	<a href="#">TYPE_ENT..</a>	TYPE OF ENTERPRISE	discrete	character-1	1530585	0	-
37	<a href="#">MAJOR_ACT</a>	MAJOR ACTIVITY CODE	discrete	character-2	1530585	0	-
38	<a href="#">SIZE_EMP1</a>	SIZE OF EMPLOYMENT CODE-	discrete	character-1	1530585	0	-
39	<a href="#">SIZE_EMP2</a>	SIZE OF EMPLOYMENT CODE-	discrete	character-2	1530585	0	-
40	<a href="#">FITTER</a>	FILLER	discrete	character-1	1530585	0	-

<b>File 22 Sikkim</b>							
#	Name	Label	Type	Format	Valid	Invalid	Question
1	<a href="#">FILE_ID</a>	FILE-ID	discrete	character-6	13059	0	-
2	<a href="#">ID_NO</a>	IDENTIFICATION NO (ID NO)	discrete	character-12	13059	0	-
3	<a href="#">ST</a>	STATE CODE	discrete	character-2	13059	0	-
4	<a href="#">DT</a>	DISTRICT CODE	discrete	character-2	13059	0	-
5	<a href="#">TEH</a>	TEHSIL CODE	discrete	character-3	13059	0	-
6	<a href="#">CD_BLOCK</a>	CD BLOCK	discrete	character-2	13059	0	-
7	<a href="#">SECTOR</a>	SECTOR CODE	discrete	character-1	13059	0	-
8	<a href="#">V_C</a>	VILLAGE CODE	discrete	character-3	13059	0	-
9	<a href="#">WARD</a>	WARD CODE	discrete	character-3	13059	0	-
10	<a href="#">IV_UNIT</a>	IV UNIT	discrete	character-3	13059	0	-
11	<a href="#">UFS_BLOCK</a>	UFS BLOCK	discrete	character-2	13059	0	-
12	<a href="#">P_NO</a>	PAGE NO	discrete	character-3	13059	0	-
13	<a href="#">LINE_NO</a>	LINE NUMBER	discrete	character-5	13059	0	-
14	<a href="#">PREM_S</a>	PREMISES STATUS	discrete	character-1	13059	0	-
15	<a href="#">SRL_NO</a>	RUNNING SERIAL NUMBER	discrete	character-5	13059	0	-
16	<a href="#">NIC</a>	NIC	discrete	character-4	13059	0	-
17	<a href="#">AGRI_NON..</a>	AGRI.AND NON-AGRI.	discrete	character-1	13059	0	-
18	<a href="#">NOP</a>	NATURE OF OPERATION	discrete	character-1	13059	0	-
19	<a href="#">OWN_SHIP</a>	OWNERSHIP CODE	discrete	character-1	13059	0	-
20	<a href="#">SG</a>	SOCIAL GROUP CODE	discrete	character-1	13059	0	-
21	<a href="#">P_F_USED</a>	POWER/FUEL USED	discrete	character-1	13059	0	-
22	<a href="#">Y_OPRA</a>	YEAR OF OPERATION	discrete	character-1	13059	0	-
23	<a href="#">REGISN</a>	REGISTRATION CODE	discrete	character-2	13059	0	-
24	<a href="#">SOF</a>	SOURCE OF FINANCE	discrete	character-1	13059	0	-
25	<a href="#">T_ADULT_M</a>	TOTAL ADULT MALE	discrete	character-5	13059	0	-
26	<a href="#">T_ADULT_F</a>	TOTAL ADULT FEMALE	discrete	character-5	13059	0	-
27	<a href="#">T_CHILD_M</a>	TOTAL CHIELD MALE	discrete	character-5	13059	0	-
28	<a href="#">T_CHILD_F</a>	TOTAL CHIELD FEMALE	discrete	character-5	13059	0	-

**File 22 Sikkim**

#	Name	Label	Type	Format	Valid	Invalid	Question
29	<a href="#">TOT</a>	TOTAL OF TOTAL	discrete	character-5	13059	0	-
30	<a href="#">H_ADULT_M</a>	HIRED ADULT MALE	discrete	character-5	13059	0	-
31	<a href="#">H_ADULT_F</a>	HIRED ADULT FEMALE	discrete	character-5	13059	0	-
32	<a href="#">H_CHILD_M</a>	HIRED CHIELD MALE	discrete	character-5	13059	0	-
33	<a href="#">H_CHILD_F</a>	HIRED CHIELD FEMALE	discrete	character-5	13059	0	-
34	<a href="#">T_HIRED</a>	TOTAL OF HIRED	discrete	character-5	13059	0	-
35	<a href="#">REMAKS</a>	REMARKS	discrete	character-3	13059	0	-
36	<a href="#">TYPE_ENT..</a>	TYPE OF ENTERPRISE	discrete	character-1	13059	0	-
37	<a href="#">MAJOR_ACT</a>	MAJOR ACTIVITY CODE	discrete	character-2	13059	0	-
38	<a href="#">SIZE_EMP1</a>	SIZE OF EMPLOYMENT CODE-	discrete	character-1	13059	0	-
39	<a href="#">SIZE_EMP2</a>	SIZE OF EMPLOYMENT CODE-	discrete	character-2	13059	0	-
40	<a href="#">FITTER</a>	FILLER	discrete	character-1	13059	0	-

**File 23 TamilNadu**

#	Name	Label	Type	Format	Valid	Invalid	Question
1	<a href="#">FILE_ID</a>	FILE-ID	discrete	character-6	2514124	0	-
2	<a href="#">ID_NO</a>	IDENTIFICATION NO (ID NO)	discrete	character-12	2514124	0	-
3	<a href="#">ST</a>	STATE CODE	discrete	character-2	2514124	0	-
4	<a href="#">DT</a>	DISTRICT CODE	discrete	character-2	2514124	0	-
5	<a href="#">TEH</a>	TEHSIL CODE	discrete	character-3	2514124	0	-
6	<a href="#">CD_BLOCK</a>	CD BLOCK	discrete	character-2	2514124	0	-
7	<a href="#">SECTOR</a>	SECTOR CODE	discrete	character-1	2514124	0	-
8	<a href="#">V_C</a>	VILLAGE CODE	discrete	character-3	2514124	0	-
9	<a href="#">WARD</a>	WARD CODE	discrete	character-3	2514124	0	-
10	<a href="#">IV_UNIT</a>	IV UNIT	discrete	character-3	2514124	0	-
11	<a href="#">UFS_BLOCK</a>	UFS BLOCK	discrete	character-2	2514124	0	-
12	<a href="#">P_NO</a>	PAGE NO	discrete	character-3	2514124	0	-
13	<a href="#">LINE_NO</a>	LINE NUMBER	discrete	character-5	2514124	0	-
14	<a href="#">PREM_S</a>	PREMISES STATUS	discrete	character-1	2514124	0	-
15	<a href="#">SRL_NO</a>	RUNNING SERIAL NUMBER	discrete	character-5	2514124	0	-
16	<a href="#">NIC</a>	NIC	discrete	character-4	2514124	0	-
17	<a href="#">AGRI_NON..</a>	AGRI.AND NON-AGRI.	discrete	character-1	2514124	0	-
18	<a href="#">NOP</a>	NATURE OF OPERATION	discrete	character-1	2514124	0	-
19	<a href="#">OWN_SHIP</a>	OWNERSHIP CODE	discrete	character-1	2514124	0	-
20	<a href="#">SG</a>	SOCIAL GROUP CODE	discrete	character-1	2514124	0	-
21	<a href="#">P_F_USED</a>	POWER/FUEL USED	discrete	character-1	2514124	0	-
22	<a href="#">Y_OPRA</a>	YEAR OF OPERATION	discrete	character-1	2514124	0	-



**File 23 TamilNadu**

#	Name	Label	Type	Format	Valid	Invalid	Question
23	<a href="#">REGISN</a>	REGISTRATION CODE	discrete	character-2	2514124	0	-
24	<a href="#">SOF</a>	SOURCE OF FINANCE	discrete	character-1	2514124	0	-
25	<a href="#">T_ADULT_M</a>	TOTAL ADULT MALE	discrete	character-5	2514124	0	-
26	<a href="#">T_ADULT_F</a>	TOTAL ADULT FEMALE	discrete	character-5	2514124	0	-
27	<a href="#">T_CHILD_M</a>	TOTAL CHIELD MALE	discrete	character-5	2514124	0	-
28	<a href="#">T_CHILD_F</a>	TOTAL CHIELD FEMALE	discrete	character-5	2514124	0	-
29	<a href="#">TOT</a>	TOTAL OF TOTAL	discrete	character-5	2514124	0	-
30	<a href="#">H_ADULT_M</a>	HIRED ADULT MALE	discrete	character-5	2514124	0	-
31	<a href="#">H_ADULT_F</a>	HIRED ADULT FEMALE	discrete	character-5	2514124	0	-
32	<a href="#">H_CHILD_M</a>	HIRED CHIELD MALE	discrete	character-5	2514124	0	-
33	<a href="#">H_CHILD_F</a>	HIRED CHIELD FEMALE	discrete	character-5	2514124	0	-
34	<a href="#">T_HIRED</a>	TOTAL OF HIRED	discrete	character-5	2514124	0	-
35	<a href="#">REMAKS</a>	REMARKS	discrete	character-3	2514124	0	-
36	<a href="#">TYPE_ENT..</a>	TYPE OF ENTERPRISE	discrete	character-1	2514124	0	-
37	<a href="#">MAJOR_ACT</a>	MAJOR ACTIVITY CODE	discrete	character-2	2514124	0	-
38	<a href="#">SIZE_EMP1</a>	SIZE OF EMPLOYMENT CODE-	discrete	character-1	2514124	0	-
39	<a href="#">SIZE_EMP2</a>	SIZE OF EMPLOYMENT CODE-	discrete	character-2	2514124	0	-
40	<a href="#">FITTER</a>	FILLER	discrete	character-1	2366121	0	-

**File 24 Tripura**

#	Name	Label	Type	Format	Valid	Invalid	Question
1	<a href="#">FILE_ID</a>	FILE-ID	discrete	character-6	104427	0	-
2	<a href="#">ID_NO</a>	IDENTIFICATION NO (ID NO)	discrete	character-12	104427	0	-
3	<a href="#">ST</a>	STATE CODE	discrete	character-2	104427	0	-
4	<a href="#">DT</a>	DISTRICT CODE	discrete	character-2	104427	0	-
5	<a href="#">TEH</a>	TEHSIL CODE	discrete	character-3	104427	0	-
6	<a href="#">CD_BLOCK</a>	CD BLOCK	discrete	character-2	104427	0	-
7	<a href="#">SECTOR</a>	SECTOR CODE	discrete	character-1	104427	0	-
8	<a href="#">V_C</a>	VILLAGE CODE	discrete	character-3	104427	0	-
9	<a href="#">WARD</a>	WARD CODE	discrete	character-3	104427	0	-
10	<a href="#">IV_UNIT</a>	IV UNIT	discrete	character-3	104427	0	-
11	<a href="#">UFS_BLOCK</a>	UFS BLOCK	discrete	character-2	104427	0	-
12	<a href="#">P_NO</a>	PAGE NO	discrete	character-3	104427	0	-
13	<a href="#">LINE_NO</a>	LINE NUMBER	discrete	character-5	104427	0	-
14	<a href="#">PREM_S</a>	PREMISES STATUS	discrete	character-1	104427	0	-
15	<a href="#">SRL_NO</a>	RUNNING SERIAL NUMBER	discrete	character-5	104427	0	-
16	<a href="#">NIC</a>	NIC	discrete	character-4	104427	0	-

**File 24 Tripura**

#	Name	Label	Type	Format	Valid	Invalid	Question
17	<a href="#">AGRI_NON..</a>	AGRI.AND NON-AGRI.	discrete	character-1	104427	0	-
18	<a href="#">NOP</a>	NATURE OF OPERATION	discrete	character-1	104427	0	-
19	<a href="#">OWN_SHIP</a>	OWNERSHIP CODE	discrete	character-1	104427	0	-
20	<a href="#">SG</a>	SOCIAL GROUP CODE	discrete	character-1	104427	0	-
21	<a href="#">P_F_USED</a>	POWER/FUEL USED	discrete	character-1	104427	0	-
22	<a href="#">Y_OPR</a>	YEAR OF OPERATION	discrete	character-1	104427	0	-
23	<a href="#">REGISN</a>	REGISTRATION CODE	discrete	character-2	104427	0	-
24	<a href="#">SOF</a>	SOURCE OF FINANCE	discrete	character-1	104427	0	-
25	<a href="#">T_ADULT_M</a>	TOTAL ADULT MALE	discrete	character-5	104427	0	-
26	<a href="#">T_ADULT_F</a>	TOTAL ADULT FEMALE	discrete	character-5	104427	0	-
27	<a href="#">T_CHILD_M</a>	TOTAL CHIELD MALE	discrete	character-5	104427	0	-
28	<a href="#">T_CHILD_F</a>	TOTAL CHIELD FEMALE	discrete	character-5	104427	0	-
29	<a href="#">TOT</a>	TOTAL OF TOTAL	discrete	character-5	104427	0	-
30	<a href="#">H_ADULT_M</a>	HIRED ADULT MALE	discrete	character-5	104427	0	-
31	<a href="#">H_ADULT_F</a>	HIRED ADULT FEMALE	discrete	character-5	104427	0	-
32	<a href="#">H_CHILD_M</a>	HIRED CHIELD MALE	discrete	character-5	104427	0	-
33	<a href="#">H_CHILD_F</a>	HIRED CHIELD FEMALE	discrete	character-5	104427	0	-
34	<a href="#">T_HIRED</a>	TOTAL OF HIRED	discrete	character-5	104427	0	-
35	<a href="#">REMAKS</a>	REMARKS	discrete	character-3	104427	0	-
36	<a href="#">TYPE_ENT..</a>	TYPE OF ENTERPRISE	discrete	character-1	104427	0	-
37	<a href="#">MAJOR_ACT</a>	MAJOR ACTIVITY CODE	discrete	character-2	104427	0	-
38	<a href="#">SIZE_EMP1</a>	SIZE OF EMPLOYMENT CODE-	discrete	character-1	104427	0	-
39	<a href="#">SIZE_EMP2</a>	SIZE OF EMPLOYMENT CODE-	discrete	character-2	104427	0	-
40	<a href="#">FITTER</a>	FILLER	discrete	character-1	104427	0	-

**File 25 UP**

#	Name	Label	Type	Format	Valid	Invalid	Question
1	<a href="#">FILE_ID</a>	FILE-ID	discrete	character-6	2827513	0	-
2	<a href="#">ID_NO</a>	IDENTIFICATION NO (ID NO)	discrete	character-12	2827513	0	-
3	<a href="#">ST</a>	STATE CODE	discrete	character-2	2827513	0	-
4	<a href="#">DT</a>	DISTRICT CODE	discrete	character-2	2827513	0	-
5	<a href="#">TEH</a>	TEHSIL CODE	discrete	character-3	2827513	0	-
6	<a href="#">CD_BLOCK</a>	CD BLOCK	discrete	character-2	2827513	0	-
7	<a href="#">SECTOR</a>	SECTOR CODE	discrete	character-1	2827513	0	-
8	<a href="#">V_C</a>	VILLAGE CODE	discrete	character-3	2827513	0	-
9	<a href="#">WARD</a>	WARD CODE	discrete	character-3	2827513	0	-
10	<a href="#">IV_UNIT</a>	IV UNIT	discrete	character-3	2827513	0	-

<b>File 25 UP</b>							
#	Name	Label	Type	Format	Valid	Invalid	Question
11	<a href="#">UFS_BLOCK</a>	UFS BLOCK	discrete	character-2	2827513	0	-
12	<a href="#">P_NO</a>	PAGE NO	discrete	character-3	2827513	0	-
13	<a href="#">LINE_NO</a>	LINE NUMBER	discrete	character-5	2827513	0	-
14	<a href="#">PREM_S</a>	PREMISES STATUS	discrete	character-1	2827513	0	-
15	<a href="#">SRL_NO</a>	RUNNING SERIAL NUMBER	discrete	character-5	2827513	0	-
16	<a href="#">NIC</a>	NIC	discrete	character-4	2827513	0	-
17	<a href="#">AGRI_NON..</a>	AGRI.LAND NON-AGRI.	discrete	character-1	2827513	0	-
18	<a href="#">NOP</a>	NATURE OF OPERATION	discrete	character-1	2827513	0	-
19	<a href="#">OWN_SHIP</a>	OWNERSHIP CODE	discrete	character-1	2827513	0	-
20	<a href="#">SG</a>	SOCIAL GROUP CODE	discrete	character-1	2827513	0	-
21	<a href="#">P_F_USED</a>	POWER/FUEL USED	discrete	character-1	2827513	0	-
22	<a href="#">Y_OPRA</a>	YEAR OF OPERATION	discrete	character-1	2827513	0	-
23	<a href="#">REGISN</a>	REGISTRATION CODE	discrete	character-2	2827513	0	-
24	<a href="#">SOF</a>	SOURCE OF FINANCE	discrete	character-1	2827513	0	-
25	<a href="#">T_ADULT_M</a>	TOTAL ADULT MALE	discrete	character-5	2827513	0	-
26	<a href="#">T_ADULT_F</a>	TOTAL ADULT FEMALE	discrete	character-5	2827513	0	-
27	<a href="#">T_CHILD_M</a>	TOTAL CHIELD MALE	discrete	character-5	2827513	0	-
28	<a href="#">T_CHILD_F</a>	TOTAL CHIELD FEMALE	discrete	character-5	2827513	0	-
29	<a href="#">TOT</a>	TOTAL OF TOTAL	discrete	character-5	2827513	0	-
30	<a href="#">H_ADULT_M</a>	HIRED ADULT MALE	discrete	character-5	2827513	0	-
31	<a href="#">H_ADULT_F</a>	HIRED ADULT FEMALE	discrete	character-5	2827513	0	-
32	<a href="#">H_CHILD_M</a>	HIRED CHIELD MALE	discrete	character-5	2827513	0	-
33	<a href="#">H_CHILD_F</a>	HIRED CHIELD FEMALE	discrete	character-5	2827513	0	-
34	<a href="#">T_HIRED</a>	TOTAL OF HIRED	discrete	character-5	2827513	0	-
35	<a href="#">REMAKS</a>	REMARKS	discrete	character-3	2827513	0	-
36	<a href="#">TYPE_ENT..</a>	TYPE OF ENTERPRISE	discrete	character-1	2827513	0	-
37	<a href="#">MAJOR_ACT</a>	MAJOR ACTIVITY CODE	discrete	character-2	2827513	0	-
38	<a href="#">SIZE_EMP1</a>	SIZE OF EMPLOYMENT CODE-	discrete	character-1	2827513	0	-
39	<a href="#">SIZE_EMP2</a>	SIZE OF EMPLOYMENT CODE-	discrete	character-2	2827513	0	-
40	<a href="#">FITTER</a>	FILLER	discrete	character-1	0	0	-

<b>File 26 WB</b>							
#	Name	Label	Type	Format	Valid	Invalid	Question
1	<a href="#">FILE_ID</a>	FILE-ID	discrete	character-6	3234396	0	-
2	<a href="#">ID_NO</a>	IDENTIFICATION NO (ID NO)	discrete	character-12	3234396	0	-
3	<a href="#">ST</a>	STATE CODE	discrete	character-2	3234396	0	-
4	<a href="#">DT</a>	DISTRICT CODE	discrete	character-2	3234396	0	-

<b>File 26 WB</b>							
#	Name	Label	Type	Format	Valid	Invalid	Question
5	<a href="#">TEH</a>	TEHSIL CODE	discrete	character-3	3234396	0	-
6	<a href="#">CD_BLOCK</a>	CD BLOCK	discrete	character-2	3234396	0	-
7	<a href="#">SECTOR</a>	SECTOR CODE	discrete	character-1	3234396	0	-
8	<a href="#">V_C</a>	VILLAGE CODE	discrete	character-3	3234396	0	-
9	<a href="#">WARD</a>	WARD CODE	discrete	character-3	3234396	0	-
10	<a href="#">IV_UNIT</a>	IV UNIT	discrete	character-3	3234396	0	-
11	<a href="#">UFS_BLOCK</a>	UFS BLOCK	discrete	character-2	3234396	0	-
12	<a href="#">P_NO</a>	PAGE NO	discrete	character-3	3234396	0	-
13	<a href="#">LINE_NO</a>	LINE NUMBER	discrete	character-5	3234395	0	-
14	<a href="#">PREM_S</a>	PREMISES STATUS	discrete	character-1	3234396	0	-
15	<a href="#">SRL_NO</a>	RUNNING SERIAL NUMBER	discrete	character-5	3234396	0	-
16	<a href="#">NIC</a>	NIC	discrete	character-4	3234396	0	-
17	<a href="#">AGRI_NON..</a>	AGRI.AND NON-AGRI.	discrete	character-1	3234396	0	-
18	<a href="#">NOP</a>	NATURE OF OPERATION	discrete	character-1	3234396	0	-
19	<a href="#">OWN_SHIP</a>	OWNERSHIP CODE	discrete	character-1	3234396	0	-
20	<a href="#">SG</a>	SOCIAL GROUP CODE	discrete	character-1	3234396	0	-
21	<a href="#">P_F_USED</a>	POWER/FUEL USED	discrete	character-1	3234396	0	-
22	<a href="#">Y_OPRA</a>	YEAR OF OPERATION	discrete	character-1	3234396	0	-
23	<a href="#">REGISN</a>	REGISTRATION CODE	discrete	character-2	3234130	0	-
24	<a href="#">SOF</a>	SOURCE OF FINANCE	discrete	character-1	3234396	0	-
25	<a href="#">T_ADULT_M</a>	TOTAL ADULT MALE	discrete	character-5	3234396	0	-
26	<a href="#">T_ADULT_F</a>	TOTAL ADULT FEMALE	discrete	character-5	3234396	0	-
27	<a href="#">T_CHILD_M</a>	TOTAL CHIELD MALE	discrete	character-5	3234396	0	-
28	<a href="#">T_CHILD_F</a>	TOTAL CHIELD FEMALE	discrete	character-5	3234396	0	-
29	<a href="#">TOT</a>	TOTAL OF TOTAL	discrete	character-5	3234396	0	-
30	<a href="#">H_ADULT_M</a>	HIRED ADULT MALE	discrete	character-5	3234396	0	-
31	<a href="#">H_ADULT_F</a>	HIRED ADULT FEMALE	discrete	character-5	3234396	0	-
32	<a href="#">H_CHILD_M</a>	HIRED CHIELD MALE	discrete	character-5	3234396	0	-
33	<a href="#">H_CHILD_F</a>	HIRED CHIELD FEMALE	discrete	character-5	3234396	0	-
34	<a href="#">T_HIRED</a>	TOTAL OF HIRED	discrete	character-5	3234396	0	-
35	<a href="#">REMAKS</a>	REMARKS	discrete	character-3	3234395	0	-
36	<a href="#">TYPE_ENT..</a>	TYPE OF ENTERPRISE	discrete	character-1	3234396	0	-
37	<a href="#">MAJOR_ACT</a>	MAJOR ACTIVITY CODE	discrete	character-2	3234396	0	-
38	<a href="#">SIZE_EMP1</a>	SIZE OF EMPLOYMENT CODE-	discrete	character-1	3234396	0	-
39	<a href="#">SIZE_EMP2</a>	SIZE OF EMPLOYMENT CODE-	discrete	character-2	3234396	0	-
40	<a href="#">FITTER</a>	FILLER	discrete	character-1	3234396	0	-

<b>File 27 AN&amp;Island</b>							
#	Name	Label	Type	Format	Valid	Invalid	Question
1	<a href="#">FILE_ID</a>	FILE-ID	discrete	character-6	13725	0	-
2	<a href="#">ID_NO</a>	IDENTIFICATION NO (ID NO)	discrete	character-12	13725	0	-
3	<a href="#">ST</a>	STATE CODE	discrete	character-2	13725	0	-
4	<a href="#">DT</a>	DISTRICT CODE	discrete	character-2	13725	0	-
5	<a href="#">TEH</a>	TEHSIL CODE	discrete	character-3	13725	0	-
6	<a href="#">CD_BLOCK</a>	CD BLOCK	discrete	character-2	13725	0	-
7	<a href="#">SECTOR</a>	SECTOR CODE	discrete	character-1	13725	0	-
8	<a href="#">V_C</a>	VILLAGE CODE	discrete	character-3	13725	0	-
9	<a href="#">WARD</a>	WARD CODE	discrete	character-3	13725	0	-
10	<a href="#">IV_UNIT</a>	IV UNIT	discrete	character-3	13725	0	-
11	<a href="#">UFS_BLOCK</a>	UFS BLOCK	discrete	character-2	13725	0	-
12	<a href="#">P_NO</a>	PAGE NO	discrete	character-3	13725	0	-
13	<a href="#">LINE_NO</a>	LINE NUMBER	discrete	character-5	13725	0	-
14	<a href="#">PREM_S</a>	PREMISES STATUS	discrete	character-1	13725	0	-
15	<a href="#">SRL_NO</a>	RUNNING SERIAL NUMBER	discrete	character-5	13725	0	-
16	<a href="#">NIC</a>	NIC	discrete	character-4	13725	0	-
17	<a href="#">AGRI_NON..</a>	AGRI.AND NON-AGRI.	discrete	character-1	13725	0	-
18	<a href="#">NOP</a>	NATURE OF OPERATION	discrete	character-1	13725	0	-
19	<a href="#">OWN_SHIP</a>	OWNERSHIP CODE	discrete	character-1	13725	0	-
20	<a href="#">SG</a>	SOCIAL GROUP CODE	discrete	character-1	13725	0	-
21	<a href="#">P_F_USED</a>	POWER/FUEL USED	discrete	character-1	13725	0	-
22	<a href="#">Y_OPRA</a>	YEAR OF OPERATION	discrete	character-1	13725	0	-
23	<a href="#">REGISN</a>	REGISTRATION CODE	discrete	character-2	13725	0	-
24	<a href="#">SOF</a>	SOURCE OF FINANCE	discrete	character-1	13725	0	-
25	<a href="#">T_ADULT_M</a>	TOTAL ADULT MALE	discrete	character-5	13725	0	-
26	<a href="#">T_ADULT_F</a>	TOTAL ADULT FEMALE	discrete	character-5	13725	0	-
27	<a href="#">T_CHILD_M</a>	TOTAL CHIELD MALE	discrete	character-5	13725	0	-
28	<a href="#">T_CHILD_F</a>	TOTAL CHIELD FEMALE	discrete	character-5	13725	0	-
29	<a href="#">TOT</a>	TOTAL OF TOTAL	discrete	character-5	13725	0	-
30	<a href="#">H_ADULT_M</a>	HIRED ADULT MALE	discrete	character-5	13725	0	-
31	<a href="#">H_ADULT_F</a>	HIRED ADULT FEMALE	discrete	character-5	13725	0	-
32	<a href="#">H_CHILD_M</a>	HIRED CHIELD MALE	discrete	character-5	13725	0	-
33	<a href="#">H_CHILD_F</a>	HIRED CHIELD FEMALE	discrete	character-5	13725	0	-
34	<a href="#">T_HIRED</a>	TOTAL OF HIRED	discrete	character-5	13725	0	-
35	<a href="#">REMAKS</a>	REMARKS	discrete	character-3	13725	0	-
36	<a href="#">TYPE_ENT..</a>	TYPE OF ENTERPRISE	discrete	character-1	13725	0	-
37	<a href="#">MAJOR_ACT</a>	MAJOR ACTIVITY CODE	discrete	character-2	13725	0	-

**File 27 AN&Island**

#	Name	Label	Type	Format	Valid	Invalid	Question
38	<a href="#">SIZE_EMP1</a>	SIZE OF EMPLOYMENT CODE-	discrete	character-1	13725	0	-
39	<a href="#">SIZE_EMP2</a>	SIZE OF EMPLOYMENT CODE-	discrete	character-2	13725	0	-
40	<a href="#">FITTER</a>	FILLER	discrete	character-1	13725	0	-

**File 28 Chandigarh**

#	Name	Label	Type	Format	Valid	Invalid	Question
1	<a href="#">FILE_ID</a>	FILE-ID	discrete	character-6	39836	0	-
2	<a href="#">ID_NO</a>	IDENTIFICATION NO (ID NO)	discrete	character-12	39836	0	-
3	<a href="#">ST</a>	STATE CODE	discrete	character-2	39836	0	-
4	<a href="#">DT</a>	DISTRICT CODE	discrete	character-2	39836	0	-
5	<a href="#">TEH</a>	TEHSIL CODE	discrete	character-3	39836	0	-
6	<a href="#">CD_BLOCK</a>	CD BLOCK	discrete	character-2	39836	0	-
7	<a href="#">SECTOR</a>	SECTOR CODE	discrete	character-1	39836	0	-
8	<a href="#">V_C</a>	VILLAGE CODE	discrete	character-3	39836	0	-
9	<a href="#">WARD</a>	WARD CODE	discrete	character-3	39836	0	-
10	<a href="#">IV_UNIT</a>	IV UNIT	discrete	character-3	39836	0	-
11	<a href="#">UFS_BLOCK</a>	UFS BLOCK	discrete	character-2	39836	0	-
12	<a href="#">P_NO</a>	PAGE NO	discrete	character-3	39836	0	-
13	<a href="#">LINE_NO</a>	LINE NUMBER	discrete	character-5	39836	0	-
14	<a href="#">PREM_S</a>	PREMISES STATUS	discrete	character-1	39836	0	-
15	<a href="#">SRL_NO</a>	RUNNING SERIAL NUMBER	discrete	character-5	39836	0	-
16	<a href="#">NIC</a>	NIC	discrete	character-4	39836	0	-
17	<a href="#">AGRI_NON..</a>	AGRI.AND NON-AGRI.	discrete	character-1	39836	0	-
18	<a href="#">NOP</a>	NATURE OF OPERATION	discrete	character-1	39836	0	-
19	<a href="#">OWN_SHIP</a>	OWNERSHIP CODE	discrete	character-1	39836	0	-
20	<a href="#">SG</a>	SOCIAL GROUP CODE	discrete	character-1	39836	0	-
21	<a href="#">P_F_USED</a>	POWER/FUEL USED	discrete	character-1	39836	0	-
22	<a href="#">Y_OPRA</a>	YEAR OF OPERATION	discrete	character-1	39836	0	-
23	<a href="#">REGISN</a>	REGISTRATION CODE	discrete	character-2	39836	0	-
24	<a href="#">SOF</a>	SOURCE OF FINANCE	discrete	character-1	39836	0	-
25	<a href="#">T_ADULT_M</a>	TOTAL ADULT MALE	discrete	character-5	39836	0	-
26	<a href="#">T_ADULT_F</a>	TOTAL ADULT FEMALE	discrete	character-5	39836	0	-
27	<a href="#">T_CHILD_M</a>	TOTAL CHIELD MALE	discrete	character-5	39836	0	-
28	<a href="#">T_CHILD_F</a>	TOTAL CHIELD FEMALE	discrete	character-5	39836	0	-
29	<a href="#">TOT</a>	TOTAL OF TOTAL	discrete	character-5	39836	0	-
30	<a href="#">H_ADULT_M</a>	HIRED ADULT MALE	discrete	character-5	39836	0	-
31	<a href="#">H_ADULT_F</a>	HIRED ADULT FEMALE	discrete	character-5	39836	0	-

**File 28 Chandigarh**

#	Name	Label	Type	Format	Valid	Invalid	Question
32	<a href="#">H_CHILD_M</a>	HIRED CHIELD MALE	discrete	character-5	39836	0	-
33	<a href="#">H_CHILD_F</a>	HIRED CHIELD FEMALE	discrete	character-5	39836	0	-
34	<a href="#">T_HIRED</a>	TOTAL OF HIRED	discrete	character-5	39836	0	-
35	<a href="#">REMAKS</a>	REMARKS	discrete	character-3	39836	0	-
36	<a href="#">TYPE_ENT..</a>	TYPE OF ENTERPRISE	discrete	character-1	39836	0	-
37	<a href="#">MAJOR_ACT</a>	MAJOR ACTIVITY CODE	discrete	character-2	39836	0	-
38	<a href="#">SIZE_EMP1</a>	SIZE OF EMPLOYMENT CODE-	discrete	character-1	39836	0	-
39	<a href="#">SIZE_EMP2</a>	SIZE OF EMPLOYMENT CODE-	discrete	character-2	39836	0	-
40	<a href="#">FITTER</a>	FILLER	discrete	character-1	0	0	-

**File 29 Dadar & Nagar Haveli**

#	Name	Label	Type	Format	Valid	Invalid	Question
1	<a href="#">FILE_ID</a>	FILE-ID	discrete	character-6	3977	0	-
2	<a href="#">ID_NO</a>	IDENTIFICATION NO (ID NO)	discrete	character-12	3977	0	-
3	<a href="#">ST</a>	STATE CODE	discrete	character-2	3977	0	-
4	<a href="#">DT</a>	DISTRICT CODE	discrete	character-2	3977	0	-
5	<a href="#">TEH</a>	TEHSIL CODE	discrete	character-3	3977	0	-
6	<a href="#">CD_BLOCK</a>	CD BLOCK	discrete	character-2	3977	0	-
7	<a href="#">SECTOR</a>	SECTOR CODE	discrete	character-1	3977	0	-
8	<a href="#">V_C</a>	VILLAGE CODE	discrete	character-3	3977	0	-
9	<a href="#">WARD</a>	WARD CODE	discrete	character-3	3977	0	-
10	<a href="#">IV_UNIT</a>	IV UNIT	discrete	character-3	3977	0	-
11	<a href="#">UFS_BLOCK</a>	UFS BLOCK	discrete	character-2	3977	0	-
12	<a href="#">P_NO</a>	PAGE NO	discrete	character-3	3977	0	-
13	<a href="#">LINE_NO</a>	LINE NUMBER	discrete	character-5	3977	0	-
14	<a href="#">PREM_S</a>	PREMISES STATUS	discrete	character-1	3977	0	-
15	<a href="#">SRL_NO</a>	RUNNING SERIAL NUMBER	discrete	character-5	3977	0	-
16	<a href="#">NIC</a>	NIC	discrete	character-4	3977	0	-
17	<a href="#">AGRI_NON..</a>	AGRI.AND NON-AGRI.	discrete	character-1	3977	0	-
18	<a href="#">NOP</a>	NATURE OF OPERATION	discrete	character-1	3977	0	-
19	<a href="#">OWN_SHIP</a>	OWNERSHIP CODE	discrete	character-1	3977	0	-
20	<a href="#">SG</a>	SOCIAL GROUP CODE	discrete	character-1	3977	0	-
21	<a href="#">P_F_USED</a>	POWER/FUEL USED	discrete	character-1	3977	0	-
22	<a href="#">Y_OPRA</a>	YEAR OF OPERATION	discrete	character-1	3977	0	-
23	<a href="#">REGISN</a>	REGISTRATION CODE	discrete	character-2	3977	0	-
24	<a href="#">SOF</a>	SOURCE OF FINANCE	discrete	character-1	3977	0	-
25	<a href="#">T_ADULT_M</a>	TOTAL ADULT MALE	discrete	character-5	3977	0	-

**File 29 Dadar & Nagar Haveli**

#	Name	Label	Type	Format	Valid	Invalid	Question
26	<a href="#">T_ADULT_F</a>	TOTAL ADULT FEMALE	discrete	character-5	3977	0	-
27	<a href="#">T_CHILD_M</a>	TOTAL CHIELD MALE	discrete	character-5	3977	0	-
28	<a href="#">T_CHILD_F</a>	TOTAL CHIELD FEMALE	discrete	character-5	3977	0	-
29	<a href="#">TOT</a>	TOTAL OF TOTAL	discrete	character-5	3977	0	-
30	<a href="#">H_ADULT_M</a>	HIRED ADULT MALE	discrete	character-5	3977	0	-
31	<a href="#">H_ADULT_F</a>	HIRED ADULT FEMALE	discrete	character-5	3977	0	-
32	<a href="#">H_CHILD_M</a>	HIRED CHIELD MALE	discrete	character-5	3977	0	-
33	<a href="#">H_CHILD_F</a>	HIRED CHIELD FEMALE	discrete	character-5	3977	0	-
34	<a href="#">T_HIRED</a>	TOTAL OF HIRED	discrete	character-5	3977	0	-
35	<a href="#">REMAKS</a>	REMARKS	discrete	character-3	3977	0	-
36	<a href="#">TYPE_ENT..</a>	TYPE OF ENTERPRISE	discrete	character-1	3977	0	-
37	<a href="#">MAJOR_ACT</a>	MAJOR ACTIVITY CODE	discrete	character-2	3977	0	-
38	<a href="#">SIZE_EMP1</a>	SIZE OF EMPLOYMENT CODE-	discrete	character-1	3977	0	-
39	<a href="#">SIZE_EMP2</a>	SIZE OF EMPLOYMENT CODE-	discrete	character-2	3977	0	-
40	<a href="#">FITTER</a>	FILLER	discrete	character-1	3977	0	-

**File 30 Daman & Diu**

#	Name	Label	Type	Format	Valid	Invalid	Question
1	<a href="#">FILE_ID</a>	FILE-ID	discrete	character-6	6233	0	-
2	<a href="#">ID_NO</a>	IDENTIFICATION NO (ID NO)	discrete	character-12	6233	0	-
3	<a href="#">ST</a>	STATE CODE	discrete	character-2	6233	0	-
4	<a href="#">DT</a>	DISTRICT CODE	discrete	character-2	6233	0	-
5	<a href="#">TEH</a>	TEHSIL CODE	discrete	character-3	6233	0	-
6	<a href="#">CD_BLOCK</a>	CD BLOCK	discrete	character-2	6233	0	-
7	<a href="#">SECTOR</a>	SECTOR CODE	discrete	character-1	6233	0	-
8	<a href="#">V_C</a>	VILLAGE CODE	discrete	character-3	6233	0	-
9	<a href="#">WARD</a>	WARD CODE	discrete	character-3	6233	0	-
10	<a href="#">IV_UNIT</a>	IV UNIT	discrete	character-3	6233	0	-
11	<a href="#">UFS_BLOCK</a>	UFS BLOCK	discrete	character-2	6233	0	-
12	<a href="#">P_NO</a>	PAGE NO	discrete	character-3	6233	0	-
13	<a href="#">LINE_NO</a>	LINE NUMBER	discrete	character-5	6233	0	-
14	<a href="#">PREM_S</a>	PREMISES STATUS	discrete	character-1	6233	0	-
15	<a href="#">SRL_NO</a>	RUNNING SERIAL NUMBER	discrete	character-5	6233	0	-
16	<a href="#">NIC</a>	NIC	discrete	character-4	6233	0	-
17	<a href="#">AGRI_NON..</a>	AGRI.AND NON-AGRI.	discrete	character-1	6233	0	-
18	<a href="#">NOP</a>	NATURE OF OPERATION	discrete	character-1	6233	0	-
19	<a href="#">OWN_SHIP</a>	OWNERSHIP CODE	discrete	character-1	6233	0	-



**File 30 Daman & Diu**

#	Name	Label	Type	Format	Valid	Invalid	Question
20	<a href="#">SG</a>	SOCIAL GROUP CODE	discrete	character-1	6233	0	-
21	<a href="#">P_F_USED</a>	POWER/FUEL USED	discrete	character-1	6233	0	-
22	<a href="#">Y_OPRA</a>	YEAR OF OPERATION	discrete	character-1	6233	0	-
23	<a href="#">REGISN</a>	REGISTRATION CODE	discrete	character-2	6233	0	-
24	<a href="#">SOF</a>	SOURCE OF FINANCE	discrete	character-1	6233	0	-
25	<a href="#">T_ADULT_M</a>	TOTAL ADULT MALE	discrete	character-5	6233	0	-
26	<a href="#">T_ADULT_F</a>	TOTAL ADULT FEMALE	discrete	character-5	6233	0	-
27	<a href="#">T_CHILD_M</a>	TOTAL CHIELD MALE	discrete	character-5	6233	0	-
28	<a href="#">T_CHILD_F</a>	TOTAL CHIELD FEMALE	discrete	character-5	6233	0	-
29	<a href="#">TOT</a>	TOTAL OF TOTAL	discrete	character-5	6233	0	-
30	<a href="#">H_ADULT_M</a>	HIRED ADULT MALE	discrete	character-5	6233	0	-
31	<a href="#">H_ADULT_F</a>	HIRED ADULT FEMALE	discrete	character-5	6233	0	-
32	<a href="#">H_CHILD_M</a>	HIRED CHIELD MALE	discrete	character-5	6233	0	-
33	<a href="#">H_CHILD_F</a>	HIRED CHIELD FEMALE	discrete	character-5	6233	0	-
34	<a href="#">T_HIRED</a>	TOTAL OF HIRED	discrete	character-5	6233	0	-
35	<a href="#">REMAKS</a>	REMARKS	discrete	character-3	6233	0	-
36	<a href="#">TYPE_ENT..</a>	TYPE OF ENTERPRISE	discrete	character-1	6233	0	-
37	<a href="#">MAJOR_ACT</a>	MAJOR ACTIVITY CODE	discrete	character-2	6233	0	-
38	<a href="#">SIZE_EMP1</a>	SIZE OF EMPLOYMENT CODE-	discrete	character-1	6233	0	-
39	<a href="#">SIZE_EMP2</a>	SIZE OF EMPLOYMENT CODE-	discrete	character-2	6233	0	-
40	<a href="#">FITTER</a>	FILLER	discrete	character-1	6233	0	-

**File 31 Delhi**

#	Name	Label	Type	Format	Valid	Invalid	Question
1	<a href="#">FILE_ID</a>	FILE-ID	discrete	character-6	685852	0	-
2	<a href="#">ID_NO</a>	IDENTIFICATION NO (ID NO)	discrete	character-12	685852	0	-
3	<a href="#">ST</a>	STATE CODE	discrete	character-2	685852	0	-
4	<a href="#">DT</a>	DISTRICT CODE	discrete	character-2	685852	0	-
5	<a href="#">TEH</a>	TEHSIL CODE	discrete	character-3	414612	0	-
6	<a href="#">CD_BLOCK</a>	CD BLOCK	discrete	character-2	414423	0	-
7	<a href="#">SECTOR</a>	SECTOR CODE	discrete	character-1	685852	0	-
8	<a href="#">V_C</a>	VILLAGE CODE	discrete	character-3	685852	0	-
9	<a href="#">WARD</a>	WARD CODE	discrete	character-3	12039	0	-
10	<a href="#">IV_UNIT</a>	IV UNIT	discrete	character-3	685850	0	-
11	<a href="#">UFS_BLOCK</a>	UFS BLOCK	discrete	character-2	685850	0	-
12	<a href="#">P_NO</a>	PAGE NO	discrete	character-3	685852	0	-
13	<a href="#">LINE_NO</a>	LINE NUMBER	discrete	character-5	685852	0	-

<b>File 31 Delhi</b>							
#	Name	Label	Type	Format	Valid	Invalid	Question
14	<a href="#">PREM_S</a>	PREMISES STATUS	discrete	character-1	685852	0	-
15	<a href="#">SRL_NO</a>	RUNNING SERIAL NUMBER	discrete	character-4	685852	0	-
16	<a href="#">NIC</a>	NIC	discrete	character-4	685852	0	-
17	<a href="#">AGRI_NON..</a>	AGRI.LAND NON-AGRI.	discrete	character-1	685852	0	-
18	<a href="#">NOP</a>	NATURE OF OPERATION	discrete	character-1	685852	0	-
19	<a href="#">OWN_SHIP</a>	OWNERSHIP CODE	discrete	character-1	685852	0	-
20	<a href="#">SG</a>	SOCIAL GROUP CODE	discrete	character-1	685852	0	-
21	<a href="#">P_F_USED</a>	POWER/FUEL USED	discrete	character-1	685852	0	-
22	<a href="#">Y_OPRA</a>	YEAR OF OPERATION	discrete	character-1	685852	0	-
23	<a href="#">REGISN</a>	REGISTRATION CODE	discrete	character-2	685844	0	-
24	<a href="#">SOF</a>	SOURCE OF FINANCE	discrete	character-1	685852	0	-
25	<a href="#">T_ADULT_M</a>	TOTAL ADULT MALE	discrete	character-5	685852	0	-
26	<a href="#">T_ADULT_F</a>	TOTAL ADULT FEMALE	discrete	character-5	685852	0	-
27	<a href="#">T_CHILD_M</a>	TOTAL CHIELD MALE	discrete	character-5	685852	0	-
28	<a href="#">T_CHILD_F</a>	TOTAL CHIELD FEMALE	discrete	character-5	685852	0	-
29	<a href="#">TOT</a>	TOTAL OF TOTAL	discrete	character-5	685852	0	-
30	<a href="#">H_ADULT_M</a>	HIRED ADULT MALE	discrete	character-5	685852	0	-
31	<a href="#">H_ADULT_F</a>	HIRED ADULT FEMALE	discrete	character-5	685852	0	-
32	<a href="#">H_CHILD_M</a>	HIRED CHIELD MALE	discrete	character-5	685852	0	-
33	<a href="#">H_CHILD_F</a>	HIRED CHIELD FEMALE	discrete	character-5	685852	0	-
34	<a href="#">T_HIRED</a>	TOTAL OF HIRED	discrete	character-5	685852	0	-
35	<a href="#">REMAKS</a>	REMARKS	discrete	character-3	685852	0	-
36	<a href="#">TYPE_ENT..</a>	TYPE OF ENTERPRISE	discrete	character-1	685852	0	-
37	<a href="#">MAJOR_ACT</a>	MAJOR ACTIVITY CODE	discrete	character-2	685852	0	-
38	<a href="#">SIZE_EMP1</a>	SIZE OF EMPLOYMENT CODE-	discrete	character-1	685852	0	-
39	<a href="#">SIZE_EMP2</a>	SIZE OF EMPLOYMENT CODE-	discrete	character-2	685852	0	-
40	<a href="#">FITTER</a>	FILLER	discrete	character-1	685852	0	-

<b>File 32 Lashadweep</b>							
#	Name	Label	Type	Format	Valid	Invalid	Question
1	<a href="#">FILE_ID</a>	FILE-ID	discrete	character-6	4542	0	-
2	<a href="#">ID_NO</a>	IDENTIFICATION NO (ID NO)	discrete	character-12	4542	0	-
3	<a href="#">ST</a>	STATE CODE	discrete	character-2	4542	0	-
4	<a href="#">DT</a>	DISTRICT CODE	discrete	character-2	4542	0	-
5	<a href="#">TEH</a>	TEHSIL CODE	discrete	character-3	4542	0	-
6	<a href="#">CD_BLOCK</a>	CD BLOCK	discrete	character-2	4542	0	-
7	<a href="#">SECTOR</a>	SECTOR CODE	discrete	character-1	4542	0	-

<b>File 32 Lashadweep</b>							
#	Name	Label	Type	Format	Valid	Invalid	Question
8	<a href="#">V_C</a>	VILLAGE CODE	discrete	character-3	4542	0	-
9	<a href="#">WARD</a>	WARD CODE	discrete	character-3	4542	0	-
10	<a href="#">IV_UNIT</a>	IV UNIT	discrete	character-3	4542	0	-
11	<a href="#">UFS_BLOCK</a>	UFS BLOCK	discrete	character-2	4542	0	-
12	<a href="#">P_NO</a>	PAGE NO	discrete	character-3	4542	0	-
13	<a href="#">LINE_NO</a>	LINE NUMBER	discrete	character-5	4542	0	-
14	<a href="#">PREM_S</a>	PREMISES STATUS	discrete	character-1	4542	0	-
15	<a href="#">SRL_NO</a>	RUNNING SERIAL NUMBER	discrete	character-5	4542	0	-
16	<a href="#">NIC</a>	NIC	discrete	character-4	4542	0	-
17	<a href="#">AGRI_NON..</a>	AGRI.AND NON-AGRI.	discrete	character-1	4542	0	-
18	<a href="#">NOP</a>	NATURE OF OPERATION	discrete	character-1	4542	0	-
19	<a href="#">OWN_SHIP</a>	OWNERSHIP CODE	discrete	character-1	4542	0	-
20	<a href="#">SG</a>	SOCIAL GROUP CODE	discrete	character-1	4542	0	-
21	<a href="#">P_F_USED</a>	POWER/FUEL USED	discrete	character-1	4542	0	-
22	<a href="#">Y_OPRA</a>	YEAR OF OPERATION	discrete	character-1	4542	0	-
23	<a href="#">REGISN</a>	REGISTRATION CODE	discrete	character-2	4542	0	-
24	<a href="#">SOF</a>	SOURCE OF FINANCE	discrete	character-1	4542	0	-
25	<a href="#">T_ADULT_M</a>	TOTAL ADULT MALE	discrete	character-5	4542	0	-
26	<a href="#">T_ADULT_F</a>	TOTAL ADULT FEMALE	discrete	character-5	4542	0	-
27	<a href="#">T_CHILD_M</a>	TOTAL CHIELD MALE	discrete	character-5	4542	0	-
28	<a href="#">T_CHILD_F</a>	TOTAL CHIELD FEMALE	discrete	character-5	4542	0	-
29	<a href="#">TOT</a>	TOTAL OF TOTAL	discrete	character-5	4542	0	-
30	<a href="#">H_ADULT_M</a>	HIRED ADULT MALE	discrete	character-5	4542	0	-
31	<a href="#">H_ADULT_F</a>	HIRED ADULT FEMALE	discrete	character-5	4542	0	-
32	<a href="#">H_CHILD_M</a>	HIRED CHIELD MALE	discrete	character-5	4542	0	-
33	<a href="#">H_CHILD_F</a>	HIRED CHIELD FEMALE	discrete	character-5	4542	0	-
34	<a href="#">T_HIRED</a>	TOTAL OF HIRED	discrete	character-5	4542	0	-
35	<a href="#">REMAKS</a>	REMARKS	discrete	character-3	4542	0	-
36	<a href="#">TYPE_ENT..</a>	TYPE OF ENTERPRISE	discrete	character-1	4542	0	-
37	<a href="#">MAJOR_ACT</a>	MAJOR ACTIVITY CODE	discrete	character-2	4542	0	-
38	<a href="#">SIZE_EMP1</a>	SIZE OF EMPLOYMENT CODE-	discrete	character-1	4542	0	-
39	<a href="#">SIZE_EMP2</a>	SIZE OF EMPLOYMENT CODE-	discrete	character-2	4542	0	-
40	<a href="#">FITTER</a>	FILLER	discrete	character-1	0	0	-

<b>File 33 Pondichery</b>							
#	Name	Label	Type	Format	Valid	Invalid	Question
1	<a href="#">FILE_ID</a>	FILE-ID	discrete	character-6	42807	0	-

<b>File 33 Pondichery</b>							
#	Name	Label	Type	Format	Valid	Invalid	Question
2	<a href="#">ID_NO</a>	IDENTIFICATION NO (ID NO)	discrete	character-12	42807	0	-
3	<a href="#">ST</a>	STATE CODE	discrete	character-2	42807	0	-
4	<a href="#">DT</a>	DISTRICT CODE	discrete	character-2	42807	0	-
5	<a href="#">TEH</a>	TEHSIL CODE	discrete	character-3	42807	0	-
6	<a href="#">CD_BLOCK</a>	CD BLOCK	discrete	character-2	42807	0	-
7	<a href="#">SECTOR</a>	SECTOR CODE	discrete	character-1	42807	0	-
8	<a href="#">V_C</a>	VILLAGE CODE	discrete	character-3	42807	0	-
9	<a href="#">WARD</a>	WARD CODE	discrete	character-3	42807	0	-
10	<a href="#">IV_UNIT</a>	IV UNIT	discrete	character-3	42807	0	-
11	<a href="#">UFS_BLOCK</a>	UFS BLOCK	discrete	character-2	42807	0	-
12	<a href="#">P_NO</a>	PAGE NO	discrete	character-3	42807	0	-
13	<a href="#">LINE_NO</a>	LINE NUMBER	discrete	character-5	42807	0	-
14	<a href="#">PREM_S</a>	PREMISES STATUS	discrete	character-1	42807	0	-
15	<a href="#">SRL_NO</a>	RUNNING SERIAL NUMBER	discrete	character-5	42807	0	-
16	<a href="#">NIC</a>	NIC	discrete	character-4	42807	0	-
17	<a href="#">AGRI_NON..</a>	AGRI.AND NON-AGRI.	discrete	character-1	42807	0	-
18	<a href="#">NOP</a>	NATURE OF OPERATION	discrete	character-1	42807	0	-
19	<a href="#">OWN_SHIP</a>	OWNERSHIP CODE	discrete	character-1	42807	0	-
20	<a href="#">SG</a>	SOCIAL GROUP CODE	discrete	character-1	42807	0	-
21	<a href="#">P_F_USED</a>	POWER/FUEL USED	discrete	character-1	42807	0	-
22	<a href="#">Y_OPRA</a>	YEAR OF OPERATION	discrete	character-1	42807	0	-
23	<a href="#">REGISN</a>	REGISTRATION CODE	discrete	character-2	42807	0	-
24	<a href="#">SOF</a>	SOURCE OF FINANCE	discrete	character-1	42807	0	-
25	<a href="#">T_ADULT_M</a>	TOTAL ADULT MALE	discrete	character-5	42807	0	-
26	<a href="#">T_ADULT_F</a>	TOTAL ADULT FEMALE	discrete	character-5	42807	0	-
27	<a href="#">T_CHILD_M</a>	TOTAL CHIELD MALE	discrete	character-5	42807	0	-
28	<a href="#">T_CHILD_F</a>	TOTAL CHIELD FEMALE	discrete	character-5	42807	0	-
29	<a href="#">TOT</a>	TOTAL OF TOTAL	discrete	character-5	42807	0	-
30	<a href="#">H_ADULT_M</a>	HIRED ADULT MALE	discrete	character-5	42807	0	-
31	<a href="#">H_ADULT_F</a>	HIRED ADULT FEMALE	discrete	character-5	42807	0	-
32	<a href="#">H_CHILD_M</a>	HIRED CHIELD MALE	discrete	character-5	42807	0	-
33	<a href="#">H_CHILD_F</a>	HIRED CHIELD FEMALE	discrete	character-5	42807	0	-
34	<a href="#">T_HIRED</a>	TOTAL OF HIRED	discrete	character-5	42807	0	-
35	<a href="#">REMAKS</a>	REMARKS	discrete	character-3	42807	0	-
36	<a href="#">TYPE_ENT..</a>	TYPE OF ENTERPRISE	discrete	character-1	42807	0	-
37	<a href="#">MAJOR_ACT</a>	MAJOR ACTIVITY CODE	discrete	character-2	42807	0	-
38	<a href="#">SIZE_EMPI</a>	SIZE OF EMPLOYMENT CODE-	discrete	character-1	42807	0	-

<b>File 33 Pondichery</b>							
#	Name	Label	Type	Format	Valid	Invalid	Question
39	<a href="#">SIZE_EMP2</a>	SIZE OF EMPLOYMENT CODE-	discrete	character-2	42807	0	-
40	<a href="#">FITTER</a>	FILLER	discrete	character-1	42807	0	-

<b>File 34 Jharkhand</b>							
#	Name	Label	Type	Format	Valid	Invalid	Question
1	<a href="#">FILE_ID</a>	FILE-ID	discrete	character-6	398910	0	-
2	<a href="#">ID_NO</a>	IDENTIFICATION NO (ID NO)	discrete	character-12	398910	0	-
3	<a href="#">ST</a>	STATE CODE	discrete	character-2	398910	0	-
4	<a href="#">DT</a>	DISTRICT CODE	discrete	character-2	398910	0	-
5	<a href="#">TEH</a>	TEHSIL CODE	discrete	character-3	398910	0	-
6	<a href="#">CD_BLOCK</a>	CD BLOCK	discrete	character-2	398910	0	-
7	<a href="#">SECTOR</a>	SECTOR CODE	discrete	character-1	398910	0	-
8	<a href="#">V_C</a>	VILLAGE CODE	discrete	character-3	398910	0	-
9	<a href="#">WARD</a>	WARD CODE	discrete	character-3	398910	0	-
10	<a href="#">IV_UNIT</a>	IV UNIT	discrete	character-3	398910	0	-
11	<a href="#">UFS_BLOCK</a>	UFS BLOCK	discrete	character-2	398910	0	-
12	<a href="#">P_NO</a>	PAGE NO	discrete	character-3	398910	0	-
13	<a href="#">LINE_NO</a>	LINE NUMBER	discrete	character-5	398910	0	-
14	<a href="#">PREM_S</a>	PREMISES STATUS	discrete	character-1	398910	0	-
15	<a href="#">SRL_NO</a>	RUNNING SERIAL NUMBER	discrete	character-5	398910	0	-
16	<a href="#">NIC</a>	NIC	discrete	character-4	398910	0	-
17	<a href="#">AGRI_NON..</a>	AGRI.AND NON-AGRI.	discrete	character-1	398910	0	-
18	<a href="#">NOP</a>	NATURE OF OPERATION	discrete	character-1	398910	0	-
19	<a href="#">OWN_SHIP</a>	OWNERSHIP CODE	discrete	character-1	398910	0	-
20	<a href="#">SG</a>	SOCIAL GROUP CODE	discrete	character-1	398910	0	-
21	<a href="#">P_F_USED</a>	POWER/FUEL USED	discrete	character-1	398910	0	-
22	<a href="#">Y_OPRA</a>	YEAR OF OPERATION	discrete	character-1	398910	0	-
23	<a href="#">REGISN</a>	REGISTRATION CODE	discrete	character-2	398910	0	-
24	<a href="#">SOF</a>	SOURCE OF FINANCE	discrete	character-1	398910	0	-
25	<a href="#">T_ADULT_M</a>	TOTAL ADULT MALE	discrete	character-5	398910	0	-
26	<a href="#">T_ADULT_F</a>	TOTAL ADULT FEMALE	discrete	character-5	398910	0	-
27	<a href="#">T_CHILD_M</a>	TOTAL CHIELD MALE	discrete	character-5	398910	0	-
28	<a href="#">T_CHILD_F</a>	TOTAL CHIELD FEMALE	discrete	character-5	398910	0	-
29	<a href="#">TOT</a>	TOTAL OF TOTAL	discrete	character-5	398910	0	-
30	<a href="#">H_ADULT_M</a>	HIRED ADULT MALE	discrete	character-5	398910	0	-
31	<a href="#">H_ADULT_F</a>	HIRED ADULT FEMALE	discrete	character-5	398910	0	-
32	<a href="#">H_CHILD_M</a>	HIRED CHIELD MALE	discrete	character-5	398910	0	-

**File 34 Jharkhand**

#	Name	Label	Type	Format	Valid	Invalid	Question
33	<a href="#">H_CHILD_F</a>	HIRED CHIELD FEMALE	discrete	character-5	398910	0	-
34	<a href="#">T_HIRED</a>	TOTAL OF HIRED	discrete	character-5	398910	0	-
35	<a href="#">REMAKS</a>	REMARKS	discrete	character-3	398910	0	-
36	<a href="#">TYPE_ENT..</a>	TYPE OF ENTERPRISE	discrete	character-1	398910	0	-
37	<a href="#">MAJOR_ACT</a>	MAJOR ACTIVITY CODE	discrete	character-2	398910	0	-
38	<a href="#">SIZE_EMP1</a>	SIZE OF EMPLOYMENT CODE-	discrete	character-1	398910	0	-
39	<a href="#">SIZE_EMP2</a>	SIZE OF EMPLOYMENT CODE-	discrete	character-2	398910	0	-
40	<a href="#">FITTER</a>	FILLER	discrete	character-1	398910	0	-

**File 35 Chhattisgarh**

#	Name	Label	Type	Format	Valid	Invalid	Question
1	<a href="#">FILE_ID</a>	FILE-ID	discrete	character-6	531098	0	-
2	<a href="#">ID_NO</a>	IDENTIFICATION NO (ID NO)	discrete	character-12	531098	0	-
3	<a href="#">ST</a>	STATE CODE	discrete	character-2	531098	0	-
4	<a href="#">DT</a>	DISTRICT CODE	discrete	character-2	531098	0	-
5	<a href="#">TEH</a>	TEHSIL CODE	discrete	character-3	531098	0	-
6	<a href="#">CD_BLOCK</a>	CD BLOCK	discrete	character-2	531098	0	-
7	<a href="#">SECTOR</a>	SECTOR CODE	discrete	character-1	531098	0	-
8	<a href="#">V_C</a>	VILLAGE CODE	discrete	character-3	531098	0	-
9	<a href="#">WARD</a>	WARD CODE	discrete	character-3	531098	0	-
10	<a href="#">IV_UNIT</a>	IV UNIT	discrete	character-3	531098	0	-
11	<a href="#">UFS_BLOCK</a>	UFS BLOCK	discrete	character-2	531098	0	-
12	<a href="#">P_NO</a>	PAGE NO	discrete	character-3	531098	0	-
13	<a href="#">LINE_NO</a>	LINE NUMBER	discrete	character-5	531098	0	-
14	<a href="#">PREM_S</a>	PREMISES STATUS	discrete	character-1	531098	0	-
15	<a href="#">SRL_NO</a>	RUNNING SERIAL NUMBER	discrete	character-5	531098	0	-
16	<a href="#">NIC</a>	NIC	discrete	character-4	531098	0	-
17	<a href="#">AGRI_NON..</a>	AGRI.AND NON-AGRI.	discrete	character-1	531098	0	-
18	<a href="#">NOP</a>	NATURE OF OPERATION	discrete	character-1	531098	0	-
19	<a href="#">OWN_SHIP</a>	OWNERSHIP CODE	discrete	character-1	531098	0	-
20	<a href="#">SG</a>	SOCIAL GROUP CODE	discrete	character-1	531098	0	-
21	<a href="#">P_F_USED</a>	POWER/FUEL USED	discrete	character-1	531098	0	-
22	<a href="#">Y_OPRA</a>	YEAR OF OPERATION	discrete	character-1	531098	0	-
23	<a href="#">REGISN</a>	REGISTRATION CODE	discrete	character-2	531098	0	-
24	<a href="#">SOF</a>	SOURCE OF FINANCE	discrete	character-1	531098	0	-
25	<a href="#">T_ADULT_M</a>	TOTAL ADULT MALE	discrete	character-5	531098	0	-
26	<a href="#">T_ADULT_F</a>	TOTAL ADULT FEMALE	discrete	character-5	531098	0	-

**File 35 Chhattisgarh**

#	Name	Label	Type	Format	Valid	Invalid	Question
27	<a href="#">T_CHILD_M</a>	TOTAL CHIELD MALE	discrete	character-5	531098	0	-
28	<a href="#">T_CHILD_F</a>	TOTAL CHIELD FEMALE	discrete	character-5	531098	0	-
29	<a href="#">TOT</a>	TOTAL OF TOTAL	discrete	character-5	531098	0	-
30	<a href="#">H_ADULT_M</a>	HIRED ADULT MALE	discrete	character-5	531098	0	-
31	<a href="#">H_ADULT_F</a>	HIRED ADULT FEMALE	discrete	character-5	531098	0	-
32	<a href="#">H_CHILD_M</a>	HIRED CHIELD MALE	discrete	character-5	531098	0	-
33	<a href="#">H_CHILD_F</a>	HIRED CHIELD FEMALE	discrete	character-5	531098	0	-
34	<a href="#">T_HIRED</a>	TOTAL OF HIRED	discrete	character-5	531098	0	-
35	<a href="#">REMAKS</a>	REMARKS	discrete	character-3	531098	0	-
36	<a href="#">TYPE_ENT..</a>	TYPE OF ENTERPRISE	discrete	character-1	531098	0	-
37	<a href="#">MAJOR_ACT</a>	MAJOR ACTIVITY CODE	discrete	character-2	531098	0	-
38	<a href="#">SIZE_EMP1</a>	SIZE OF EMPLOYMENT CODE-	discrete	character-1	531098	0	-
39	<a href="#">SIZE_EMP2</a>	SIZE OF EMPLOYMENT CODE-	discrete	character-2	531098	0	-
40	<a href="#">FITTER</a>	FILLER	discrete	character-1	531098	0	-

**File 36 Uttaranchal**

#	Name	Label	Type	Format	Valid	Invalid	Question
1	<a href="#">FILE_ID</a>	FILE-ID	discrete	character-6	215498	0	-
2	<a href="#">ID_NO</a>	IDENTIFICATION NO (ID NO)	discrete	character-12	215498	0	-
3	<a href="#">ST</a>	STATE CODE	discrete	character-2	215498	0	-
4	<a href="#">DT</a>	DISTRICT CODE	discrete	character-2	215498	0	-
5	<a href="#">TEH</a>	TEHSIL CODE	discrete	character-3	215498	0	-
6	<a href="#">CD_BLOCK</a>	CD BLOCK	discrete	character-2	215498	0	-
7	<a href="#">SECTOR</a>	SECTOR CODE	discrete	character-1	215498	0	-
8	<a href="#">V_C</a>	VILLAGE CODE	discrete	character-3	215498	0	-
9	<a href="#">WARD</a>	WARD CODE	discrete	character-3	215498	0	-
10	<a href="#">IV_UNIT</a>	IV UNIT	discrete	character-3	215498	0	-
11	<a href="#">UFS_BLOCK</a>	UFS BLOCK	discrete	character-2	215498	0	-
12	<a href="#">P_NO</a>	PAGE NO	discrete	character-3	215498	0	-
13	<a href="#">LINE_NO</a>	LINE NUMBER	discrete	character-5	215498	0	-
14	<a href="#">PREM_S</a>	PREMISES STATUS	discrete	character-1	215498	0	-
15	<a href="#">SRL_NO</a>	RUNNING SERIAL NUMBER	discrete	character-5	215498	0	-
16	<a href="#">NIC</a>	NIC	discrete	character-4	215498	0	-
17	<a href="#">AGRI_NON..</a>	AGRI.AND NON-AGRI.	discrete	character-1	215498	0	-
18	<a href="#">NOP</a>	NATURE OF OPERATION	discrete	character-1	215498	0	-
19	<a href="#">OWN_SHIP</a>	OWNERSHIP CODE	discrete	character-1	215498	0	-
20	<a href="#">SG</a>	SOCIAL GROUP CODE	discrete	character-1	215498	0	-

<b>File 36 Uttaranchal</b>							
#	Name	Label	Type	Format	Valid	Invalid	Question
21	<a href="#">P_F_USED</a>	POWER/FUEL USED	discrete	character-1	215498	0	-
22	<a href="#">Y_OPRA</a>	YEAR OF OPERATION	discrete	character-1	215498	0	-
23	<a href="#">REGISN</a>	REGISTRATION CODE	discrete	character-2	215498	0	-
24	<a href="#">SOF</a>	SOURCE OF FINANCE	discrete	character-1	215498	0	-
25	<a href="#">T_ADULT_M</a>	TOTAL ADULT MALE	discrete	character-5	215498	0	-
26	<a href="#">T_ADULT_F</a>	TOTAL ADULT FEMALE	discrete	character-5	215498	0	-
27	<a href="#">T_CHILD_M</a>	TOTAL CHIELD MALE	discrete	character-5	215498	0	-
28	<a href="#">T_CHILD_F</a>	TOTAL CHIELD FEMALE	discrete	character-5	215498	0	-
29	<a href="#">TOT</a>	TOTAL OF TOTAL	discrete	character-5	215498	0	-
30	<a href="#">H_ADULT_M</a>	HIRED ADULT MALE	discrete	character-5	215498	0	-
31	<a href="#">H_ADULT_F</a>	HIRED ADULT FEMALE	discrete	character-5	215498	0	-
32	<a href="#">H_CHILD_M</a>	HIRED CHIELD MALE	discrete	character-5	215498	0	-
33	<a href="#">H_CHILD_F</a>	HIRED CHIELD FEMALE	discrete	character-5	215498	0	-
34	<a href="#">T_HIRED</a>	TOTAL OF HIRED	discrete	character-5	215498	0	-
35	<a href="#">REMAKS</a>	REMARKS	discrete	character-3	215498	0	-
36	<a href="#">TYPE_ENT..</a>	TYPE OF ENTERPRISE	discrete	character-1	215498	0	-
37	<a href="#">MAJOR_ACT</a>	MAJOR ACTIVITY CODE	discrete	character-2	215498	0	-
38	<a href="#">SIZE_EMP1</a>	SIZE OF EMPLOYMENT CODE-	discrete	character-1	215498	0	-
39	<a href="#">SIZE_EMP2</a>	SIZE OF EMPLOYMENT CODE-	discrete	character-2	215498	0	-
40	<a href="#">FITTER</a>	FILLER	discrete	character-1	215498	0	-



# Variables Description

Dataset contains 1400 variable(s)

## File : 02 Andhra Pradesh

### # FILE\_ID: FILE-ID

**Information** [Type= discrete] [Format=character] [Missing=\*]

**Statistics [NW/ W]** [Valid=2902542 /-] [Invalid=0 /-]

Value	Label	Cases	Percentage
EC98AD		2902542	100.0%

*Warning: these figures indicate the number of cases found in the data file. They cannot be interpreted as summary statistics of the population of interest.*

### # ID\_NO: IDENTIFICATION NO (ID NO)

**Information** [Type= discrete] [Format=character] [Missing=\*]

**Statistics [NW/ W]** [Valid=2902542 /-] [Invalid=0 /-]

### # ST: STATE

**Information** [Type= discrete] [Format=character] [Missing=\*]

**Statistics [NW/ W]** [Valid=2902542 /-] [Invalid=0 /-]

Value	Label	Cases	Percentage
02	Andhra Pradesh	2902539	100.0%
2		3	0.0%

*Warning: these figures indicate the number of cases found in the data file. They cannot be interpreted as summary statistics of the population of interest.*

### # DT: DISTRICT

**Information** [Type= discrete] [Format=character] [Missing=\*]

**Statistics [NW/ W]** [Valid=2902542 /-] [Invalid=0 /-]

Value	Label	Cases	Percentage
01	SRIKAKVLAM	88863	3.1%
02	VIJAYANAGARAM	139630	4.8%
03	VISAKHAPATANAM	138137	4.8%
04	EAST GODAVARI	200741	6.9%
05	WEST GODAVARI	154314	5.3%
06	KRISHNA	190793	6.6%
07	GUNTURE	206933	7.1%
08	PRAKASAM	127595	4.4%
09	NELLORE	153938	5.3%
10	CHITTOOR	250679	8.6%
11	CUDDAPAH	90325	3.1%
12	ANANTHAPUR	153663	5.3%
13	KOORNOOL	109430	3.8%
14	MAHABOB NAGAR	105670	3.6%
15	RANGA REDDY	76020	2.6%
16	HYDERABAD	122401	4.2%
17	MEDAK	75886	2.6%
18	NIZAMABAD	81709	2.8%
19	ADILABAD	29016	1.0%
20	KARIM NAGAR	109758	3.8%
21	WRANGAL	114646	3.9%
22	KHAMMAM	84959	2.9%
23	NALGONDA	97436	3.4%

## File : 02 Andhra Pradesh

### # DT: DISTRICT

*Warning: these figures indicate the number of cases found in the data file. They cannot be interpreted as summary statistics of the population of interest.*

### # TEH: TEHSIL

**Information** [Type= discrete] [Format=character] [Missing=\*]

**Statistics [NW/ W]** [Valid=2902519 /-] [Invalid=0 /-]

Value	Label	Cases	Percentage
0		735775	25.3%
00		1	0.0%
000		15222	0.5%
001		32568	1.1%
002		28257	1.0%
003		31782	1.1%
004		36207	1.2%
005		39920	1.4%
006		38794	1.3%
007		41894	1.4%
008		45206	1.6%
009		43675	1.5%
010		34158	1.2%
011		34072	1.2%
012		43187	1.5%
013		34080	1.2%
014		40096	1.4%
015		43703	1.5%
016		41042	1.4%
017		39962	1.4%
018		42986	1.5%
019		41709	1.4%
020		39225	1.4%
021		43020	1.5%
022		32587	1.1%
023		42612	1.5%
024		41171	1.4%
025		83238	2.9%
026		40871	1.4%
027		43355	1.5%
028		37542	1.3%
029		38756	1.3%
030		42807	1.5%
031		40434	1.4%
032		32643	1.1%
033		45712	1.6%
034		48475	1.7%
035		45472	1.6%
036		42686	1.5%

## File : 02 Andhra Pradesh

### # TEH: TEHSIL

Value	Label	Cases	Percentage
037		46923	1.6%
038		34092	1.2%
039		38104	1.3%
040		28564	1.0%
041		31786	1.1%
042		31410	1.1%
043		35494	1.2%
044		33450	1.2%
045		33266	1.1%
046		27387	0.9%
047		19244	0.7%
048		25479	0.9%
049		31010	1.1%
050		28769	1.0%
051		23795	0.8%
052		22099	0.8%
053		22058	0.8%
054		20017	0.7%
055		18632	0.6%
056		18182	0.6%
057		17429	0.6%
058		12560	0.4%
059		14178	0.5%
060		6543	0.2%
061		5272	0.2%
062		5901	0.2%
063		5308	0.2%
064		3145	0.1%
065		1317	0.0%
066		3748	0.1%
067		2662	0.1%
077		377	0.0%
081		5429	0.2%
082		3523	0.1%
083		3642	0.1%
084		9808	0.3%
085		6344	0.2%
086		1	0.0%
089		666	0.0%
09		1	0.0%
095		1	0.0%
iii		1	0.0%

Warning: these figures indicate the number of cases found in the data file. They cannot be interpreted as summary statistics of the population of interest.

## File : 02 Andhra Pradesh

### # CD\_BLOCK: CD BLOCK

**Information** [Type= discrete] [Format=character] [Missing=\*]

**Statistics [NW/ W]** [Valid=2902193 /-] [Invalid=0 /-]

Value	Label	Cases	Percentage
0		4	0.0%
00		2902186	100.0%
01		1	0.0%
b0		1	0.0%
ii		1	0.0%

*Warning: these figures indicate the number of cases found in the data file. They cannot be interpreted as summary statistics of the population of interest.*

### # SECTOR: Sector

**Information** [Type= discrete] [Format=character] [Missing=\*]

**Statistics [NW/ W]** [Valid=2902542 /-] [Invalid=0 /-]

Value	Label	Cases	Percentage
1	Rural	2007386	69.2%
2	Urban	895156	30.8%

*Warning: these figures indicate the number of cases found in the data file. They cannot be interpreted as summary statistics of the population of interest.*

### # V\_C: VILLAGE CODE

**Information** [Type= discrete] [Format=character] [Missing=\*]

**Statistics [NW/ W]** [Valid=2902542 /-] [Invalid=0 /-]

Value	Label	Cases	Percentage
001		108118	3.7%
002		110501	3.8%
003		108246	3.7%
004		107218	3.7%
005		105904	3.6%
006		113470	3.9%
007		101754	3.5%
008		102138	3.5%
009		103333	3.6%
010		94620	3.3%
011		86783	3.0%
012		90856	3.1%
013		77518	2.7%
014		102110	3.5%
015		80643	2.8%
016		60621	2.1%
017		115380	4.0%
018		136530	4.7%
019		51158	1.8%
020		43365	1.5%
021		32293	1.1%
022		28072	1.0%

## File : 02 Andhra Pradesh

### # V\_C: VILLAGE CODE

Value	Label	Cases	Percentage
023		24086	0.8%
024		40485	1.4%
025		23183	0.8%
026		20745	0.7%
027		33491	1.2%
028		33113	1.1%
029		15667	0.5%
030		10035	0.3%
031		11326	0.4%
032		8542	0.3%
033		6798	0.2%
034		11711	0.4%
035		10264	0.4%
036		27230	0.9%
037		25148	0.9%
038		12378	0.4%
039		4415	0.2%
040		3996	0.1%
041		3068	0.1%
042		3747	0.1%
043		3339	0.1%
044		6004	0.2%
045		40916	1.4%
046		8078	0.3%
047		4624	0.2%
048		38098	1.3%
049		4111	0.1%
050		826	0.0%
051		1457	0.1%
052		8369	0.3%
053		1182	0.0%
054		15893	0.5%
055		9278	0.3%
056		1989	0.1%
057		1170	0.0%
058		16995	0.6%
059		5338	0.2%
060		928	0.0%
061		820	0.0%
062		409	0.0%
063		368	0.0%
064		8164	0.3%
065		32948	1.1%

## File : 02 Andhra Pradesh

### # V\_C: VILLAGE CODE

Value	Label	Cases	Percentage
066		12938	0.4%
067		14669	0.5%
068		5083	0.2%
069		757	0.0%
070		370	0.0%
071		741	0.0%
072		361	0.0%
073		2472	0.1%
074		13931	0.5%
075		2861	0.1%
076		3279	0.1%
077		14395	0.5%
078		23208	0.8%
079		8948	0.3%
080		281	0.0%
081		323	0.0%
082		183	0.0%
083		2501	0.1%
084		3994	0.1%
085		3925	0.1%
086		20002	0.7%
087		14074	0.5%
088		12177	0.4%
089		5494	0.2%
090		91	0.0%
091		276	0.0%
092		187	0.0%
093		94	0.0%
094		7365	0.3%
095		41241	1.4%
096		225	0.0%
097		13623	0.5%
098		6439	0.2%
099		1125	0.0%
100		173	0.0%
101		550	0.0%
102		80	0.0%
103		47	0.0%
104		1590	0.1%
105		2807	0.1%
106		184	0.0%
107		8965	0.3%
108		26459	0.9%

## File : 02 Andhra Pradesh

### # V\_C: VILLAGE CODE

Value	Label	Cases	Percentage
109		1135	0.0%
110		56	0.0%
111		67	0.0%
112		39	0.0%
113		156	0.0%
114		8176	0.3%
115		1823	0.1%
116		11029	0.4%
117		7024	0.2%
118		2201	0.1%
119		46	0.0%
120		56	0.0%
121		71	0.0%
122		33	0.0%
123		130	0.0%
124		2395	0.1%
125		1357	0.0%
126		9813	0.3%
127		3070	0.1%
128		4004	0.1%
129		60	0.0%
130		30	0.0%
131		9	0.0%
132		17	0.0%
133		18	0.0%
134		2772	0.1%
135		8803	0.3%
136		573	0.0%
137		1723	0.1%
138		660	0.0%
139		196	0.0%
140		8	0.0%
141		11	0.0%
142		56	0.0%
143		108	0.0%
144		1124	0.0%
145		7	0.0%
146		17	0.0%
147		6068	0.2%
148		3303	0.1%
149		6	0.0%
150		7	0.0%
151		20	0.0%



## File : 02 Andhra Pradesh

### # V\_C: VILLAGE CODE

Value	Label	Cases	Percentage
152		3	0.0%
153		38	0.0%
154		879	0.0%
155		628	0.0%
156		4	0.0%
157		34978	1.2%
158		5	0.0%
159		22	0.0%
160		9	0.0%
161		2	0.0%
162		5	0.0%
163		73	0.0%
164		10	0.0%
165		1575	0.1%
166		1645	0.1%
167		2	0.0%
169		13	0.0%
170		6	0.0%
171		1	0.0%
172		8	0.0%
173		6	0.0%
174		2	0.0%
175		5	0.0%
176		457	0.0%
177		1280	0.0%
178		10	0.0%
179		1	0.0%
180		2	0.0%
181		2	0.0%
182		11	0.0%
183		15	0.0%
184		3	0.0%
185		4	0.0%
186		37	0.0%
187		340	0.0%
188		24	0.0%
189		1	0.0%
190		2	0.0%
191		3	0.0%
192		5	0.0%
193		18	0.0%
194		1	0.0%
195		5	0.0%

## File : 02 Andhra Pradesh

### # V\_C: VILLAGE CODE

Value	Label	Cases	Percentage
196		1	0.0%
197		1704	0.1%
198		2	0.0%
199		4	0.0%
200		52	0.0%
201		2	0.0%
202		25	0.0%
203		11	0.0%
204		6	0.0%
205		13	0.0%
206		3	0.0%
208		15	0.0%
209		67	0.0%
210		12	0.0%
211		23	0.0%
212		24	0.0%
213		10	0.0%
214		1	0.0%
215		32	0.0%
216		10	0.0%
217		25	0.0%
218		22	0.0%
219		11	0.0%
220		10	0.0%
221		3	0.0%
222		15	0.0%
224		15	0.0%
225		5	0.0%
227		5	0.0%
228		2	0.0%
229		30	0.0%
230		9	0.0%
231		5	0.0%
233		2	0.0%
234		2	0.0%
235		16	0.0%
237		3	0.0%
238		2	0.0%
239		2	0.0%
240		5	0.0%
243		1	0.0%
245		1	0.0%
246		1	0.0%

## File : 02 Andhra Pradesh

### # V\_C: VILLAGE CODE

Value	Label	Cases	Percentage
248		5	0.0%
253		1	0.0%
257		1	0.0%
258		1	0.0%
262		3	0.0%
265		2	0.0%
266		1	0.0%
268		1	0.0%
270		1	0.0%
272		5	0.0%
274		4	0.0%
279		9	0.0%
280		1	0.0%
285		1	0.0%
290		1	0.0%
292		2	0.0%
293		2	0.0%
295		1	0.0%
297		2	0.0%
300		2	0.0%
308		9	0.0%
314		3	0.0%
317		1	0.0%
319		1	0.0%
321		3	0.0%
325		2	0.0%

*Warning: these figures indicate the number of cases found in the data file. They cannot be interpreted as summary statistics of the population of interest.*

### # WARD: WARD CODE

**Information** [Type= discrete] [Format=character] [Missing=\*]

**Statistics [NW/ W]** [Valid=2902542 /-] [Invalid=0 /-]

Value	Label	Cases	Percentage
'01		1	0.0%
+01		2	0.0%
+03		8	0.0%
.01		390	0.0%
.02		6	0.0%
.03		34	0.0%
.04		6	0.0%
.05		4	0.0%
.08		1	0.0%
.12		8	0.0%
.17		35	0.0%
.22		21	0.0%

## File : 02 Andhra Pradesh

### # WARD: WARD CODE

Value	Label	Cases	Percentage
001		1622676	55.9%
002		226661	7.8%
003		130381	4.5%
004		99357	3.4%
005		101413	3.5%
006		67906	2.3%
007		63584	2.2%
008		56195	1.9%
009		41860	1.4%
01		295	0.0%
010		40017	1.4%
011		36617	1.3%
012		31993	1.1%
013		29043	1.0%
014		26138	0.9%
015		28290	1.0%
016		31369	1.1%
017		22122	0.8%
018		24274	0.8%
019		23323	0.8%
02		3	0.0%
020		20116	0.7%
021		19030	0.7%
022		18155	0.6%
023		17461	0.6%
024		15157	0.5%
025		10697	0.4%
026		12262	0.4%
027		11276	0.4%
028		9545	0.3%
029		5809	0.2%
030		7187	0.2%
031		6535	0.2%
032		5853	0.2%
033		3794	0.1%
034		2769	0.1%
035		2643	0.1%
036		2568	0.1%
037		2734	0.1%
038		1812	0.1%
039		1362	0.0%
040		3252	0.1%
041		2301	0.1%

## File : 02 Andhra Pradesh

### # WARD: WARD CODE

Value	Label	Cases	Percentage
042		1833	0.1%
043		1714	0.1%
044		2969	0.1%
045		703	0.0%
046		1477	0.1%
047		511	0.0%
048		376	0.0%
049		443	0.0%
05		11	0.0%
050		608	0.0%
051		1259	0.0%
052		166	0.0%
053		73	0.0%
054		46	0.0%
055		89	0.0%
056		150	0.0%
057		157	0.0%
058		224	0.0%
059		143	0.0%
060		149	0.0%
061		157	0.0%
062		74	0.0%
063		65	0.0%
064		340	0.0%
065		86	0.0%
066		87	0.0%
067		77	0.0%
068		438	0.0%
069		254	0.0%
07		4	0.0%
070		16	0.0%
071		2	0.0%
072		6	0.0%
073		19	0.0%
074		34	0.0%
075		27	0.0%
076		10	0.0%
078		13	0.0%
080		30	0.0%
081		19	0.0%
084		1	0.0%
085		2	0.0%
101		234	0.0%

## File : 02 Andhra Pradesh

### # WARD: WARD CODE

Value	Label	Cases	Percentage
102		47	0.0%
103		24	0.0%
104		23	0.0%
105		19	0.0%
112		18	0.0%
113		5	0.0%
201		228	0.0%
207		42	0.0%
208		229	0.0%
216		25	0.0%
217		33	0.0%
218		9	0.0%
301		118	0.0%
302		13	0.0%
305		2	0.0%
309		53	0.0%
401		10	0.0%
402		23	0.0%
501		17	0.0%
502		4	0.0%
601		26	0.0%
605		7	0.0%
701		30	0.0%
801		5	0.0%
802		52	0.0%
804		1	0.0%
901		13	0.0%
921		3	0.0%
\01		1	0.0%
b01		1	0.0%
c01		7	0.0%
i01		7	0.0%

*Warning: these figures indicate the number of cases found in the data file. They cannot be interpreted as summary statistics of the population of interest.*

### # IV\_UNIT: IV UNIT

<b>Information</b>	[Type= discrete] [Format=character] [Missing=*]		
<b>Statistics [NW/ W]</b>	[Valid=2900521 /-] [Invalid=0 /-]		
Value	Label	Cases	Percentage
-0		1	0.0%
0		2005357	69.1%
001		15397	0.5%
002		3092	0.1%
003		3063	0.1%
004		2668	0.1%

## File : 02 Andhra Pradesh

### # IV\_UNIT: IV UNIT

Value	Label	Cases	Percentage
005		4742	0.2%
006		4972	0.2%
007		1772	0.1%
008		979	0.0%
009		2796	0.1%
010		4739	0.2%
011		855	0.0%
012		919	0.0%
014		10	0.0%
015		24	0.0%
017		156	0.0%
018		92	0.0%
020		387	0.0%
023		694	0.0%
024		600	0.0%
028		512	0.0%
029		60	0.0%
031		144	0.0%
032		153	0.0%
033		103	0.0%
045		132	0.0%
048		71	0.0%
053		499	0.0%
068		436	0.0%
079		66	0.0%
081		2	0.0%
083		137	0.0%
084		503	0.0%
094		1687	0.1%
096		210	0.0%
1		230683	8.0%
10		11073	0.4%
100		530	0.0%
101		367	0.0%
102		990	0.0%
103		344	0.0%
104		251	0.0%
105		505	0.0%
106		1018	0.0%
107		786	0.0%
108		297	0.0%
109		241	0.0%
11		12487	0.4%

## File : 02 Andhra Pradesh

### # IV\_UNIT: IV UNIT

Value	Label	Cases	Percentage
110		583	0.0%
111		984	0.0%
112		522	0.0%
113		624	0.0%
114		155	0.0%
115		275	0.0%
116		177	0.0%
117		426	0.0%
118		413	0.0%
119		369	0.0%
12		8707	0.3%
120		750	0.0%
121		440	0.0%
122		484	0.0%
123		465	0.0%
124		745	0.0%
125		1044	0.0%
126		1015	0.0%
127		986	0.0%
128		2649	0.1%
129		1141	0.0%
13		9815	0.3%
130		528	0.0%
131		364	0.0%
132		699	0.0%
133		302	0.0%
134		330	0.0%
135		251	0.0%
136		582	0.0%
137		326	0.0%
138		559	0.0%
139		427	0.0%
14		6826	0.2%
140		441	0.0%
141		466	0.0%
142		816	0.0%
143		441	0.0%
144		333	0.0%
145		631	0.0%
146		922	0.0%
147		149	0.0%
148		519	0.0%
149		645	0.0%



## File : 02 Andhra Pradesh

### # IV\_UNIT: IV UNIT

Value	Label	Cases	Percentage
15		6816	0.2%
150		623	0.0%
151		629	0.0%
152		806	0.0%
153		826	0.0%
154		636	0.0%
155		1908	0.1%
156		889	0.0%
157		59	0.0%
158		1066	0.0%
159		510	0.0%
16		8471	0.3%
160		459	0.0%
161		439	0.0%
162		691	0.0%
163		607	0.0%
164		1008	0.0%
165		618	0.0%
166		222	0.0%
167		515	0.0%
168		666	0.0%
169		1183	0.0%
17		7840	0.3%
170		595	0.0%
171		696	0.0%
172		562	0.0%
173		1776	0.1%
174		1524	0.1%
175		1928	0.1%
176		886	0.0%
177		927	0.0%
178		896	0.0%
179		2070	0.1%
18		6155	0.2%
180		2926	0.1%
181		1703	0.1%
182		601	0.0%
183		605	0.0%
184		540	0.0%
185		360	0.0%
186		642	0.0%
187		275	0.0%
188		495	0.0%

## File : 02 Andhra Pradesh

### # IV\_UNIT: IV UNIT

Value	Label	Cases	Percentage
189		514	0.0%
19		7823	0.3%
190		589	0.0%
191		370	0.0%
192		684	0.0%
193		426	0.0%
194		312	0.0%
195		123	0.0%
2		130227	4.5%
20		2446	0.1%
21		4031	0.1%
22		4957	0.2%
23		4678	0.2%
24		3538	0.1%
25		4729	0.2%
26		2399	0.1%
27		3435	0.1%
28		1538	0.1%
29		3153	0.1%
3		64939	2.2%
30		2094	0.1%
31		4256	0.1%
32		1545	0.1%
33		5492	0.2%
34		1678	0.1%
35		1842	0.1%
36		1702	0.1%
37		1927	0.1%
38		202	0.0%
39		711	0.0%
4		42902	1.5%
40		1454	0.1%
41		2771	0.1%
42		1498	0.1%
43		1609	0.1%
44		914	0.0%
45		546	0.0%
46		1784	0.1%
47		1034	0.0%
48		860	0.0%
49		1733	0.1%
5		28030	1.0%
50		585	0.0%

## File : 02 Andhra Pradesh

### # IV\_UNIT: IV UNIT

Value	Label	Cases	Percentage
51		341	0.0%
52		646	0.0%
54		257	0.0%
55		514	0.0%
56		529	0.0%
57		710	0.0%
58		433	0.0%
59		272	0.0%
6		31805	1.1%
60		352	0.0%
61		745	0.0%
62		886	0.0%
63		295	0.0%
64		328	0.0%
65		767	0.0%
66		897	0.0%
67		621	0.0%
69		653	0.0%
7		29743	1.0%
70		368	0.0%
71		482	0.0%
72		509	0.0%
73		269	0.0%
74		558	0.0%
75		514	0.0%
76		510	0.0%
77		511	0.0%
78		1124	0.0%
79		659	0.0%
8		21677	0.7%
80		493	0.0%
81		275	0.0%
82		641	0.0%
83		383	0.0%
85		423	0.0%
86		355	0.0%
87		411	0.0%
88		296	0.0%
89		518	0.0%
9		14560	0.5%
90		1059	0.0%
91		503	0.0%
92		486	0.0%

## File : 02 Andhra Pradesh

### # IV\_UNIT: IV UNIT

Value	Label	Cases	Percentage
93		442	0.0%
95		1511	0.1%
97		624	0.0%
98		369	0.0%
99		540	0.0%

Warning: these figures indicate the number of cases found in the data file. They cannot be interpreted as summary statistics of the population of interest.

### # UFS\_BLOCK: UFS BLOCK

**Information** [Type= discrete] [Format=character] [Missing=\*]

**Statistics [NW/ W]** [Valid=2901014 /-] [Invalid=0 /-]

Value	Label	Cases	Percentage
0		2005316	69.1%
01		3526	0.1%
02		2523	0.1%
03		2622	0.1%
04		2269	0.1%
05		2585	0.1%
06		2455	0.1%
07		2537	0.1%
08		2915	0.1%
09		2673	0.1%
1		47794	1.6%
10		41237	1.4%
11		36442	1.3%
12		40455	1.4%
13		35889	1.2%
14		34520	1.2%
15		34056	1.2%
16		30999	1.1%
17		30928	1.1%
18		27139	0.9%
19		25269	0.9%
2		34538	1.2%
20		22695	0.8%
21		19677	0.7%
22		20978	0.7%
23		17172	0.6%
24		13734	0.5%
25		12713	0.4%
26		11047	0.4%
27		9306	0.3%
28		7569	0.3%
29		6113	0.2%
3		37246	1.3%

## File : 02 Andhra Pradesh

### # UFS\_BLOCK: UFS BLOCK

Value	Label	Cases	Percentage
30		6871	0.2%
31		3397	0.1%
32		2473	0.1%
33		2205	0.1%
34		1391	0.0%
35		1305	0.0%
36		444	0.0%
37		217	0.0%
38		142	0.0%
39		108	0.0%
4		38175	1.3%
40		176	0.0%
41		117	0.0%
42		96	0.0%
43		48	0.0%
5		39026	1.3%
57		1	0.0%
6		41935	1.4%
7		55081	1.9%
8		39718	1.4%
9		41151	1.4%

Warning: these figures indicate the number of cases found in the data file. They cannot be interpreted as summary statistics of the population of interest.

### # P\_NO: PAGE NO

**Information** [Type= discrete] [Format=character] [Missing=\*]

**Statistics [NW/ W]** [Valid=2902463 /-] [Invalid=0 /-]

Value	Label	Cases	Percentage
***		3	0.0%
0		75206	2.6%
1		390758	13.5%
10		79737	2.7%
100		1331	0.0%
101		1312	0.0%
102		1279	0.0%
103		1241	0.0%
104		1231	0.0%
105		1216	0.0%
106		1153	0.0%
107		1146	0.0%
108		1132	0.0%
109		1137	0.0%
11		70213	2.4%
110		1091	0.0%
111		1054	0.0%

## File : 02 Andhra Pradesh

# P\_NO: PAGE NO

Value	Label	Cases	Percentage
112		1059	0.0%
113		1027	0.0%
114		1021	0.0%
115		991	0.0%
116		953	0.0%
117		947	0.0%
118		906	0.0%
119		901	0.0%
12		62950	2.2%
120		851	0.0%
121		876	0.0%
122		835	0.0%
123		821	0.0%
124		799	0.0%
125		2213	0.1%
126		792	0.0%
127		780	0.0%
128		761	0.0%
129		776	0.0%
13		57047	2.0%
130		759	0.0%
131		715	0.0%
132		709	0.0%
133		688	0.0%
134		677	0.0%
135		685	0.0%
136		656	0.0%
137		621	0.0%
138		608	0.0%
139		612	0.0%
14		51411	1.8%
140		596	0.0%
141		615	0.0%
142		579	0.0%
143		599	0.0%
144		599	0.0%
145		575	0.0%
146		577	0.0%
147		577	0.0%
148		563	0.0%
149		554	0.0%
15		49226	1.7%
150		546	0.0%





## File : 02 Andhra Pradesh

# P\_NO: PAGE NO

Value	Label	Cases	Percentage
151		560	0.0%
152		523	0.0%
153		524	0.0%
154		529	0.0%
155		525	0.0%
156		524	0.0%
157		489	0.0%
158		501	0.0%
159		467	0.0%
16		42700	1.5%
160		471	0.0%
161		483	0.0%
162		483	0.0%
163		474	0.0%
164		456	0.0%
165		16336	0.6%
166		422	0.0%
167		422	0.0%
168		402	0.0%
169		400	0.0%
17		39101	1.3%
170		389	0.0%
171		374	0.0%
172		380	0.0%
173		359	0.0%
174		343	0.0%
175		363	0.0%
176		347	0.0%
177		343	0.0%
178		332	0.0%
179		332	0.0%
18		35495	1.2%
180		318	0.0%
181		330	0.0%
182		332	0.0%
183		326	0.0%
184		325	0.0%
185		347	0.0%
186		334	0.0%
187		318	0.0%
188		323	0.0%
189		337	0.0%
19		32748	1.1%

## File : 02 Andhra Pradesh

# P\_NO: PAGE NO

Value	Label	Cases	Percentage
190		311	0.0%
191		298	0.0%
192		302	0.0%
193		334	0.0%
194		317	0.0%
195		308	0.0%
196		297	0.0%
197		294	0.0%
198		282	0.0%
199		273	0.0%
2		264627	 9.1%
20		30091	 1.0%
200		334	0.0%
201		275	0.0%
202		269	0.0%
203		258	0.0%
204		260	0.0%
205		276	0.0%
206		250	0.0%
207		251	0.0%
208		249	0.0%
209		240	0.0%
21		27972	 1.0%
210		251	0.0%
211		246	0.0%
212		489	0.0%
213		262	0.0%
214		242	0.0%
215		248	0.0%
216		233	0.0%
217		241	0.0%
218		255	0.0%
219		242	0.0%
22		25735	 0.9%
220		212	0.0%
221		244	0.0%
222		238	0.0%
223		230	0.0%
224		225	0.0%
225		235	0.0%
226		224	0.0%
227		205	0.0%
228		200	0.0%



## File : 02 Andhra Pradesh

# P\_NO: PAGE NO

Value	Label	Cases	Percentage
229		195	0.0%
23		24016	0.8%
230		183	0.0%
231		197	0.0%
232		181	0.0%
233		171	0.0%
234		161	0.0%
235		167	0.0%
236		160	0.0%
237		154	0.0%
238		144	0.0%
239		157	0.0%
24		22546	0.8%
240		146	0.0%
241		139	0.0%
242		138	0.0%
243		146	0.0%
244		134	0.0%
245		157	0.0%
246		143	0.0%
247		137	0.0%
248		129	0.0%
249		140	0.0%
25		20841	0.7%
250		136	0.0%
251		132	0.0%
252		127	0.0%
253		121	0.0%
254		130	0.0%
255		125	0.0%
256		104	0.0%
257		120	0.0%
258		120	0.0%
259		115	0.0%
26		19615	0.7%
260		120	0.0%
261		121	0.0%
262		112	0.0%
263		114	0.0%
264		106	0.0%
265		108	0.0%
266		119	0.0%
267		105	0.0%

## File : 02 Andhra Pradesh

# P\_NO: PAGE NO

Value	Label	Cases	Percentage
268		105	0.0%
269		105	0.0%
27		18144	0.6%
270		105	0.0%
271		100	0.0%
272		96	0.0%
273		108	0.0%
274		89	0.0%
275		100	0.0%
276		94	0.0%
277		90	0.0%
278		85	0.0%
279		85	0.0%
28		17001	0.6%
280		73	0.0%
281		79	0.0%
282		76	0.0%
283		69	0.0%
284		63	0.0%
285		73	0.0%
286		71	0.0%
287		70	0.0%
288		63	0.0%
289		63	0.0%
29		15973	0.6%
290		56	0.0%
291		62	0.0%
292		54	0.0%
293		59	0.0%
294		60	0.0%
295		58	0.0%
296		49	0.0%
297		51	0.0%
298		54	0.0%
299		55	0.0%
3		215365	7.4%
30		17403	0.6%
300		50	0.0%
301		48	0.0%
302		44	0.0%
303		46	0.0%
304		38	0.0%
305		42	0.0%

## File : 02 Andhra Pradesh

# P\_NO: PAGE NO

Value	Label	Cases	Percentage
306		49	0.0%
307		48	0.0%
308		44	0.0%
309		48	0.0%
31		14243	0.5%
310		48	0.0%
311		45	0.0%
312		43	0.0%
313		47	0.0%
314		47	0.0%
315		49	0.0%
316		44	0.0%
317		39	0.0%
318		45	0.0%
319		53	0.0%
32		13444	0.5%
320		49	0.0%
321		48	0.0%
322		52	0.0%
323		43	0.0%
324		48	0.0%
325		48	0.0%
326		48	0.0%
327		49	0.0%
328		46	0.0%
329		47	0.0%
33		12685	0.4%
330		50	0.0%
331		52	0.0%
332		47	0.0%
333		48	0.0%
334		55	0.0%
335		50	0.0%
336		51	0.0%
337		54	0.0%
338		54	0.0%
339		54	0.0%
34		11972	0.4%
340		54	0.0%
341		58	0.0%
342		49	0.0%
343		54	0.0%
344		59	0.0%

## File : 02 Andhra Pradesh

# P\_NO: PAGE NO

Value	Label	Cases	Percentage
345		47	0.0%
346		48	0.0%
347		54	0.0%
348		46	0.0%
349		47	0.0%
35		11559	0.4%
350		41	0.0%
351		50	0.0%
352		41	0.0%
353		41	0.0%
354		43	0.0%
355		53	0.0%
356		53	0.0%
357		38	0.0%
358		44	0.0%
359		28	0.0%
36		10932	0.4%
360		30	0.0%
361		29	0.0%
362		30	0.0%
363		28	0.0%
364		22	0.0%
365		23	0.0%
366		26	0.0%
367		24	0.0%
368		18	0.0%
369		30	0.0%
37		10324	0.4%
370		29	0.0%
371		29	0.0%
372		17	0.0%
373		24	0.0%
374		19	0.0%
375		30	0.0%
376		23	0.0%
377		24	0.0%
378		24	0.0%
379		30	0.0%
38		9769	0.3%
380		29	0.0%
381		30	0.0%
382		28	0.0%
383		29	0.0%

## File : 02 Andhra Pradesh

# P\_NO: PAGE NO

Value	Label	Cases	Percentage
384		25	0.0%
385		24	0.0%
386		24	0.0%
387		30	0.0%
388		36	0.0%
389		34	0.0%
39		9336	0.3%
390		37	0.0%
391		27	0.0%
392		24	0.0%
393		27	0.0%
394		18	0.0%
395		20	0.0%
396		15	0.0%
397		24	0.0%
398		17	0.0%
399		31	0.0%
4		180001	6.2%
40		8930	0.3%
400		30	0.0%
401		33	0.0%
402		31	0.0%
403		29	0.0%
404		28	0.0%
405		25	0.0%
406		23	0.0%
407		42	0.0%
408		18	0.0%
409		27	0.0%
41		8634	0.3%
410		28	0.0%
411		29	0.0%
412		18	0.0%
413		24	0.0%
414		24	0.0%
415		23	0.0%
416		24	0.0%
417		21	0.0%
418		24	0.0%
419		24	0.0%
42		8430	0.3%
420		22	0.0%
421		24	0.0%

## File : 02 Andhra Pradesh

# P\_NO: PAGE NO

Value	Label	Cases	Percentage
422		23	0.0%
423		23	0.0%
424		24	0.0%
425		23	0.0%
426		25	0.0%
427		25	0.0%
428		21	0.0%
429		24	0.0%
43		7798	0.3%
430		24	0.0%
431		24	0.0%
432		24	0.0%
433		24	0.0%
434		20	0.0%
435		24	0.0%
436		24	0.0%
437		24	0.0%
438		24	0.0%
439		22	0.0%
44		7248	0.2%
440		19	0.0%
441		24	0.0%
442		22	0.0%
443		29	0.0%
444		23	0.0%
445		22	0.0%
446		24	0.0%
447		24	0.0%
448		25	0.0%
449		25	0.0%
45		7185	0.2%
450		22	0.0%
451		18	0.0%
452		18	0.0%
453		18	0.0%
454		18	0.0%
455		18	0.0%
456		18	0.0%
457		17	0.0%
458		18	0.0%
459		13	0.0%
46		6704	0.2%
460		17	0.0%

## File : 02 Andhra Pradesh

# P\_NO: PAGE NO

Value	Label	Cases	Percentage
461		18	0.0%
462		13	0.0%
463		19	0.0%
464		12	0.0%
465		12	0.0%
466		18	0.0%
467		19	0.0%
468		18	0.0%
469		18	0.0%
47		6520	0.2%
470		18	0.0%
471		18	0.0%
472		17	0.0%
473		18	0.0%
474		18	0.0%
475		24	0.0%
476		16	0.0%
477		17	0.0%
478		18	0.0%
479		15	0.0%
48		6293	0.2%
480		18	0.0%
481		18	0.0%
482		18	0.0%
483		18	0.0%
484		18	0.0%
485		11	0.0%
486		18	0.0%
487		18	0.0%
488		17	0.0%
489		18	0.0%
49		6057	0.2%
490		15	0.0%
491		16	0.0%
492		14	0.0%
493		18	0.0%
494		18	0.0%
495		18	0.0%
496		24	0.0%
497		14	0.0%
498		18	0.0%
499		17	0.0%
5		153604	5.3%

## File : 02 Andhra Pradesh

# P\_NO: PAGE NO

Value	Label	Cases	Percentage
50		5884	0.2%
500		10	0.0%
501		18	0.0%
502		18	0.0%
503		18	0.0%
504		18	0.0%
505		18	0.0%
506		16	0.0%
507		18	0.0%
508		18	0.0%
509		18	0.0%
51		5648	0.2%
510		18	0.0%
511		18	0.0%
512		9	0.0%
513		12	0.0%
514		18	0.0%
515		18	0.0%
516		17	0.0%
517		17	0.0%
518		15	0.0%
519		12	0.0%
52		5340	0.2%
520		15	0.0%
521		12	0.0%
522		12	0.0%
523		11	0.0%
524		12	0.0%
525		12	0.0%
526		12	0.0%
527		12	0.0%
528		11	0.0%
529		11	0.0%
53		5133	0.2%
530		11	0.0%
531		12	0.0%
532		12	0.0%
533		12	0.0%
534		12	0.0%
535		12	0.0%
536		12	0.0%
537		12	0.0%
538		11	0.0%



## File : 02 Andhra Pradesh

# P\_NO: PAGE NO

Value	Label	Cases	Percentage
539		9	0.0%
54		4891	0.2%
540		12	0.0%
541		11	0.0%
542		12	0.0%
543		12	0.0%
544		12	0.0%
545		12	0.0%
546		8	0.0%
547		6	0.0%
548		6	0.0%
549		6	0.0%
55		4861	0.2%
550		5	0.0%
551		6	0.0%
552		6	0.0%
553		6	0.0%
554		6	0.0%
555		6	0.0%
556		6	0.0%
557		6	0.0%
558		6	0.0%
559		6	0.0%
56		4553	0.2%
560		5	0.0%
561		4	0.0%
562		6	0.0%
563		6	0.0%
564		6	0.0%
565		6	0.0%
566		6	0.0%
567		6	0.0%
568		6	0.0%
569		6	0.0%
57		4476	0.2%
570		6	0.0%
571		4	0.0%
572		5	0.0%
573		6	0.0%
574		6	0.0%
575		6	0.0%
576		6	0.0%
577		6	0.0%

## File : 02 Andhra Pradesh

# P\_NO: PAGE NO

Value	Label	Cases	Percentage
578		6	0.0%
579		6	0.0%
58		4292	0.1%
580		5	0.0%
581		6	0.0%
582		6	0.0%
583		6	0.0%
584		6	0.0%
585		6	0.0%
586		6	0.0%
587		6	0.0%
588		6	0.0%
589		6	0.0%
59		4222	0.1%
590		6	0.0%
591		6	0.0%
592		5	0.0%
593		6	0.0%
594		6	0.0%
595		5	0.0%
596		6	0.0%
597		6	0.0%
598		6	0.0%
599		6	0.0%
6		131988	4.5%
60		4084	0.1%
600		6	0.0%
601		6	0.0%
602		5	0.0%
603		6	0.0%
604		6	0.0%
605		6	0.0%
606		6	0.0%
607		6	0.0%
608		6	0.0%
609		6	0.0%
61		4034	0.1%
610		6	0.0%
611		6	0.0%
612		6	0.0%
613		6	0.0%
614		6	0.0%
615		6	0.0%

## File : 02 Andhra Pradesh

# P\_NO: PAGE NO

Value	Label	Cases	Percentage
616		6	0.0%
617		6	0.0%
618		6	0.0%
619		5	0.0%
62		3768	0.1%
620		5	0.0%
621		4	0.0%
63		3675	0.1%
64		3515	0.1%
65		3386	0.1%
66		3403	0.1%
67		3371	0.1%
68		3160	0.1%
69		3105	0.1%
7		115039	4.0%
70		2949	0.1%
71		3157	0.1%
72		2653	0.1%
721		1	0.0%
73		2644	0.1%
74		2542	0.1%
75		2442	0.1%
76		2380	0.1%
77		2341	0.1%
78		2279	0.1%
785		2	0.0%
79		2270	0.1%
8		101012	3.5%
80		2161	0.1%
81		2147	0.1%
82		2052	0.1%
83		2034	0.1%
838		1	0.0%
84		1995	0.1%
85		1945	0.1%
86		1815	0.1%
866		6	0.0%
87		2301	0.1%
88		1764	0.1%
89		1702	0.1%
9		89085	3.1%
90		1708	0.1%
91		1686	0.1%

**File : 02 Andhra Pradesh****# P\_NO: PAGE NO**

Value	Label	Cases	Percentage
92		1609	0.1%
93		1699	0.1%
94		1563	0.1%
95		1511	0.1%
96		1459	0.1%
97		1451	0.0%
98		1425	0.0%
99		1369	0.0%

Warning: these figures indicate the number of cases found in the data file. They cannot be interpreted as summary statistics of the population of interest.

**# LINE\_NO: LINE NUMBER**

<b>Information</b>	[Type= discrete] [Format=character] [Missing=*]
<b>Statistics [NW/ W]</b>	[Valid=2902458 /-] [Invalid=0 /-]

**# PREM\_S: PREMISES STATUS**

<b>Information</b>	[Type= discrete] [Format=character] [Missing=*]
<b>Statistics [NW/ W]</b>	[Valid=2902542 /-] [Invalid=0 /-]

Value	Label	Cases	Percentage
1	Without premises	919731	31.7%
2	With Premises	1982811	68.3%

Warning: these figures indicate the number of cases found in the data file. They cannot be interpreted as summary statistics of the population of interest.

**# SRL\_NO: RUNNING SERIAL NUMBER**

<b>Information</b>	[Type= discrete] [Format=character] [Missing=*]
<b>Statistics [NW/ W]</b>	[Valid=2902542 /-] [Invalid=0 /-]

**# NIC: NIC Code**

<b>Information</b>	[Type= discrete] [Format=character] [Missing=*]
<b>Statistics [NW/ W]</b>	[Valid=2902538 /-] [Invalid=0 /-]

Frequency table not shown (1338 Modalities)

**# AGRI\_NON\_AGRI: AGRILAND NON-AGRI.**

<b>Information</b>	[Type= discrete] [Format=character] [Missing=*]
<b>Statistics [NW/ W]</b>	[Valid=2902542 /-] [Invalid=0 /-]

Value	Label	Cases	Percentage
1	Agriculture	599643	20.7%
2	Non-Agriculture	2302899	79.3%

Warning: these figures indicate the number of cases found in the data file. They cannot be interpreted as summary statistics of the population of interest.

**# NOP: NATURE OF OPERATION**

<b>Information</b>	[Type= discrete] [Format=character] [Missing=*]
<b>Statistics [NW/ W]</b>	[Valid=2902542 /-] [Invalid=0 /-]

Value	Label	Cases	Percentage
1	Perennial	2529352	87.1%
2	Non-Perennial	373190	12.9%

Warning: these figures indicate the number of cases found in the data file. They cannot be interpreted as summary statistics of the population of interest.

## File : 02 Andhra Pradesh

### # OWN\_SHIP: OWNERSHIP CODE

**Information** [Type= discrete] [Format=character] [Missing=\*]

**Statistics [NW/ W]** [Valid=2902542 /-] [Invalid=0 /-]

Value	Label	Cases	Percentage
3	Co-operatives	15549	0.5%
1	Private Non-Profit Institutions	54959	1.9%
4	Governments	117146	4.0%
2	Private Others	2714888	93.5%

*Warning: these figures indicate the number of cases found in the data file. They cannot be interpreted as summary statistics of the population of interest.*

### # SG: SOCIAL GROUP

**Information** [Type= discrete] [Format=character] [Missing=\*]

**Statistics [NW/ W]** [Valid=2902542 /-] [Invalid=0 /-]

Value	Label	Cases	Percentage
1	ST Female	65244	2.2%
2	ST Male	93652	3.2%
3	SC Female	25839	0.9%
4	SC Male	135569	4.7%
5	OBC Female	126708	4.4%
6	OBC Male	1151831	39.7%
7	Others Female	83515	2.9%
8	Others Male	1032530	35.6%
9	Other than private enterprises	187654	6.5%

*Warning: these figures indicate the number of cases found in the data file. They cannot be interpreted as summary statistics of the population of interest.*

### # P\_F\_USED: POWER/FUEL USED

**Information** [Type= discrete] [Format=character] [Missing=\*]

**Statistics [NW/ W]** [Valid=2902109 /-] [Invalid=0 /-]

Value	Label	Cases	Percentage
0	Without power	2111302	72.8%
1	Electricity	361081	12.4%
2	Coal/soft coke	90264	3.1%
3	Patrol/Diesel	54392	1.9%
4	LPG/Natural Gas	15991	0.6%
5	Fire wood	119437	4.1%
6	Kerosene	42612	1.5%
7	Animal power	9980	0.3%
8	"Non-conventional energy (bio-gas, solar & wind energy)	3395	0.1%
9	Others	93655	3.2%

*Warning: these figures indicate the number of cases found in the data file. They cannot be interpreted as summary statistics of the population of interest.*

### # Y\_OPRA: YEAR OF OPERATION

**Information** [Type= discrete] [Format=character] [Missing=\*]

**Statistics [NW/ W]** [Valid=2902521 /-] [Invalid=0 /-]

Value	Label	Cases	Percentage
0	Less than 1 year	86817	3.0%

## File : 02 Andhra Pradesh

### # Y\_OPRA: YEAR OF OPERATION

Value	Label	Cases	Percentage
7	Completed 7 years	99095	3.4%
8	Completed 8 years	131430	4.5%
1	Completed 1 year	149516	5.2%
6	Completed 6 years	216136	7.4%
3	Completed 3 years	236242	8.1%
2	Completed 2 years	247515	8.5%
4	Completed 4 years	258111	8.9%
5	Completed 5 years	332133	11.4%
9	Completed 9 years or more	1145526	39.5%

Warning: these figures indicate the number of cases found in the data file. They cannot be interpreted as summary statistics of the population of interest.

### # REGISN: REGISTRATION

Information	[Type= discrete] [Format=character] [Missing=*]
-------------	---

Statistics [NW/ W]	[Valid=2901257 /-] [Invalid=0 /-]
--------------------	-----------------------------------

Value	Label	Cases	Percentage
0		2802159	96.6%
01		468	0.0%
02		238	0.0%
03		183	0.0%
04		161	0.0%
05		261	0.0%
06		187	0.0%
07		65	0.0%
08		118	0.0%
09		908	0.0%
1		26286	0.9%
11		3759	0.1%
12		710	0.0%
13		70	0.0%
14		22	0.0%
15		455	0.0%
16		86	0.0%
17		6	0.0%
18		12	0.0%
19		38	0.0%
2		18072	0.6%
22		3717	0.1%
23		60	0.0%
24		14	0.0%
25		153	0.0%
26		148	0.0%
27		9	0.0%
28		109	0.0%
29		14	0.0%

## File : 02 Andhra Pradesh

### # REGISN: REGISTRATION

Value	Label	Cases	Percentage
3		6974	0.2%
33		1116	0.0%
34		15	0.0%
35		40	0.0%
36		11	0.0%
37		2	0.0%
38		7	0.0%
39		5	0.0%
4		10555	0.4%
44		3159	0.1%
45		37	0.0%
46		9	0.0%
47		3	0.0%
48		9	0.0%
49		22	0.0%
5		8373	0.3%
55		180	0.0%
56		24	0.0%
57		7	0.0%
58		14	0.0%
59		11	0.0%
6		2711	0.1%
66		174	0.0%
67		3	0.0%
68		2	0.0%
69		10	0.0%
7		309	0.0%
77		4	0.0%
78		8	0.0%
79		3	0.0%
8		1597	0.1%
88		18	0.0%
89		14	0.0%
9		6589	0.2%
99		754	0.0%

*Warning: these figures indicate the number of cases found in the data file. They cannot be interpreted as summary statistics of the population of interest.*

### # SOF: SOURCE OF FINANCE

<b>Information</b>	[Type= discrete] [Format=character] [Missing=*]		
<b>Statistics [NW/ W]</b>	[Valid=2902542 /-] [Invalid=0 /-]		
Value	Label	Cases	Percentage
1	Assistance under IRDP	20552	0.7%
2	Assistance under other poverty alleviation programs(TRYSEM/DWCARA/toll kits)	19776	0.7%

## File : 02 Andhra Pradesh

### # SOF: SOURCE OF FINANCE

Value	Label	Cases	Percentage
3	Borrowing from institutions	70896	2.4%
4	Borrowing from non-instituions	58694	2.0%
5	Self financing	2444290	84.2%
6	Others	288334	9.9%

Warning: these figures indicate the number of cases found in the data file. They cannot be interpreted as summary statistics of the population of interest.

### # T\_ADULT\_M: TOTAL ADULT MALE

**Information** [Type= discrete] [Format=character] [Missing=\*]

**Statistics [NW/ W]** [Valid=2902467 /-] [Invalid=0 /-]

Value	Label	Cases	Percentage
0		215055	7.4%
1		1955623	67.4%
10		10274	0.4%
100		108	0.0%
1000		2	0.0%
1005		2	0.0%
101		9	0.0%
1012		1	0.0%
1015		1	0.0%
102		18	0.0%
1021		1	0.0%
103		8	0.0%
1036		2	0.0%
104		4	0.0%
105		12	0.0%
106		10	0.0%
107		9	0.0%
108		8	0.0%
109		4	0.0%
11		3643	0.1%
110		14	0.0%
111		7	0.0%
1116		1	0.0%
112		10	0.0%
113		4	0.0%
1139		1	0.0%
114		5	0.0%
1147		1	0.0%
115		7	0.0%
116		9	0.0%
117		8	0.0%
118		9	0.0%
119		7	0.0%
1196		1	0.0%



## File : 02 Andhra Pradesh

### # T\_ADULT\_M: TOTAL ADULT MALE

Value	Label	Cases	Percentage
12		4216	0.1%
120		32	0.0%
1200		3	0.0%
1204		1	0.0%
121		9	0.0%
122		2	0.0%
123		5	0.0%
124		4	0.0%
1249		1	0.0%
125		10	0.0%
126		1	0.0%
127		2	0.0%
128		5	0.0%
1282		1	0.0%
129		1	0.0%
13		1848	0.1%
130		14	0.0%
1300		1	0.0%
1304		1	0.0%
1305		1	0.0%
131		7	0.0%
132		5	0.0%
133		2	0.0%
134		1	0.0%
135		7	0.0%
1350		1	0.0%
136		4	0.0%
137		3	0.0%
1370		1	0.0%
1375		1	0.0%
138		5	0.0%
139		5	0.0%
14		1589	0.1%
140		16	0.0%
141		1	0.0%
142		3	0.0%
143		6	0.0%
144		4	0.0%
145		4	0.0%
146		4	0.0%
147		3	0.0%
148		5	0.0%
149		2	0.0%

## File : 02 Andhra Pradesh

### # T\_ADULT\_M: TOTAL ADULT MALE

Value	Label	Cases	Percentage
15		2691	0.1%
150		54	0.0%
1500		1	0.0%
151		3	0.0%
152		6	0.0%
153		3	0.0%
154		1	0.0%
155		5	0.0%
156		7	0.0%
157		2	0.0%
158		3	0.0%
16		1317	0.0%
160		9	0.0%
161		3	0.0%
162		2	0.0%
163		2	0.0%
165		5	0.0%
166		1	0.0%
168		3	0.0%
169		1	0.0%
1694		1	0.0%
17		658	0.0%
170		3	0.0%
171		1	0.0%
172		2	0.0%
174		1	0.0%
175		4	0.0%
1750		1	0.0%
176		3	0.0%
1760		1	0.0%
177		1	0.0%
179		2	0.0%
18		894	0.0%
180		7	0.0%
1800		2	0.0%
181		2	0.0%
1812		1	0.0%
182		1	0.0%
1821		1	0.0%
183		2	0.0%
184		2	0.0%
1845		1	0.0%
185		4	0.0%

## File : 02 Andhra Pradesh

### # T\_ADULT\_M: TOTAL ADULT MALE

Value	Label	Cases	Percentage
186		3	0.0%
1860		1	0.0%
1869		1	0.0%
187		2	0.0%
188		2	0.0%
189		2	0.0%
19		498	0.0%
190		6	0.0%
191		1	0.0%
192		1	0.0%
194		1	0.0%
195		4	0.0%
1950		1	0.0%
196		5	0.0%
197		1	0.0%
198		2	0.0%
2		404756	13.9%
20		1779	0.1%
200		40	0.0%
2000		2	0.0%
201		6	0.0%
202		1	0.0%
204		2	0.0%
205		4	0.0%
206		1	0.0%
207		2	0.0%
208		3	0.0%
209		2	0.0%
21		593	0.0%
210		5	0.0%
2100		1	0.0%
211		2	0.0%
2110		1	0.0%
212		3	0.0%
213		1	0.0%
214		3	0.0%
215		8	0.0%
216		2	0.0%
217		1	0.0%
218		4	0.0%
22		463	0.0%
220		9	0.0%
221		2	0.0%

## File : 02 Andhra Pradesh

### # T\_ADULT\_M: TOTAL ADULT MALE

Value	Label	Cases	Percentage
223		2	0.0%
224		2	0.0%
225		3	0.0%
226		1	0.0%
227		1	0.0%
229		3	0.0%
23		306	0.0%
230		6	0.0%
2300		1	0.0%
231		1	0.0%
232		1	0.0%
234		1	0.0%
235		1	0.0%
238		1	0.0%
24		377	0.0%
240		3	0.0%
243		2	0.0%
245		3	0.0%
246		3	0.0%
2460		1	0.0%
2472		1	0.0%
248		1	0.0%
249		1	0.0%
25		679	0.0%
250		22	0.0%
2500		1	0.0%
251		5	0.0%
252		2	0.0%
256		2	0.0%
257		1	0.0%
258		1	0.0%
259		1	0.0%
26		286	0.0%
260		5	0.0%
261		3	0.0%
2640		1	0.0%
266		4	0.0%
268		2	0.0%
269		1	0.0%
27		205	0.0%
270		4	0.0%
271		1	0.0%
272		1	0.0%

## File : 02 Andhra Pradesh

### # T\_ADULT\_M: TOTAL ADULT MALE

Value	Label	Cases	Percentage
274		1	0.0%
275		2	0.0%
277		1	0.0%
279		1	0.0%
28		268	0.0%
280		3	0.0%
281		1	0.0%
282		1	0.0%
283		2	0.0%
284		2	0.0%
285		1	0.0%
287		1	0.0%
288		2	0.0%
289		2	0.0%
2893		1	0.0%
29		158	0.0%
290		1	0.0%
293		1	0.0%
294		2	0.0%
295		3	0.0%
298		2	0.0%
3		145187	5.0%
30		606	0.0%
300		18	0.0%
301		1	0.0%
302		1	0.0%
303		1	0.0%
304		2	0.0%
306		2	0.0%
308		2	0.0%
31		198	0.0%
310		5	0.0%
311		2	0.0%
312		2	0.0%
313		1	0.0%
315		2	0.0%
316		2	0.0%
317		1	0.0%
318		1	0.0%
319		1	0.0%
32		183	0.0%
320		5	0.0%
322		2	0.0%

## File : 02 Andhra Pradesh

### # T\_ADULT\_M: TOTAL ADULT MALE

Value	Label	Cases	Percentage
325		1	0.0%
328		2	0.0%
329		1	0.0%
33		123	0.0%
330		3	0.0%
3314		1	0.0%
3350		1	0.0%
338		1	0.0%
34		116	0.0%
343		1	0.0%
344		1	0.0%
346		2	0.0%
35		243	0.0%
350		5	0.0%
352		1	0.0%
36		115	0.0%
360		4	0.0%
361		1	0.0%
367		1	0.0%
368		1	0.0%
37		78	0.0%
370		2	0.0%
371		1	0.0%
372		1	0.0%
377		1	0.0%
378		1	0.0%
379		1	0.0%
38		98	0.0%
380		1	0.0%
381		1	0.0%
382		1	0.0%
383		2	0.0%
384		1	0.0%
386		1	0.0%
389		1	0.0%
39		78	0.0%
390		4	0.0%
3962		1	0.0%
4		69674	2.4%
40		327	0.0%
400		10	0.0%
4000		1	0.0%
409		1	0.0%

## File : 02 Andhra Pradesh

### # T\_ADULT\_M: TOTAL ADULT MALE

Value	Label	Cases	Percentage
41		117	0.0%
418		2	0.0%
419		1	0.0%
42		101	0.0%
420		2	0.0%
422		2	0.0%
424		2	0.0%
425		2	0.0%
426		1	0.0%
427		1	0.0%
43		65	0.0%
430		3	0.0%
432		1	0.0%
433		1	0.0%
435		1	0.0%
44		46	0.0%
445		1	0.0%
449		1	0.0%
45		142	0.0%
450		10	0.0%
451		1	0.0%
452		1	0.0%
454		1	0.0%
455		1	0.0%
457		2	0.0%
46		51	0.0%
460		1	0.0%
462		2	0.0%
465		1	0.0%
468		1	0.0%
469		1	0.0%
47		43	0.0%
473		1	0.0%
475		2	0.0%
476		2	0.0%
48		73	0.0%
481		1	0.0%
484		1	0.0%
489		1	0.0%
49		43	0.0%
490		2	0.0%
492		1	0.0%
495		1	0.0%

## File : 02 Andhra Pradesh

### # T\_ADULT\_M: TOTAL ADULT MALE

Value	Label	Cases	Percentage
5		30261	1.0%
50		232	0.0%
500		9	0.0%
501		1	0.0%
51		1231	0.0%
510		2	0.0%
511		6	0.0%
512		2	0.0%
513		2	0.0%
514		2	0.0%
515		2	0.0%
517		1	0.0%
518		2	0.0%
52		342	0.0%
521		1	0.0%
522		1	0.0%
525		1	0.0%
53		93	0.0%
530		1	0.0%
533		1	0.0%
5330		1	0.0%
538		2	0.0%
54		72	0.0%
541		2	0.0%
5415		1	0.0%
542		1	0.0%
544		1	0.0%
546		1	0.0%
549		1	0.0%
55		68	0.0%
555		1	0.0%
556		1	0.0%
559		2	0.0%
56		51	0.0%
560		1	0.0%
561		1	0.0%
562		2	0.0%
563		1	0.0%
564		1	0.0%
5670		1	0.0%
5679		1	0.0%
568		1	0.0%
57		19	0.0%



## File : 02 Andhra Pradesh

### # T\_ADULT\_M: TOTAL ADULT MALE

Value	Label	Cases	Percentage
570		1	0.0%
575		2	0.0%
578		1	0.0%
579		1	0.0%
58		37	0.0%
580		1	0.0%
586		1	0.0%
59		27	0.0%
593		1	0.0%
594		2	0.0%
595		1	0.0%
597		1	0.0%
598		1	0.0%
599		1	0.0%
6		20866	0.7%
60		150	0.0%
600		3	0.0%
601		1	0.0%
61		147	0.0%
610		2	0.0%
612		1	0.0%
614		1	0.0%
616		1	0.0%
62		72	0.0%
620		1	0.0%
623		1	0.0%
625		2	0.0%
626		1	0.0%
628		2	0.0%
63		44	0.0%
630		1	0.0%
631		1	0.0%
632		2	0.0%
638		1	0.0%
64		44	0.0%
640		1	0.0%
644		1	0.0%
647		1	0.0%
65		48	0.0%
650		3	0.0%
651		2	0.0%
652		1	0.0%
655		1	0.0%

## File : 02 Andhra Pradesh

### # T\_ADULT\_M: TOTAL ADULT MALE

Value	Label	Cases	Percentage
66		36	0.0%
663		1	0.0%
666		1	0.0%
67		20	0.0%
68		36	0.0%
685		1	0.0%
69		19	0.0%
697		1	0.0%
7		7835	0.3%
70		72	0.0%
701		1	0.0%
703		1	0.0%
706		1	0.0%
71		24	0.0%
714		2	0.0%
72		36	0.0%
720		1	0.0%
727		1	0.0%
73		13	0.0%
731		1	0.0%
737		1	0.0%
74		22	0.0%
740		1	0.0%
75		45	0.0%
750		1	0.0%
752		1	0.0%
754		1	0.0%
755		1	0.0%
756		1	0.0%
76		17	0.0%
760		2	0.0%
77		5	0.0%
78		31	0.0%
781		1	0.0%
784		1	0.0%
789		2	0.0%
79		18	0.0%
8		8949	0.3%
80		73	0.0%
800		8	0.0%
806		1	0.0%
81		43	0.0%
815		1	0.0%

## File : 02 Andhra Pradesh

### # T\_ADULT\_M: TOTAL ADULT MALE

Value	Label	Cases	Percentage
817		1	0.0%
82		30	0.0%
824		1	0.0%
83		12	0.0%
84		24	0.0%
848		1	0.0%
85		19	0.0%
850		2	0.0%
86		18	0.0%
863		1	0.0%
87		10	0.0%
872		1	0.0%
878		1	0.0%
88		12	0.0%
883		1	0.0%
885		1	0.0%
89		11	0.0%
896		1	0.0%
9		3982	0.1%
90		65	0.0%
900		2	0.0%
906		1	0.0%
91		13	0.0%
910		1	0.0%
92		12	0.0%
924		1	0.0%
93		6	0.0%
94		10	0.0%
95		18	0.0%
96		10	0.0%
961		1	0.0%
9697		1	0.0%
97		10	0.0%
98		12	0.0%
99		7	0.0%

*Warning: these figures indicate the number of cases found in the data file. They cannot be interpreted as summary statistics of the population of interest.*

### # T\_ADULT\_F: TOTAL ADULT FEMALE

<b>Information</b>	[Type= discrete] [Format=character] [Missing=*]		
<b>Statistics [NW/ W]</b>	[Valid=2902264 /-] [Invalid=0 /-]		
Value	Label	Cases	Percentage
0		1768039	60.9%
1		921666	31.8%
10		5569	0.2%

## File : 02 Andhra Pradesh

### # T\_ADULT\_F: TOTAL ADULT FEMALE

Value	Label	Cases	Percentage
100		81	0.0%
1000		1	0.0%
101		2	0.0%
102		1	0.0%
103		1	0.0%
104		3	0.0%
105		9	0.0%
106		4	0.0%
107		2	0.0%
108		3	0.0%
11		732	0.0%
110		12	0.0%
111		2	0.0%
112		2	0.0%
113		1	0.0%
114		5	0.0%
115		3	0.0%
116		1	0.0%
117		2	0.0%
118		1	0.0%
12		1363	0.0%
120		19	0.0%
1200		1	0.0%
121		2	0.0%
123		1	0.0%
125		6	0.0%
1284		1	0.0%
129		1	0.0%
1290		1	0.0%
13		757	0.0%
130		7	0.0%
131		2	0.0%
132		2	0.0%
134		2	0.0%
135		3	0.0%
137		1	0.0%
138		1	0.0%
139		1	0.0%
14		771	0.0%
140		6	0.0%
143		1	0.0%
144		5	0.0%
145		1	0.0%

## File : 02 Andhra Pradesh

### # T\_ADULT\_F: TOTAL ADULT FEMALE

Value	Label	Cases	Percentage
148		1	0.0%
15		1238	0.0%
150		57	0.0%
151		1	0.0%
152		1	0.0%
155		1	0.0%
156		1	0.0%
158		1	0.0%
16		311	0.0%
160		9	0.0%
17		157	0.0%
170		2	0.0%
173		2	0.0%
175		2	0.0%
178		1	0.0%
18		229	0.0%
180		2	0.0%
183		1	0.0%
185		2	0.0%
186		1	0.0%
187		1	0.0%
19		124	0.0%
193		2	0.0%
195		1	0.0%
196		1	0.0%
197		1	0.0%
2		123703	4.3%
20		1009	0.0%
200		26	0.0%
203		2	0.0%
20363		1	0.0%
205		3	0.0%
207		1	0.0%
21		180	0.0%
210		2	0.0%
211		1	0.0%
212		1	0.0%
2146		1	0.0%
215		1	0.0%
216		2	0.0%
217		1	0.0%
22		145	0.0%
220		1	0.0%

## File : 02 Andhra Pradesh

### # T\_ADULT\_F: TOTAL ADULT FEMALE

Value	Label	Cases	Percentage
222		1	0.0%
223		1	0.0%
225		1	0.0%
23		91	0.0%
232		1	0.0%
237		1	0.0%
24		72	0.0%
240		1	0.0%
241		1	0.0%
243		1	0.0%
244		1	0.0%
246		1	0.0%
247		2	0.0%
25		259	0.0%
250		9	0.0%
251		1	0.0%
26		62	0.0%
260		2	0.0%
27		57	0.0%
28		74	0.0%
280		1	0.0%
286		1	0.0%
29		48	0.0%
293		2	0.0%
296		1	0.0%
3		33394	1.2%
30		399	0.0%
300		14	0.0%
301		2	0.0%
304		2	0.0%
31		52	0.0%
314		1	0.0%
32		80	0.0%
320		2	0.0%
33		37	0.0%
34		41	0.0%
340		1	0.0%
346		1	0.0%
35		139	0.0%
350		1	0.0%
352		1	0.0%
36		49	0.0%
360		1	0.0%

## File : 02 Andhra Pradesh

### # T\_ADULT\_F: TOTAL ADULT FEMALE

Value	Label	Cases	Percentage
37		23	0.0%
38		42	0.0%
39		33	0.0%
398		1	0.0%
4		17175	0.6%
40		384	0.0%
400		1	0.0%
402		1	0.0%
405		1	0.0%
41		38	0.0%
410		1	0.0%
42		53	0.0%
43		33	0.0%
44		29	0.0%
440		1	0.0%
45		182	0.0%
46		41	0.0%
460		1	0.0%
47		27	0.0%
48		52	0.0%
49		22	0.0%
491		1	0.0%
5		9777	0.3%
50		350	0.0%
500		2	0.0%
501		1	0.0%
504		1	0.0%
51		193	0.0%
510		3	0.0%
511		1	0.0%
513		1	0.0%
52		66	0.0%
520		2	0.0%
53		29	0.0%
530		1	0.0%
54		29	0.0%
540		1	0.0%
541		1	0.0%
55		37	0.0%
56		15	0.0%
57		14	0.0%
58		16	0.0%
59		13	0.0%

## File : 02 Andhra Pradesh

### # T\_ADULT\_F: TOTAL ADULT FEMALE

Value	Label	Cases	Percentage
6		5589	0.2%
60		170	0.0%
600		2	0.0%
61		23	0.0%
62		19	0.0%
620		1	0.0%
63		19	0.0%
64		17	0.0%
65		29	0.0%
66		10	0.0%
67		7	0.0%
68		16	0.0%
69		11	0.0%
7		2061	0.1%
70		79	0.0%
71		7	0.0%
716		1	0.0%
72		18	0.0%
73		4	0.0%
74		8	0.0%
75		43	0.0%
76		5	0.0%
77		2	0.0%
78		10	0.0%
79		7	0.0%
8		2923	0.1%
80		57	0.0%
81		4	0.0%
82		7	0.0%
83		3	0.0%
84		5	0.0%
85		14	0.0%
86		6	0.0%
87		3	0.0%
88		4	0.0%
89		1	0.0%
9		1083	0.0%
90		32	0.0%
91		5	0.0%
92		4	0.0%
93		2	0.0%
94		5	0.0%
95		6	0.0%



## File : 02 Andhra Pradesh

### # T\_ADULT\_F: TOTAL ADULT FEMALE

Value	Label	Cases	Percentage
96		3	0.0%
97		3	0.0%
98		1	0.0%
99		4	0.0%

*Warning: these figures indicate the number of cases found in the data file. They cannot be interpreted as summary statistics of the population of interest.*

### # T\_CHILD\_M: TOTAL CHIELD MALE

<b>Information</b>	[Type= discrete] [Format=character] [Missing=*]
<b>Statistics [NW/ W]</b>	[Valid=2901430 /-] [Invalid=0 /-]

Value	Label	Cases	Percentage
0		2670805	92.1%
1		197737	6.8%
10		157	0.0%
100		7	0.0%
11		11	0.0%
110		1	0.0%
12		29	0.0%
13		15	0.0%
137		1	0.0%
14		16	0.0%
15		25	0.0%
150		1	0.0%
157		1	0.0%
16		8	0.0%
17		7	0.0%
18		9	0.0%
186		1	0.0%
19		1	0.0%
1923		1	0.0%
196		1	0.0%
2		25453	0.9%
20		21	0.0%
200		2	0.0%
21		14	0.0%
217		1	0.0%
218		1	0.0%
23		2	0.0%
24		2	0.0%
24432		1	0.0%
25		8	0.0%
26		1	0.0%
27202		1	0.0%
3		4191	0.1%
30		8	0.0%

## File : 02 Andhra Pradesh

### # T\_CHILD\_M: TOTAL CHIELD MALE

Value	Label	Cases	Percentage
31		3	0.0%
32		3	0.0%
33		1	0.0%
34		1	0.0%
36		2	0.0%
39		1	0.0%
4		1746	0.1%
40		7	0.0%
400		1	0.0%
42		1	0.0%
43		2	0.0%
45		3	0.0%
47		1	0.0%
48		1	0.0%
5		576	0.0%
50		5	0.0%
500		1	0.0%
51		2	0.0%
52		1	0.0%
54		1	0.0%
55		1	0.0%
6		290	0.0%
60		4	0.0%
63		2	0.0%
65		1	0.0%
65202		1	0.0%
7		75	0.0%
70		8	0.0%
73		1	0.0%
75		3	0.0%
8		102	0.0%
80		6	0.0%
81		1	0.0%
9		36	0.0%

Warning: these figures indicate the number of cases found in the data file. They cannot be interpreted as summary statistics of the population of interest.

### # T\_CHILD\_F: TOTAL CHIELD FEMALE

<b>Information</b>	[Type= discrete] [Format=character] [Missing=*]		
<b>Statistics [NW/ W]</b>	[Valid=2901366 /-] [Invalid=0 /-]		
Value	Label	Cases	Percentage
0		2731899	94.2%
00000		117146	4.0%
1		43527	1.5%
10		169	0.0%

## File : 02 Andhra Pradesh

### # T\_CHILD\_F: TOTAL CHIELD FEMALE

Value	Label	Cases	Percentage
100		6	0.0%
11		7	0.0%
110		1	0.0%
12		27	0.0%
12609		2	0.0%
12805		1	0.0%
13		8	0.0%
14		11	0.0%
141		1	0.0%
15		38	0.0%
150		3	0.0%
155		1	0.0%
16		7	0.0%
17		7	0.0%
170		1	0.0%
18		7	0.0%
19		1	0.0%
190		1	0.0%
2		6141	0.2%
20		46	0.0%
21		5	0.0%
210		1	0.0%
212		1	0.0%
214		1	0.0%
215		1	0.0%
22		3	0.0%
23		3	0.0%
25		7	0.0%
26		1	0.0%
27		1	0.0%
29		1	0.0%
3		1163	0.0%
30		18	0.0%
300		1	0.0%
32		2	0.0%
35		3	0.0%
4		487	0.0%
40		9	0.0%
41		3	0.0%
42		1	0.0%
44		1	0.0%
48		3	0.0%
5		306	0.0%

## File : 02 Andhra Pradesh

### # T\_CHILD\_F: TOTAL CHIELD FEMALE

Value	Label	Cases	Percentage
50		9	0.0%
52		1	0.0%
54		1	0.0%
56		1	0.0%
57		1	0.0%
6		111	0.0%
60		4	0.0%
64		1	0.0%
683		1	0.0%
7		43	0.0%
70		5	0.0%
75		1	0.0%
8		72	0.0%
89		1	0.0%
9		27	0.0%
90		5	0.0%
92		1	0.0%
95		1	0.0%

*Warning: these figures indicate the number of cases found in the data file. They cannot be interpreted as summary statistics of the population of interest.*

### # TOT: TOTAL OF TOTAL

**Information** [Type= discrete] [Format=character] [Missing=\*]

**Statistics [NW/ W]** [Valid=2902542 /-] [Invalid=0 /-]

Value	Label	Cases	Percentage
00001		39038	1.3%
00002		33033	1.1%
00003		12867	0.4%
00004		8339	0.3%
00005		4674	0.2%
00006		3418	0.1%
00007		2127	0.1%
00008		2042	0.1%
00009		1348	0.0%
00010		1806	0.1%
00011		1057	0.0%
00012		1263	0.0%
00013		902	0.0%
00014		819	0.0%
00015		884	0.0%
00016		635	0.0%
00017		474	0.0%
00018		480	0.0%
00019		331	0.0%
00020		576	0.0%

## File : 02 Andhra Pradesh

### # TOT: TOTAL OF TOTAL

Value	Label	Cases	Percentage
00021		275	0.0%
00022		294	0.0%
00023		200	0.0%
00024		207	0.0%
00025		281	0.0%
00026		200	0.0%
00027		151	0.0%
00028		157	0.0%
00029		115	0.0%
00030		250	0.0%
00031		93	0.0%
00032		123	0.0%
00033		91	0.0%
00034		91	0.0%
00035		89	0.0%
00036		82	0.0%
00037		70	0.0%
00038		67	0.0%
00039		44	0.0%
00040		109	0.0%
00041		54	0.0%
00042		58	0.0%
00043		38	0.0%
00044		39	0.0%
00045		53	0.0%
00046		35	0.0%
00047		24	0.0%
00048		35	0.0%
00049		22	0.0%
00050		73	0.0%
00051		30	0.0%
00052		30	0.0%
00053		26	0.0%
00054		26	0.0%
00055		32	0.0%
00056		24	0.0%
00057		23	0.0%
00058		23	0.0%
00059		19	0.0%
00060		49	0.0%
00061		19	0.0%
00062		17	0.0%
00063		21	0.0%

## File : 02 Andhra Pradesh

### # TOT: TOTAL OF TOTAL

Value	Label	Cases	Percentage
00064		24	0.0%
00065		22	0.0%
00066		15	0.0%
00067		16	0.0%
00068		19	0.0%
00069		14	0.0%
00070		34	0.0%
00071		24	0.0%
00072		15	0.0%
00073		16	0.0%
00074		15	0.0%
00075		18	0.0%
00076		6	0.0%
00077		11	0.0%
00078		15	0.0%
00079		13	0.0%
00080		17	0.0%
00081		9	0.0%
00082		16	0.0%
00083		18	0.0%
00084		9	0.0%
00085		11	0.0%
00086		7	0.0%
00087		7	0.0%
00088		15	0.0%
00089		6	0.0%
00090		18	0.0%
00091		10	0.0%
00092		5	0.0%
00093		5	0.0%
00094		5	0.0%
00095		5	0.0%
00096		6	0.0%
00097		7	0.0%
00098		4	0.0%
00099		3	0.0%
00100		22	0.0%
00101		7	0.0%
00102		11	0.0%
00103		9	0.0%
00104		8	0.0%
00105		13	0.0%
00106		7	0.0%

**File : 02 Andhra Pradesh****# TOT: TOTAL OF TOTAL**

<b>Value</b>	<b>Label</b>	<b>Cases</b>	<b>Percentage</b>
00107		6	0.0%
00108		3	0.0%
00109		3	0.0%
00110		6	0.0%
00111		6	0.0%
00112		6	0.0%
00113		3	0.0%
00114		5	0.0%
00115		7	0.0%
00116		6	0.0%
00117		4	0.0%
00118		7	0.0%
00119		4	0.0%
00120		10	0.0%
00121		2	0.0%
00122		1	0.0%
00123		4	0.0%
00124		3	0.0%
00125		6	0.0%
00126		2	0.0%
00127		7	0.0%
00128		2	0.0%
00129		1	0.0%
00130		10	0.0%
00131		3	0.0%
00133		3	0.0%
00134		2	0.0%
00135		4	0.0%
00136		4	0.0%
00137		1	0.0%
00139		5	0.0%
00140		6	0.0%
00141		2	0.0%
00142		4	0.0%
00143		9	0.0%
00144		3	0.0%
00145		2	0.0%
00146		3	0.0%
00147		1	0.0%
00148		2	0.0%
00149		2	0.0%
00150		14	0.0%
00151		1	0.0%

## File : 02 Andhra Pradesh

### # TOT: TOTAL OF TOTAL

Value	Label	Cases	Percentage
00152		1	0.0%
00153		3	0.0%
00154		3	0.0%
00155		3	0.0%
00156		1	0.0%
00158		1	0.0%
00159		1	0.0%
00160		2	0.0%
00161		1	0.0%
00162		1	0.0%
00163		1	0.0%
00164		2	0.0%
00165		2	0.0%
00166		1	0.0%
00168		1	0.0%
00169		1	0.0%
00170		1	0.0%
00171		1	0.0%
00172		1	0.0%
00173		1	0.0%
00174		1	0.0%
00175		2	0.0%
00176		3	0.0%
00178		1	0.0%
00180		6	0.0%
00182		1	0.0%
00183		3	0.0%
00184		3	0.0%
00185		3	0.0%
00186		3	0.0%
00187		2	0.0%
00193		2	0.0%
00195		3	0.0%
00197		1	0.0%
00199		1	0.0%
00200		4	0.0%
00204		1	0.0%
00207		1	0.0%
00208		1	0.0%
00209		2	0.0%
00210		3	0.0%
00212		1	0.0%
00215		2	0.0%



**File : 02 Andhra Pradesh****# TOT: TOTAL OF TOTAL**

<b>Value</b>	<b>Label</b>	<b>Cases</b>	<b>Percentage</b>
00216		1	0.0%
00217		1	0.0%
00219		1	0.0%
00220		5	0.0%
00221		1	0.0%
00224		4	0.0%
00225		1	0.0%
00226		1	0.0%
00227		1	0.0%
00228		1	0.0%
00229		1	0.0%
00230		2	0.0%
00231		1	0.0%
00233		1	0.0%
00234		1	0.0%
00235		1	0.0%
00236		2	0.0%
00240		1	0.0%
00241		1	0.0%
00245		2	0.0%
00246		2	0.0%
00250		9	0.0%
00252		3	0.0%
00256		2	0.0%
00257		1	0.0%
00260		1	0.0%
00262		3	0.0%
00263		2	0.0%
00265		1	0.0%
00267		1	0.0%
00268		2	0.0%
00269		1	0.0%
00270		3	0.0%
00271		1	0.0%
00276		1	0.0%
00279		1	0.0%
00280		1	0.0%
00281		1	0.0%
00283		2	0.0%
00285		1	0.0%
00290		1	0.0%
00295		3	0.0%
00298		2	0.0%

**File : 02 Andhra Pradesh****# TOT: TOTAL OF TOTAL**

<b>Value</b>	<b>Label</b>	<b>Cases</b>	<b>Percentage</b>
00299		2	0.0%
00300		7	0.0%
00301		1	0.0%
00303		1	0.0%
00305		3	0.0%
00308		1	0.0%
00310		1	0.0%
00311		1	0.0%
00314		1	0.0%
00315		1	0.0%
00317		1	0.0%
00319		1	0.0%
00320		2	0.0%
00322		2	0.0%
00325		1	0.0%
00326		1	0.0%
00328		1	0.0%
00329		1	0.0%
00330		2	0.0%
00340		1	0.0%
00343		1	0.0%
00345		2	0.0%
00346		1	0.0%
00350		5	0.0%
00356		1	0.0%
00362		1	0.0%
00370		2	0.0%
00376		2	0.0%
00377		1	0.0%
00383		1	0.0%
00384		2	0.0%
00387		1	0.0%
00389		1	0.0%
00390		1	0.0%
00397		1	0.0%
00398		1	0.0%
00400		3	0.0%
00406		1	0.0%
00410		1	0.0%
00412		1	0.0%
00420		2	0.0%
00422		2	0.0%
00426		2	0.0%

**File : 02 Andhra Pradesh****# TOT: TOTAL OF TOTAL**

<b>Value</b>	<b>Label</b>	<b>Cases</b>	<b>Percentage</b>
00432		1	0.0%
00433		1	0.0%
00435		1	0.0%
00436		1	0.0%
00440		1	0.0%
00443		1	0.0%
00444		1	0.0%
00446		1	0.0%
00450		1	0.0%
00454		1	0.0%
00458		1	0.0%
00470		1	0.0%
00471		1	0.0%
00473		1	0.0%
00482		1	0.0%
00483		1	0.0%
00485		1	0.0%
00490		1	0.0%
00491		1	0.0%
00500		3	0.0%
00503		1	0.0%
00506		1	0.0%
00513		1	0.0%
00514		2	0.0%
00515		1	0.0%
00516		1	0.0%
00519		1	0.0%
00521		1	0.0%
00522		1	0.0%
00525		1	0.0%
00530		1	0.0%
00537		2	0.0%
00538		1	0.0%
00551		1	0.0%
00552		1	0.0%
00556		1	0.0%
00560		1	0.0%
00565		2	0.0%
00570		2	0.0%
00572		1	0.0%
00573		1	0.0%
00576		1	0.0%
00587		2	0.0%

**File : 02 Andhra Pradesh****# TOT: TOTAL OF TOTAL**

<b>Value</b>	<b>Label</b>	<b>Cases</b>	<b>Percentage</b>
00590		1	0.0%
00595		1	0.0%
00596		1	0.0%
00597		2	0.0%
00600		1	0.0%
00604		2	0.0%
00605		1	0.0%
00617		1	0.0%
00619		2	0.0%
00621		1	0.0%
00625		1	0.0%
00631		1	0.0%
00637		2	0.0%
00638		2	0.0%
00644		1	0.0%
00647		2	0.0%
00648		1	0.0%
00668		1	0.0%
00680		1	0.0%
00706		1	0.0%
00710		1	0.0%
00726		1	0.0%
00750		1	0.0%
00761		1	0.0%
00781		1	0.0%
00782		1	0.0%
00786		1	0.0%
00790		1	0.0%
00803		1	0.0%
00813		1	0.0%
00817		1	0.0%
00825		1	0.0%
00849		2	0.0%
00866		1	0.0%
00870		2	0.0%
00878		1	0.0%
00891		1	0.0%
00900		2	0.0%
00903		1	0.0%
00969		1	0.0%
01026		1	0.0%
01036		1	0.0%
01045		1	0.0%

## File : 02 Andhra Pradesh

### # TOT: TOTAL OF TOTAL

Value	Label	Cases	Percentage
01152		1	0.0%
01200		1	0.0%
01279		1	0.0%
01297		1	0.0%
01390		1	0.0%
01428		1	0.0%
01500		1	0.0%
01600		1	0.0%
01608		1	0.0%
01701		1	0.0%
01805		1	0.0%
01865		1	0.0%
01874		1	0.0%
01955		1	0.0%
02300		1	0.0%
02466		1	0.0%
02640		1	0.0%
03105		1	0.0%
03464		1	0.0%
1		1330592	45.8%
10		10174	0.4%
100		83	0.0%
1000		4	0.0%
1006		1	0.0%
101		30	0.0%
102		36	0.0%
1022		1	0.0%
1024		1	0.0%
103		12	0.0%
1031		1	0.0%
104		6	0.0%
105		17	0.0%
106		6	0.0%
1068		2	0.0%
107		11	0.0%
108		12	0.0%
109		4	0.0%
11		4672	0.2%
110		33	0.0%
111		11	0.0%
112		13	0.0%
113		8	0.0%
1139		1	0.0%

## File : 02 Andhra Pradesh

### # TOT: TOTAL OF TOTAL

Value	Label	Cases	Percentage
114		7	0.0%
115		14	0.0%
1152		1	0.0%
116		7	0.0%
117		5	0.0%
119		6	0.0%
12		5398	0.2%
120		45	0.0%
1200		1	0.0%
1206		1	0.0%
121		11	0.0%
122		12	0.0%
123		7	0.0%
124		3	0.0%
125		14	0.0%
126		4	0.0%
127		5	0.0%
128		4	0.0%
129		2	0.0%
13		3068	0.1%
130		14	0.0%
131		4	0.0%
132		8	0.0%
133		7	0.0%
134		3	0.0%
135		5	0.0%
136		2	0.0%
137		3	0.0%
1375		1	0.0%
138		1	0.0%
139		5	0.0%
14		2524	0.1%
140		12	0.0%
1405		1	0.0%
1406		1	0.0%
141		12	0.0%
142		13	0.0%
143		8	0.0%
144		4	0.0%
1440		1	0.0%
145		2	0.0%
1450		1	0.0%
146		6	0.0%

## File : 02 Andhra Pradesh

### # TOT: TOTAL OF TOTAL

Value	Label	Cases	Percentage
147		2	0.0%
148		4	0.0%
149		1	0.0%
15		3421	0.1%
150		41	0.0%
1500		2	0.0%
151		15	0.0%
1513		1	0.0%
152		16	0.0%
153		2	0.0%
154		7	0.0%
155		8	0.0%
156		4	0.0%
157		3	0.0%
158		7	0.0%
159		3	0.0%
16		1975	0.1%
160		17	0.0%
161		4	0.0%
162		1	0.0%
163		1	0.0%
164		1	0.0%
165		4	0.0%
166		3	0.0%
168		2	0.0%
169		2	0.0%
17		1033	0.0%
170		7	0.0%
1708		1	0.0%
174		3	0.0%
175		7	0.0%
177		4	0.0%
178		2	0.0%
18		1327	0.0%
180		15	0.0%
1800		1	0.0%
181		3	0.0%
1810		1	0.0%
182		3	0.0%
1824		1	0.0%
183		2	0.0%
184		4	0.0%
185		3	0.0%

## File : 02 Andhra Pradesh

### # TOT: TOTAL OF TOTAL

Value	Label	Cases	Percentage
186		2	0.0%
187		2	0.0%
1878		1	0.0%
188		3	0.0%
189		1	0.0%
19		730	0.0%
190		9	0.0%
191		2	0.0%
192		2	0.0%
1924		1	0.0%
193		2	0.0%
194		1	0.0%
195		4	0.0%
196		1	0.0%
197		2	0.0%
198		1	0.0%
2		907611	31.3%
20		3051	0.1%
200		40	0.0%
2000		2	0.0%
201		5	0.0%
202		3	0.0%
203		2	0.0%
204		2	0.0%
20459		1	0.0%
205		3	0.0%
206		4	0.0%
207		1	0.0%
208		3	0.0%
209		2	0.0%
21		1413	0.0%
210		12	0.0%
211		1	0.0%
2110		1	0.0%
212		3	0.0%
214		3	0.0%
215		5	0.0%
216		1	0.0%
217		1	0.0%
218		4	0.0%
219		3	0.0%
2190		1	0.0%
22		1106	0.0%



## File : 02 Andhra Pradesh

### # TOT: TOTAL OF TOTAL

Value	Label	Cases	Percentage
220		15	0.0%
221		3	0.0%
222		1	0.0%
224		1	0.0%
225		3	0.0%
2250		1	0.0%
227		1	0.0%
228		1	0.0%
229		1	0.0%
23		894	0.0%
230		2	0.0%
231		1	0.0%
232		1	0.0%
234		3	0.0%
235		2	0.0%
237		1	0.0%
238		1	0.0%
24		1031	0.0%
240		2	0.0%
241		1	0.0%
244		1	0.0%
245		2	0.0%
246		1	0.0%
248		1	0.0%
25		981	0.0%
250		20	0.0%
2500		1	0.0%
251		4	0.0%
253		1	0.0%
2540		1	0.0%
255		1	0.0%
256		2	0.0%
258		1	0.0%
259		1	0.0%
26		451	0.0%
260		4	0.0%
2600		1	0.0%
261		1	0.0%
263		1	0.0%
264		1	0.0%
265		5	0.0%
268		1	0.0%
27		275	0.0%

## File : 02 Andhra Pradesh

### # TOT: TOTAL OF TOTAL

Value	Label	Cases	Percentage
270		5	0.0%
271		2	0.0%
272		1	0.0%
273		1	0.0%
275		3	0.0%
278		2	0.0%
279		2	0.0%
28		296	0.0%
280		3	0.0%
2800		1	0.0%
281		1	0.0%
283		1	0.0%
285		2	0.0%
287		1	0.0%
288		5	0.0%
29		204	0.0%
290		3	0.0%
293		1	0.0%
295		4	0.0%
296		1	0.0%
298		1	0.0%
2980		1	0.0%
3		244762	8.4%
30		771	0.0%
300		18	0.0%
301		2	0.0%
302		4	0.0%
303		1	0.0%
304		3	0.0%
305		3	0.0%
306		1	0.0%
307		1	0.0%
308		2	0.0%
31		590	0.0%
310		2	0.0%
311		1	0.0%
312		1	0.0%
3140		1	0.0%
315		1	0.0%
317		1	0.0%
318		2	0.0%
32		323	0.0%
320		4	0.0%

## File : 02 Andhra Pradesh

### # TOT: TOTAL OF TOTAL

Value	Label	Cases	Percentage
325		3	0.0%
327		1	0.0%
329		1	0.0%
33		194	0.0%
330		5	0.0%
331		1	0.0%
332		1	0.0%
333		1	0.0%
3351		1	0.0%
338		1	0.0%
339		1	0.0%
34		161	0.0%
343		1	0.0%
349		1	0.0%
35		288	0.0%
350		11	0.0%
351		2	0.0%
354		1	0.0%
36		189	0.0%
360		6	0.0%
363		1	0.0%
365		2	0.0%
367		2	0.0%
37		127	0.0%
370		3	0.0%
374		1	0.0%
375		2	0.0%
378		1	0.0%
379		1	0.0%
38		101	0.0%
380		1	0.0%
385		1	0.0%
387		2	0.0%
389		1	0.0%
39		73	0.0%
39525		1	0.0%
4		114957	4.0%
40		390	0.0%
400		8	0.0%
401		1	0.0%
40191		1	0.0%
406		1	0.0%
409		1	0.0%

## File : 02 Andhra Pradesh

# TOT: TOTAL OF TOTAL

Value	Label	Cases	Percentage
41		262	0.0%
411		1	0.0%
419		1	0.0%
42		192	0.0%
420		2	0.0%
4200		1	0.0%
421		1	0.0%
426		1	0.0%
428		1	0.0%
43		127	0.0%
430		2	0.0%
433		1	0.0%
4360		1	0.0%
437		1	0.0%
44		94	0.0%
45		217	0.0%
450		2	0.0%
452		1	0.0%
453		1	0.0%
454		2	0.0%
456		1	0.0%
459		1	0.0%
46		180	0.0%
460		3	0.0%
463		1	0.0%
465		1	0.0%
468		1	0.0%
47		102	0.0%
475		3	0.0%
48		81	0.0%
480		3	0.0%
483		1	0.0%
484		1	0.0%
485		1	0.0%
489		1	0.0%
49		72	0.0%
494		1	0.0%
497		1	0.0%
5		52809	1.8%
50		333	0.0%
500		5	0.0%
501		2	0.0%
503		1	0.0%

## File : 02 Andhra Pradesh

### # TOT: TOTAL OF TOTAL

Value	Label	Cases	Percentage
51		406	0.0%
510		1	0.0%
511		4	0.0%
512		3	0.0%
513		1	0.0%
514		1	0.0%
515		2	0.0%
516		1	0.0%
519		2	0.0%
52		900	0.0%
520		1	0.0%
522		3	0.0%
525		1	0.0%
526		1	0.0%
528		1	0.0%
53		549	0.0%
532		1	0.0%
5331		1	0.0%
535		1	0.0%
54		177	0.0%
541		1	0.0%
542		1	0.0%
543		1	0.0%
546		1	0.0%
547		1	0.0%
549		1	0.0%
55		153	0.0%
550		2	0.0%
551		1	0.0%
558		1	0.0%
56		97	0.0%
563		1	0.0%
564		1	0.0%
566		1	0.0%
57		62	0.0%
5735		1	0.0%
5738		1	0.0%
579		1	0.0%
58		52	0.0%
59		46	0.0%
590		1	0.0%
6		35960	1.2%
60		194	0.0%

## File : 02 Andhra Pradesh

# TOT: TOTAL OF TOTAL

Value	Label	Cases	Percentage
600		3	0.0%
602		2	0.0%
603		1	0.0%
61		139	0.0%
610		1	0.0%
611		1	0.0%
614		1	0.0%
615		1	0.0%
6170		1	0.0%
62		150	0.0%
625		1	0.0%
626		1	0.0%
63		100	0.0%
630		1	0.0%
632		1	0.0%
635		1	0.0%
64		53	0.0%
640		1	0.0%
644		1	0.0%
65		72	0.0%
650		1	0.0%
651		1	0.0%
652		1	0.0%
653		2	0.0%
658		1	0.0%
66		50	0.0%
664		1	0.0%
67		32	0.0%
670		1	0.0%
673		1	0.0%
68		42	0.0%
69		30	0.0%
690		1	0.0%
699		1	0.0%
7		17662	0.6%
70		102	0.0%
700		1	0.0%
71		62	0.0%
72		44	0.0%
720		1	0.0%
724		1	0.0%
727		1	0.0%
73		31	0.0%

## File : 02 Andhra Pradesh

# TOT: TOTAL OF TOTAL

Value	Label	Cases	Percentage
732		1	0.0%
736		1	0.0%
74		23	0.0%
740		1	0.0%
748		1	0.0%
75		43	0.0%
76		32	0.0%
760		1	0.0%
768		1	0.0%
77		18	0.0%
78		17	0.0%
78157		1	0.0%
79		9	0.0%
8		14659	0.5%
80		76	0.0%
800		2	0.0%
806		1	0.0%
81		48	0.0%
82		32	0.0%
824		1	0.0%
83		30	0.0%
84		16	0.0%
840		1	0.0%
85		22	0.0%
86		17	0.0%
869		1	0.0%
87		15	0.0%
875		1	0.0%
88		15	0.0%
886		1	0.0%
89		10	0.0%
9		8286	0.3%
90		34	0.0%
900		1	0.0%
901		1	0.0%
91		24	0.0%
911		1	0.0%
92		33	0.0%
920		1	0.0%
926		1	0.0%
929		1	0.0%
93		13	0.0%
94		2	0.0%

## File : 02 Andhra Pradesh

### # TOT: TOTAL OF TOTAL

Value	Label	Cases	Percentage
95		16	0.0%
96		9	0.0%
963		1	0.0%
9698		1	0.0%
97		10	0.0%
972		1	0.0%
98		4	0.0%
99		8	0.0%

Warning: these figures indicate the number of cases found in the data file. They cannot be interpreted as summary statistics of the population of interest.

### # H\_ADULT\_M: HIRED ADULT MALE

<b>Information</b>	[Type= discrete] [Format=character] [Missing=*]
--------------------	---

<b>Statistics [NW/ W]</b>	[Valid=2901809 /-] [Invalid=0 /-]
---------------------------	-----------------------------------

Value	Label	Cases	Percentage
0		2295814	79.1%
00000		14619	0.5%
00001		40032	1.4%
00002		24129	0.8%
00003		10401	0.4%
00004		6065	0.2%
00005		3589	0.1%
00006		2928	0.1%
00007		1627	0.1%
00008		1880	0.1%
00009		1020	0.0%
00010		1676	0.1%
00011		731	0.0%
00012		1087	0.0%
00013		617	0.0%
00014		612	0.0%
00015		734	0.0%
00016		512	0.0%
00017		310	0.0%
00018		345	0.0%
00019		223	0.0%
00020		474	0.0%
00021		187	0.0%
00022		189	0.0%
00023		137	0.0%
00024		175	0.0%
00025		207	0.0%
00026		124	0.0%
00027		110	0.0%
00028		113	0.0%



**File : 02 Andhra Pradesh****# H\_ADULT\_M: HIRED ADULT MALE**

<b>Value</b>	<b>Label</b>	<b>Cases</b>	<b>Percentage</b>
00029		75	0.0%
00030		158	0.0%
00031		81	0.0%
00032		66	0.0%
00033		62	0.0%
00034		55	0.0%
00035		84	0.0%
00036		55	0.0%
00037		41	0.0%
00038		48	0.0%
00039		45	0.0%
00040		83	0.0%
00041		30	0.0%
00042		44	0.0%
00043		28	0.0%
00044		24	0.0%
00045		45	0.0%
00046		28	0.0%
00047		16	0.0%
00048		36	0.0%
00049		24	0.0%
00050		44	0.0%
00051		24	0.0%
00052		36	0.0%
00053		6	0.0%
00054		29	0.0%
00055		19	0.0%
00056		21	0.0%
00057		12	0.0%
00058		15	0.0%
00059		15	0.0%
00060		35	0.0%
00061		15	0.0%
00062		20	0.0%
00063		12	0.0%
00064		21	0.0%
00065		19	0.0%
00066		17	0.0%
00067		14	0.0%
00068		23	0.0%
00069		11	0.0%
00070		21	0.0%
00071		10	0.0%

## File : 02 Andhra Pradesh

### # H\_ADULT\_M: HIRED ADULT MALE

Value	Label	Cases	Percentage
00072		15	0.0%
00073		3	0.0%
00074		17	0.0%
00075		22	0.0%
00076		9	0.0%
00077		2	0.0%
00078		19	0.0%
00079		12	0.0%
00080		29	0.0%
00081		9	0.0%
00082		9	0.0%
00083		7	0.0%
00084		13	0.0%
00085		7	0.0%
00086		13	0.0%
00087		4	0.0%
00088		8	0.0%
00089		8	0.0%
00090		13	0.0%
00091		5	0.0%
00092		5	0.0%
00093		3	0.0%
00094		9	0.0%
00095		11	0.0%
00096		4	0.0%
00097		6	0.0%
00098		5	0.0%
00099		5	0.0%
00100		21	0.0%
00101		3	0.0%
00102		7	0.0%
00103		4	0.0%
00104		1	0.0%
00105		6	0.0%
00106		8	0.0%
00107		4	0.0%
00108		4	0.0%
00109		2	0.0%
00110		7	0.0%
00111		4	0.0%
00112		5	0.0%
00113		2	0.0%
00114		1	0.0%

## File : 02 Andhra Pradesh

### # H\_ADULT\_M: HIRED ADULT MALE

Value	Label	Cases	Percentage
00115		1	0.0%
00116		5	0.0%
00117		4	0.0%
00118		6	0.0%
00119		5	0.0%
00120		7	0.0%
00121		4	0.0%
00122		2	0.0%
00123		3	0.0%
00124		4	0.0%
00125		3	0.0%
00126		1	0.0%
00127		1	0.0%
00129		1	0.0%
00130		3	0.0%
00131		6	0.0%
00132		3	0.0%
00133		2	0.0%
00135		3	0.0%
00136		1	0.0%
00137		2	0.0%
00138		1	0.0%
00139		3	0.0%
00140		3	0.0%
00141		1	0.0%
00142		1	0.0%
00143		3	0.0%
00145		3	0.0%
00146		2	0.0%
00147		1	0.0%
00148		2	0.0%
00150		11	0.0%
00152		3	0.0%
00153		2	0.0%
00154		1	0.0%
00155		1	0.0%
00156		1	0.0%
00157		1	0.0%
00158		1	0.0%
00160		4	0.0%
00162		2	0.0%
00163		1	0.0%
00165		2	0.0%

## File : 02 Andhra Pradesh

### # H\_ADULT\_M: HIRED ADULT MALE

Value	Label	Cases	Percentage
00166		1	0.0%
00168		3	0.0%
00171		1	0.0%
00172		2	0.0%
00175		1	0.0%
00176		1	0.0%
00179		1	0.0%
00180		1	0.0%
00182		1	0.0%
00183		2	0.0%
00184		1	0.0%
00185		2	0.0%
00186		1	0.0%
00187		1	0.0%
00189		1	0.0%
00190		3	0.0%
00194		1	0.0%
00195		2	0.0%
00196		1	0.0%
00200		6	0.0%
00204		1	0.0%
00205		2	0.0%
00206		1	0.0%
00207		2	0.0%
00208		1	0.0%
00209		1	0.0%
00210		1	0.0%
00211		2	0.0%
00212		1	0.0%
00215		2	0.0%
00216		2	0.0%
00218		1	0.0%
00220		2	0.0%
00221		1	0.0%
00225		3	0.0%
00226		1	0.0%
00227		1	0.0%
00229		3	0.0%
00230		4	0.0%
00231		1	0.0%
00238		1	0.0%
00240		2	0.0%
00243		2	0.0%

## File : 02 Andhra Pradesh

### # H\_ADULT\_M: HIRED ADULT MALE

Value	Label	Cases	Percentage
00246		2	0.0%
00248		1	0.0%
00249		1	0.0%
00250		6	0.0%
00251		1	0.0%
00252		1	0.0%
00256		1	0.0%
00258		1	0.0%
00259		1	0.0%
00260		2	0.0%
00266		1	0.0%
00268		1	0.0%
00269		1	0.0%
00270		2	0.0%
00271		1	0.0%
00277		1	0.0%
00280		3	0.0%
00282		1	0.0%
00289		1	0.0%
00290		1	0.0%
00293		1	0.0%
00294		1	0.0%
00295		2	0.0%
00300		3	0.0%
00303		1	0.0%
00304		1	0.0%
00306		2	0.0%
00308		1	0.0%
00310		1	0.0%
00311		1	0.0%
00312		1	0.0%
00315		2	0.0%
00316		1	0.0%
00319		1	0.0%
00320		1	0.0%
00322		2	0.0%
00325		1	0.0%
00329		1	0.0%
00330		2	0.0%
00346		2	0.0%
00350		2	0.0%
00352		1	0.0%
00361		1	0.0%

**File : 02 Andhra Pradesh****# H\_ADULT\_M: HIRED ADULT MALE**

<b>Value</b>	<b>Label</b>	<b>Cases</b>	<b>Percentage</b>
00368		1	0.0%
00371		1	0.0%
00380		1	0.0%
00381		1	0.0%
00382		1	0.0%
00383		1	0.0%
00384		1	0.0%
00386		1	0.0%
00389		1	0.0%
00390		2	0.0%
00400		4	0.0%
00418		1	0.0%
00420		1	0.0%
00422		1	0.0%
00424		2	0.0%
00425		1	0.0%
00430		1	0.0%
00433		1	0.0%
00435		1	0.0%
00449		1	0.0%
00450		2	0.0%
00457		2	0.0%
00462		1	0.0%
00465		1	0.0%
00469		1	0.0%
00473		1	0.0%
00475		2	0.0%
00476		2	0.0%
00489		1	0.0%
00490		2	0.0%
00500		3	0.0%
00512		1	0.0%
00513		2	0.0%
00514		1	0.0%
00515		2	0.0%
00517		1	0.0%
00518		1	0.0%
00530		1	0.0%
00538		2	0.0%
00544		1	0.0%
00555		1	0.0%
00559		1	0.0%
00561		1	0.0%

**File : 02 Andhra Pradesh****# H\_ADULT\_M: HIRED ADULT MALE**

<b>Value</b>	<b>Label</b>	<b>Cases</b>	<b>Percentage</b>
00562		1	0.0%
00563		1	0.0%
00564		1	0.0%
00568		1	0.0%
00570		1	0.0%
00575		2	0.0%
00578		1	0.0%
00580		1	0.0%
00586		1	0.0%
00593		1	0.0%
00594		2	0.0%
00598		1	0.0%
00599		1	0.0%
00610		1	0.0%
00612		1	0.0%
00616		1	0.0%
00625		1	0.0%
00626		1	0.0%
00628		2	0.0%
00630		1	0.0%
00631		1	0.0%
00640		1	0.0%
00644		1	0.0%
00647		1	0.0%
00650		1	0.0%
00663		1	0.0%
00666		1	0.0%
00703		1	0.0%
00706		1	0.0%
00752		1	0.0%
00754		1	0.0%
00755		1	0.0%
00781		1	0.0%
00784		1	0.0%
00789		2	0.0%
00800		2	0.0%
00848		1	0.0%
00850		2	0.0%
00863		1	0.0%
00872		1	0.0%
00878		1	0.0%
00883		1	0.0%
00900		2	0.0%

## File : 02 Andhra Pradesh

### # H\_ADULT\_M: HIRED ADULT MALE

Value	Label	Cases	Percentage
00961		1	0.0%
01021		1	0.0%
01147		1	0.0%
01249		1	0.0%
01282		1	0.0%
01300		1	0.0%
01304		1	0.0%
01350		1	0.0%
01694		1	0.0%
01800		1	0.0%
01821		1	0.0%
01860		1	0.0%
01869		1	0.0%
01950		1	0.0%
02000		1	0.0%
02460		1	0.0%
03314		1	0.0%
1		250768	8.6%
10		6619	0.2%
100		69	0.0%
1000		2	0.0%
1005		1	0.0%
101		7	0.0%
1015		1	0.0%
102		4	0.0%
103		3	0.0%
104		2	0.0%
105		3	0.0%
106		4	0.0%
107		3	0.0%
108		3	0.0%
109		3	0.0%
11		1520	0.1%
110		8	0.0%
111		2	0.0%
112		5	0.0%
1128		1	0.0%
113		1	0.0%
114		5	0.0%
115		5	0.0%
116		4	0.0%
117		4	0.0%
118		1	0.0%



## File : 02 Andhra Pradesh

### # H\_ADULT\_M: HIRED ADULT MALE

Value	Label	Cases	Percentage
119		3	0.0%
1196		1	0.0%
12		1865	0.1%
120		23	0.0%
1200		3	0.0%
121		2	0.0%
122		1	0.0%
123		3	0.0%
125		6	0.0%
128		5	0.0%
129		3	0.0%
13		775	0.0%
130		10	0.0%
1300		1	0.0%
131		1	0.0%
132		1	0.0%
134		2	0.0%
135		3	0.0%
136		3	0.0%
1370		1	0.0%
1375		1	0.0%
138		5	0.0%
139		3	0.0%
14		983	0.0%
140		10	0.0%
142		1	0.0%
143		2	0.0%
144		4	0.0%
145		2	0.0%
146		1	0.0%
147		3	0.0%
148		6	0.0%
149		3	0.0%
15		1289	0.0%
150		38	0.0%
1500		1	0.0%
151		1	0.0%
152		4	0.0%
153		1	0.0%
155		2	0.0%
156		3	0.0%
157		2	0.0%
158		1	0.0%

## File : 02 Andhra Pradesh

### # H\_ADULT\_M: HIRED ADULT MALE

Value	Label	Cases	Percentage
16		484	0.0%
160		5	0.0%
161		3	0.0%
165		2	0.0%
168		2	0.0%
169		1	0.0%
17		258	0.0%
170		3	0.0%
174		1	0.0%
175		3	0.0%
1750		1	0.0%
176		2	0.0%
1760		1	0.0%
177		1	0.0%
178		1	0.0%
179		1	0.0%
18		483	0.0%
180		5	0.0%
1800		1	0.0%
181		1	0.0%
1812		1	0.0%
184		2	0.0%
1845		1	0.0%
185		3	0.0%
186		1	0.0%
187		1	0.0%
188		2	0.0%
189		1	0.0%
19		304	0.0%
190		3	0.0%
192		1	0.0%
195		5	0.0%
196		4	0.0%
197		1	0.0%
2		112148	3.9%
20		1026	0.0%
200		34	0.0%
2000		1	0.0%
201		2	0.0%
202		1	0.0%
204		1	0.0%
205		1	0.0%
207		1	0.0%

## File : 02 Andhra Pradesh

### # H\_ADULT\_M: HIRED ADULT MALE

Value	Label	Cases	Percentage
209		2	0.0%
21		141	0.0%
210		3	0.0%
2100		1	0.0%
2110		1	0.0%
212		2	0.0%
213		1	0.0%
214		4	0.0%
215		4	0.0%
217		1	0.0%
218		2	0.0%
219		1	0.0%
22		188	0.0%
220		5	0.0%
223		2	0.0%
224		1	0.0%
23		140	0.0%
230		2	0.0%
2300		1	0.0%
232		1	0.0%
235		1	0.0%
24		177	0.0%
240		1	0.0%
243		1	0.0%
245		2	0.0%
246		1	0.0%
2472		1	0.0%
249		1	0.0%
25		351	0.0%
250		20	0.0%
2500		1	0.0%
252		1	0.0%
256		2	0.0%
26		98	0.0%
260		4	0.0%
261		1	0.0%
2640		1	0.0%
266		2	0.0%
268		1	0.0%
27		73	0.0%
270		2	0.0%
272		1	0.0%
273		1	0.0%

## File : 02 Andhra Pradesh

### # H\_ADULT\_M: HIRED ADULT MALE

Value	Label	Cases	Percentage
274		1	0.0%
275		1	0.0%
279		1	0.0%
28		142	0.0%
280		1	0.0%
282		1	0.0%
283		1	0.0%
284		2	0.0%
285		1	0.0%
287		1	0.0%
288		2	0.0%
2893		1	0.0%
29		85	0.0%
294		1	0.0%
295		1	0.0%
298		2	0.0%
299		1	0.0%
3		46931	1.6%
30		362	0.0%
300		12	0.0%
303		1	0.0%
31		49	0.0%
310		4	0.0%
311		1	0.0%
313		1	0.0%
317		1	0.0%
318		1	0.0%
32		78	0.0%
320		5	0.0%
328		1	0.0%
33		49	0.0%
337		1	0.0%
34		61	0.0%
343		1	0.0%
344		1	0.0%
35		117	0.0%
350		3	0.0%
36		42	0.0%
360		3	0.0%
367		1	0.0%
37		27	0.0%
370		2	0.0%
372		1	0.0%

## File : 02 Andhra Pradesh

### # H\_ADULT\_M: HIRED ADULT MALE

Value	Label	Cases	Percentage
376		1	0.0%
378		1	0.0%
379		1	0.0%
38		42	0.0%
383		1	0.0%
39		44	0.0%
390		2	0.0%
3962		1	0.0%
4		24739	0.9%
40		184	0.0%
400		5	0.0%
4000		1	0.0%
409		1	0.0%
41		18	0.0%
418		1	0.0%
419		1	0.0%
42		29	0.0%
420		1	0.0%
422		1	0.0%
425		1	0.0%
426		1	0.0%
427		1	0.0%
43		29	0.0%
430		2	0.0%
432		1	0.0%
44		28	0.0%
445		1	0.0%
45		87	0.0%
450		9	0.0%
454		1	0.0%
455		1	0.0%
46		17	0.0%
460		1	0.0%
462		1	0.0%
47		26	0.0%
48		37	0.0%
481		1	0.0%
484		1	0.0%
49		28	0.0%
492		1	0.0%
495		1	0.0%
5		13891	0.5%
50		150	0.0%

## File : 02 Andhra Pradesh

### # H\_ADULT\_M: HIRED ADULT MALE

Value	Label	Cases	Percentage
500		5	0.0%
501		1	0.0%
51		15	0.0%
510		1	0.0%
512		1	0.0%
517		1	0.0%
52		31	0.0%
53		16	0.0%
54		12	0.0%
5415		1	0.0%
542		1	0.0%
546		1	0.0%
549		1	0.0%
55		39	0.0%
556		1	0.0%
558		1	0.0%
559		1	0.0%
56		12	0.0%
560		1	0.0%
5670		1	0.0%
5679		1	0.0%
57		5	0.0%
579		1	0.0%
58		24	0.0%
59		10	0.0%
595		1	0.0%
597		1	0.0%
6		8261	0.3%
60		99	0.0%
600		4	0.0%
61		11	0.0%
619		1	0.0%
62		12	0.0%
625		1	0.0%
63		18	0.0%
632		2	0.0%
638		1	0.0%
64		7	0.0%
65		17	0.0%
650		1	0.0%
652		1	0.0%
655		1	0.0%
66		12	0.0%

## File : 02 Andhra Pradesh

### # H\_ADULT\_M: HIRED ADULT MALE

Value	Label	Cases	Percentage
67		5	0.0%
68		11	0.0%
685		1	0.0%
69		12	0.0%
693		1	0.0%
7		4096	0.1%
70		31	0.0%
700		1	0.0%
71		6	0.0%
714		2	0.0%
72		13	0.0%
720		1	0.0%
73		8	0.0%
731		1	0.0%
737		1	0.0%
74		6	0.0%
740		1	0.0%
75		18	0.0%
750		1	0.0%
756		1	0.0%
76		6	0.0%
760		2	0.0%
77		5	0.0%
78		11	0.0%
79		4	0.0%
8		4517	0.2%
80		39	0.0%
800		4	0.0%
806		1	0.0%
81		3	0.0%
815		1	0.0%
817		1	0.0%
82		7	0.0%
824		1	0.0%
83		3	0.0%
84		7	0.0%
85		10	0.0%
86		2	0.0%
87		4	0.0%
88		6	0.0%
885		1	0.0%
89		5	0.0%
896		1	0.0%

## File : 02 Andhra Pradesh

### # H\_ADULT\_M: HIRED ADULT MALE

Value	Label	Cases	Percentage
9		3728	0.1%
90		20	0.0%
91		3	0.0%
92		2	0.0%
924		1	0.0%
93		2	0.0%
94		1	0.0%
95		9	0.0%
96		4	0.0%
9696		1	0.0%
97		3	0.0%
98		8	0.0%
99		5	0.0%

Warning: these figures indicate the number of cases found in the data file. They cannot be interpreted as summary statistics of the population of interest.

### # H\_ADULT\_F: HIRED ADULT FEMALE

<b>Information</b>	[Type= discrete] [Format=character] [Missing=*]
<b>Statistics [NW/ W]</b>	[Valid=2901633 /-] [Invalid=0 /-]

Value	Label	Cases	Percentage
0		2608239	89.9%
00000		65986	2.3%
00001		24153	0.8%
00002		15471	0.5%
00003		3940	0.1%
00004		2346	0.1%
00005		1268	0.0%
00006		880	0.0%
00007		447	0.0%
00008		444	0.0%
00009		276	0.0%
00010		377	0.0%
00011		137	0.0%
00012		180	0.0%
00013		85	0.0%
00014		102	0.0%
00015		147	0.0%
00016		80	0.0%
00017		46	0.0%
00018		63	0.0%
00019		38	0.0%
00020		94	0.0%
00021		25	0.0%
00022		31	0.0%
00023		26	0.0%



## File : 02 Andhra Pradesh

### # H\_ADULT\_F: HIRED ADULT FEMALE

Value	Label	Cases	Percentage
00024		14	0.0%
00025		38	0.0%
00026		13	0.0%
00027		17	0.0%
00028		23	0.0%
00029		13	0.0%
00030		39	0.0%
00031		11	0.0%
00032		13	0.0%
00033		10	0.0%
00034		9	0.0%
00035		17	0.0%
00036		8	0.0%
00037		5	0.0%
00038		3	0.0%
00039		7	0.0%
00040		25	0.0%
00041		3	0.0%
00042		6	0.0%
00043		4	0.0%
00044		1	0.0%
00045		5	0.0%
00046		5	0.0%
00047		1	0.0%
00048		3	0.0%
00050		18	0.0%
00051		7	0.0%
00052		3	0.0%
00053		3	0.0%
00054		4	0.0%
00055		3	0.0%
00056		5	0.0%
00057		3	0.0%
00058		2	0.0%
00059		2	0.0%
00060		12	0.0%
00061		3	0.0%
00062		4	0.0%
00063		4	0.0%
00064		6	0.0%
00065		1	0.0%
00066		4	0.0%
00067		1	0.0%

## File : 02 Andhra Pradesh

### # H\_ADULT\_F: HIRED ADULT FEMALE

Value	Label	Cases	Percentage
00069		4	0.0%
00070		7	0.0%
00071		3	0.0%
00072		7	0.0%
00074		2	0.0%
00075		12	0.0%
00077		1	0.0%
00078		2	0.0%
00079		1	0.0%
00080		5	0.0%
00081		2	0.0%
00082		1	0.0%
00084		2	0.0%
00085		2	0.0%
00086		3	0.0%
00087		1	0.0%
00088		1	0.0%
00090		4	0.0%
00094		2	0.0%
00095		1	0.0%
00096		2	0.0%
00100		4	0.0%
00102		1	0.0%
00105		3	0.0%
00108		1	0.0%
00111		1	0.0%
00112		1	0.0%
00114		1	0.0%
00116		1	0.0%
00120		2	0.0%
00125		2	0.0%
00129		1	0.0%
00130		1	0.0%
00131		1	0.0%
00135		2	0.0%
00138		1	0.0%
00144		1	0.0%
00150		3	0.0%
00173		1	0.0%
00187		1	0.0%
00193		1	0.0%
00197		1	0.0%
00200		3	0.0%

## File : 02 Andhra Pradesh

### # H\_ADULT\_F: HIRED ADULT FEMALE

Value	Label	Cases	Percentage
00203		2	0.0%
00205		1	0.0%
00211		1	0.0%
00216		1	0.0%
00217		1	0.0%
00237		1	0.0%
00244		1	0.0%
00247		1	0.0%
00250		3	0.0%
00251		1	0.0%
00260		1	0.0%
00286		1	0.0%
00300		3	0.0%
00304		1	0.0%
00350		1	0.0%
00405		1	0.0%
00513		1	0.0%
00600		1	0.0%
00620		1	0.0%
00716		1	0.0%
01284		1	0.0%
01290		1	0.0%
1		92500	3.2%
10		4311	0.1%
100		76	0.0%
101		1	0.0%
103		1	0.0%
104		2	0.0%
105		5	0.0%
106		3	0.0%
107		2	0.0%
108		3	0.0%
11		523	0.0%
110		10	0.0%
112		1	0.0%
113		1	0.0%
114		2	0.0%
115		3	0.0%
117		2	0.0%
118		2	0.0%
12		869	0.0%
120		17	0.0%
1200		1	0.0%

## File : 02 Andhra Pradesh

### # H\_ADULT\_F: HIRED ADULT FEMALE

Value	Label	Cases	Percentage
123		1	0.0%
125		4	0.0%
129		1	0.0%
13		573	0.0%
130		6	0.0%
132		1	0.0%
134		1	0.0%
137		1	0.0%
139		1	0.0%
14		547	0.0%
140		4	0.0%
143		1	0.0%
144		2	0.0%
145		1	0.0%
148		1	0.0%
149		1	0.0%
15		614	0.0%
150		50	0.0%
151		1	0.0%
152		1	0.0%
155		1	0.0%
156		1	0.0%
158		1	0.0%
16		141	0.0%
160		9	0.0%
17		95	0.0%
170		2	0.0%
173		1	0.0%
175		2	0.0%
18		129	0.0%
180		2	0.0%
183		1	0.0%
185		2	0.0%
186		1	0.0%
19		85	0.0%
193		1	0.0%
195		1	0.0%
196		1	0.0%
2		37295	1.3%
20		822	0.0%
200		22	0.0%
205		1	0.0%
207		1	0.0%

## File : 02 Andhra Pradesh

### # H\_ADULT\_F: HIRED ADULT FEMALE

Value	Label	Cases	Percentage
21		108	0.0%
210		1	0.0%
212		1	0.0%
2145		1	0.0%
215		1	0.0%
22		79	0.0%
220		1	0.0%
225		1	0.0%
23		51	0.0%
232		1	0.0%
24		46	0.0%
240		1	0.0%
241		1	0.0%
243		1	0.0%
246		1	0.0%
247		1	0.0%
25		189	0.0%
250		6	0.0%
26		35	0.0%
27		35	0.0%
28		44	0.0%
280		1	0.0%
29		33	0.0%
293		2	0.0%
3		13962	0.5%
30		300	0.0%
300		11	0.0%
304		1	0.0%
31		26	0.0%
32		52	0.0%
320		2	0.0%
33		21	0.0%
34		26	0.0%
340		1	0.0%
35		105	0.0%
36		28	0.0%
37		15	0.0%
38		24	0.0%
39		28	0.0%
398		1	0.0%
4		7722	0.3%
40		312	0.0%
400		1	0.0%

## File : 02 Andhra Pradesh

### # H\_ADULT\_F: HIRED ADULT FEMALE

Value	Label	Cases	Percentage
402		1	0.0%
41		18	0.0%
42		35	0.0%
43		30	0.0%
44		26	0.0%
440		1	0.0%
45		162	0.0%
46		30	0.0%
460		1	0.0%
47		21	0.0%
48		51	0.0%
49		18	0.0%
491		1	0.0%
5		6048	0.2%
50		287	0.0%
500		2	0.0%
51		12	0.0%
52		21	0.0%
53		10	0.0%
54		18	0.0%
540		1	0.0%
55		29	0.0%
56		9	0.0%
57		6	0.0%
58		11	0.0%
59		10	0.0%
6		3011	0.1%
60		147	0.0%
600		1	0.0%
61		8	0.0%
62		8	0.0%
63		11	0.0%
64		5	0.0%
65		25	0.0%
66		5	0.0%
67		6	0.0%
68		13	0.0%
69		7	0.0%
7		1230	0.0%
70		63	0.0%
71		4	0.0%
72		9	0.0%
73		5	0.0%

## File : 02 Andhra Pradesh

### # H\_ADULT\_F: HIRED ADULT FEMALE

Value	Label	Cases	Percentage
74		5	0.0%
75		30	0.0%
76		4	0.0%
77		1	0.0%
78		7	0.0%
79		5	0.0%
8		1883	0.1%
80		46	0.0%
81		2	0.0%
82		5	0.0%
83		3	0.0%
84		2	0.0%
85		7	0.0%
86		3	0.0%
88		3	0.0%
9		726	0.0%
90		27	0.0%
91		4	0.0%
92		4	0.0%
93		2	0.0%
94		3	0.0%
95		6	0.0%
96		1	0.0%
97		2	0.0%
98		2	0.0%
99		5	0.0%

Warning: these figures indicate the number of cases found in the data file. They cannot be interpreted as summary statistics of the population of interest.

### # H\_CHILD\_M: HIRED CHIELD MALE

**Information** [Type= discrete] [Format=character] [Missing=\*]

**Statistics [NW/ W]** [Valid=2901348 /-] [Invalid=0 /-]

Value	Label	Cases	Percentage
0		2723978	93.9%
00000		117146	4.0%
1		43425	1.5%
10		93	0.0%
100		4	0.0%
11		8	0.0%
12		15	0.0%
13		1	0.0%
14		2	0.0%
15		17	0.0%
16		3	0.0%
17		1	0.0%

## File : 02 Andhra Pradesh

### # H\_CHILD\_M: HIRED CHIELD MALE

Value	Label	Cases	Percentage
18		5	0.0%
186		1	0.0%
19		1	0.0%
1923		1	0.0%
2		12613	0.4%
20		11	0.0%
21		2	0.0%
216		1	0.0%
24		1	0.0%
24432		1	0.0%
25		2	0.0%
27202		1	0.0%
3		2285	0.1%
30		6	0.0%
31		1	0.0%
33		1	0.0%
34		1	0.0%
39		1	0.0%
4		1035	0.0%
40		1	0.0%
42		1	0.0%
45		1	0.0%
5		378	0.0%
50		2	0.0%
51		1	0.0%
6		172	0.0%
60		2	0.0%
65202		1	0.0%
7		43	0.0%
70		2	0.0%
8		65	0.0%
80		2	0.0%
9		14	0.0%

Warning: these figures indicate the number of cases found in the data file. They cannot be interpreted as summary statistics of the population of interest.

### # H\_CHILD\_F: HIRED CHIELD FEMALE

<b>Information</b>	[Type= discrete] [Format=character] [Missing=*]		
<b>Statistics [NW/ W]</b>	[Valid=2901046 /-] [Invalid=0 /-]		
Value	Label	Cases	Percentage
0		2776007	95.7%
00000		117146	4.0%
1		5383	0.2%
10		86	0.0%
100		1	0.0%



## File : 02 Andhra Pradesh

### # H\_CHILD\_F: HIRED CHIELD FEMALE

Value	Label	Cases	Percentage
11		3	0.0%
12		11	0.0%
12609		2	0.0%
12805		1	0.0%
13		3	0.0%
14		6	0.0%
15		27	0.0%
150		1	0.0%
16		2	0.0%
17		2	0.0%
18		5	0.0%
19		1	0.0%
2		1458	0.1%
20		22	0.0%
212		1	0.0%
23		1	0.0%
25		6	0.0%
3		373	0.0%
30		8	0.0%
35		1	0.0%
4		202	0.0%
40		2	0.0%
41		1	0.0%
48		3	0.0%
5		142	0.0%
50		6	0.0%
56		1	0.0%
6		56	0.0%
60		2	0.0%
7		19	0.0%
70		2	0.0%
8		43	0.0%
9		10	0.0%

Warning: these figures indicate the number of cases found in the data file. They cannot be interpreted as summary statistics of the population of interest.

### # T\_HIRED: TOTAL OF HIRED

<b>Information</b>	[Type= discrete] [Format=character] [Missing=*]		
<b>Statistics [NW/ W]</b>	[Valid=2901950 /-] [Invalid=0 /-]		
Value	Label	Cases	Percentage
0		2228028	76.8%
00001		35248	1.2%
00002		33033	1.1%
00003		12867	0.4%
00004		8339	0.3%

## File : 02 Andhra Pradesh

### # T\_HIRED: TOTAL OF HIRED

Value	Label	Cases	Percentage
00005		4674	0.2%
00006		3418	0.1%
00007		2127	0.1%
00008		2042	0.1%
00009		1348	0.0%
00010		1806	0.1%
00011		1057	0.0%
00012		1263	0.0%
00013		902	0.0%
00014		819	0.0%
00015		884	0.0%
00016		635	0.0%
00017		474	0.0%
00018		480	0.0%
00019		331	0.0%
00020		576	0.0%
00021		275	0.0%
00022		294	0.0%
00023		200	0.0%
00024		207	0.0%
00025		281	0.0%
00026		200	0.0%
00027		151	0.0%
00028		157	0.0%
00029		115	0.0%
00030		250	0.0%
00031		93	0.0%
00032		123	0.0%
00033		91	0.0%
00034		91	0.0%
00035		89	0.0%
00036		82	0.0%
00037		70	0.0%
00038		67	0.0%
00039		44	0.0%
00040		109	0.0%
00041		54	0.0%
00042		58	0.0%
00043		38	0.0%
00044		39	0.0%
00045		53	0.0%
00046		35	0.0%
00047		24	0.0%

## File : 02 Andhra Pradesh

### # T\_HIRED: TOTAL OF HIRED

Value	Label	Cases	Percentage
00048		35	0.0%
00049		22	0.0%
00050		73	0.0%
00051		30	0.0%
00052		30	0.0%
00053		26	0.0%
00054		26	0.0%
00055		32	0.0%
00056		24	0.0%
00057		23	0.0%
00058		23	0.0%
00059		19	0.0%
00060		49	0.0%
00061		19	0.0%
00062		17	0.0%
00063		21	0.0%
00064		24	0.0%
00065		22	0.0%
00066		15	0.0%
00067		16	0.0%
00068		19	0.0%
00069		14	0.0%
00070		34	0.0%
00071		24	0.0%
00072		15	0.0%
00073		16	0.0%
00074		15	0.0%
00075		18	0.0%
00076		6	0.0%
00077		11	0.0%
00078		15	0.0%
00079		13	0.0%
00080		17	0.0%
00081		9	0.0%
00082		16	0.0%
00083		18	0.0%
00084		9	0.0%
00085		11	0.0%
00086		7	0.0%
00087		7	0.0%
00088		15	0.0%
00089		6	0.0%
00090		18	0.0%

## File : 02 Andhra Pradesh

### # T\_HIRED: TOTAL OF HIRED

Value	Label	Cases	Percentage
00091		10	0.0%
00092		5	0.0%
00093		5	0.0%
00094		5	0.0%
00095		5	0.0%
00096		6	0.0%
00097		7	0.0%
00098		4	0.0%
00099		3	0.0%
00100		22	0.0%
00101		7	0.0%
00102		11	0.0%
00103		9	0.0%
00104		8	0.0%
00105		13	0.0%
00106		7	0.0%
00107		6	0.0%
00108		3	0.0%
00109		3	0.0%
00110		6	0.0%
00111		6	0.0%
00112		6	0.0%
00113		3	0.0%
00114		5	0.0%
00115		7	0.0%
00116		6	0.0%
00117		4	0.0%
00118		7	0.0%
00119		4	0.0%
00120		10	0.0%
00121		2	0.0%
00122		1	0.0%
00123		4	0.0%
00124		3	0.0%
00125		6	0.0%
00126		2	0.0%
00127		7	0.0%
00128		2	0.0%
00129		1	0.0%
00130		10	0.0%
00131		3	0.0%
00133		3	0.0%
00134		2	0.0%

**File : 02 Andhra Pradesh**

**# T\_HIRED: TOTAL OF HIRED**

Value	Label	Cases	Percentage
00135		4	0.0%
00136		4	0.0%
00137		1	0.0%
00139		5	0.0%
00140		6	0.0%
00141		2	0.0%
00142		4	0.0%
00143		9	0.0%
00144		3	0.0%
00145		2	0.0%
00146		3	0.0%
00147		1	0.0%
00148		2	0.0%
00149		2	0.0%
00150		14	0.0%
00151		1	0.0%
00152		1	0.0%
00153		3	0.0%
00154		3	0.0%
00155		3	0.0%
00156		1	0.0%
00158		1	0.0%
00159		1	0.0%
00160		2	0.0%
00161		1	0.0%
00162		1	0.0%
00163		1	0.0%
00164		2	0.0%
00165		2	0.0%
00166		1	0.0%
00168		1	0.0%
00169		1	0.0%
00170		1	0.0%
00171		1	0.0%
00172		1	0.0%
00173		1	0.0%
00174		1	0.0%
00175		2	0.0%
00176		3	0.0%
00178		1	0.0%
00180		6	0.0%
00182		1	0.0%
00183		3	0.0%

**File : 02 Andhra Pradesh****# T\_HIRED: TOTAL OF HIRED**

<b>Value</b>	<b>Label</b>	<b>Cases</b>	<b>Percentage</b>
00184		3	0.0%
00185		3	0.0%
00186		3	0.0%
00187		2	0.0%
00193		2	0.0%
00195		3	0.0%
00197		1	0.0%
00199		1	0.0%
00200		4	0.0%
00204		1	0.0%
00207		1	0.0%
00208		1	0.0%
00209		2	0.0%
00210		3	0.0%
00212		1	0.0%
00215		2	0.0%
00216		1	0.0%
00217		1	0.0%
00219		1	0.0%
00220		5	0.0%
00221		1	0.0%
00224		4	0.0%
00225		1	0.0%
00226		1	0.0%
00227		1	0.0%
00228		1	0.0%
00229		1	0.0%
00230		3	0.0%
00231		1	0.0%
00233		1	0.0%
00234		1	0.0%
00235		1	0.0%
00236		2	0.0%
00240		1	0.0%
00241		1	0.0%
00245		2	0.0%
00246		2	0.0%
00250		9	0.0%
00252		3	0.0%
00256		2	0.0%
00257		1	0.0%
00260		1	0.0%
00262		3	0.0%

## File : 02 Andhra Pradesh

### # T\_HIRED: TOTAL OF HIRED

Value	Label	Cases	Percentage
00263		2	0.0%
00265		1	0.0%
00267		1	0.0%
00268		2	0.0%
00269		1	0.0%
00270		3	0.0%
00271		1	0.0%
00276		1	0.0%
00279		1	0.0%
00280		1	0.0%
00281		1	0.0%
00283		2	0.0%
00285		1	0.0%
00290		1	0.0%
00295		3	0.0%
00298		2	0.0%
00299		2	0.0%
00300		7	0.0%
00301		1	0.0%
00303		1	0.0%
00305		3	0.0%
00308		1	0.0%
00310		1	0.0%
00311		1	0.0%
00314		1	0.0%
00315		1	0.0%
00317		1	0.0%
00319		1	0.0%
00320		2	0.0%
00322		2	0.0%
00325		1	0.0%
00326		1	0.0%
00328		1	0.0%
00329		1	0.0%
00330		2	0.0%
00340		1	0.0%
00343		1	0.0%
00345		2	0.0%
00346		1	0.0%
00350		5	0.0%
00356		1	0.0%
00362		1	0.0%
00370		2	0.0%

**File : 02 Andhra Pradesh**

**# T\_HIRED: TOTAL OF HIRED**

Value	Label	Cases	Percentage
00376		2	0.0%
00377		1	0.0%
00383		1	0.0%
00384		2	0.0%
00387		1	0.0%
00389		1	0.0%
00390		1	0.0%
00397		1	0.0%
00398		1	0.0%
00400		3	0.0%
00406		1	0.0%
00410		1	0.0%
00412		1	0.0%
00420		2	0.0%
00422		2	0.0%
00426		2	0.0%
00432		1	0.0%
00433		1	0.0%
00435		1	0.0%
00436		1	0.0%
00440		1	0.0%
00443		1	0.0%
00444		1	0.0%
00446		1	0.0%
00450		1	0.0%
00454		1	0.0%
00458		1	0.0%
00470		1	0.0%
00471		1	0.0%
00473		1	0.0%
00482		1	0.0%
00483		1	0.0%
00485		1	0.0%
00490		1	0.0%
00491		1	0.0%
00500		3	0.0%
00503		1	0.0%
00506		1	0.0%
00513		1	0.0%
00514		2	0.0%
00515		1	0.0%
00516		1	0.0%
00519		1	0.0%



**File : 02 Andhra Pradesh****# T\_HIRED: TOTAL OF HIRED**

<b>Value</b>	<b>Label</b>	<b>Cases</b>	<b>Percentage</b>
00521		1	0.0%
00522		1	0.0%
00525		1	0.0%
00530		1	0.0%
00537		2	0.0%
00538		1	0.0%
00551		1	0.0%
00552		1	0.0%
00556		1	0.0%
00560		1	0.0%
00565		2	0.0%
00570		2	0.0%
00572		1	0.0%
00573		1	0.0%
00576		1	0.0%
00587		2	0.0%
00590		1	0.0%
00595		1	0.0%
00596		1	0.0%
00597		2	0.0%
00600		1	0.0%
00604		2	0.0%
00605		1	0.0%
00617		1	0.0%
00619		2	0.0%
00621		1	0.0%
00625		1	0.0%
00631		1	0.0%
00637		2	0.0%
00638		2	0.0%
00644		1	0.0%
00647		2	0.0%
00648		1	0.0%
00668		1	0.0%
00680		1	0.0%
00706		1	0.0%
00710		1	0.0%
00726		1	0.0%
00750		1	0.0%
00761		1	0.0%
00781		1	0.0%
00782		1	0.0%
00786		1	0.0%

## File : 02 Andhra Pradesh

### # T\_HIRED: TOTAL OF HIRED

Value	Label	Cases	Percentage
00790		1	0.0%
00803		1	0.0%
00813		1	0.0%
00817		1	0.0%
00825		1	0.0%
00849		2	0.0%
00866		1	0.0%
00870		2	0.0%
00878		1	0.0%
00891		1	0.0%
00900		2	0.0%
00903		1	0.0%
00969		1	0.0%
01026		1	0.0%
01036		1	0.0%
01045		1	0.0%
01152		1	0.0%
01200		1	0.0%
01279		1	0.0%
01297		1	0.0%
01390		1	0.0%
01428		1	0.0%
01500		1	0.0%
01600		1	0.0%
01608		1	0.0%
01701		1	0.0%
01805		1	0.0%
01865		1	0.0%
01874		1	0.0%
01955		1	0.0%
02300		1	0.0%
02466		1	0.0%
02640		1	0.0%
03105		1	0.0%
03464		1	0.0%
1		243128	8.4%
10		6287	0.2%
100		90	0.0%
1000		3	0.0%
101		16	0.0%
102		21	0.0%
1022		1	0.0%
103		6	0.0%

## File : 02 Andhra Pradesh

### # T\_HIRED: TOTAL OF HIRED

Value	Label	Cases	Percentage
1031		1	0.0%
104		4	0.0%
105		11	0.0%
106		7	0.0%
107		6	0.0%
108		12	0.0%
109		12	0.0%
11		2804	0.1%
110		36	0.0%
111		5	0.0%
112		4	0.0%
1128		1	0.0%
113		7	0.0%
114		3	0.0%
115		8	0.0%
116		5	0.0%
117		7	0.0%
118		2	0.0%
119		5	0.0%
12		3499	0.1%
120		42	0.0%
1200		1	0.0%
121		7	0.0%
122		3	0.0%
123		3	0.0%
124		3	0.0%
125		15	0.0%
126		2	0.0%
128		7	0.0%
129		2	0.0%
13		1698	0.1%
130		17	0.0%
131		3	0.0%
132		4	0.0%
133		5	0.0%
134		1	0.0%
135		3	0.0%
136		3	0.0%
137		2	0.0%
1375		1	0.0%
138		1	0.0%
139		2	0.0%
14		1869	0.1%

## File : 02 Andhra Pradesh

### # T\_HIRED: TOTAL OF HIRED

Value	Label	Cases	Percentage
140		18	0.0%
1400		1	0.0%
1406		1	0.0%
141		4	0.0%
142		2	0.0%
143		3	0.0%
144		3	0.0%
1440		1	0.0%
145		2	0.0%
146		6	0.0%
147		1	0.0%
148		6	0.0%
149		6	0.0%
15		2101	0.1%
150		42	0.0%
1500		2	0.0%
151		11	0.0%
1512		1	0.0%
152		6	0.0%
153		3	0.0%
154		6	0.0%
155		5	0.0%
156		2	0.0%
157		4	0.0%
158		7	0.0%
159		1	0.0%
16		1072	0.0%
160		15	0.0%
161		3	0.0%
162		2	0.0%
163		1	0.0%
164		2	0.0%
165		2	0.0%
166		2	0.0%
167		1	0.0%
168		2	0.0%
169		2	0.0%
17		766	0.0%
170		7	0.0%
174		3	0.0%
175		8	0.0%
176		1	0.0%
177		3	0.0%

## File : 02 Andhra Pradesh

### # T\_HIRED: TOTAL OF HIRED

Value	Label	Cases	Percentage
178		1	0.0%
18		1200	0.0%
180		12	0.0%
1800		1	0.0%
1810		1	0.0%
182		1	0.0%
1824		1	0.0%
183		2	0.0%
184		2	0.0%
185		4	0.0%
186		2	0.0%
187		3	0.0%
1878		1	0.0%
188		1	0.0%
189		2	0.0%
19		732	0.0%
190		6	0.0%
191		2	0.0%
192		2	0.0%
1923		1	0.0%
193		2	0.0%
194		2	0.0%
195		4	0.0%
196		2	0.0%
197		3	0.0%
198		1	0.0%
2		129434	4.5%
20		3223	0.1%
200		41	0.0%
2000		2	0.0%
201		1	0.0%
202		1	0.0%
203		2	0.0%
204		2	0.0%
205		4	0.0%
206		1	0.0%
207		3	0.0%
208		1	0.0%
209		2	0.0%
21		629	0.0%
210		8	0.0%
211		1	0.0%
2110		1	0.0%

## File : 02 Andhra Pradesh

### # T\_HIRED: TOTAL OF HIRED

Value	Label	Cases	Percentage
212		4	0.0%
213		1	0.0%
214		3	0.0%
215		4	0.0%
216		3	0.0%
217		1	0.0%
218		2	0.0%
219		4	0.0%
2190		1	0.0%
22		1039	0.0%
220		10	0.0%
221		2	0.0%
222		1	0.0%
223		1	0.0%
225		3	0.0%
2250		1	0.0%
23		673	0.0%
230		3	0.0%
231		1	0.0%
232		2	0.0%
233		1	0.0%
234		1	0.0%
237		1	0.0%
24		555	0.0%
240		1	0.0%
241		1	0.0%
243		1	0.0%
245		4	0.0%
246		1	0.0%
248		1	0.0%
25		742	0.0%
250		18	0.0%
2500		1	0.0%
251		1	0.0%
253		1	0.0%
2540		1	0.0%
255		1	0.0%
256		1	0.0%
258		2	0.0%
26		255	0.0%
260		4	0.0%
2600		1	0.0%
263		1	0.0%

## File : 02 Andhra Pradesh

### # T\_HIRED: TOTAL OF HIRED

Value	Label	Cases	Percentage
264		1	0.0%
265		2	0.0%
267		1	0.0%
268		1	0.0%
269		1	0.0%
27		180	0.0%
270		5	0.0%
272		1	0.0%
273		1	0.0%
275		2	0.0%
278		2	0.0%
279		1	0.0%
28		220	0.0%
280		3	0.0%
2800		1	0.0%
283		1	0.0%
284		1	0.0%
285		2	0.0%
287		2	0.0%
288		3	0.0%
29		209	0.0%
290		1	0.0%
293		1	0.0%
294		1	0.0%
295		2	0.0%
296		1	0.0%
298		2	0.0%
2980		1	0.0%
299		1	0.0%
3		54388	1.9%
30		902	0.0%
300		15	0.0%
301		2	0.0%
303		1	0.0%
304		4	0.0%
305		2	0.0%
306		2	0.0%
308		2	0.0%
31		215	0.0%
310		2	0.0%
3140		1	0.0%
315		1	0.0%
316		1	0.0%

## File : 02 Andhra Pradesh

### # T\_HIRED: TOTAL OF HIRED

Value	Label	Cases	Percentage
318		1	0.0%
32		179	0.0%
320		2	0.0%
323		1	0.0%
325		2	0.0%
327		1	0.0%
329		2	0.0%
33		127	0.0%
330		5	0.0%
332		1	0.0%
338		1	0.0%
34		131	0.0%
340		1	0.0%
343		1	0.0%
346		1	0.0%
35		245	0.0%
350		12	0.0%
354		1	0.0%
36		119	0.0%
360		5	0.0%
363		1	0.0%
365		2	0.0%
367		2	0.0%
37		81	0.0%
370		3	0.0%
372		1	0.0%
375		2	0.0%
378		1	0.0%
379		1	0.0%
38		79	0.0%
380		1	0.0%
386		1	0.0%
389		1	0.0%
39		84	0.0%
39523		1	0.0%
4		37448	1.3%
40		392	0.0%
400		7	0.0%
40190		1	0.0%
406		1	0.0%
409		1	0.0%
41		123	0.0%
410		1	0.0%



## File : 02 Andhra Pradesh

### # T\_HIRED: TOTAL OF HIRED

Value	Label	Cases	Percentage
419		1	0.0%
42		118	0.0%
420		2	0.0%
4200		1	0.0%
426		1	0.0%
428		1	0.0%
43		80	0.0%
430		1	0.0%
4360		1	0.0%
437		1	0.0%
44		78	0.0%
45		209	0.0%
450		2	0.0%
451		1	0.0%
454		2	0.0%
456		1	0.0%
459		1	0.0%
46		117	0.0%
460		3	0.0%
463		1	0.0%
465		1	0.0%
47		72	0.0%
475		3	0.0%
48		79	0.0%
480		3	0.0%
483		1	0.0%
484		1	0.0%
485		1	0.0%
489		1	0.0%
49		80	0.0%
494		1	0.0%
497		1	0.0%
5		20552	0.7%
50		350	0.0%
500		6	0.0%
501		1	0.0%
502		1	0.0%
51		129	0.0%
510		1	0.0%
515		1	0.0%
516		1	0.0%
519		1	0.0%
52		93	0.0%

**File : 02 Andhra Pradesh**

**# T\_HIRED: TOTAL OF HIRED**

Value	Label	Cases	Percentage
525		1	0.0%
526		1	0.0%
53		42	0.0%
54		40	0.0%
542		1	0.0%
546		1	0.0%
549		1	0.0%
55		92	0.0%
550		2	0.0%
56		46	0.0%
564		1	0.0%
566		1	0.0%
57		35	0.0%
5735		1	0.0%
5738		1	0.0%
576		1	0.0%
579		1	0.0%
58		46	0.0%
59		39	0.0%
590		1	0.0%
6		14845	0.5%
60		168	0.0%
600		4	0.0%
603		1	0.0%
61		76	0.0%
610		1	0.0%
614		1	0.0%
6170		1	0.0%
62		40	0.0%
625		1	0.0%
63		35	0.0%
632		2	0.0%
634		1	0.0%
64		24	0.0%
640		1	0.0%
65		64	0.0%
651		1	0.0%
658		1	0.0%
66		32	0.0%
67		17	0.0%
670		1	0.0%
673		1	0.0%
68		28	0.0%

## File : 02 Andhra Pradesh

### # T\_HIRED: TOTAL OF HIRED

Value	Label	Cases	Percentage
69		21	0.0%
690		1	0.0%
699		1	0.0%
7		7988	0.3%
70		99	0.0%
700		1	0.0%
71		27	0.0%
72		29	0.0%
720		1	0.0%
724		1	0.0%
73		24	0.0%
732		2	0.0%
74		15	0.0%
740		1	0.0%
748		1	0.0%
75		37	0.0%
76		21	0.0%
760		1	0.0%
768		1	0.0%
77		17	0.0%
78		11	0.0%
78157		1	0.0%
79		16	0.0%
8		7784	0.3%
80		68	0.0%
800		2	0.0%
806		1	0.0%
81		23	0.0%
82		8	0.0%
83		9	0.0%
84		13	0.0%
840		1	0.0%
85		12	0.0%
86		8	0.0%
869		1	0.0%
87		8	0.0%
88		10	0.0%
886		1	0.0%
89		7	0.0%
9		4891	0.2%
90		36	0.0%
900		2	0.0%
91		13	0.0%

## File : 02 Andhra Pradesh

### # T\_HIRED: TOTAL OF HIRED

Value	Label	Cases	Percentage
92		12	0.0%
920		1	0.0%
926		1	0.0%
929		1	0.0%
93		10	0.0%
94		3	0.0%
95		14	0.0%
96		5	0.0%
9696		1	0.0%
97		5	0.0%
972		1	0.0%
98		9	0.0%
99		9	0.0%

Warning: these figures indicate the number of cases found in the data file. They cannot be interpreted as summary statistics of the population of interest.

### # REMAKS: REMARKS

<b>Information</b>	[Type= discrete] [Format=character] [Missing=*]
<b>Statistics [NW/ W]</b>	[Valid=2896931 /-] [Invalid=0 /-]

### # TYPE\_ENTERP: TYPE OF ENTERPRISE

<b>Information</b>	[Type= discrete] [Format=character] [Missing=*]
<b>Statistics [NW/ W]</b>	[Valid=2902542 /-] [Invalid=0 /-]

Value	Label	Cases	Percentage
1		2228620	76.8%
2		540891	18.6%
3		133031	4.6%

Warning: these figures indicate the number of cases found in the data file. They cannot be interpreted as summary statistics of the population of interest.

### # MAJOR\_ACT: MAJOR ACTIVITY CODE

<b>Information</b>	[Type= discrete] [Format=character] [Missing=*]
<b>Statistics [NW/ W]</b>	[Valid=2902542 /-] [Invalid=0 /-]

Value	Label	Cases	Percentage
01		461014	15.9%
02		138620	4.8%
04		8597	0.3%
05		529209	18.2%
06		1311	0.0%
07		30512	1.1%
08		50674	1.7%
09		851359	29.3%
10		99184	3.4%
11		57051	2.0%
12		4321	0.1%
13		39847	1.4%

## File : 02 Andhra Pradesh

### # MAJOR\_ACT: MAJOR ACTIVITY CODE

Value	Label	Cases	Percentage
14		53775	1.9%
15		577057	19.9%
16		11	0.0%

Warning: these figures indicate the number of cases found in the data file. They cannot be interpreted as summary statistics of the population of interest.

### # SIZE\_EMP1: SIZE OF EMPLOYMENT CODE-1

<b>Information</b>	[Type= discrete] [Format=character] [Missing=*]
<b>Statistics [NW/ W]</b>	[Valid=2902542 /-] [Invalid=0 /-]

Value	Label	Cases	Percentage
1	Employee size 0 to 1	1369630	47.2%
2	Employee size 2	940644	32.4%
3	Employee size 3	257629	8.9%
4	Employee size 4	123296	4.2%
5	Employee size 5	57483	2.0%
6	Employee size 6 to 9	85502	2.9%
7	Employee size >9	68358	2.4%

Warning: these figures indicate the number of cases found in the data file. They cannot be interpreted as summary statistics of the population of interest.

### # SIZE\_EMP2: SIZE OF EMPLOYMENT CODE-2

<b>Information</b>	[Type= discrete] [Format=character] [Missing=*]
<b>Statistics [NW/ W]</b>	[Valid=2902542 /-] [Invalid=0 /-]

Value	Label	Cases	Percentage
01	Employee size 0 to 1	1369630	47.2%
02	Employee size 2	940644	32.4%
03	Employee size 3	257629	8.9%
04	Employee size 4	123296	4.2%
05	Employee size 5	57483	2.0%
07	Employee size 6 to 9	85502	2.9%
08	Employee size 10 to 14	31683	1.1%
09	Employee size 15 to 19	11290	0.4%
10	Employee size 20 to 24	9047	0.3%
11	Employee size 25 to 49	9112	0.3%
12	Employee size 50 to 99	5324	0.2%
13	Employee size 100 to 199	1096	0.0%
14	Employee size 200 to 499	552	0.0%
15	Employee size >=500	254	0.0%

Warning: these figures indicate the number of cases found in the data file. They cannot be interpreted as summary statistics of the population of interest.

### # FITTER: FILLER

<b>Information</b>	[Type= discrete] [Format=character] [Missing=*]
<b>Statistics [NW/ W]</b>	[Valid=2902542 /-] [Invalid=0 /-]

Value	Label	Cases	Percentage
0		2902542	100.0%

Warning: these figures indicate the number of cases found in the data file. They cannot be interpreted as summary statistics of the population of interest.

## File : 03 Arunachal Pradesh

### # FILE\_ID: FILE-ID

**Information** [Type= discrete] [Format=character] [Missing=\*]

**Statistics [NW/ W]** [Valid=20694 /-] [Invalid=0 /-]

Value	Label	Cases	Percentage
EC98AD		20694	100.0%

*Warning: these figures indicate the number of cases found in the data file. They cannot be interpreted as summary statistics of the population of interest.*

### # ID\_NO: IDENTIFICATION NO (ID NO)

**Information** [Type= discrete] [Format=character] [Missing=\*]

**Statistics [NW/ W]** [Valid=20694 /-] [Invalid=0 /-]

### # ST: STATE CODE

**Information** [Type= discrete] [Format=character] [Missing=\*]

**Statistics [NW/ W]** [Valid=20694 /-] [Invalid=0 /-]

Value	Label	Cases	Percentage
03	Arunachal Pradesh	20694	100.0%

*Warning: these figures indicate the number of cases found in the data file. They cannot be interpreted as summary statistics of the population of interest.*

### # DT: DISTRICT CODE

**Information** [Type= discrete] [Format=character] [Missing=\*]

**Statistics [NW/ W]** [Valid=20694 /-] [Invalid=0 /-]

Value	Label	Cases	Percentage
01	TAWANG	558	2.7%
02	WEST KAMENG	1754	8.5%
03	EAST KAMENG	768	3.7%
04	LOWER SUBANSIRI	1309	6.3%
05	UPPER SUBANSIRI	820	4.0%
06	WEST SIANG	2712	13.1%
07	EAST SIANG	1907	9.2%
08	DIBANG VALLEY	1025	5.0%
09	LOHIT	2966	14.3%
10	CHANGLANG	2278	11.0%
11	TIRAP	1335	6.5%
12	PAPUM PARE	2697	13.0%
13	UPPER SIANG	565	2.7%

*Warning: these figures indicate the number of cases found in the data file. They cannot be interpreted as summary statistics of the population of interest.*

### # TEH: TEHSIL CODE

**Information** [Type= discrete] [Format=character] [Missing=\*]

**Statistics [NW/ W]** [Valid=20694 /-] [Invalid=0 /-]

Value	Label	Cases	Percentage
000		6149	29.7%
001		2907	14.0%
002		2151	10.4%
003		1610	7.8%
004		1302	6.3%

## File : 03 Arunachal Pradesh

### # TEH: TEHSIL CODE

Value	Label	Cases	Percentage
005		1616	7.8%
006		1607	7.8%
007		867	4.2%
008		842	4.1%
009		448	2.2%
010		514	2.5%
011		289	1.4%
012		119	0.6%
013		58	0.3%
014		32	0.2%
015		78	0.4%
016		2	0.0%
017		103	0.5%

Warning: these figures indicate the number of cases found in the data file. They cannot be interpreted as summary statistics of the population of interest.

### # CD\_BLOCK: CD BLOCK

<b>Information</b>	[Type= discrete] [Format=character] [Missing=*]
<b>Statistics [NW/ W]</b>	[Valid=20694 /-] [Invalid=0 /-]

Value	Label	Cases	Percentage
00		16296	78.7%
01		1578	7.6%
02		758	3.7%
03		586	2.8%
04		495	2.4%
05		348	1.7%
06		276	1.3%
07		215	1.0%
08		12	0.1%
09		130	0.6%

Warning: these figures indicate the number of cases found in the data file. They cannot be interpreted as summary statistics of the population of interest.

### # SECTOR: SECTOR CODE

<b>Information</b>	[Type= discrete] [Format=character] [Missing=*]
<b>Statistics [NW/ W]</b>	[Valid=20694 /-] [Invalid=0 /-]

Value	Label	Cases	Percentage
1	Rural	14545	70.3%
2	Urban	6149	29.7%

Warning: these figures indicate the number of cases found in the data file. They cannot be interpreted as summary statistics of the population of interest.

### # V\_C: VILLAGE CODE

<b>Information</b>	[Type= discrete] [Format=character] [Missing=*]
<b>Statistics [NW/ W]</b>	[Valid=20694 /-] [Invalid=0 /-]

Value	Label	Cases	Percentage
001		576	2.8%

## File : 03 Arunachal Pradesh

### # V\_C: VILLAGE CODE

Value	Label	Cases	Percentage
002		360	1.7%
003		296	1.4%
004		345	1.7%
005		357	1.7%
006		226	1.1%
007		491	2.4%
008		676	3.3%
009		515	2.5%
010		494	2.4%
011		463	2.2%
012		302	1.5%
013		506	2.4%
014		166	0.8%
015		204	1.0%
016		298	1.4%
017		2163	10.5%
018		283	1.4%
019		2972	14.4%
020		389	1.9%
021		166	0.8%
022		230	1.1%
023		423	2.0%
024		388	1.9%
025		154	0.7%
026		193	0.9%
027		1811	8.8%
028		224	1.1%
029		657	3.2%
030		359	1.7%
031		174	0.8%
032		287	1.4%
033		111	0.5%
034		38	0.2%
035		58	0.3%
036		288	1.4%
037		88	0.4%
038		200	1.0%
039		96	0.5%
040		177	0.9%
041		107	0.5%
042		204	1.0%
043		145	0.7%
044		98	0.5%



## File : 03 Arunachal Pradesh

### # V\_C: VILLAGE CODE

Value	Label	Cases	Percentage
045		88	0.4%
046		29	0.1%
047		57	0.3%
048		353	1.7%
049		131	0.6%
050		30	0.1%
051		41	0.2%
052		14	0.1%
053		21	0.1%
054		34	0.2%
055		85	0.4%
056		24	0.1%
057		13	0.1%
058		1	0.0%
059		9	0.0%
060		5	0.0%
061		3	0.0%
062		1	0.0%
063		18	0.1%
064		2	0.0%
065		16	0.1%
066		2	0.0%
067		346	1.7%
068		3	0.0%
069		2	0.0%
070		2	0.0%
071		3	0.0%
072		20	0.1%
073		9	0.0%
075		36	0.2%
076		1	0.0%
077		102	0.5%
078		2	0.0%
079		2	0.0%
080		3	0.0%
081		51	0.2%
082		2	0.0%
084		7	0.0%
086		2	0.0%
087		1	0.0%
088		1	0.0%
089		1	0.0%
090		237	1.1%

## File : 03 Arunachal Pradesh

### # V\_C: VILLAGE CODE

Value	Label	Cases	Percentage
094		1	0.0%
099		4	0.0%
107		2	0.0%
108		1	0.0%
112		2	0.0%
114		1	0.0%
115		4	0.0%
117		1	0.0%
119		109	0.5%
124		1	0.0%

Warning: these figures indicate the number of cases found in the data file. They cannot be interpreted as summary statistics of the population of interest.

### # WARD: WARD CODE

<b>Information</b>	[Type= discrete] [Format=character] [Missing=*]
<b>Statistics [NW/ W]</b>	[Valid=20694 /-] [Invalid=0 /-]

Value	Label	Cases	Percentage
000		20690	100.0%
100		1	0.0%
300		2	0.0%
400		1	0.0%

Warning: these figures indicate the number of cases found in the data file. They cannot be interpreted as summary statistics of the population of interest.

### # IV\_UNIT: IV UNIT

<b>Information</b>	[Type= discrete] [Format=character] [Missing=*]
<b>Statistics [NW/ W]</b>	[Valid=20694 /-] [Invalid=0 /-]

Value	Label	Cases	Percentage
000		14545	70.3%
001		6149	29.7%

Warning: these figures indicate the number of cases found in the data file. They cannot be interpreted as summary statistics of the population of interest.

### # UFS\_BLOCK: UFS BLOCK

<b>Information</b>	[Type= discrete] [Format=character] [Missing=*]
<b>Statistics [NW/ W]</b>	[Valid=20694 /-] [Invalid=0 /-]

Value	Label	Cases	Percentage
00		14545	70.3%
01		254	1.2%
02		330	1.6%
03		788	3.8%
04		548	2.6%
05		293	1.4%
06		437	2.1%
07		242	1.2%
08		601	2.9%
09		643	3.1%

## File : 03 Arunachal Pradesh

### # UFS\_BLOCK: UFS BLOCK

Value	Label	Cases	Percentage
10		324	1.6%
11		200	1.0%
12		191	0.9%
13		240	1.2%
14		50	0.2%
15		372	1.8%
16		119	0.6%
17		172	0.8%
18		99	0.5%
19		49	0.2%
20		53	0.3%
21		48	0.2%
22		37	0.2%
23		6	0.0%
24		3	0.0%
26		3	0.0%
27		47	0.2%

Warning: these figures indicate the number of cases found in the data file. They cannot be interpreted as summary statistics of the population of interest.

### # P\_NO: PAGE NO

**Information** [Type= discrete] [Format=character] [Missing=\*

**Statistics [NW/ W]** [Valid=20694 /-] [Invalid=0 /-]

Value	Label	Cases	Percentage
001		849	4.1%
002		359	1.7%
003		236	1.1%
004		210	1.0%
005		187	0.9%
006		155	0.7%
007		160	0.8%
008		144	0.7%
009		134	0.6%
010		128	0.6%
011		125	0.6%
012		120	0.6%
013		114	0.6%
014		119	0.6%
015		101	0.5%
016		95	0.5%
017		96	0.5%
018		92	0.4%
019		84	0.4%
020		106	0.5%
021		82	0.4%

## File : 03 Arunachal Pradesh

# P\_NO: PAGE NO

Value	Label	Cases	Percentage
022		85	0.4%
023		81	0.4%
024		85	0.4%
025		84	0.4%
026		75	0.4%
027		91	0.4%
028		82	0.4%
029		79	0.4%
030		89	0.4%
031		79	0.4%
032		83	0.4%
033		90	0.4%
034		87	0.4%
035		82	0.4%
036		84	0.4%
037		77	0.4%
038		88	0.4%
039		83	0.4%
040		80	0.4%
041		88	0.4%
042		79	0.4%
043		86	0.4%
044		88	0.4%
045		86	0.4%
046		90	0.4%
047		89	0.4%
048		82	0.4%
049		85	0.4%
050		81	0.4%
051		86	0.4%
052		72	0.3%
053		75	0.4%
054		75	0.4%
055		77	0.4%
056		77	0.4%
057		84	0.4%
058		83	0.4%
059		79	0.4%
060		73	0.4%
061		80	0.4%
062		76	0.4%
063		77	0.4%
064		81	0.4%

## File : 03 Arunachal Pradesh

# P\_NO: PAGE NO

Value	Label	Cases	Percentage
065		84	0.4%
066		80	0.4%
067		94	0.5%
068		82	0.4%
069		77	0.4%
070		84	0.4%
071		83	0.4%
072		80	0.4%
073		67	0.3%
074		63	0.3%
075		73	0.4%
076		73	0.4%
077		65	0.3%
078		68	0.3%
079		77	0.4%
080		68	0.3%
081		75	0.4%
082		80	0.4%
083		65	0.3%
084		73	0.4%
085		74	0.4%
086		70	0.3%
087		64	0.3%
088		66	0.3%
089		70	0.3%
090		73	0.4%
091		62	0.3%
092		74	0.4%
093		67	0.3%
094		65	0.3%
095		65	0.3%
096		61	0.3%
097		75	0.4%
098		66	0.3%
099		62	0.3%
100		57	0.3%
101		54	0.3%
102		55	0.3%
103		55	0.3%
104		79	0.4%
105		56	0.3%
106		56	0.3%
107		46	0.2%

## File : 03 Arunachal Pradesh

# P\_NO: PAGE NO

Value	Label	Cases	Percentage
108		45	0.2%
109		52	0.3%
110		44	0.2%
111		45	0.2%
112		55	0.3%
113		49	0.2%
114		46	0.2%
115		50	0.2%
116		48	0.2%
117		50	0.2%
118		39	0.2%
119		47	0.2%
120		49	0.2%
121		44	0.2%
122		50	0.2%
123		48	0.2%
124		54	0.3%
125		43	0.2%
126		39	0.2%
127		49	0.2%
128		46	0.2%
129		57	0.3%
130		50	0.2%
131		44	0.2%
132		48	0.2%
133		50	0.2%
134		52	0.3%
135		54	0.3%
136		49	0.2%
137		51	0.2%
138		59	0.3%
139		54	0.3%
140		58	0.3%
141		44	0.2%
142		53	0.3%
143		57	0.3%
144		63	0.3%
145		57	0.3%
146		62	0.3%
147		59	0.3%
148		55	0.3%
149		58	0.3%
150		56	0.3%

## File : 03 Arunachal Pradesh

# P\_NO: PAGE NO

Value	Label	Cases	Percentage
151		48	0.2%
152		52	0.3%
153		46	0.2%
154		43	0.2%
155		47	0.2%
156		42	0.2%
157		46	0.2%
158		44	0.2%
159		46	0.2%
160		50	0.2%
161		42	0.2%
162		43	0.2%
163		39	0.2%
164		51	0.2%
165		44	0.2%
166		47	0.2%
167		51	0.2%
168		45	0.2%
169		43	0.2%
170		67	0.3%
171		61	0.3%
172		53	0.3%
173		48	0.2%
174		50	0.2%
175		53	0.3%
176		50	0.2%
177		54	0.3%
178		53	0.3%
179		41	0.2%
180		32	0.2%
181		40	0.2%
182		46	0.2%
183		43	0.2%
184		47	0.2%
185		31	0.1%
186		42	0.2%
187		43	0.2%
188		48	0.2%
189		54	0.3%
190		40	0.2%
191		41	0.2%
192		40	0.2%
193		34	0.2%

## File : 03 Arunachal Pradesh

# P\_NO: PAGE NO

Value	Label	Cases	Percentage
194		43	0.2%
195		52	0.3%
196		47	0.2%
197		44	0.2%
198		41	0.2%
199		37	0.2%
200		39	0.2%
201		38	0.2%
202		49	0.2%
203		37	0.2%
204		39	0.2%
205		44	0.2%
206		45	0.2%
207		45	0.2%
208		50	0.2%
209		44	0.2%
210		48	0.2%
211		49	0.2%
212		45	0.2%
213		43	0.2%
214		40	0.2%
215		48	0.2%
216		41	0.2%
217		42	0.2%
218		46	0.2%
219		37	0.2%
220		46	0.2%
221		43	0.2%
222		43	0.2%
223		41	0.2%
224		45	0.2%
225		40	0.2%
226		43	0.2%
227		43	0.2%
228		45	0.2%
229		41	0.2%
230		42	0.2%
231		35	0.2%
232		35	0.2%
233		26	0.1%
234		37	0.2%
235		40	0.2%
236		32	0.2%



## File : 03 Arunachal Pradesh

# P\_NO: PAGE NO

Value	Label	Cases	Percentage
237		34	0.2%
238		31	0.1%
239		35	0.2%
240		39	0.2%
241		42	0.2%
242		49	0.2%
243		40	0.2%
244		36	0.2%
245		33	0.2%
246		35	0.2%
247		40	0.2%
248		36	0.2%
249		34	0.2%
250		31	0.1%
251		25	0.1%
252		29	0.1%
253		34	0.2%
254		31	0.1%
255		29	0.1%
256		19	0.1%
257		26	0.1%
258		25	0.1%
259		18	0.1%
260		19	0.1%
261		14	0.1%
262		20	0.1%
263		19	0.1%
264		18	0.1%
265		20	0.1%
266		16	0.1%
267		16	0.1%
268		17	0.1%
269		13	0.1%
270		18	0.1%
271		28	0.1%
272		32	0.2%
273		20	0.1%
274		23	0.1%
275		21	0.1%
276		18	0.1%
277		22	0.1%
278		20	0.1%
279		21	0.1%

## File : 03 Arunachal Pradesh

# P\_NO: PAGE NO

Value	Label	Cases	Percentage
280		26	0.1%
281		21	0.1%
282		17	0.1%
283		19	0.1%
284		22	0.1%
285		20	0.1%
286		19	0.1%
287		22	0.1%
288		20	0.1%
289		12	0.1%
290		15	0.1%
291		19	0.1%
292		20	0.1%
293		21	0.1%
294		16	0.1%
295		20	0.1%
296		18	0.1%
297		12	0.1%
298		38	0.2%
299		33	0.2%
300		15	0.1%
301		16	0.1%
302		11	0.1%
303		15	0.1%
304		13	0.1%
305		16	0.1%
306		16	0.1%
307		20	0.1%
308		19	0.1%
309		17	0.1%
310		15	0.1%
311		17	0.1%
312		42	0.2%
313		40	0.2%
314		39	0.2%
315		41	0.2%
316		42	0.2%
317		40	0.2%
318		20	0.1%
319		16	0.1%
320		20	0.1%
321		18	0.1%
322		23	0.1%

## File : 03 Arunachal Pradesh

# P\_NO: PAGE NO

Value	Label	Cases	Percentage
323		24	0.1%
324		20	0.1%
325		16	0.1%
326		15	0.1%
327		20	0.1%
328		19	0.1%
329		20	0.1%
330		16	0.1%
331		20	0.1%
332		19	0.1%
333		20	0.1%
334		17	0.1%
335		13	0.1%
336		18	0.1%
337		14	0.1%
338		18	0.1%
339		25	0.1%
340		18	0.1%
341		20	0.1%
342		14	0.1%
343		16	0.1%
344		12	0.1%
345		20	0.1%
346		20	0.1%
347		13	0.1%
348		18	0.1%
349		19	0.1%
350		20	0.1%
351		20	0.1%
352		16	0.1%
353		21	0.1%
354		21	0.1%
355		19	0.1%
356		16	0.1%
357		19	0.1%
358		23	0.1%
359		15	0.1%
360		16	0.1%
361		10	0.0%
362		15	0.1%
363		11	0.1%
364		9	0.0%
365		19	0.1%

## File : 03 Arunachal Pradesh

# P\_NO: PAGE NO

Value	Label	Cases	Percentage
366		18	0.1%
367		16	0.1%
368		16	0.1%
369		15	0.1%
370		14	0.1%
371		20	0.1%
372		12	0.1%
373		10	0.0%
374		7	0.0%
375		10	0.0%
376		7	0.0%
377		7	0.0%
378		11	0.1%
379		11	0.1%
380		7	0.0%
381		9	0.0%
382		7	0.0%
383		11	0.1%
384		12	0.1%
385		11	0.1%
386		15	0.1%
387		8	0.0%
388		11	0.1%
389		13	0.1%
390		6	0.0%
391		11	0.1%
392		10	0.0%
393		10	0.0%
394		10	0.0%
395		3	0.0%
396		12	0.1%
397		13	0.1%
398		15	0.1%
399		12	0.1%
400		15	0.1%
401		14	0.1%
402		11	0.1%
403		15	0.1%
404		13	0.1%
405		11	0.1%
406		8	0.0%
407		8	0.0%
408		11	0.1%

## File : 03 Arunachal Pradesh

# P\_NO: PAGE NO

Value	Label	Cases	Percentage
409		11	0.1%
410		12	0.1%
411		15	0.1%
412		19	0.1%
413		11	0.1%
414		13	0.1%
415		10	0.0%
416		11	0.1%
417		10	0.0%
418		11	0.1%
419		13	0.1%
420		13	0.1%
421		11	0.1%
422		7	0.0%
423		11	0.1%
424		11	0.1%
425		11	0.1%
426		11	0.1%
427		11	0.1%
428		12	0.1%
429		8	0.0%
430		10	0.0%
431		11	0.1%
432		9	0.0%
433		14	0.1%
434		15	0.1%
435		15	0.1%
436		11	0.1%
437		11	0.1%
438		10	0.0%
439		19	0.1%
440		18	0.1%
441		10	0.0%
442		8	0.0%
443		7	0.0%
444		10	0.0%
445		13	0.1%
446		12	0.1%
447		8	0.0%
448		10	0.0%
449		10	0.0%
450		8	0.0%
451		10	0.0%

## File : 03 Arunachal Pradesh

# P\_NO: PAGE NO

Value	Label	Cases	Percentage
452		11	0.1%
453		8	0.0%
454		7	0.0%
455		7	0.0%
456		12	0.1%
457		17	0.1%
458		15	0.1%
459		12	0.1%
460		14	0.1%
461		11	0.1%
462		13	0.1%
463		7	0.0%
464		3	0.0%
465		8	0.0%
466		8	0.0%
467		7	0.0%
468		4	0.0%
469		5	0.0%
470		7	0.0%
471		3	0.0%
472		5	0.0%
473		9	0.0%
474		14	0.1%
475		4	0.0%
476		8	0.0%
477		7	0.0%
478		5	0.0%
479		6	0.0%
480		5	0.0%
481		8	0.0%
482		5	0.0%
483		6	0.0%
484		4	0.0%
485		3	0.0%
486		7	0.0%
487		9	0.0%
488		7	0.0%
489		10	0.0%
490		8	0.0%
491		3	0.0%
492		7	0.0%
493		8	0.0%
494		6	0.0%

## File : 03 Arunachal Pradesh

# P\_NO: PAGE NO

Value	Label	Cases	Percentage
495		6	0.0%
496		6	0.0%
497		6	0.0%
498		6	0.0%
499		6	0.0%
500		6	0.0%
501		6	0.0%
502		10	0.0%
503		8	0.0%
504		10	0.0%
505		9	0.0%
506		6	0.0%
507		8	0.0%
508		7	0.0%
509		6	0.0%
510		6	0.0%
511		6	0.0%
512		7	0.0%
513		10	0.0%
514		10	0.0%
515		6	0.0%
516		7	0.0%
517		10	0.0%
518		8	0.0%
519		10	0.0%
520		7	0.0%
521		9	0.0%
522		8	0.0%
523		9	0.0%
524		7	0.0%
525		6	0.0%
526		8	0.0%
527		8	0.0%
528		5	0.0%
529		1	0.0%
530		1	0.0%
531		1	0.0%
532		5	0.0%
533		4	0.0%
534		5	0.0%
535		5	0.0%
536		5	0.0%
537		3	0.0%

## File : 03 Arunachal Pradesh

# P\_NO: PAGE NO

Value	Label	Cases	Percentage
538		5	0.0%
539		1	0.0%
540		5	0.0%
541		5	0.0%
542		5	0.0%
543		4	0.0%
544		5	0.0%
545		1	0.0%
546		2	0.0%
547		5	0.0%
548		1	0.0%
549		3	0.0%
550		2	0.0%
551		5	0.0%
552		5	0.0%
553		5	0.0%
554		1	0.0%
555		1	0.0%
556		5	0.0%
557		5	0.0%
558		2	0.0%
559		3	0.0%

Warning: these figures indicate the number of cases found in the data file. They cannot be interpreted as summary statistics of the population of interest.

# LINE\_NO: LINE NUMBER

Value	Label	Cases	Percentage
00000		1	0.0%
00001		295	1.4%
00002		217	1.0%
00003		188	0.9%
00004		161	0.8%
00005		172	0.8%
00006		157	0.8%
00007		174	0.8%
00008		173	0.8%
00009		151	0.7%
00010		179	0.9%
00011		162	0.8%
00012		163	0.8%
00013		180	0.9%
00014		156	0.8%
00015		155	0.7%



## File : 03 Arunachal Pradesh

# LINE\_NO: LINE NUMBER

Value	Label	Cases	Percentage
00016		150	0.7%
00017		163	0.8%
00018		161	0.8%
00019		159	0.8%
00020		164	0.8%
00021		158	0.8%
00022		175	0.8%
00023		162	0.8%
00024		166	0.8%
00025		154	0.7%
00026		142	0.7%
00027		162	0.8%
00028		153	0.7%
00029		143	0.7%
00030		131	0.6%
00031		151	0.7%
00032		141	0.7%
00033		151	0.7%
00034		116	0.6%
00035		139	0.7%
00036		133	0.6%
00037		132	0.6%
00038		106	0.5%
00039		120	0.6%
00040		147	0.7%
00041		122	0.6%
00042		119	0.6%
00043		110	0.5%
00044		117	0.6%
00045		129	0.6%
00046		114	0.6%
00047		118	0.6%
00048		114	0.6%
00049		114	0.6%
00050		102	0.5%
00051		109	0.5%
00052		101	0.5%
00053		110	0.5%
00054		91	0.4%
00055		115	0.6%
00056		106	0.5%
00057		111	0.5%
00058		87	0.4%

## File : 03 Arunachal Pradesh

# LINE\_NO: LINE NUMBER

Value	Label	Cases	Percentage
00059		83	0.4%
00060		100	0.5%
00061		95	0.5%
00062		96	0.5%
00063		90	0.4%
00064		95	0.5%
00065		97	0.5%
00066		103	0.5%
00067		84	0.4%
00068		74	0.4%
00069		79	0.4%
00070		72	0.3%
00071		76	0.4%
00072		65	0.3%
00073		88	0.4%
00074		74	0.4%
00075		83	0.4%
00076		76	0.4%
00077		75	0.4%
00078		70	0.3%
00079		79	0.4%
00080		83	0.4%
00081		84	0.4%
00082		74	0.4%
00083		87	0.4%
00084		67	0.3%
00085		75	0.4%
00086		67	0.3%
00087		66	0.3%
00088		58	0.3%
00089		70	0.3%
00090		74	0.4%
00091		61	0.3%
00092		76	0.4%
00093		74	0.4%
00094		72	0.3%
00095		53	0.3%
00096		68	0.3%
00097		68	0.3%
00098		64	0.3%
00099		73	0.4%
00100		64	0.3%
00101		73	0.4%

## File : 03 Arunachal Pradesh

# LINE\_NO: LINE NUMBER

Value	Label	Cases	Percentage
00102		58	0.3%
00103		60	0.3%
00104		53	0.3%
00105		61	0.3%
00106		58	0.3%
00107		60	0.3%
00108		68	0.3%
00109		65	0.3%
00110		68	0.3%
00111		62	0.3%
00112		55	0.3%
00113		66	0.3%
00114		64	0.3%
00115		56	0.3%
00116		51	0.2%
00117		63	0.3%
00118		55	0.3%
00119		55	0.3%
00120		66	0.3%
00121		56	0.3%
00122		66	0.3%
00123		59	0.3%
00124		64	0.3%
00125		69	0.3%
00126		56	0.3%
00127		49	0.2%
00128		49	0.2%
00129		58	0.3%
00130		52	0.3%
00131		53	0.3%
00132		59	0.3%
00133		51	0.2%
00134		48	0.2%
00135		54	0.3%
00136		52	0.3%
00137		53	0.3%
00138		42	0.2%
00139		51	0.2%
00140		44	0.2%
00141		54	0.3%
00142		47	0.2%
00143		54	0.3%
00144		51	0.2%

## File : 03 Arunachal Pradesh

# LINE\_NO: LINE NUMBER

Value	Label	Cases	Percentage
00145		40	0.2%
00146		51	0.2%
00147		47	0.2%
00148		48	0.2%
00149		43	0.2%
00150		43	0.2%
00151		46	0.2%
00152		47	0.2%
00153		48	0.2%
00154		52	0.3%
00155		50	0.2%
00156		47	0.2%
00157		53	0.3%
00158		42	0.2%
00159		43	0.2%
00160		54	0.3%
00161		42	0.2%
00162		52	0.3%
00163		39	0.2%
00164		45	0.2%
00165		34	0.2%
00166		39	0.2%
00167		40	0.2%
00168		41	0.2%
00169		41	0.2%
00170		40	0.2%
00171		50	0.2%
00172		40	0.2%
00173		42	0.2%
00174		41	0.2%
00175		37	0.2%
00176		34	0.2%
00177		31	0.1%
00178		38	0.2%
00179		33	0.2%
00180		35	0.2%
00181		34	0.2%
00182		36	0.2%
00183		40	0.2%
00184		35	0.2%
00185		33	0.2%
00186		35	0.2%
00187		36	0.2%

## File : 03 Arunachal Pradesh

# LINE\_NO: LINE NUMBER

Value	Label	Cases	Percentage
00188		30	0.1%
00189		30	0.1%
00190		35	0.2%
00191		39	0.2%
00192		36	0.2%
00193		37	0.2%
00194		36	0.2%
00195		39	0.2%
00196		32	0.2%
00197		29	0.1%
00198		36	0.2%
00199		42	0.2%
00200		34	0.2%
00201		34	0.2%
00202		32	0.2%
00203		31	0.1%
00204		40	0.2%
00205		32	0.2%
00206		31	0.1%
00207		31	0.1%
00208		37	0.2%
00209		34	0.2%
00210		35	0.2%
00211		33	0.2%
00212		31	0.1%
00213		30	0.1%
00214		27	0.1%
00215		23	0.1%
00216		32	0.2%
00217		29	0.1%
00218		33	0.2%
00219		29	0.1%
00220		26	0.1%
00221		24	0.1%
00222		29	0.1%
00223		34	0.2%
00224		24	0.1%
00225		31	0.1%
00226		29	0.1%
00227		31	0.1%
00228		27	0.1%
00229		23	0.1%
00230		27	0.1%

## File : 03 Arunachal Pradesh

# LINE\_NO: LINE NUMBER

Value	Label	Cases	Percentage
00231		26	0.1%
00232		23	0.1%
00233		25	0.1%
00234		24	0.1%
00235		27	0.1%
00236		25	0.1%
00237		24	0.1%
00238		25	0.1%
00239		27	0.1%
00240		27	0.1%
00241		27	0.1%
00242		27	0.1%
00243		25	0.1%
00244		28	0.1%
00245		24	0.1%
00246		25	0.1%
00247		22	0.1%
00248		23	0.1%
00249		25	0.1%
00250		28	0.1%
00251		20	0.1%
00252		18	0.1%
00253		17	0.1%
00254		22	0.1%
00255		16	0.1%
00256		21	0.1%
00257		20	0.1%
00258		18	0.1%
00259		19	0.1%
00260		20	0.1%
00261		22	0.1%
00262		19	0.1%
00263		18	0.1%
00264		27	0.1%
00265		25	0.1%
00266		18	0.1%
00267		25	0.1%
00268		17	0.1%
00269		17	0.1%
00270		19	0.1%
00271		16	0.1%
00272		18	0.1%
00273		16	0.1%

## File : 03 Arunachal Pradesh

# LINE\_NO: LINE NUMBER

Value	Label	Cases	Percentage
00274		16	0.1%
00275		19	0.1%
00276		23	0.1%
00277		16	0.1%
00278		17	0.1%
00279		22	0.1%
00280		15	0.1%
00281		13	0.1%
00282		12	0.1%
00283		16	0.1%
00284		14	0.1%
00285		15	0.1%
00286		19	0.1%
00287		16	0.1%
00288		12	0.1%
00289		13	0.1%
00290		12	0.1%
00291		19	0.1%
00292		22	0.1%
00293		21	0.1%
00294		17	0.1%
00295		18	0.1%
00296		18	0.1%
00297		19	0.1%
00298		16	0.1%
00299		15	0.1%
00300		16	0.1%
00301		21	0.1%
00302		12	0.1%
00303		16	0.1%
00304		16	0.1%
00305		17	0.1%
00306		11	0.1%
00307		19	0.1%
00308		14	0.1%
00309		15	0.1%
00310		16	0.1%
00311		12	0.1%
00312		16	0.1%
00313		20	0.1%
00314		12	0.1%
00315		16	0.1%
00316		13	0.1%

## File : 03 Arunachal Pradesh

# LINE\_NO: LINE NUMBER

Value	Label	Cases	Percentage
00317		19	0.1%
00318		12	0.1%
00319		12	0.1%
00320		13	0.1%
00321		15	0.1%
00322		9	0.0%
00323		13	0.1%
00324		10	0.0%
00325		15	0.1%
00326		9	0.0%
00327		10	0.0%
00328		10	0.0%
00329		12	0.1%
00330		8	0.0%
00331		10	0.0%
00332		9	0.0%
00333		13	0.1%
00334		10	0.0%
00335		6	0.0%
00336		8	0.0%
00337		5	0.0%
00338		13	0.1%
00339		7	0.0%
00340		8	0.0%
00341		10	0.0%
00342		9	0.0%
00343		11	0.1%
00344		9	0.0%
00345		9	0.0%
00346		12	0.1%
00347		8	0.0%
00348		13	0.1%
00349		11	0.1%
00350		10	0.0%
00351		9	0.0%
00352		13	0.1%
00353		9	0.0%
00354		14	0.1%
00355		12	0.1%
00356		13	0.1%
00357		12	0.1%
00358		14	0.1%
00359		11	0.1%



## File : 03 Arunachal Pradesh

# LINE\_NO: LINE NUMBER

Value	Label	Cases	Percentage
00360		8	0.0%
00361		10	0.0%
00362		10	0.0%
00363		11	0.1%
00364		11	0.1%
00365		9	0.0%
00366		7	0.0%
00367		9	0.0%
00368		9	0.0%
00369		9	0.0%
00370		12	0.1%
00371		10	0.0%
00372		11	0.1%
00373		7	0.0%
00374		12	0.1%
00375		9	0.0%
00376		9	0.0%
00377		8	0.0%
00378		11	0.1%
00379		8	0.0%
00380		9	0.0%
00381		9	0.0%
00382		9	0.0%
00383		9	0.0%
00384		10	0.0%
00385		8	0.0%
00386		10	0.0%
00387		5	0.0%
00388		10	0.0%
00389		7	0.0%
00390		6	0.0%
00391		6	0.0%
00392		9	0.0%
00393		6	0.0%
00394		9	0.0%
00395		7	0.0%
00396		10	0.0%
00397		7	0.0%
00398		7	0.0%
00399		4	0.0%
00400		7	0.0%
00401		4	0.0%
00402		6	0.0%

## File : 03 Arunachal Pradesh

# LINE\_NO: LINE NUMBER

Value	Label	Cases	Percentage
00403		3	0.0%
00404		7	0.0%
00405		5	0.0%
00406		6	0.0%
00407		7	0.0%
00408		7	0.0%
00409		6	0.0%
00410		4	0.0%
00411		5	0.0%
00412		3	0.0%
00413		4	0.0%
00414		4	0.0%
00415		7	0.0%
00416		5	0.0%
00417		8	0.0%
00418		6	0.0%
00419		6	0.0%
00420		3	0.0%
00421		5	0.0%
00422		5	0.0%
00423		6	0.0%
00424		5	0.0%
00425		8	0.0%
00426		5	0.0%
00427		5	0.0%
00428		3	0.0%
00429		4	0.0%
00430		3	0.0%
00431		3	0.0%
00432		2	0.0%
00433		2	0.0%
00434		2	0.0%
00435		2	0.0%
00436		1	0.0%
00437		3	0.0%
00438		3	0.0%
00439		4	0.0%
00440		3	0.0%
00441		6	0.0%
00442		6	0.0%
00443		2	0.0%
00444		2	0.0%
00445		3	0.0%

## File : 03 Arunachal Pradesh

# LINE\_NO: LINE NUMBER

Value	Label	Cases	Percentage
00446		2	0.0%
00447		5	0.0%
00448		6	0.0%
00449		3	0.0%
00450		4	0.0%
00451		2	0.0%
00452		3	0.0%
00453		3	0.0%
00454		4	0.0%
00455		2	0.0%
00456		4	0.0%
00457		2	0.0%
00458		4	0.0%
00459		1	0.0%
00460		3	0.0%
00461		1	0.0%
00462		2	0.0%
00463		1	0.0%
00464		2	0.0%
00465		1	0.0%
00466		3	0.0%
00467		3	0.0%
00468		5	0.0%
00469		1	0.0%
00470		3	0.0%
00471		2	0.0%
00472		3	0.0%
00473		2	0.0%
00474		2	0.0%
00475		2	0.0%
00476		1	0.0%
00477		2	0.0%
00478		4	0.0%
00479		4	0.0%
00480		3	0.0%
00481		2	0.0%
00482		3	0.0%
00483		2	0.0%
00484		2	0.0%
00485		2	0.0%
00486		2	0.0%
00487		1	0.0%
00488		2	0.0%

**File : 03 Arunachal Pradesh**

# LINE\_NO: LINE NUMBER

Value	Label	Cases	Percentage
00489		1	0.0%
00490		1	0.0%
00491		2	0.0%
00492		1	0.0%
00493		1	0.0%
00494		1	0.0%
00496		1	0.0%
00497		1	0.0%
00498		1	0.0%
00500		2	0.0%
00502		2	0.0%
00503		1	0.0%
00504		1	0.0%
00506		3	0.0%
00507		1	0.0%
00508		1	0.0%
00509		3	0.0%
00510		2	0.0%
00511		3	0.0%
00512		1	0.0%
00513		3	0.0%
00514		3	0.0%
00515		2	0.0%
00516		1	0.0%
00517		2	0.0%
00518		2	0.0%
00519		1	0.0%
00520		2	0.0%
00521		1	0.0%
00522		2	0.0%
00523		3	0.0%
00524		3	0.0%
00525		3	0.0%
00526		1	0.0%
00527		4	0.0%
00528		4	0.0%
00529		2	0.0%
00530		3	0.0%
00531		3	0.0%
00532		3	0.0%
00533		1	0.0%
00534		4	0.0%
00535		2	0.0%

**File : 03 Arunachal Pradesh**

# LINE\_NO: LINE NUMBER

Value	Label	Cases	Percentage
00536		3	0.0%
00537		3	0.0%
00538		2	0.0%
00539		4	0.0%
00540		2	0.0%
00541		3	0.0%
00542		2	0.0%
00543		4	0.0%
00544		3	0.0%
00545		2	0.0%
00546		2	0.0%
00547		2	0.0%
00548		4	0.0%
00549		2	0.0%
00550		2	0.0%
00551		2	0.0%
00552		3	0.0%
00553		3	0.0%
00554		1	0.0%
00555		2	0.0%
00556		3	0.0%
00557		3	0.0%
00558		3	0.0%
00559		3	0.0%
00560		1	0.0%
00561		2	0.0%
00562		3	0.0%
00563		2	0.0%
00564		1	0.0%
00565		4	0.0%
00566		3	0.0%
00567		3	0.0%
00568		3	0.0%
00569		3	0.0%
00570		2	0.0%
00571		3	0.0%
00572		3	0.0%
00573		4	0.0%
00574		2	0.0%
00575		2	0.0%
00576		1	0.0%
00577		1	0.0%
00578		3	0.0%

## File : 03 Arunachal Pradesh

# LINE\_NO: LINE NUMBER

Value	Label	Cases	Percentage
00579		2	0.0%
00580		1	0.0%
00581		2	0.0%
00582		2	0.0%
00583		3	0.0%
00584		3	0.0%
00585		2	0.0%
00586		3	0.0%
00587		3	0.0%
00588		2	0.0%
00589		2	0.0%
00590		2	0.0%
00591		2	0.0%
00592		2	0.0%
00593		2	0.0%
00594		2	0.0%
00595		2	0.0%
00596		3	0.0%
00597		3	0.0%
00598		3	0.0%
00599		2	0.0%
00600		3	0.0%
00601		2	0.0%
00602		4	0.0%
00603		2	0.0%
00604		3	0.0%
00605		4	0.0%
00606		2	0.0%
00607		3	0.0%
00608		2	0.0%
00609		3	0.0%
00610		2	0.0%
00611		4	0.0%
00612		2	0.0%
00613		3	0.0%
00614		2	0.0%
00615		1	0.0%
00616		2	0.0%
00617		2	0.0%
00618		2	0.0%
00619		1	0.0%
00620		2	0.0%
00621		2	0.0%

## File : 03 Arunachal Pradesh

# LINE\_NO: LINE NUMBER

Value	Label	Cases	Percentage
00622		2	0.0%
00623		3	0.0%
00624		3	0.0%
00625		2	0.0%
00626		1	0.0%
00627		1	0.0%
00628		2	0.0%
00629		1	0.0%
00630		1	0.0%
00631		3	0.0%
00632		2	0.0%
00633		3	0.0%
00634		2	0.0%
00635		2	0.0%
00636		1	0.0%
00637		1	0.0%
00638		1	0.0%
00639		1	0.0%
00640		2	0.0%
00641		2	0.0%
00642		2	0.0%
00643		3	0.0%
00644		2	0.0%
00645		2	0.0%
00646		2	0.0%
00647		2	0.0%
00648		2	0.0%
00649		2	0.0%
00650		1	0.0%
00651		1	0.0%
00652		1	0.0%
00653		2	0.0%
00654		1	0.0%
00655		1	0.0%
00656		1	0.0%
00657		1	0.0%
00658		1	0.0%
00659		1	0.0%
00660		1	0.0%
00661		3	0.0%
00662		2	0.0%
00663		1	0.0%
00664		1	0.0%

## File : 03 Arunachal Pradesh

# LINE\_NO: LINE NUMBER

Value	Label	Cases	Percentage
00665		1	0.0%
00666		2	0.0%
00667		2	0.0%
00668		2	0.0%
00669		1	0.0%
00670		1	0.0%
00671		1	0.0%
00672		1	0.0%
00674		1	0.0%
00676		1	0.0%
00677		1	0.0%
00679		2	0.0%
00680		1	0.0%
00681		1	0.0%
00682		1	0.0%
00683		1	0.0%
00685		1	0.0%
00686		2	0.0%
00688		1	0.0%
00690		1	0.0%
00691		1	0.0%
00692		1	0.0%
00695		1	0.0%
00696		1	0.0%
00697		1	0.0%
00698		3	0.0%
00699		3	0.0%
00700		3	0.0%
00701		2	0.0%
00702		2	0.0%
00707		1	0.0%
00709		2	0.0%
00712		1	0.0%
00713		1	0.0%
00714		1	0.0%
00715		1	0.0%
00717		1	0.0%
00718		1	0.0%
00719		1	0.0%
00723		1	0.0%
00728		1	0.0%
00731		1	0.0%
00733		1	0.0%



## File : 03 Arunachal Pradesh

# LINE\_NO: LINE NUMBER

Value	Label	Cases	Percentage
00734		2	0.0%
00735		2	0.0%
00736		2	0.0%
00737		1	0.0%
00738		1	0.0%
00739		1	0.0%
00740		1	0.0%
00741		3	0.0%
00742		1	0.0%
00743		1	0.0%
00744		1	0.0%
00745		2	0.0%
00746		2	0.0%
00747		2	0.0%
00748		1	0.0%
00749		1	0.0%
00750		1	0.0%
00751		1	0.0%
00752		1	0.0%
00753		1	0.0%
00754		1	0.0%
00755		1	0.0%
00762		1	0.0%
00764		1	0.0%
00766		1	0.0%
00768		1	0.0%
00770		1	0.0%
00773		1	0.0%
00774		2	0.0%
00775		1	0.0%
00776		1	0.0%
00777		2	0.0%
00778		1	0.0%
00780		2	0.0%
00781		1	0.0%
00782		1	0.0%
00783		2	0.0%
00784		1	0.0%
00785		1	0.0%
00786		1	0.0%
00787		1	0.0%
00788		1	0.0%
00789		3	0.0%

**File : 03 Arunachal Pradesh**

# LINE\_NO: LINE NUMBER

Value	Label	Cases	Percentage
00790		1	0.0%
00791		2	0.0%
00792		1	0.0%
00793		1	0.0%
00794		1	0.0%
00795		2	0.0%
00796		1	0.0%
00797		1	0.0%
00798		1	0.0%
00799		1	0.0%
00800		2	0.0%
00801		2	0.0%
00802		1	0.0%
00803		1	0.0%
00804		1	0.0%
00805		1	0.0%
00806		1	0.0%
00807		1	0.0%
00808		1	0.0%
00809		1	0.0%
00810		1	0.0%
00811		1	0.0%
00812		1	0.0%
00813		1	0.0%
00814		1	0.0%
00815		1	0.0%
00816		1	0.0%
00817		1	0.0%
00818		1	0.0%
00819		1	0.0%
00820		2	0.0%
00821		1	0.0%
00822		1	0.0%
00823		1	0.0%
00827		1	0.0%
00835		1	0.0%
00836		1	0.0%
00842		1	0.0%
00847		1	0.0%
00848		1	0.0%
00866		1	0.0%
00871		1	0.0%
00872		1	0.0%

## File : 03 Arunachal Pradesh

# LINE\_NO: LINE NUMBER

Value	Label	Cases	Percentage
00879		1	0.0%
00890		1	0.0%
00892		1	0.0%
00893		2	0.0%
00894		1	0.0%
00895		1	0.0%
00896		1	0.0%
00897		1	0.0%
00898		1	0.0%
00899		1	0.0%
00900		1	0.0%
00901		1	0.0%
00902		1	0.0%
00903		1	0.0%
00904		1	0.0%
00905		1	0.0%
00906		1	0.0%
00907		1	0.0%
00908		2	0.0%
00909		1	0.0%
00910		1	0.0%
00911		1	0.0%
00912		1	0.0%
00913		1	0.0%
00914		1	0.0%
00915		1	0.0%
00916		1	0.0%
00917		1	0.0%
00918		1	0.0%
00919		1	0.0%
00920		2	0.0%
00921		1	0.0%
00922		1	0.0%
00923		1	0.0%
00925		1	0.0%
00926		1	0.0%
00927		1	0.0%
00928		2	0.0%
00929		1	0.0%
00930		1	0.0%
00931		1	0.0%
00932		1	0.0%
00933		1	0.0%

**File : 03 Arunachal Pradesh**

# LINE\_NO: LINE NUMBER

Value	Label	Cases	Percentage
00934		1	0.0%
00935		1	0.0%
00936		1	0.0%
00937		1	0.0%
00938		1	0.0%
00939		1	0.0%
00942		1	0.0%
00943		1	0.0%
00944		1	0.0%
00948		1	0.0%
00949		1	0.0%
00950		1	0.0%
00951		1	0.0%
00952		1	0.0%
00953		2	0.0%
00954		1	0.0%
00955		1	0.0%
00956		1	0.0%
00957		1	0.0%
00958		1	0.0%
00959		1	0.0%
00960		1	0.0%
00961		1	0.0%
00962		2	0.0%
00963		1	0.0%
00964		1	0.0%
00965		1	0.0%
00966		1	0.0%
00967		1	0.0%
00968		1	0.0%
00969		1	0.0%
00970		1	0.0%
00971		1	0.0%
00973		1	0.0%
00974		1	0.0%
00976		1	0.0%
00977		1	0.0%
00978		1	0.0%
00979		1	0.0%
00980		1	0.0%
00981		1	0.0%
00982		1	0.0%
00983		1	0.0%

## File : 03 Arunachal Pradesh

### # LINE\_NO: LINE NUMBER

Value	Label	Cases	Percentage
00984		1	0.0%
00985		1	0.0%
01009		1	0.0%
01011		1	0.0%
01014		1	0.0%
01046		1	0.0%
01047		1	0.0%
01183		1	0.0%
01201		1	0.0%
01202		1	0.0%
01213		1	0.0%
01401		1	0.0%
01421		1	0.0%
01525		1	0.0%
01600		1	0.0%
03731		1	0.0%
09010		1	0.0%
11025		1	0.0%
11700		1	0.0%
12100		1	0.0%
14017		1	0.0%
18547		1	0.0%
20059		1	0.0%
20900		1	0.0%
21900		1	0.0%
23718		1	0.0%
26025		1	0.0%
28000		1	0.0%
40122		1	0.0%
60034		1	0.0%
70006		1	0.0%
70043		1	0.0%
70185		1	0.0%
70319		1	0.0%
70865		1	0.0%
79000		1	0.0%
80082		1	0.0%
80127		1	0.0%
81000		1	0.0%

Warning: these figures indicate the number of cases found in the data file. They cannot be interpreted as summary statistics of the population of interest.

### # PREM\_S: PREMISES STATUS

<b>Information</b>	[Type= discrete] [Format=character] [Missing=*]
<b>Statistics [NW/ W]</b>	[Valid=20694 /-] [Invalid=0 /-]

## File : 03 Arunachal Pradesh

### # PREM\_S: PREMISES STATUS

Value	Label	Cases	Percentage
1	Without premises	1404	6.8%
2	With Premises	19290	93.2%

Warning: these figures indicate the number of cases found in the data file. They cannot be interpreted as summary statistics of the population of interest.

### # SRL\_NO: RUNNING SERIAL NUMBER

**Information** [Type= discrete] [Format=character] [Missing=\*]

**Statistics [NW/ W]** [Valid=20694 /-] [Invalid=0 /-]

### # NIC: NIC

**Information** [Type= discrete] [Format=character] [Missing=\*]

**Statistics [NW/ W]** [Valid=20694 /-] [Invalid=0 /-]

Frequency table not shown (1287 Modalities)

### # AGRI\_NON\_AGRI: AGRILAND NON-AGRI.

**Information** [Type= discrete] [Format=character] [Missing=\*]

**Statistics [NW/ W]** [Valid=20694 /-] [Invalid=0 /-]

Value	Label	Cases	Percentage
1	Agriculture	201	1.0%
2	Non-Agriculture	20493	99.0%

Warning: these figures indicate the number of cases found in the data file. They cannot be interpreted as summary statistics of the population of interest.

### # NOP: NATURE OF OPERATION

**Information** [Type= discrete] [Format=character] [Missing=\*]

**Statistics [NW/ W]** [Valid=20694 /-] [Invalid=0 /-]

Value	Label	Cases	Percentage
1	Perennial	20219	97.7%
2	Non-Perennial	475	2.3%

Warning: these figures indicate the number of cases found in the data file. They cannot be interpreted as summary statistics of the population of interest.

### # OWN\_SHIP: OWNERSHIP CODE

**Information** [Type= discrete] [Format=character] [Missing=\*]

**Statistics [NW/ W]** [Valid=20694 /-] [Invalid=0 /-]

Value	Label	Cases	Percentage
1	Private Non-Profit Institutions	839	4.1%
2	Private Others	14850	71.8%
3	Co-operatives	286	1.4%
4	Governments	4719	22.8%

Warning: these figures indicate the number of cases found in the data file. They cannot be interpreted as summary statistics of the population of interest.

### # SG: SOCIAL GROUP CODE

**Information** [Type= discrete] [Format=character] [Missing=\*]

**Statistics [NW/ W]** [Valid=20694 /-] [Invalid=0 /-]

Value	Label	Cases	Percentage
1	ST Female	685	3.3%
2	ST Male	4459	21.5%

## File : 03 Arunachal Pradesh

### # SG: SOCIAL GROUP CODE

Value	Label	Cases	Percentage
3	SC Female	65	0.3%
4	SC Male	633	3.1%
5	OBC Female	31	0.1%
6	OBC Male	568	2.7%
7	Others Female	276	1.3%
8	Others Male	8133	39.3%
9	Other than private enterprises	5844	28.2%

Warning: these figures indicate the number of cases found in the data file. They cannot be interpreted as summary statistics of the population of interest.

### # P\_F\_USED: POWER/FUEL USED

<b>Information</b>	[Type= discrete] [Format=character] [Missing=*]
<b>Statistics [NW/ W]</b>	[Valid=20694 /-] [Invalid=0 /-]

Value	Label	Cases	Percentage
0	Without power	16600	80.2%
1	Electricity	1020	4.9%
2	Coal/soft coke	207	1.0%
3	Patrol/Diesel	1528	7.4%
4	LPG/Natural Gas	172	0.8%
5	Fire wood	878	4.2%
6	Kerosene	210	1.0%
7	Animal power	7	0.0%
8	"Non-conventional energy (bio-gas, solar & wind energy)	9	0.0%
9	Others	63	0.3%

Warning: these figures indicate the number of cases found in the data file. They cannot be interpreted as summary statistics of the population of interest.

### # Y\_OPRA: YEAR OF OPERATION

<b>Information</b>	[Type= discrete] [Format=character] [Missing=*]
<b>Statistics [NW/ W]</b>	[Valid=20694 /-] [Invalid=0 /-]

Value	Label	Cases	Percentage
0	Less than 1 year	805	3.9%
1	Completed 1 year	1480	7.2%
2	Completed 2 years	2217	10.7%
3	Completed 3 years	1992	9.6%
4	Completed 4 years	1433	6.9%
5	Completed 5 years	2080	10.1%
6	Completed 6 years	1079	5.2%
7	Completed 7 years	774	3.7%
8	Completed 8 years	661	3.2%
9	Completed 9 years or more	8173	39.5%

Warning: these figures indicate the number of cases found in the data file. They cannot be interpreted as summary statistics of the population of interest.

### # REGISN: REGISTRATION CODE

<b>Information</b>	[Type= discrete] [Format=character] [Missing=*]
<b>Statistics [NW/ W]</b>	[Valid=20694 /-] [Invalid=0 /-]

## File : 03 Arunachal Pradesh

### # REGISN: REGISTRATION CODE

Value	Label	Cases	Percentage
00		20560	99.4%
09		1	0.0%
11		25	0.1%
22		52	0.3%
28		1	0.0%
33		51	0.2%
44		1	0.0%
55		1	0.0%
99		2	0.0%

Warning: these figures indicate the number of cases found in the data file. They cannot be interpreted as summary statistics of the population of interest.

### # SOF: SOURCE OF FINANCE

<b>Information</b>	[Type= discrete] [Format=character] [Missing=*]
<b>Statistics [NW/ W]</b>	[Valid=20694 /-] [Invalid=0 /-]

Value	Label	Cases	Percentage
1	Assistance under IRDP	314	1.5%
2	Assistance under other poverty alleviation programs(TRYSEM/DWCARA/toll kits)	65	0.3%
3	Borrowing from institutions	286	1.4%
4	Borrowing from non-institutions	129	0.6%
5	Self financing	13794	66.7%
6	Others	6106	29.5%

Warning: these figures indicate the number of cases found in the data file. They cannot be interpreted as summary statistics of the population of interest.

### # T\_ADULT\_M: TOTAL ADULT MALE

<b>Information</b>	[Type= discrete] [Format=character] [Missing=*]
<b>Statistics [NW/ W]</b>	[Valid=20694 /-] [Invalid=0 /-]

Value	Label	Cases	Percentage
00000		999	4.8%
00001		10142	49.0%
00002		4514	21.8%
00003		1678	8.1%
00004		818	4.0%
00005		523	2.5%
00006		326	1.6%
00007		212	1.0%
00008		205	1.0%
00009		136	0.7%
00010		167	0.8%
00011		73	0.4%
00012		100	0.5%
00013		51	0.2%
00014		65	0.3%
00015		74	0.4%



## File : 03 Arunachal Pradesh

### # T\_ADULT\_M: TOTAL ADULT MALE

Value	Label	Cases	Percentage
00016		60	0.3%
00017		30	0.1%
00018		40	0.2%
00019		27	0.1%
00020		53	0.3%
00021		15	0.1%
00022		23	0.1%
00023		17	0.1%
00024		24	0.1%
00025		23	0.1%
00026		14	0.1%
00027		13	0.1%
00028		12	0.1%
00029		8	0.0%
00030		22	0.1%
00031		10	0.0%
00032		9	0.0%
00033		1	0.0%
00034		7	0.0%
00035		8	0.0%
00036		5	0.0%
00037		7	0.0%
00038		10	0.0%
00039		7	0.0%
00040		15	0.1%
00041		2	0.0%
00042		5	0.0%
00043		3	0.0%
00044		3	0.0%
00045		2	0.0%
00046		3	0.0%
00047		2	0.0%
00048		4	0.0%
00049		3	0.0%
00050		6	0.0%
00051		3	0.0%
00052		3	0.0%
00053		7	0.0%
00054		3	0.0%
00055		5	0.0%
00056		2	0.0%
00057		1	0.0%
00058		1	0.0%

## File : 03 Arunachal Pradesh

### # T\_ADULT\_M: TOTAL ADULT MALE

Value	Label	Cases	Percentage
00059		1	0.0%
00060		5	0.0%
00061		2	0.0%
00063		7	0.0%
00064		2	0.0%
00065		1	0.0%
00066		3	0.0%
00068		3	0.0%
00070		1	0.0%
00072		1	0.0%
00074		1	0.0%
00075		2	0.0%
00077		1	0.0%
00078		1	0.0%
00079		3	0.0%
00080		4	0.0%
00081		1	0.0%
00082		2	0.0%
00083		1	0.0%
00084		2	0.0%
00085		4	0.0%
00086		1	0.0%
00088		1	0.0%
00090		2	0.0%
00091		2	0.0%
00095		2	0.0%
00100		2	0.0%
00103		2	0.0%
00112		1	0.0%
00118		2	0.0%
00120		3	0.0%
00125		1	0.0%
00126		1	0.0%
00132		1	0.0%
00135		2	0.0%
00143		1	0.0%
00150		3	0.0%
00151		1	0.0%
00166		1	0.0%
00173		1	0.0%
00181		1	0.0%
00194		1	0.0%
00198		1	0.0%

## File : 03 Arunachal Pradesh

### # T\_ADULT\_M: TOTAL ADULT MALE

Value	Label	Cases	Percentage
00200		3	0.0%
00221		1	0.0%
00224		1	0.0%
00249		1	0.0%
00250		1	0.0%
00256		1	0.0%
00261		1	0.0%
00264		1	0.0%
00300		1	0.0%
00348		1	0.0%

Warning: these figures indicate the number of cases found in the data file. They cannot be interpreted as summary statistics of the population of interest.

### # T\_ADULT\_F: TOTAL ADULT FEMALE

**Information** [Type= discrete] [Format=character] [Missing=\*]

**Statistics [NW/ W]** [Valid=20694 /-] [Invalid=0 /-]

Value	Label	Cases	Percentage
00000		16151	78.0%
00001		2764	13.4%
00002		727	3.5%
00003		270	1.3%
00004		164	0.8%
00005		146	0.7%
00006		81	0.4%
00007		49	0.2%
00008		43	0.2%
00009		48	0.2%
00010		55	0.3%
00011		13	0.1%
00012		27	0.1%
00013		20	0.1%
00014		15	0.1%
00015		25	0.1%
00016		11	0.1%
00017		5	0.0%
00018		7	0.0%
00019		5	0.0%
00020		8	0.0%
00021		7	0.0%
00022		1	0.0%
00023		1	0.0%
00024		1	0.0%
00025		3	0.0%
00026		1	0.0%
00027		2	0.0%

## File : 03 Arunachal Pradesh

### # T\_ADULT\_F: TOTAL ADULT FEMALE

Value	Label	Cases	Percentage
00028		3	0.0%
00029		3	0.0%
00030		2	0.0%
00032		3	0.0%
00033		2	0.0%
00034		1	0.0%
00035		2	0.0%
00036		1	0.0%
00037		2	0.0%
00038		1	0.0%
00040		3	0.0%
00042		1	0.0%
00044		1	0.0%
00046		1	0.0%
00048		1	0.0%
00050		5	0.0%
00051		1	0.0%
00055		2	0.0%
00062		1	0.0%
00063		1	0.0%
00073		3	0.0%
00076		1	0.0%
00096		1	0.0%
00100		2	0.0%

*Warning: these figures indicate the number of cases found in the data file. They cannot be interpreted as summary statistics of the population of interest.*

### # T\_CHILD\_M: TOTAL CHIELD MALE

<b>Information</b>	[Type= discrete] [Format=character] [Missing=*]
<b>Statistics [NW/ W]</b>	[Valid=20694 /-] [Invalid=0 /-]

Value	Label	Cases	Percentage
00000		20389	98.5%
00001		229	1.1%
00002		59	0.3%
00003		11	0.1%
00004		3	0.0%
00005		2	0.0%
00006		1	0.0%

*Warning: these figures indicate the number of cases found in the data file. They cannot be interpreted as summary statistics of the population of interest.*

### # T\_CHILD\_F: TOTAL CHIELD FEMALE

<b>Information</b>	[Type= discrete] [Format=character] [Missing=*]
<b>Statistics [NW/ W]</b>	[Valid=20694 /-] [Invalid=0 /-]

Value	Label	Cases	Percentage
00000		20635	99.7%

## File : 03 Arunachal Pradesh

### # T\_CHILD\_F: TOTAL CHIELD FEMALE

Value	Label	Cases	Percentage
00001		39	0.2%
00002		14	0.1%
00003		3	0.0%
00004		1	0.0%
00005		2	0.0%

Warning: these figures indicate the number of cases found in the data file. They cannot be interpreted as summary statistics of the population of interest.

### # TOT: TOTAL OF TOTAL

**Information** [Type= discrete] [Format=character] [Missing=\*]

**Statistics [NW/ W]** [Valid=20694 /-] [Invalid=0 /-]

Value	Label	Cases	Percentage
00001		9334	45.1%
00002		5570	26.9%
00003		1957	9.5%
00004		874	4.2%
00005		533	2.6%
00006		370	1.8%
00007		246	1.2%
00008		227	1.1%
00009		147	0.7%
00010		185	0.9%
00011		95	0.5%
00012		103	0.5%
00013		73	0.4%
00014		87	0.4%
00015		78	0.4%
00016		57	0.3%
00017		64	0.3%
00018		56	0.3%
00019		31	0.1%
00020		46	0.2%
00021		24	0.1%
00022		34	0.2%
00023		21	0.1%
00024		31	0.1%
00025		34	0.2%
00026		18	0.1%
00027		27	0.1%
00028		16	0.1%
00029		10	0.0%
00030		22	0.1%
00031		13	0.1%
00032		13	0.1%
00033		9	0.0%

## File : 03 Arunachal Pradesh

### # TOT: TOTAL OF TOTAL

Value	Label	Cases	Percentage
00034		12	0.1%
00035		14	0.1%
00036		11	0.1%
00037		3	0.0%
00038		13	0.1%
00039		11	0.1%
00040		15	0.1%
00041		8	0.0%
00042		4	0.0%
00043		8	0.0%
00044		4	0.0%
00045		4	0.0%
00046		7	0.0%
00047		3	0.0%
00048		4	0.0%
00049		4	0.0%
00050		11	0.1%
00051		4	0.0%
00052		4	0.0%
00053		3	0.0%
00054		5	0.0%
00055		6	0.0%
00056		4	0.0%
00057		2	0.0%
00058		2	0.0%
00059		5	0.0%
00060		3	0.0%
00061		1	0.0%
00062		3	0.0%
00063		4	0.0%
00064		3	0.0%
00065		2	0.0%
00066		2	0.0%
00067		3	0.0%
00068		2	0.0%
00070		4	0.0%
00071		2	0.0%
00072		3	0.0%
00073		1	0.0%
00074		1	0.0%
00075		5	0.0%
00076		1	0.0%
00077		1	0.0%

## File : 03 Arunachal Pradesh

### # TOT: TOTAL OF TOTAL

Value	Label	Cases	Percentage
00078		1	0.0%
00079		2	0.0%
00080		2	0.0%
00084		1	0.0%
00085		1	0.0%
00086		1	0.0%
00090		3	0.0%
00091		1	0.0%
00094		1	0.0%
00095		1	0.0%
00096		1	0.0%
00098		2	0.0%
00100		5	0.0%
00101		1	0.0%
00102		1	0.0%
00105		3	0.0%
00106		1	0.0%
00112		1	0.0%
00113		1	0.0%
00115		1	0.0%
00119		1	0.0%
00120		2	0.0%
00121		2	0.0%
00125		3	0.0%
00130		1	0.0%
00131		1	0.0%
00134		1	0.0%
00139		1	0.0%
00142		1	0.0%
00147		2	0.0%
00150		3	0.0%
00151		2	0.0%
00152		1	0.0%
00154		1	0.0%
00155		1	0.0%
00158		1	0.0%
00164		2	0.0%
00175		1	0.0%
00181		1	0.0%
00199		1	0.0%
00200		1	0.0%
00212		1	0.0%
00224		1	0.0%

## File : 03 Arunachal Pradesh

### # TOT: TOTAL OF TOTAL

Value	Label	Cases	Percentage
00236		1	0.0%
00250		3	0.0%
00251		1	0.0%
00257		1	0.0%
00261		1	0.0%
00270		1	0.0%
00276		1	0.0%
00300		2	0.0%
00304		1	0.0%
00348		1	0.0%
00350		1	0.0%

Warning: these figures indicate the number of cases found in the data file. They cannot be interpreted as summary statistics of the population of interest.

### # H\_ADULT\_M: HIRED ADULT MALE

<b>Information</b>	[Type= discrete] [Format=character] [Missing=*]
<b>Statistics [NW/ W]</b>	[Valid=20694 /-] [Invalid=0 /-]

Value	Label	Cases	Percentage
00000		10675	51.6%
00001		4068	19.7%
00002		2237	10.8%
00003		906	4.4%
00004		542	2.6%
00005		405	2.0%
00006		257	1.2%
00007		184	0.9%
00008		204	1.0%
00009		125	0.6%
00010		152	0.7%
00011		64	0.3%
00012		95	0.5%
00013		45	0.2%
00014		71	0.3%
00015		72	0.3%
00016		60	0.3%
00017		25	0.1%
00018		38	0.2%
00019		29	0.1%
00020		50	0.2%
00021		13	0.1%
00022		25	0.1%
00023		18	0.1%
00024		22	0.1%
00025		20	0.1%
00026		14	0.1%



## File : 03 Arunachal Pradesh

### # H\_ADULT\_M: HIRED ADULT MALE

Value	Label	Cases	Percentage
00027		13	0.1%
00028		11	0.1%
00029		8	0.0%
00030		22	0.1%
00031		9	0.0%
00032		9	0.0%
00033		3	0.0%
00034		6	0.0%
00035		8	0.0%
00036		5	0.0%
00037		7	0.0%
00038		8	0.0%
00039		8	0.0%
00040		14	0.1%
00041		2	0.0%
00042		5	0.0%
00043		3	0.0%
00044		3	0.0%
00045		2	0.0%
00046		3	0.0%
00047		2	0.0%
00048		4	0.0%
00049		3	0.0%
00050		6	0.0%
00051		3	0.0%
00052		3	0.0%
00053		7	0.0%
00054		3	0.0%
00055		5	0.0%
00056		2	0.0%
00057		1	0.0%
00058		1	0.0%
00059		1	0.0%
00060		6	0.0%
00061		1	0.0%
00063		4	0.0%
00064		2	0.0%
00065		1	0.0%
00066		2	0.0%
00068		3	0.0%
00070		2	0.0%
00074		1	0.0%
00075		2	0.0%

## File : 03 Arunachal Pradesh

### # H\_ADULT\_M: HIRED ADULT MALE

Value	Label	Cases	Percentage
00077		1	0.0%
00078		2	0.0%
00079		2	0.0%
00080		4	0.0%
00081		1	0.0%
00082		2	0.0%
00083		1	0.0%
00084		2	0.0%
00085		4	0.0%
00086		1	0.0%
00088		1	0.0%
00090		3	0.0%
00091		1	0.0%
00095		2	0.0%
00100		2	0.0%
00102		1	0.0%
00103		1	0.0%
00112		1	0.0%
00118		2	0.0%
00120		3	0.0%
00125		1	0.0%
00126		1	0.0%
00132		1	0.0%
00135		2	0.0%
00143		1	0.0%
00150		3	0.0%
00151		1	0.0%
00166		1	0.0%
00173		1	0.0%
00181		1	0.0%
00194		1	0.0%
00198		1	0.0%
00200		3	0.0%
00221		1	0.0%
00224		1	0.0%
00249		1	0.0%
00250		1	0.0%
00256		1	0.0%
00261		1	0.0%
00264		1	0.0%
00300		1	0.0%
00348		1	0.0%

Warning: these figures indicate the number of cases found in the data file. They cannot be interpreted as summary statistics of the population of interest.

## File : 03 Arunachal Pradesh

### # H\_ADULT\_F: HIRED ADULT FEMALE

**Information** [Type= discrete] [Format=character] [Missing=\*]

**Statistics [NW/ W]** [Valid=20694 /-] [Invalid=0 /-]

Value	Label	Cases	Percentage
00000		18139	87.7%
00001		977	4.7%
00002		568	2.7%
00003		247	1.2%
00004		160	0.8%
00005		137	0.7%
00006		81	0.4%
00007		47	0.2%
00008		41	0.2%
00009		49	0.2%
00010		55	0.3%
00011		13	0.1%
00012		26	0.1%
00013		20	0.1%
00014		15	0.1%
00015		25	0.1%
00016		11	0.1%
00017		5	0.0%
00018		7	0.0%
00019		5	0.0%
00020		7	0.0%
00021		7	0.0%
00022		1	0.0%
00023		1	0.0%
00024		1	0.0%
00025		3	0.0%
00026		1	0.0%
00027		2	0.0%
00028		4	0.0%
00029		3	0.0%
00030		1	0.0%
00032		3	0.0%
00033		2	0.0%
00034		1	0.0%
00035		2	0.0%
00036		1	0.0%
00037		1	0.0%
00038		1	0.0%
00040		3	0.0%
00042		1	0.0%
00044		1	0.0%

## File : 03 Arunachal Pradesh

### # H\_ADULT\_F: HIRED ADULT FEMALE

Value	Label	Cases	Percentage
00046		1	0.0%
00048		1	0.0%
00050		5	0.0%
00051		1	0.0%
00055		2	0.0%
00062		1	0.0%
00063		1	0.0%
00073		3	0.0%
00076		1	0.0%
00096		1	0.0%
00100		2	0.0%

Warning: these figures indicate the number of cases found in the data file. They cannot be interpreted as summary statistics of the population of interest.

### # H\_CHILD\_M: HIRED CHIELD MALE

<b>Information</b>	[Type= discrete] [Format=character] [Missing=*]
<b>Statistics [NW/ W]</b>	[Valid=20694 /-] [Invalid=0 /-]

Value	Label	Cases	Percentage
00000		20543	99.3%
00001		102	0.5%
00002		36	0.2%
00003		8	0.0%
00004		2	0.0%
00005		2	0.0%
00006		1	0.0%

Warning: these figures indicate the number of cases found in the data file. They cannot be interpreted as summary statistics of the population of interest.

### # H\_CHILD\_F: HIRED CHIELD FEMALE

<b>Information</b>	[Type= discrete] [Format=character] [Missing=*]
<b>Statistics [NW/ W]</b>	[Valid=20694 /-] [Invalid=0 /-]

Value	Label	Cases	Percentage
00000		20680	99.9%
00001		4	0.0%
00002		6	0.0%
00003		1	0.0%
00004		1	0.0%
00005		2	0.0%

Warning: these figures indicate the number of cases found in the data file. They cannot be interpreted as summary statistics of the population of interest.

### # T\_HIRED: TOTAL OF HIRED

<b>Information</b>	[Type= discrete] [Format=character] [Missing=*]
<b>Statistics [NW/ W]</b>	[Valid=20694 /-] [Invalid=0 /-]

Value	Label	Cases	Percentage
00000		10177	49.2%
00001		3997	19.3%

## File : 03 Arunachal Pradesh

### # T\_HIRED: TOTAL OF HIRED

Value	Label	Cases	Percentage
00002		2434	11.8%
00003		957	4.6%
00004		522	2.5%
00005		379	1.8%
00006		292	1.4%
00007		203	1.0%
00008		221	1.1%
00009		138	0.7%
00010		163	0.8%
00011		86	0.4%
00012		97	0.5%
00013		67	0.3%
00014		92	0.4%
00015		77	0.4%
00016		55	0.3%
00017		57	0.3%
00018		56	0.3%
00019		32	0.2%
00020		44	0.2%
00021		23	0.1%
00022		37	0.2%
00023		22	0.1%
00024		29	0.1%
00025		31	0.1%
00026		17	0.1%
00027		26	0.1%
00028		15	0.1%
00029		10	0.0%
00030		23	0.1%
00031		12	0.1%
00032		12	0.1%
00033		10	0.0%
00034		11	0.1%
00035		14	0.1%
00036		10	0.0%
00037		4	0.0%
00038		12	0.1%
00039		11	0.1%
00040		16	0.1%
00041		6	0.0%
00042		4	0.0%
00043		8	0.0%
00044		4	0.0%

## File : 03 Arunachal Pradesh

### # T\_HIRED: TOTAL OF HIRED

Value	Label	Cases	Percentage
00045		5	0.0%
00046		6	0.0%
00047		3	0.0%
00048		4	0.0%
00049		4	0.0%
00050		11	0.1%
00051		4	0.0%
00052		4	0.0%
00053		3	0.0%
00054		5	0.0%
00055		6	0.0%
00056		4	0.0%
00057		2	0.0%
00058		2	0.0%
00059		5	0.0%
00060		3	0.0%
00061		1	0.0%
00062		3	0.0%
00063		1	0.0%
00064		3	0.0%
00065		2	0.0%
00066		1	0.0%
00067		4	0.0%
00068		2	0.0%
00070		4	0.0%
00071		2	0.0%
00072		2	0.0%
00073		1	0.0%
00074		1	0.0%
00075		5	0.0%
00076		1	0.0%
00077		1	0.0%
00078		1	0.0%
00079		1	0.0%
00080		2	0.0%
00084		1	0.0%
00085		1	0.0%
00086		1	0.0%
00090		3	0.0%
00091		1	0.0%
00093		1	0.0%
00095		1	0.0%
00096		1	0.0%

## File : 03 Arunachal Pradesh

### # T\_HIRED: TOTAL OF HIRED

Value	Label	Cases	Percentage
00098		2	0.0%
00100		5	0.0%
00101		1	0.0%
00102		1	0.0%
00105		3	0.0%
00106		1	0.0%
00112		2	0.0%
00115		1	0.0%
00119		1	0.0%
00120		2	0.0%
00121		2	0.0%
00125		3	0.0%
00130		1	0.0%
00131		1	0.0%
00134		1	0.0%
00139		1	0.0%
00142		1	0.0%
00147		2	0.0%
00150		3	0.0%
00151		2	0.0%
00152		1	0.0%
00153		1	0.0%
00155		1	0.0%
00158		1	0.0%
00164		2	0.0%
00175		1	0.0%
00181		1	0.0%
00198		1	0.0%
00200		1	0.0%
00212		1	0.0%
00224		1	0.0%
00236		1	0.0%
00250		3	0.0%
00251		1	0.0%
00257		1	0.0%
00261		1	0.0%
00270		1	0.0%
00276		1	0.0%
00300		2	0.0%
00304		1	0.0%
00348		1	0.0%
00350		1	0.0%

Warning: these figures indicate the number of cases found in the data file. They cannot be interpreted as summary statistics of the population of interest.

## File : 03 Arunachal Pradesh

### # REMAKS: REMARKS

**Information** [Type= discrete] [Format=character] [Missing=\*]

**Statistics [NW/ W]** [Valid=20694 /-] [Invalid=0 /-]

Value	Label	Cases	Percentage
000		1391	6.7%
001		3026	14.6%
002		1704	8.2%
003		1214	5.9%
004		1022	4.9%
005		713	3.4%
006		934	4.5%
007		376	1.8%
008		698	3.4%
009		821	4.0%
010		459	2.2%
011		227	1.1%
012		543	2.6%
013		509	2.5%
014		256	1.2%
015		314	1.5%
016		32	0.2%
017		102	0.5%
018		464	2.2%
019		398	1.9%
020		590	2.9%
021		217	1.0%
022		221	1.1%
023		454	2.2%
024		237	1.1%
025		5	0.0%
026		130	0.6%
027		321	1.6%
028		5	0.0%
029		5	0.0%
030		435	2.1%
031		4	0.0%
032		8	0.0%
033		5	0.0%
034		5	0.0%
035		223	1.1%
036		5	0.0%
037		5	0.0%
038		375	1.8%
039		182	0.9%
040		192	0.9%



## File : 03 Arunachal Pradesh

### # REMAKS: REMARKS

Value	Label	Cases	Percentage
046		229	1.1%
049		134	0.6%
051		322	1.6%
055		272	1.3%
056		268	1.3%
061		223	1.1%
064		346	1.7%
090		42	0.2%
201		19	0.1%
278		12	0.1%

Warning: these figures indicate the number of cases found in the data file. They cannot be interpreted as summary statistics of the population of interest.

### # TYPE\_ENTERP: TYPE OF ENTERPRISE

<b>Information</b>	[Type= discrete] [Format=character] [Missing=*]
<b>Statistics [NW/ W]</b>	[Valid=20694 /-] [Invalid=0 /-]

Value	Label	Cases	Percentage
1		10177	49.2%
2		8125	39.3%
3		2392	11.6%

Warning: these figures indicate the number of cases found in the data file. They cannot be interpreted as summary statistics of the population of interest.

### # MAJOR\_ACT: MAJOR ACTIVITY CODE

<b>Information</b>	[Type= discrete] [Format=character] [Missing=*]
<b>Statistics [NW/ W]</b>	[Valid=20694 /-] [Invalid=0 /-]

Value	Label	Cases	Percentage
01		151	0.7%
02		50	0.2%
04		3	0.0%
05		2011	9.7%
06		123	0.6%
07		90	0.4%
08		84	0.4%
09		9191	44.4%
10		1351	6.5%
11		366	1.8%
12		205	1.0%
13		224	1.1%
14		173	0.8%
15		6672	32.2%

Warning: these figures indicate the number of cases found in the data file. They cannot be interpreted as summary statistics of the population of interest.

### # SIZE\_EMP1: SIZE OF EMPLOYMENT CODE-

<b>Information</b>	[Type= discrete] [Format=character] [Missing=*]
<b>Statistics [NW/ W]</b>	[Valid=20694 /-] [Invalid=0 /-]

## File : 03 Arunachal Pradesh

### # SIZE\_EMP1: SIZE OF EMPLOYMENT CODE-

Value	Label	Cases	Percentage
1	Employee size 0 to 1	9334	45.1%
2	Employee size 2	5570	26.9%
3	Employee size 3	1957	9.5%
4	Employee size 4	874	4.2%
5	Employee size 5	533	2.6%
6	Employee size 6 to 9	990	4.8%
7	Employee size >9	1436	6.9%

*Warning: these figures indicate the number of cases found in the data file. They cannot be interpreted as summary statistics of the population of interest.*

### # SIZE\_EMP2: SIZE OF EMPLOYMENT CODE-

<b>Information</b>	[Type= discrete] [Format=character] [Missing=*]
<b>Statistics [NW/ W]</b>	[Valid=20694 /-] [Invalid=0 /-]

Value	Label	Cases	Percentage
01	Employee size 0 to 1	9334	45.1%
02	Employee size 2	5570	26.9%
03	Employee size 3	1957	9.5%
04	Employee size 4	874	4.2%
05	Employee size 5	533	2.6%
07	Employee size 6 to 9	990	4.8%
08	Employee size 10 to 14	543	2.6%
09	Employee size 15 to 19	286	1.4%
10	Employee size 20 to 24	156	0.8%
11	Employee size 25 to 49	287	1.4%
12	Employee size 50 to 99	104	0.5%
13	Employee size 100 to 199	43	0.2%
14	Employee size 200 to 499	17	0.1%
15	Employee size >=500	0	

*Warning: these figures indicate the number of cases found in the data file. They cannot be interpreted as summary statistics of the population of interest.*

### # FITTER: FILLER

<b>Information</b>	[Type= discrete] [Format=character] [Missing=*]
<b>Statistics [NW/ W]</b>	[Valid=0 /-] [Invalid=0 /-]

## File : 04 Assam

### # FILE\_ID: FILE-ID

Information [Type= discrete] [Format=character] [Missing=\*]

Statistics [NW/ W] [Valid=593169 /-] [Invalid=0 /-]

Value	Label	Cases	Percentage
EC98AD		593169	100.0%

Warning: these figures indicate the number of cases found in the data file. They cannot be interpreted as summary statistics of the population of interest.

### # ID\_NO: FILE-ID

Information [Type= discrete] [Format=character] [Missing=\*]

Statistics [NW/ W] [Valid=593169 /-] [Invalid=0 /-]

### # ST: STATE

Information [Type= discrete] [Format=character] [Missing=\*]

Statistics [NW/ W] [Valid=593169 /-] [Invalid=0 /-]

Value	Label	Cases	Percentage
04	Assam	593169	100.0%

Warning: these figures indicate the number of cases found in the data file. They cannot be interpreted as summary statistics of the population of interest.

### # DT: DISTRICT

Information [Type= discrete] [Format=character] [Missing=\*]

Statistics [NW/ W] [Valid=593169 /-] [Invalid=0 /-]

Value	Label	Cases	Percentage
01	DHUBRI	29386	5.0%
02	KOKRAJHAR	11454	1.9%
03	BANGAIGAON	16117	2.7%
04	GOALPARA	17888	3.0%
05	BARPETA	28687	4.8%
06	NALBARI	23703	4.0%
07	KAMROOP	82066	13.8%
08	DARANG	28104	4.7%
09	SONITPUR	32734	5.5%
10	LAKHIMPUR	22679	3.8%
11	DHEMAJI	10424	1.8%
12	MARIGAON	13851	2.3%
13	NAGAON	49733	8.4%
14	GOLAGHAT	23394	3.9%
15	JORHAT	28737	4.8%
16	SIBSAGAR	25980	4.4%
17	DIBRUGARH	26454	4.5%
18	TINSUKIA	33849	5.7%
19	KARBIANGLONG	16197	2.7%
20	NORTH COCHAR	7225	1.2%
21	KARIM GANJ	22412	3.8%
22	HAILAKANDI	10799	1.8%
23	CACHAR	31296	5.3%

Warning: these figures indicate the number of cases found in the data file. They cannot be interpreted as summary statistics of the population of interest.

**File : 04 Assam****# TEH: TEHSIL****Information** [Type= discrete] [Format=character] [Missing=\*]**Statistics [NW/ W]** [Valid=593169 /-] [Invalid=0 /-]

Value	Label	Cases	Percentage
000		165350	27.9%
001		271816	45.8%
002		103120	17.4%
003		38382	6.5%
017		1306	0.2%
027		8222	1.4%
034		1	0.0%
037		185	0.0%
047		624	0.1%
901		4163	0.7%

*Warning: these figures indicate the number of cases found in the data file. They cannot be interpreted as summary statistics of the population of interest.***# CD\_BLOCK: CD BLOCK****Information** [Type= discrete] [Format=character] [Missing=\*]**Statistics [NW/ W]** [Valid=593169 /-] [Invalid=0 /-]

Value	Label	Cases	Percentage
00		180387	30.4%
01		142024	23.9%
02		99081	16.7%
03		65473	11.0%
04		40381	6.8%
05		26128	4.4%
06		19121	3.2%
07		15231	2.6%
08		5343	0.9%

*Warning: these figures indicate the number of cases found in the data file. They cannot be interpreted as summary statistics of the population of interest.***# SECTOR: SECTOR****Information** [Type= discrete] [Format=character] [Missing=\*]**Statistics [NW/ W]** [Valid=593169 /-] [Invalid=0 /-]

Value	Label	Cases	Percentage
1	Rural	404279	68.2%
2	Urban	188890	31.8%

*Warning: these figures indicate the number of cases found in the data file. They cannot be interpreted as summary statistics of the population of interest.***# V\_C: VILLAGE CODE****Information** [Type= discrete] [Format=character] [Missing=\*]**Statistics [NW/ W]** [Valid=593169 /-] [Invalid=0 /-]

Value	Label	Cases	Percentage
000		1	0.0%
001		1609	0.3%
002		1213	0.2%

## File : 04 Assam

### # V\_C: VILLAGE CODE

Value	Label	Cases	Percentage
003		1131	0.2%
004		1190	0.2%
005		1015	0.2%
006		964	0.2%
007		1349	0.2%
008		1433	0.2%
009		1281	0.2%
010		1126	0.2%
011		1107	0.2%
012		945	0.2%
013		788	0.1%
014		2650	0.4%
015		2149	0.4%
016		861	0.1%
017		34757	5.9%
018		992	0.2%
019		730	0.1%
020		998	0.2%
021		568	0.1%
022		965	0.2%
023		1003	0.2%
024		832	0.1%
025		5003	0.8%
026		2640	0.4%
027		73791	12.4%
028		7800	1.3%
029		1103	0.2%
030		1203	0.2%
031		1012	0.2%
032		946	0.2%
033		747	0.1%
034		2439	0.4%
035		1162	0.2%
036		2351	0.4%
037		22541	3.8%
038		796	0.1%
039		1153	0.2%
040		743	0.1%
041		781	0.1%
042		539	0.1%
043		687	0.1%
044		781	0.1%
045		587	0.1%

## File : 04 Assam

### # V\_C: VILLAGE CODE

Value	Label	Cases	Percentage
046		512	0.1%
047		10938	1.8%
048		6685	1.1%
049		694	0.1%
050		975	0.2%
051		752	0.1%
052		654	0.1%
053		1013	0.2%
054		869	0.1%
055		1547	0.3%
056		706	0.1%
057		16055	2.7%
058		552	0.1%
059		961	0.2%
060		1187	0.2%
061		904	0.2%
062		664	0.1%
063		933	0.2%
064		606	0.1%
065		1469	0.2%
066		638	0.1%
067		5076	0.9%
068		1486	0.3%
069		1046	0.2%
070		762	0.1%
071		831	0.1%
072		969	0.2%
073		706	0.1%
074		653	0.1%
075		791	0.1%
076		680	0.1%
077		5097	0.9%
078		1249	0.2%
079		696	0.1%
080		701	0.1%
081		920	0.2%
082		757	0.1%
083		757	0.1%
084		708	0.1%
085		805	0.1%
086		755	0.1%
087		1037	0.2%
088		729	0.1%

**File : 04 Assam****# V\_C: VILLAGE CODE**

<b>Value</b>	<b>Label</b>	<b>Cases</b>	<b>Percentage</b>
089		1008	0.2%
090		1287	0.2%
091		1076	0.2%
092		785	0.1%
093		991	0.2%
094		927	0.2%
095		671	0.1%
096		945	0.2%
097		554	0.1%
098		691	0.1%
099		918	0.2%
100		797	0.1%
101		956	0.2%
102		885	0.1%
103		913	0.2%
104		765	0.1%
105		742	0.1%
106		621	0.1%
107		786	0.1%
108		784	0.1%
109		682	0.1%
110		526	0.1%
111		856	0.1%
112		653	0.1%
113		1040	0.2%
114		751	0.1%
115		979	0.2%
116		782	0.1%
117		917	0.2%
118		1283	0.2%
119		804	0.1%
120		781	0.1%
121		724	0.1%
122		981	0.2%
123		736	0.1%
124		579	0.1%
125		763	0.1%
126		701	0.1%
127		507	0.1%
128		561	0.1%
129		440	0.1%
130		664	0.1%
131		519	0.1%

## File : 04 Assam

### # V\_C: VILLAGE CODE

Value	Label	Cases	Percentage
132		591	0.1%
133		563	0.1%
134		601	0.1%
135		856	0.1%
136		934	0.2%
137		666	0.1%
138		1395	0.2%
139		581	0.1%
140		766	0.1%
141		781	0.1%
142		664	0.1%
143		1106	0.2%
144		538	0.1%
145		608	0.1%
146		545	0.1%
147		684	0.1%
148		982	0.2%
149		610	0.1%
150		760	0.1%
151		747	0.1%
152		975	0.2%
153		769	0.1%
154		471	0.1%
155		568	0.1%
156		579	0.1%
157		578	0.1%
158		565	0.1%
159		908	0.2%
160		488	0.1%
161		517	0.1%
162		553	0.1%
163		463	0.1%
164		613	0.1%
165		586	0.1%
166		452	0.1%
167		879	0.1%
168		640	0.1%
169		495	0.1%
170		414	0.1%
171		591	0.1%
172		929	0.2%
173		939	0.2%
174		655	0.1%



**File : 04 Assam****# V\_C: VILLAGE CODE**

<b>Value</b>	<b>Label</b>	<b>Cases</b>	<b>Percentage</b>
175		770	0.1%
176		1144	0.2%
177		797	0.1%
178		732	0.1%
179		719	0.1%
180		1192	0.2%
181		678	0.1%
182		604	0.1%
183		414	0.1%
184		552	0.1%
185		590	0.1%
186		733	0.1%
187		633	0.1%
188		567	0.1%
189		653	0.1%
190		579	0.1%
191		479	0.1%
192		292	0.0%
193		609	0.1%
194		920	0.2%
195		479	0.1%
196		521	0.1%
197		371	0.1%
198		508	0.1%
199		497	0.1%
200		644	0.1%
201		543	0.1%
202		531	0.1%
203		693	0.1%
204		574	0.1%
205		622	0.1%
206		465	0.1%
207		634	0.1%
208		506	0.1%
209		528	0.1%
210		615	0.1%
211		435	0.1%
212		526	0.1%
213		671	0.1%
214		464	0.1%
215		524	0.1%
216		340	0.1%
217		800	0.1%

**File : 04 Assam****# V\_C: VILLAGE CODE**

<b>Value</b>	<b>Label</b>	<b>Cases</b>	<b>Percentage</b>
218		623	0.1%
219		587	0.1%
220		616	0.1%
221		694	0.1%
222		1031	0.2%
223		737	0.1%
224		693	0.1%
225		1157	0.2%
226		851	0.1%
227		562	0.1%
228		872	0.1%
229		668	0.1%
230		541	0.1%
231		1310	0.2%
232		826	0.1%
233		654	0.1%
234		677	0.1%
235		596	0.1%
236		708	0.1%
237		820	0.1%
238		691	0.1%
239		539	0.1%
240		570	0.1%
241		578	0.1%
242		726	0.1%
243		668	0.1%
244		647	0.1%
245		669	0.1%
246		905	0.2%
247		500	0.1%
248		487	0.1%
249		506	0.1%
250		307	0.1%
251		451	0.1%
252		452	0.1%
253		462	0.1%
254		493	0.1%
255		679	0.1%
256		365	0.1%
257		647	0.1%
258		750	0.1%
259		1070	0.2%
260		510	0.1%

**File : 04 Assam****# V\_C: VILLAGE CODE**

<b>Value</b>	<b>Label</b>	<b>Cases</b>	<b>Percentage</b>
261		797	0.1%
262		582	0.1%
263		399	0.1%
264		398	0.1%
265		404	0.1%
266		739	0.1%
267		726	0.1%
268		338	0.1%
269		434	0.1%
270		394	0.1%
271		441	0.1%
272		745	0.1%
273		608	0.1%
274		920	0.2%
275		393	0.1%
276		338	0.1%
277		981	0.2%
278		769	0.1%
279		286	0.0%
280		463	0.1%
281		383	0.1%
282		438	0.1%
283		526	0.1%
284		337	0.1%
285		437	0.1%
286		374	0.1%
287		304	0.1%
288		454	0.1%
289		653	0.1%
290		478	0.1%
291		359	0.1%
292		666	0.1%
293		592	0.1%
294		491	0.1%
295		475	0.1%
296		541	0.1%
297		525	0.1%
298		624	0.1%
299		825	0.1%
300		529	0.1%
301		620	0.1%
302		498	0.1%
303		341	0.1%

**File : 04 Assam**

**# V\_C: VILLAGE CODE**

Value	Label	Cases	Percentage
304		551	0.1%
305		384	0.1%
306		507	0.1%
307		624	0.1%
308		320	0.1%
309		623	0.1%
310		371	0.1%
311		647	0.1%
312		298	0.1%
313		360	0.1%
314		435	0.1%
315		279	0.0%
316		373	0.1%
317		316	0.1%
318		332	0.1%
319		504	0.1%
320		446	0.1%
321		499	0.1%
322		364	0.1%
323		328	0.1%
324		446	0.1%
325		411	0.1%
326		905	0.2%
327		467	0.1%
328		552	0.1%
329		440	0.1%
330		593	0.1%
331		358	0.1%
332		380	0.1%
333		323	0.1%
334		179	0.0%
335		525	0.1%
336		362	0.1%
337		385	0.1%
338		346	0.1%
339		494	0.1%
340		313	0.1%
341		1311	0.2%
342		370	0.1%
343		436	0.1%
344		653	0.1%
345		343	0.1%
346		678	0.1%

**File : 04 Assam****# V\_C: VILLAGE CODE**

<b>Value</b>	<b>Label</b>	<b>Cases</b>	<b>Percentage</b>
347		463	0.1%
348		426	0.1%
349		529	0.1%
350		522	0.1%
351		536	0.1%
352		300	0.1%
353		402	0.1%
354		631	0.1%
355		506	0.1%
356		645	0.1%
357		413	0.1%
358		423	0.1%
359		577	0.1%
360		734	0.1%
361		359	0.1%
362		361	0.1%
363		746	0.1%
364		453	0.1%
365		515	0.1%
366		363	0.1%
367		472	0.1%
368		385	0.1%
369		402	0.1%
370		414	0.1%
371		542	0.1%
372		346	0.1%
373		465	0.1%
374		257	0.0%
375		883	0.1%
376		299	0.1%
377		293	0.0%
378		270	0.0%
379		320	0.1%
380		541	0.1%
381		600	0.1%
382		548	0.1%
383		364	0.1%
384		439	0.1%
385		323	0.1%
386		501	0.1%
387		519	0.1%
388		808	0.1%
389		486	0.1%

## File : 04 Assam

### # V\_C: VILLAGE CODE

Value	Label	Cases	Percentage
390		311	0.1%
391		593	0.1%
392		373	0.1%
393		453	0.1%
394		304	0.1%
395		390	0.1%
396		850	0.1%
397		933	0.2%
398		599	0.1%
399		588	0.1%
400		388	0.1%
401		395	0.1%
402		520	0.1%
403		314	0.1%
404		412	0.1%
405		270	0.0%
406		531	0.1%
407		373	0.1%
408		449	0.1%
409		310	0.1%
410		416	0.1%
411		350	0.1%
412		293	0.0%
413		295	0.0%
414		317	0.1%
415		531	0.1%
416		288	0.0%
417		331	0.1%
418		469	0.1%
419		463	0.1%
420		346	0.1%
421		301	0.1%
422		598	0.1%
423		565	0.1%
424		370	0.1%
425		660	0.1%
426		432	0.1%
427		385	0.1%
428		376	0.1%
429		287	0.0%
430		263	0.0%
431		357	0.1%
432		592	0.1%

## File : 04 Assam

### # V\_C: VILLAGE CODE

Value	Label	Cases	Percentage
433		334	0.1%
434		352	0.1%
435		361	0.1%
436		307	0.1%
437		276	0.0%
438		643	0.1%
439		448	0.1%
440		436	0.1%
441		514	0.1%
442		235	0.0%
443		453	0.1%
444		382	0.1%
445		309	0.1%
446		1028	0.2%
447		405	0.1%
448		238	0.0%
449		267	0.0%
450		217	0.0%
451		179	0.0%
452		241	0.0%
453		325	0.1%
454		246	0.0%
455		362	0.1%
456		348	0.1%
457		615	0.1%
458		313	0.1%
459		329	0.1%
460		316	0.1%
461		541	0.1%
462		584	0.1%
463		279	0.0%
464		288	0.0%
465		419	0.1%
466		603	0.1%
467		1661	0.3%
468		474	0.1%
469		653	0.1%
470		226	0.0%
471		360	0.1%
472		366	0.1%
473		351	0.1%
474		549	0.1%
475		338	0.1%

**File : 04 Assam****# V\_C: VILLAGE CODE**

<b>Value</b>	<b>Label</b>	<b>Cases</b>	<b>Percentage</b>
476		457	0.1%
477		316	0.1%
478		525	0.1%
479		435	0.1%
480		887	0.1%
481		334	0.1%
482		386	0.1%
483		277	0.0%
484		363	0.1%
485		367	0.1%
486		283	0.0%
487		310	0.1%
488		272	0.0%
489		265	0.0%
490		622	0.1%
491		508	0.1%
492		375	0.1%
493		333	0.1%
494		375	0.1%
495		267	0.0%
496		400	0.1%
497		193	0.0%
498		364	0.1%
499		304	0.1%
500		388	0.1%
501		378	0.1%
502		463	0.1%
503		162	0.0%
504		246	0.0%
505		422	0.1%
506		285	0.0%
507		238	0.0%
508		449	0.1%
509		462	0.1%
510		160	0.0%
511		206	0.0%
512		251	0.0%
513		197	0.0%
514		511	0.1%
515		180	0.0%
516		236	0.0%
517		262	0.0%
518		189	0.0%



## File : 04 Assam

### # V\_C: VILLAGE CODE

Value	Label	Cases	Percentage
519		283	0.0%
520		196	0.0%
521		212	0.0%
522		226	0.0%
523		212	0.0%
524		270	0.0%
525		315	0.1%
526		216	0.0%
527		372	0.1%
528		487	0.1%
529		339	0.1%
530		277	0.0%
531		348	0.1%
532		210	0.0%
533		304	0.1%
534		626	0.1%
535		1044	0.2%
536		296	0.0%
537		208	0.0%
538		382	0.1%
539		260	0.0%
540		327	0.1%
541		322	0.1%
542		263	0.0%
543		383	0.1%
544		227	0.0%
545		339	0.1%
546		715	0.1%
547		333	0.1%
548		287	0.0%
549		352	0.1%
550		149	0.0%
551		213	0.0%
552		252	0.0%
553		270	0.0%
554		406	0.1%
555		369	0.1%
556		219	0.0%
557		273	0.0%
558		160	0.0%
559		253	0.0%
560		314	0.1%
561		192	0.0%

## File : 04 Assam

### # V\_C: VILLAGE CODE

Value	Label	Cases	Percentage
562		412	0.1%
563		398	0.1%
564		222	0.0%
565		275	0.0%
566		551	0.1%
567		261	0.0%
568		265	0.0%
569		315	0.1%
570		362	0.1%
571		296	0.0%
572		250	0.0%
573		325	0.1%
574		242	0.0%
575		461	0.1%
576		274	0.0%
577		695	0.1%
578		657	0.1%
579		557	0.1%
580		209	0.0%
581		426	0.1%
582		428	0.1%
583		225	0.0%
584		342	0.1%
585		200	0.0%
586		294	0.0%
587		322	0.1%
588		240	0.0%
589		152	0.0%
590		219	0.0%
591		232	0.0%
592		333	0.1%
593		392	0.1%
594		212	0.0%
595		224	0.0%
596		316	0.1%
597		175	0.0%
598		257	0.0%
599		346	0.1%
600		310	0.1%
601		257	0.0%
602		251	0.0%
603		291	0.0%
604		290	0.0%

## File : 04 Assam

### # V\_C: VILLAGE CODE

Value	Label	Cases	Percentage
605		227	0.0%
606		227	0.0%
607		480	0.1%
608		255	0.0%
609		203	0.0%
610		179	0.0%
611		245	0.0%
612		221	0.0%
613		164	0.0%
614		282	0.0%
615		253	0.0%
616		266	0.0%
617		288	0.0%
618		183	0.0%
619		247	0.0%
620		427	0.1%
621		409	0.1%
622		227	0.0%
623		273	0.0%
624		249	0.0%
625		216	0.0%
626		350	0.1%
627		710	0.1%
628		179	0.0%
629		412	0.1%
630		333	0.1%
631		289	0.0%
632		334	0.1%
633		227	0.0%
634		246	0.0%
635		250	0.0%
636		147	0.0%
637		155	0.0%
638		142	0.0%
639		171	0.0%
640		315	0.1%
641		193	0.0%
642		283	0.0%
643		381	0.1%
644		280	0.0%
645		285	0.0%
646		301	0.1%
647		162	0.0%

**File : 04 Assam****# V\_C: VILLAGE CODE**

<b>Value</b>	<b>Label</b>	<b>Cases</b>	<b>Percentage</b>
648		306	0.1%
649		239	0.0%
650		210	0.0%
651		118	0.0%
652		293	0.0%
653		216	0.0%
654		92	0.0%
655		163	0.0%
656		211	0.0%
657		187	0.0%
658		708	0.1%
659		692	0.1%
660		335	0.1%
661		286	0.0%
662		183	0.0%
663		467	0.1%
664		247	0.0%
665		244	0.0%
666		177	0.0%
667		375	0.1%
668		262	0.0%
669		168	0.0%
670		127	0.0%
671		118	0.0%
672		200	0.0%
673		88	0.0%
674		146	0.0%
675		248	0.0%
676		268	0.0%
677		129	0.0%
678		157	0.0%
679		147	0.0%
680		251	0.0%
681		165	0.0%
682		90	0.0%
683		125	0.0%
684		393	0.1%
685		296	0.0%
686		238	0.0%
687		293	0.0%
688		146	0.0%
689		208	0.0%
690		162	0.0%

**File : 04 Assam****# V\_C: VILLAGE CODE**

<b>Value</b>	<b>Label</b>	<b>Cases</b>	<b>Percentage</b>
691		161	0.0%
692		570	0.1%
693		280	0.0%
694		218	0.0%
695		169	0.0%
696		249	0.0%
697		191	0.0%
698		224	0.0%
699		165	0.0%
700		217	0.0%
701		212	0.0%
702		165	0.0%
703		331	0.1%
704		356	0.1%
705		376	0.1%
706		543	0.1%
707		418	0.1%
708		257	0.0%
709		279	0.0%
710		199	0.0%
711		184	0.0%
712		259	0.0%
713		323	0.1%
714		149	0.0%
715		467	0.1%
716		198	0.0%
717		234	0.0%
718		159	0.0%
719		316	0.1%
720		311	0.1%
721		331	0.1%
722		331	0.1%
723		259	0.0%
724		624	0.1%
725		347	0.1%
726		261	0.0%
727		228	0.0%
728		286	0.0%
729		232	0.0%
730		249	0.0%
731		157	0.0%
732		269	0.0%
733		130	0.0%

## File : 04 Assam

### # V\_C: VILLAGE CODE

Value	Label	Cases	Percentage
734		110	0.0%
735		282	0.0%
736		151	0.0%
737		277	0.0%
738		206	0.0%
739		146	0.0%
740		205	0.0%
741		271	0.0%
742		281	0.0%
743		330	0.1%
744		301	0.1%
745		157	0.0%
746		233	0.0%
747		325	0.1%
748		194	0.0%
749		179	0.0%
750		274	0.0%
751		281	0.0%
752		370	0.1%
753		70	0.0%
754		98	0.0%
755		206	0.0%
756		310	0.1%
757		203	0.0%
758		164	0.0%
759		123	0.0%
760		183	0.0%
761		139	0.0%
762		123	0.0%
763		127	0.0%
764		299	0.1%
765		548	0.1%
766		136	0.0%
767		134	0.0%
768		207	0.0%
769		221	0.0%
770		73	0.0%
771		490	0.1%
772		369	0.1%
773		73	0.0%
774		231	0.0%
775		106	0.0%
776		206	0.0%

**File : 04 Assam****# V\_C: VILLAGE CODE**

<b>Value</b>	<b>Label</b>	<b>Cases</b>	<b>Percentage</b>
777		547	0.1%
778		167	0.0%
779		155	0.0%
780		174	0.0%
781		291	0.0%
782		86	0.0%
783		322	0.1%
784		338	0.1%
785		163	0.0%
786		51	0.0%
787		234	0.0%
788		134	0.0%
789		214	0.0%
790		125	0.0%
791		154	0.0%
792		103	0.0%
793		122	0.0%
794		78	0.0%
795		134	0.0%
796		85	0.0%
797		142	0.0%
798		78	0.0%
799		81	0.0%
800		82	0.0%
801		116	0.0%
802		76	0.0%
803		224	0.0%
804		89	0.0%
805		47	0.0%
806		57	0.0%
807		57	0.0%
808		92	0.0%
809		33	0.0%
810		110	0.0%
811		69	0.0%
812		50	0.0%
813		135	0.0%
814		113	0.0%
815		218	0.0%
816		80	0.0%
817		239	0.0%
818		189	0.0%
819		114	0.0%

**File : 04 Assam****# V\_C: VILLAGE CODE**

<b>Value</b>	<b>Label</b>	<b>Cases</b>	<b>Percentage</b>
820		106	0.0%
821		79	0.0%
822		165	0.0%
823		63	0.0%
824		180	0.0%
825		131	0.0%
826		741	0.1%
827		224	0.0%
828		35	0.0%
829		58	0.0%
830		143	0.0%
831		158	0.0%
832		222	0.0%
833		175	0.0%
834		197	0.0%
835		43	0.0%
836		130	0.0%
837		153	0.0%
838		47	0.0%
839		150	0.0%
840		247	0.0%
841		89	0.0%
842		72	0.0%
843		394	0.1%
844		52	0.0%
845		230	0.0%
846		89	0.0%
847		100	0.0%
848		165	0.0%
849		44	0.0%
850		54	0.0%
851		66	0.0%
852		76	0.0%
853		47	0.0%
854		258	0.0%
855		180	0.0%
856		298	0.1%
857		195	0.0%
858		83	0.0%
859		73	0.0%
860		66	0.0%
861		113	0.0%
862		122	0.0%



**File : 04 Assam****# V\_C: VILLAGE CODE**

<b>Value</b>	<b>Label</b>	<b>Cases</b>	<b>Percentage</b>
863		69	0.0%
864		55	0.0%
865		62	0.0%
866		138	0.0%
867		195	0.0%
868		102	0.0%
869		112	0.0%
870		179	0.0%
871		85	0.0%
872		115	0.0%
873		97	0.0%
874		66	0.0%
875		66	0.0%
876		130	0.0%
877		45	0.0%
878		32	0.0%
879		64	0.0%
880		53	0.0%
881		274	0.0%
882		185	0.0%
883		117	0.0%
884		360	0.1%
885		89	0.0%
886		69	0.0%
887		22	0.0%
888		244	0.0%
889		119	0.0%
890		172	0.0%
891		71	0.0%
892		105	0.0%
893		127	0.0%
894		139	0.0%
895		163	0.0%
896		43	0.0%
897		52	0.0%
898		99	0.0%
899		80	0.0%
900		254	0.0%
901		138	0.0%
902		97	0.0%
903		129	0.0%
904		88	0.0%
905		103	0.0%

**File : 04 Assam****# V\_C: VILLAGE CODE**

<b>Value</b>	<b>Label</b>	<b>Cases</b>	<b>Percentage</b>
906		76	0.0%
907		86	0.0%
908		119	0.0%
909		225	0.0%
910		53	0.0%
911		25	0.0%
912		73	0.0%
913		77	0.0%
914		145	0.0%
915		101	0.0%
916		60	0.0%
917		43	0.0%
918		49	0.0%
919		156	0.0%
920		74	0.0%
921		66	0.0%
922		65	0.0%
923		45	0.0%
924		136	0.0%
925		219	0.0%
926		58	0.0%
927		34	0.0%
928		17	0.0%
929		55	0.0%
930		107	0.0%
931		37	0.0%
932		41	0.0%
933		118	0.0%
934		15	0.0%
935		84	0.0%
936		50	0.0%
937		43	0.0%
938		52	0.0%
939		47	0.0%
940		43	0.0%
941		37	0.0%
942		64	0.0%
943		74	0.0%
944		90	0.0%
945		23	0.0%
946		43	0.0%
947		115	0.0%
948		37	0.0%

**File : 04 Assam****# V\_C: VILLAGE CODE**

<b>Value</b>	<b>Label</b>	<b>Cases</b>	<b>Percentage</b>
949		45	0.0%
950		163	0.0%
951		45	0.0%
952		206	0.0%
953		36	0.0%
954		64	0.0%
955		84	0.0%
956		61	0.0%
957		30	0.0%
958		11	0.0%
959		3	0.0%
960		29	0.0%
961		14	0.0%
962		13	0.0%
963		7	0.0%
964		18	0.0%
965		19	0.0%
966		20	0.0%
967		16	0.0%
968		12	0.0%
969		88	0.0%
970		14	0.0%
971		19	0.0%
972		30	0.0%
973		20	0.0%
974		21	0.0%
975		21	0.0%
976		15	0.0%
977		19	0.0%
978		50	0.0%
979		21	0.0%
980		7	0.0%
981		7	0.0%
982		4	0.0%
983		3	0.0%
984		4	0.0%
985		21	0.0%
986		11	0.0%
987		12	0.0%
988		3	0.0%
989		19	0.0%
990		1	0.0%
991		26	0.0%

## File : 04 Assam

### # V\_C: VILLAGE CODE

Value	Label	Cases	Percentage
992		23	0.0%
993		13	0.0%
994		11	0.0%
995		11	0.0%
996		1	0.0%

Warning: these figures indicate the number of cases found in the data file. They cannot be interpreted as summary statistics of the population of interest.

### # WARD: WARD CODE

<b>Information</b>	[Type= discrete] [Format=character] [Missing=*]
<b>Statistics [NW/ W]</b>	[Valid=593168 /-] [Invalid=0 /-]

Value	Label	Cases	Percentage
000		556616	93.8%
001		6394	1.1%
002		1908	0.3%
003		1846	0.3%
004		2344	0.4%
005		2649	0.4%
006		1458	0.2%
007		8500	1.4%
008		915	0.2%
009		757	0.1%
010		399	0.1%
011		781	0.1%
012		1126	0.2%
013		622	0.1%
014		427	0.1%
015		49	0.0%
016		311	0.1%
017		123	0.0%
018		233	0.0%
019		1304	0.2%
020		228	0.0%
021		326	0.1%
022		60	0.0%
023		1036	0.2%
024		208	0.0%
025		135	0.0%
026		322	0.1%
027		231	0.0%
058		981	0.2%
200		41	0.0%
300		838	0.1%

Warning: these figures indicate the number of cases found in the data file. They cannot be interpreted as summary statistics of the population of interest.

# File : 04 Assam

# IV\_UNIT: IV UNIT

Information [Type= discrete] [Format=character] [Missing=\*]

Statistics [NW/ W] [Valid=593168 /-] [Invalid=0 /-]

Value	Label	Cases	Percentage
000		397092	66.9%
001		92324	15.6%
002		27455	4.6%
003		9147	1.5%
004		7852	1.3%
005		6549	1.1%
006		3117	0.5%
007		2228	0.4%
008		3596	0.6%
009		2932	0.5%
010		2336	0.4%
011		1173	0.2%
012		2066	0.3%
013		724	0.1%
014		1459	0.2%
015		3745	0.6%
016		1944	0.3%
017		1162	0.2%
018		2338	0.4%
019		1165	0.2%
020		2290	0.4%
021		1033	0.2%
022		2255	0.4%
023		352	0.1%
024		1174	0.2%
025		110	0.0%
026		92	0.0%
027		848	0.1%
028		723	0.1%
029		2253	0.4%
030		1526	0.3%
031		1392	0.2%
032		868	0.1%
033		575	0.1%
034		640	0.1%
035		1002	0.2%
102		1212	0.2%
298		56	0.0%
299		37	0.0%
300		85	0.0%
301		28	0.0%

**File : 04 Assam**

**# IV\_UNIT: IV UNIT**

Value	Label	Cases	Percentage
302		14	0.0%
303		25	0.0%
304		16	0.0%
305		106	0.0%
306		11	0.0%
308		31	0.0%
309		84	0.0%
310		49	0.0%
311		65	0.0%
312		28	0.0%
313		37	0.0%
314		98	0.0%
315		76	0.0%
316		97	0.0%
317		84	0.0%
318		50	0.0%
319		18	0.0%
320		4	0.0%
321		86	0.0%
322		42	0.0%
323		12	0.0%
324		172	0.0%
325		16	0.0%
326		38	0.0%
327		39	0.0%
328		28	0.0%
329		68	0.0%
330		72	0.0%
331		41	0.0%
332		62	0.0%
333		55	0.0%
334		22	0.0%
335		8	0.0%
336		11	0.0%
337		52	0.0%
338		20	0.0%
339		28	0.0%
340		17	0.0%
341		118	0.0%
342		7	0.0%
343		49	0.0%
344		26	0.0%
345		33	0.0%

## File : 04 Assam

### # IV\_UNIT: IV UNIT

Value	Label	Cases	Percentage
346		14	0.0%
347		27	0.0%
348		19	0.0%
349		54	0.0%
350		41	0.0%
352		207	0.0%
353		35	0.0%
354		42	0.0%
355		14	0.0%
418		1745	0.3%

Warning: these figures indicate the number of cases found in the data file. They cannot be interpreted as summary statistics of the population of interest.

### # UFS\_BLOCK: UFS BLOCK

**Information** [Type= discrete] [Format=character] [Missing=\*]

**Statistics [NW/ W]** [Valid=593168 /-] [Invalid=0 /-]

Value	Label	Cases	Percentage
00		402725	67.9%
01		11483	1.9%
02		9866	1.7%
03		9779	1.6%
04		10530	1.8%
05		8721	1.5%
06		9508	1.6%
07		9571	1.6%
08		9475	1.6%
09		9139	1.5%
10		9115	1.5%
11		9604	1.6%
12		8493	1.4%
13		8801	1.5%
14		7876	1.3%
15		6586	1.1%
16		6036	1.0%
17		6193	1.0%
18		5161	0.9%
19		5980	1.0%
20		5175	0.9%
21		4534	0.8%
22		3141	0.5%
23		3383	0.6%
24		2364	0.4%
25		2752	0.5%
26		1990	0.3%
27		1472	0.2%

**File : 04 Assam****# UFS\_BLOCK: UFS BLOCK**

<b>Value</b>	<b>Label</b>	<b>Cases</b>	<b>Percentage</b>
28		1552	0.3%
29		654	0.1%
30		171	0.0%
31		244	0.0%
32		244	0.0%
33		211	0.0%
34		17	0.0%
35		39	0.0%
36		15	0.0%
37		7	0.0%
38		14	0.0%
39		35	0.0%
40		17	0.0%
41		17	0.0%
42		14	0.0%
43		15	0.0%
44		12	0.0%
45		14	0.0%
46		14	0.0%
47		45	0.0%
48		47	0.0%
49		24	0.0%
50		15	0.0%
51		7	0.0%
52		15	0.0%
53		7	0.0%
54		15	0.0%
55		16	0.0%
56		8	0.0%
57		14	0.0%
58		14	0.0%
59		8	0.0%
60		7	0.0%
61		2	0.0%
62		34	0.0%
63		15	0.0%
64		15	0.0%
65		7	0.0%
66		14	0.0%
67		11	0.0%
68		15	0.0%
69		6	0.0%
70		1	0.0%



## File : 04 Assam

### # UFS\_BLOCK: UFS BLOCK

Value	Label	Cases	Percentage
71		11	0.0%
72		1	0.0%
73		1	0.0%
74		1	0.0%
75		2	0.0%
76		2	0.0%
78		1	0.0%
80		1	0.0%
81		1	0.0%
83		1	0.0%
84		2	0.0%
85		3	0.0%
86		3	0.0%
87		1	0.0%
88		3	0.0%
89		1	0.0%
90		1	0.0%
91		8	0.0%
93		1	0.0%
94		1	0.0%
96		1	0.0%

*Warning: these figures indicate the number of cases found in the data file. They cannot be interpreted as summary statistics of the population of interest.*

### # P\_NO: PAGE NO

**Information** [Type= discrete] [Format=character] [Missing=\*]

**Statistics [NW/ W]** [Valid=593168 /-] [Invalid=0 /-]

Value	Label	Cases	Percentage
000		38	0.0%
001		139968	23.6%
002		97510	16.4%
003		56679	9.6%
004		45629	7.7%
005		32567	5.5%
006		27742	4.7%
007		21583	3.6%
008		18976	3.2%
009		15494	2.6%
010		13966	2.4%
011		11611	2.0%
012		10526	1.8%
013		8939	1.5%
014		8018	1.4%
015		7004	1.2%
016		6359	1.1%

## File : 04 Assam

# P\_NO: PAGE NO

Value	Label	Cases	Percentage
017		5603	0.9%
018		5025	0.8%
019		4449	0.8%
020		4069	0.7%
021		3635	0.6%
022		3401	0.6%
023		3064	0.5%
024		2805	0.5%
025		2473	0.4%
026		2280	0.4%
027		1964	0.3%
028		1822	0.3%
029		1616	0.3%
030		1496	0.3%
031		1363	0.2%
032		1365	0.2%
033		1127	0.2%
034		1058	0.2%
035		995	0.2%
036		964	0.2%
037		900	0.2%
038		854	0.1%
039		795	0.1%
040		762	0.1%
041		692	0.1%
042		666	0.1%
043		619	0.1%
044		610	0.1%
045		572	0.1%
046		534	0.1%
047		504	0.1%
048		471	0.1%
049		438	0.1%
050		430	0.1%
051		402	0.1%
052		390	0.1%
053		373	0.1%
054		344	0.1%
055		302	0.1%
056		300	0.1%
057		281	0.0%
058		272	0.0%
059		254	0.0%

**File : 04 Assam**

# P\_NO: PAGE NO

Value	Label	Cases	Percentage
060		258	0.0%
061		257	0.0%
062		247	0.0%
063		246	0.0%
064		236	0.0%
065		221	0.0%
066		223	0.0%
067		223	0.0%
068		224	0.0%
069		210	0.0%
070		207	0.0%
071		190	0.0%
072		191	0.0%
073		175	0.0%
074		166	0.0%
075		146	0.0%
076		134	0.0%
077		139	0.0%
078		133	0.0%
079		133	0.0%
080		133	0.0%
081		132	0.0%
082		123	0.0%
083		119	0.0%
084		100	0.0%
085		93	0.0%
086		91	0.0%
087		92	0.0%
088		91	0.0%
089		91	0.0%
090		72	0.0%
091		63	0.0%
092		54	0.0%
093		60	0.0%
094		49	0.0%
095		49	0.0%
096		49	0.0%
097		51	0.0%
098		42	0.0%
099		42	0.0%
100		42	0.0%
101		43	0.0%
102		42	0.0%

**File : 04 Assam**

# P\_NO: PAGE NO

Value	Label	Cases	Percentage
103		46	0.0%
104		39	0.0%
105		41	0.0%
106		40	0.0%
107		41	0.0%
108		40	0.0%
109		43	0.0%
110		38	0.0%
111		43	0.0%
112		39	0.0%
113		30	0.0%
114		27	0.0%
115		20	0.0%
116		16	0.0%
117		22	0.0%
118		25	0.0%
119		21	0.0%
120		16	0.0%
121		25	0.0%
122		21	0.0%
123		26	0.0%
124		21	0.0%
125		23	0.0%
126		19	0.0%
127		28	0.0%
128		21	0.0%
129		24	0.0%
130		22	0.0%
131		21	0.0%
132		21	0.0%
133		22	0.0%
134		21	0.0%
135		20	0.0%
136		21	0.0%
137		24	0.0%
138		21	0.0%
139		20	0.0%
140		21	0.0%
141		21	0.0%
142		21	0.0%
143		17	0.0%
144		14	0.0%
145		9	0.0%

**File : 04 Assam**

# P\_NO: PAGE NO

Value	Label	Cases	Percentage
146		7	0.0%
147		7	0.0%
148		7	0.0%
149		10	0.0%
150		7	0.0%
151		13	0.0%
152		14	0.0%
153		10	0.0%
154		7	0.0%
155		7	0.0%
156		7	0.0%
157		7	0.0%
163		2	0.0%
165		1	0.0%
167		1	0.0%
168		1	0.0%
169		1	0.0%
173		1	0.0%
179		7	0.0%
183		1	0.0%
185		5	0.0%
189		7	0.0%
190		7	0.0%
191		7	0.0%
192		7	0.0%
193		7	0.0%
194		7	0.0%
195		7	0.0%
196		6	0.0%
197		7	0.0%
198		7	0.0%
199		8	0.0%
200		8	0.0%
201		8	0.0%
202		7	0.0%
203		7	0.0%
204		7	0.0%
205		8	0.0%
206		6	0.0%
207		7	0.0%
208		7	0.0%
209		7	0.0%
210		7	0.0%

**File : 04 Assam**

# P\_NO: PAGE NO

Value	Label	Cases	Percentage
211		7	0.0%
212		7	0.0%
213		7	0.0%
214		7	0.0%
215		7	0.0%
216		7	0.0%
217		6	0.0%
219		4	0.0%
221		7	0.0%
222		7	0.0%
223		1	0.0%
225		6	0.0%
227		7	0.0%
228		2	0.0%
229		1	0.0%
231		5	0.0%
233		1	0.0%
237		7	0.0%
238		7	0.0%
239		7	0.0%
240		7	0.0%
241		7	0.0%
243		3	0.0%
249		7	0.0%
251		1	0.0%
257		6	0.0%
259		7	0.0%
260		7	0.0%
261		4	0.0%
262		5	0.0%
263		4	0.0%
264		5	0.0%
265		7	0.0%
266		1	0.0%
269		6	0.0%
271		3	0.0%
273		1	0.0%
275		1	0.0%
277		3	0.0%
279		6	0.0%
283		7	0.0%
284		1	0.0%
285		7	0.0%

**File : 04 Assam**

# P\_NO: PAGE NO

Value	Label	Cases	Percentage
286		7	0.0%
287		4	0.0%
289		7	0.0%
291		6	0.0%
292		7	0.0%
293		7	0.0%
294		7	0.0%
295		7	0.0%
296		7	0.0%
297		1	0.0%
307		1	0.0%
309		7	0.0%
310		7	0.0%
311		4	0.0%
313		7	0.0%
314		5	0.0%
315		2	0.0%
317		3	0.0%
319		7	0.0%
321		4	0.0%
323		7	0.0%
324		4	0.0%
325		7	0.0%
326		7	0.0%
327		7	0.0%
328		7	0.0%
329		7	0.0%
330		7	0.0%
331		7	0.0%
332		7	0.0%
333		7	0.0%
334		2	0.0%
335		7	0.0%
336		5	0.0%
337		2	0.0%
339		6	0.0%
341		2	0.0%
343		1	0.0%
345		2	0.0%
347		1	0.0%
349		7	0.0%
350		7	0.0%
351		7	0.0%

**File : 04 Assam**

# P\_NO: PAGE NO

Value	Label	Cases	Percentage
352		7	0.0%
353		7	0.0%
354		6	0.0%
355		7	0.0%
356		7	0.0%
357		7	0.0%
358		7	0.0%
359		7	0.0%
360		7	0.0%
361		7	0.0%
362		7	0.0%
363		7	0.0%
364		6	0.0%
365		7	0.0%
366		7	0.0%
367		2	0.0%
369		2	0.0%
371		7	0.0%
372		7	0.0%
373		4	0.0%
375		7	0.0%
376		3	0.0%
377		3	0.0%
381		7	0.0%
382		7	0.0%
383		5	0.0%
385		2	0.0%
387		1	0.0%
391		7	0.0%
392		7	0.0%
393		7	0.0%
394		1	0.0%
395		7	0.0%
396		7	0.0%
397		3	0.0%
399		7	0.0%
400		2	0.0%
405		3	0.0%
407		7	0.0%
408		5	0.0%
411		4	0.0%
417		1	0.0%
419		3	0.0%



**File : 04 Assam**

# P\_NO: PAGE NO

Value	Label	Cases	Percentage
423		1	0.0%
425		3	0.0%
427		7	0.0%
428		7	0.0%
429		8	0.0%
430		7	0.0%
431		7	0.0%
432		7	0.0%
433		7	0.0%
434		7	0.0%
435		7	0.0%
436		7	0.0%
437		7	0.0%
438		7	0.0%
439		7	0.0%
440		7	0.0%
441		7	0.0%
442		7	0.0%
443		7	0.0%
444		7	0.0%
445		7	0.0%
446		7	0.0%
447		7	0.0%
448		7	0.0%
449		7	0.0%
450		7	0.0%
451		7	0.0%
452		7	0.0%
453		7	0.0%
454		7	0.0%
455		7	0.0%
456		7	0.0%
457		7	0.0%
458		2	0.0%
461		7	0.0%
462		7	0.0%
463		7	0.0%
464		4	0.0%
465		7	0.0%
466		8	0.0%
467		5	0.0%
471		3	0.0%
473		1	0.0%

## File : 04 Assam

### # P\_NO: PAGE NO

Value	Label	Cases	Percentage
475		7	0.0%
477		7	0.0%
478		7	0.0%
479		7	0.0%
480		7	0.0%
481		7	0.0%
482		7	0.0%
483		7	0.0%
484		7	0.0%
485		7	0.0%
486		7	0.0%
487		7	0.0%
488		7	0.0%
489		7	0.0%
490		7	0.0%
491		7	0.0%
492		7	0.0%
493		7	0.0%
494		7	0.0%
495		7	0.0%
496		7	0.0%
497		7	0.0%
498		7	0.0%
499		7	0.0%
500		1	0.0%
503		7	0.0%
504		3	0.0%
507		7	0.0%
508		1	0.0%
511		1	0.0%
517		4	0.0%
520		2	0.0%
861		4	0.0%

Warning: these figures indicate the number of cases found in the data file. They cannot be interpreted as summary statistics of the population of interest.

### # LINE\_NO: LINE NUMBER

<b>Information</b>	[Type= discrete] [Format=character] [Missing=*]
<b>Statistics [NW/ W]</b>	[Valid=593168 /-] [Invalid=0 /-]

### # PREM\_S: PREMISES STATUS

<b>Information</b>	[Type= discrete] [Format=character] [Missing=*]
<b>Statistics [NW/ W]</b>	[Valid=593169 /-] [Invalid=0 /-]

Value	Label	Cases	Percentage
1	Without premises	101310	17.1%

**File : 04 Assam****# PREM\_S: PREMISES STATUS**

Value	Label	Cases	Percentage
2	With Premises	491859	82.9%

*Warning: these figures indicate the number of cases found in the data file. They cannot be interpreted as summary statistics of the population of interest.*

**# SRL\_NO: RUNNING SERIAL NUMBER**

**Information** [Type= discrete] [Format=character] [Missing=\*]

**Statistics [NW/ W]** [Valid=593168 /-] [Invalid=0 /-]

**# NIC: NIC Code**

**Information** [Type= discrete] [Format=character] [Missing=\*]

**Statistics [NW/ W]** [Valid=593169 /-] [Invalid=0 /-]

*Frequency table not shown (1366 Modalities)*

**# AGRI\_NON\_AGRI: AGRILAND NON-AGRI.**

**Information** [Type= discrete] [Format=character] [Missing=\*]

**Statistics [NW/ W]** [Valid=593169 /-] [Invalid=0 /-]

Value	Label	Cases	Percentage
1	Agriculture	19489	3.3%
2	Non-Agriculture	573680	96.7%

*Warning: these figures indicate the number of cases found in the data file. They cannot be interpreted as summary statistics of the population of interest.*

**# NOP: NATURE OF OPERATION**

**Information** [Type= discrete] [Format=character] [Missing=\*]

**Statistics [NW/ W]** [Valid=593169 /-] [Invalid=0 /-]

Value	Label	Cases	Percentage
1	Perennial	568735	95.9%
2	Non-Perennial	24434	4.1%

*Warning: these figures indicate the number of cases found in the data file. They cannot be interpreted as summary statistics of the population of interest.*

**# OWN\_SHIP: NERSHIP CODE**

**Information** [Type= discrete] [Format=character] [Missing=\*]

**Statistics [NW/ W]** [Valid=593169 /-] [Invalid=0 /-]

Value	Label	Cases	Percentage
1	ST Female	37808	6.4%
2	ST Male	493566	83.2%
3	SC Female	7811	1.3%
4	SC Male	53984	9.1%
5	OBC Female	0	
6	OBC Male	0	
7	Others Female	0	
8	Others Male	0	
9	Other than private enterprises	0	

*Warning: these figures indicate the number of cases found in the data file. They cannot be interpreted as summary statistics of the population of interest.*

**# SG: SOCIAL GROUP**

**Information** [Type= discrete] [Format=character] [Missing=\*]

**Statistics [NW/ W]** [Valid=593169 /-] [Invalid=0 /-]

**File : 04 Assam****# SG: SOCIAL GROUP**

Value	Label	Cases	Percentage
1	ST Female-1	3653	0.6%
2	ST Male-2	29933	5.0%
3	SC Female-3	3675	0.6%
4	SC Male-4	43806	7.4%
5	OBC Female-5	6026	1.0%
6	OBC Male-6	87566	14.8%
7	Others Female-7	5983	1.0%
8	Others Male-8	312924	52.8%
9	Other than private enterprises-9	99603	16.8%

Warning: these figures indicate the number of cases found in the data file. They cannot be interpreted as summary statistics of the population of interest.

**# P\_F\_USED: POWER/FUEL USED**

<b>Information</b>	[Type= discrete] [Format=character] [Missing=*]
<b>Statistics [NW/ W]</b>	[Valid=593169 /-] [Invalid=0 /-]

Value	Label	Cases	Percentage
0	Without power	506357	85.4%
1	Electricity	27898	4.7%
2	Coal/soft coke	11530	1.9%
3	Patrol/Diesel	9865	1.7%
4	LPG/Natural Gas	1684	0.3%
5	Fire wood	26080	4.4%
6	Kerosene	4792	0.8%
7	Animal power	795	0.1%
8	"Non-conventional energy (bio-gas, solar & wind energy)	601	0.1%
9	Others	3567	0.6%

Warning: these figures indicate the number of cases found in the data file. They cannot be interpreted as summary statistics of the population of interest.

**# Y\_OPRA: YEAR OF OPERATION**

<b>Information</b>	[Type= discrete] [Format=character] [Missing=*]
<b>Statistics [NW/ W]</b>	[Valid=593169 /-] [Invalid=0 /-]

Value	Label	Cases	Percentage
0	Less than 1 year	15035	2.5%
1	Completed 1 year	28727	4.8%
2	Completed 2 years	46666	7.9%
3	Completed 3 years	53683	9.1%
4	Completed 4 years	45232	7.6%
5	Completed 5 years	62291	10.5%
6	Completed 6 years	36953	6.2%
7	Completed 7 years	27503	4.6%
8	Completed 8 years	22459	3.8%
9	Completed 9 years or more	254620	42.9%

Warning: these figures indicate the number of cases found in the data file. They cannot be interpreted as summary statistics of the population of interest.

**# REGISN: REGISTRATION**

<b>Information</b>	[Type= discrete] [Format=character] [Missing=*]
--------------------	---

## File : 04 Assam

### # REGISN: REGISTRATION

Statistics [NW/ W] [Valid=593169 /-] [Invalid=0 /-]

Value	Label	Cases	Percentage
00		576365	97.2%
01		222	0.0%
02		522	0.1%
03		40	0.0%
04		59	0.0%
05		318	0.1%
06		82	0.0%
07		11	0.0%
08		14	0.0%
09		135	0.0%
11		1587	0.3%
12		88	0.0%
14		2	0.0%
15		14	0.0%
16		3	0.0%
17		1	0.0%
22		12440	2.1%
23		8	0.0%
24		12	0.0%
25		18	0.0%
26		10	0.0%
28		6	0.0%
29		8	0.0%
33		242	0.0%
34		1	0.0%
35		2	0.0%
36		1	0.0%
44		277	0.0%
45		3	0.0%
46		2	0.0%
55		245	0.0%
56		8	0.0%
59		1	0.0%
66		327	0.1%
68		1	0.0%
77		13	0.0%
88		29	0.0%
99		52	0.0%

Warning: these figures indicate the number of cases found in the data file. They cannot be interpreted as summary statistics of the population of interest.

### # SOF: SOURCE OF FINANCE

Information [Type= discrete] [Format=character] [Missing=\*]

Statistics [NW/ W] [Valid=593169 /-] [Invalid=0 /-]

## File : 04 Assam

### # SOF: SOURCE OF FINANCE

Value	Label	Cases	Percentage
1	Assistance under IRDP	3916	0.7%
2	Assistance under other poverty alleviation programs(TRYSEM/DWCARA/toll kits)	2368	0.4%
3	Borrowing from institutions	14028	2.4%
4	Borrowing from non-institutions	5168	0.9%
5	Self financing	470323	79.3%
6	Others	97366	16.4%

*Warning: these figures indicate the number of cases found in the data file. They cannot be interpreted as summary statistics of the population of interest.*

### # T\_ADULT\_M: TOTAL ADULT MALE

**Information** [Type= discrete] [Format=character] [Missing=\*]

**Statistics [NW/ W]** [Valid=593169 /-] [Invalid=0 /-]

Value	Label	Cases	Percentage
00000		10256	1.7%
00001		316089	53.3%
00002		131813	22.2%
00003		44259	7.5%
00004		30179	5.1%
00005		12256	2.1%
00006		8798	1.5%
00007		4885	0.8%
00008		4339	0.7%
00009		1962	0.3%
00010		3447	0.6%
00011		4182	0.7%
00012		4005	0.7%
00013		1676	0.3%
00014		1253	0.2%
00015		1602	0.3%
00016		979	0.2%
00017		638	0.1%
00018		679	0.1%
00019		398	0.1%
00020		901	0.2%
00021		758	0.1%
00022		535	0.1%
00023		329	0.1%
00024		291	0.0%
00025		565	0.1%
00026		267	0.0%
00027		231	0.0%
00028		206	0.0%
00029		168	0.0%
00030		421	0.1%

**File : 04 Assam**

**# T\_ADULT\_M: TOTAL ADULT MALE**

Value	Label	Cases	Percentage
00031		275	0.0%
00032		170	0.0%
00033		126	0.0%
00034		103	0.0%
00035		205	0.0%
00036		86	0.0%
00037		75	0.0%
00038		74	0.0%
00039		68	0.0%
00040		199	0.0%
00041		105	0.0%
00042		62	0.0%
00043		58	0.0%
00044		41	0.0%
00045		130	0.0%
00046		45	0.0%
00047		55	0.0%
00048		49	0.0%
00049		27	0.0%
00050		153	0.0%
00051		138	0.0%
00052		55	0.0%
00053		37	0.0%
00054		28	0.0%
00055		46	0.0%
00056		27	0.0%
00057		29	0.0%
00058		20	0.0%
00059		17	0.0%
00060		84	0.0%
00061		55	0.0%
00062		22	0.0%
00063		12	0.0%
00064		19	0.0%
00065		33	0.0%
00066		19	0.0%
00067		18	0.0%
00068		16	0.0%
00069		16	0.0%
00070		53	0.0%
00071		28	0.0%
00072		20	0.0%
00073		16	0.0%

**File : 04 Assam**

**# T\_ADULT\_M: TOTAL ADULT MALE**

Value	Label	Cases	Percentage
00074		12	0.0%
00075		39	0.0%
00076		22	0.0%
00077		10	0.0%
00078		8	0.0%
00079		10	0.0%
00080		64	0.0%
00081		49	0.0%
00082		11	0.0%
00083		9	0.0%
00084		9	0.0%
00085		22	0.0%
00086		6	0.0%
00087		12	0.0%
00088		12	0.0%
00089		8	0.0%
00090		35	0.0%
00091		17	0.0%
00092		10	0.0%
00093		8	0.0%
00094		7	0.0%
00095		18	0.0%
00096		19	0.0%
00097		10	0.0%
00098		11	0.0%
00099		12	0.0%
00100		88	0.0%
00101		102	0.0%
00102		18	0.0%
00103		12	0.0%
00104		9	0.0%
00105		17	0.0%
00106		23	0.0%
00107		9	0.0%
00108		14	0.0%
00109		10	0.0%
00110		21	0.0%
00111		18	0.0%
00112		3	0.0%
00113		7	0.0%
00114		11	0.0%
00115		16	0.0%
00116		10	0.0%



**File : 04 Assam**

**# T\_ADULT\_M: TOTAL ADULT MALE**

Value	Label	Cases	Percentage
00117		2	0.0%
00118		4	0.0%
00119		8	0.0%
00120		37	0.0%
00121		28	0.0%
00122		3	0.0%
00123		3	0.0%
00124		3	0.0%
00125		23	0.0%
00126		20	0.0%
00127		10	0.0%
00128		7	0.0%
00129		7	0.0%
00130		20	0.0%
00131		11	0.0%
00132		10	0.0%
00133		6	0.0%
00134		6	0.0%
00135		14	0.0%
00136		7	0.0%
00137		2	0.0%
00138		2	0.0%
00139		5	0.0%
00140		25	0.0%
00141		10	0.0%
00142		13	0.0%
00143		5	0.0%
00144		4	0.0%
00145		11	0.0%
00146		2	0.0%
00147		3	0.0%
00148		4	0.0%
00149		3	0.0%
00150		51	0.0%
00151		35	0.0%
00152		11	0.0%
00153		3	0.0%
00154		5	0.0%
00155		7	0.0%
00156		2	0.0%
00157		2	0.0%
00158		4	0.0%
00159		5	0.0%

**File : 04 Assam****# T\_ADULT\_M: TOTAL ADULT MALE**

<b>Value</b>	<b>Label</b>	<b>Cases</b>	<b>Percentage</b>
00160		16	0.0%
00161		8	0.0%
00162		5	0.0%
00163		3	0.0%
00164		5	0.0%
00165		9	0.0%
00166		4	0.0%
00167		7	0.0%
00168		5	0.0%
00169		2	0.0%
00170		17	0.0%
00171		7	0.0%
00172		6	0.0%
00173		5	0.0%
00174		3	0.0%
00175		11	0.0%
00176		5	0.0%
00178		4	0.0%
00179		7	0.0%
00180		16	0.0%
00181		7	0.0%
00182		8	0.0%
00183		2	0.0%
00184		1	0.0%
00185		10	0.0%
00186		5	0.0%
00187		3	0.0%
00188		3	0.0%
00189		4	0.0%
00190		9	0.0%
00191		6	0.0%
00192		5	0.0%
00194		3	0.0%
00195		4	0.0%
00196		3	0.0%
00198		3	0.0%
00199		2	0.0%
00200		16	0.0%
00201		8	0.0%
00202		1	0.0%
00203		3	0.0%
00204		6	0.0%
00205		1	0.0%

**File : 04 Assam**

**# T\_ADULT\_M: TOTAL ADULT MALE**

Value	Label	Cases	Percentage
00206		4	0.0%
00207		3	0.0%
00208		2	0.0%
00209		2	0.0%
00210		9	0.0%
00211		1	0.0%
00212		1	0.0%
00213		1	0.0%
00214		3	0.0%
00215		2	0.0%
00216		2	0.0%
00217		2	0.0%
00218		1	0.0%
00219		2	0.0%
00220		9	0.0%
00221		3	0.0%
00222		2	0.0%
00223		3	0.0%
00224		1	0.0%
00225		6	0.0%
00227		1	0.0%
00228		2	0.0%
00229		2	0.0%
00230		3	0.0%
00231		1	0.0%
00232		1	0.0%
00235		1	0.0%
00236		2	0.0%
00238		1	0.0%
00239		1	0.0%
00240		3	0.0%
00241		2	0.0%
00242		1	0.0%
00245		4	0.0%
00246		2	0.0%
00248		1	0.0%
00249		1	0.0%
00250		12	0.0%
00251		8	0.0%
00252		1	0.0%
00253		1	0.0%
00254		1	0.0%
00255		2	0.0%

**File : 04 Assam****# T\_ADULT\_M: TOTAL ADULT MALE**

<b>Value</b>	<b>Label</b>	<b>Cases</b>	<b>Percentage</b>
00257		2	0.0%
00259		1	0.0%
00260		4	0.0%
00262		1	0.0%
00264		1	0.0%
00265		1	0.0%
00267		1	0.0%
00268		2	0.0%
00270		2	0.0%
00271		2	0.0%
00275		1	0.0%
00276		3	0.0%
00277		1	0.0%
00278		1	0.0%
00280		4	0.0%
00283		1	0.0%
00285		1	0.0%
00286		4	0.0%
00288		1	0.0%
00289		1	0.0%
00290		1	0.0%
00292		1	0.0%
00293		1	0.0%
00294		1	0.0%
00297		2	0.0%
00299		1	0.0%
00300		4	0.0%
00301		6	0.0%
00302		2	0.0%
00304		1	0.0%
00305		2	0.0%
00307		1	0.0%
00310		2	0.0%
00312		1	0.0%
00315		1	0.0%
00317		1	0.0%
00318		1	0.0%
00320		2	0.0%
00321		1	0.0%
00322		1	0.0%
00325		1	0.0%
00330		1	0.0%
00331		2	0.0%

**File : 04 Assam**

**# T\_ADULT\_M: TOTAL ADULT MALE**

Value	Label	Cases	Percentage
00332		1	0.0%
00333		1	0.0%
00335		1	0.0%
00338		1	0.0%
00341		2	0.0%
00347		1	0.0%
00350		4	0.0%
00351		1	0.0%
00352		1	0.0%
00354		1	0.0%
00356		2	0.0%
00357		1	0.0%
00360		2	0.0%
00361		1	0.0%
00362		1	0.0%
00365		2	0.0%
00366		2	0.0%
00369		1	0.0%
00373		1	0.0%
00374		1	0.0%
00375		3	0.0%
00376		1	0.0%
00384		1	0.0%
00385		1	0.0%
00387		1	0.0%
00390		2	0.0%
00391		1	0.0%
00400		5	0.0%
00406		2	0.0%
00409		1	0.0%
00410		1	0.0%
00415		1	0.0%
00425		1	0.0%
00430		1	0.0%
00432		1	0.0%
00433		1	0.0%
00441		1	0.0%
00442		2	0.0%
00443		1	0.0%
00450		6	0.0%
00452		1	0.0%
00459		1	0.0%
00465		1	0.0%

**File : 04 Assam**

**# T\_ADULT\_M: TOTAL ADULT MALE**

Value	Label	Cases	Percentage
00468		1	0.0%
00476		1	0.0%
00479		1	0.0%
00480		1	0.0%
00482		1	0.0%
00495		1	0.0%
00496		1	0.0%
00497		1	0.0%
00499		1	0.0%
00500		2	0.0%
00501		2	0.0%
00503		1	0.0%
00510		2	0.0%
00513		2	0.0%
00519		2	0.0%
00529		1	0.0%
00533		1	0.0%
00546		1	0.0%
00550		1	0.0%
00560		1	0.0%
00565		1	0.0%
00576		1	0.0%
00577		1	0.0%
00580		1	0.0%
00589		1	0.0%
00600		6	0.0%
00603		1	0.0%
00610		2	0.0%
00613		1	0.0%
00617		1	0.0%
00630		1	0.0%
00636		1	0.0%
00640		2	0.0%
00650		1	0.0%
00656		1	0.0%
00664		1	0.0%
00670		2	0.0%
00674		1	0.0%
00691		1	0.0%
00699		1	0.0%
00700		1	0.0%
00702		1	0.0%
00710		1	0.0%

## File : 04 Assam

### # T\_ADULT\_M: TOTAL ADULT MALE

Value	Label	Cases	Percentage
00711		1	0.0%
00720		1	0.0%
00725		1	0.0%
00731		1	0.0%
00737		1	0.0%
00740		1	0.0%
00750		4	0.0%
00804		1	0.0%
00810		1	0.0%
00875		1	0.0%
00900		1	0.0%
00920		1	0.0%
00941		1	0.0%
00949		1	0.0%
00962		1	0.0%
00980		1	0.0%
00997		1	0.0%
01005		1	0.0%
01048		1	0.0%
01131		1	0.0%
01133		1	0.0%
01170		1	0.0%
01194		1	0.0%
01211		1	0.0%
01270		1	0.0%
01284		1	0.0%
01337		1	0.0%
01351		1	0.0%
01500		1	0.0%
01528		1	0.0%
01590		1	0.0%
01774		1	0.0%
01801		1	0.0%
01916		1	0.0%
02000		2	0.0%
02094		1	0.0%
02382		1	0.0%
03000		1	0.0%
03500		1	0.0%

Warning: these figures indicate the number of cases found in the data file. They cannot be interpreted as summary statistics of the population of interest.

### # T\_ADULT\_F: TOTAL ADULT FEMALE

<b>Information</b>	[Type= discrete] [Format=character] [Missing=*]
<b>Statistics [NW/ W]</b>	[Valid=593169 /-] [Invalid=0 /-]

**File : 04 Assam**

**# T\_ADULT\_F: TOTAL ADULT FEMALE**

Value	Label	Cases	Percentage
00000		501716	84.6%
00001		49731	8.4%
00002		20559	3.5%
00003		7284	1.2%
00004		4116	0.7%
00005		2511	0.4%
00006		1341	0.2%
00007		813	0.1%
00008		559	0.1%
00009		319	0.1%
00010		1067	0.2%
00011		257	0.0%
00012		294	0.0%
00013		177	0.0%
00014		111	0.0%
00015		319	0.1%
00016		92	0.0%
00017		71	0.0%
00018		88	0.0%
00019		51	0.0%
00020		289	0.0%
00021		67	0.0%
00022		53	0.0%
00023		33	0.0%
00024		34	0.0%
00025		136	0.0%
00026		24	0.0%
00027		26	0.0%
00028		20	0.0%
00029		14	0.0%
00030		192	0.0%
00031		27	0.0%
00032		18	0.0%
00033		17	0.0%
00034		10	0.0%
00035		44	0.0%
00036		7	0.0%
00037		7	0.0%
00038		11	0.0%
00039		8	0.0%
00040		114	0.0%
00041		6	0.0%
00042		8	0.0%



**File : 04 Assam**

**# T\_ADULT\_F: TOTAL ADULT FEMALE**

Value	Label	Cases	Percentage
00043		10	0.0%
00044		4	0.0%
00045		26	0.0%
00046		5	0.0%
00047		7	0.0%
00048		7	0.0%
00049		14	0.0%
00050		128	0.0%
00051		9	0.0%
00052		3	0.0%
00053		3	0.0%
00054		2	0.0%
00055		16	0.0%
00056		10	0.0%
00057		1	0.0%
00058		2	0.0%
00059		1	0.0%
00060		29	0.0%
00061		3	0.0%
00062		3	0.0%
00064		2	0.0%
00065		5	0.0%
00066		1	0.0%
00067		2	0.0%
00068		3	0.0%
00069		3	0.0%
00070		12	0.0%
00071		2	0.0%
00072		1	0.0%
00074		2	0.0%
00075		17	0.0%
00076		5	0.0%
00078		1	0.0%
00080		14	0.0%
00082		2	0.0%
00085		3	0.0%
00086		2	0.0%
00087		2	0.0%
00090		4	0.0%
00092		1	0.0%
00095		4	0.0%
00098		2	0.0%
00100		14	0.0%

**File : 04 Assam**

**# T\_ADULT\_F: TOTAL ADULT FEMALE**

Value	Label	Cases	Percentage
00101		1	0.0%
00102		1	0.0%
00104		1	0.0%
00105		1	0.0%
00106		1	0.0%
00110		2	0.0%
00119		1	0.0%
00120		1	0.0%
00123		1	0.0%
00126		1	0.0%
00127		2	0.0%
00128		1	0.0%
00130		2	0.0%
00131		1	0.0%
00136		1	0.0%
00140		1	0.0%
00142		1	0.0%
00148		1	0.0%
00150		11	0.0%
00151		1	0.0%
00155		1	0.0%
00158		1	0.0%
00160		2	0.0%
00173		1	0.0%
00175		1	0.0%
00179		1	0.0%
00182		1	0.0%
00189		1	0.0%
00194		1	0.0%
00195		1	0.0%
00200		8	0.0%
00205		1	0.0%
00206		1	0.0%
00209		1	0.0%
00219		1	0.0%
00220		2	0.0%
00222		1	0.0%
00224		1	0.0%
00225		1	0.0%
00226		1	0.0%
00230		1	0.0%
00235		1	0.0%
00238		1	0.0%

**File : 04 Assam****# T\_ADULT\_F: TOTAL ADULT FEMALE**

<b>Value</b>	<b>Label</b>	<b>Cases</b>	<b>Percentage</b>
00240		1	0.0%
00242		1	0.0%
00250		6	0.0%
00258		1	0.0%
00274		1	0.0%
00286		1	0.0%
00293		1	0.0%
00295		1	0.0%
00300		6	0.0%
00306		1	0.0%
00322		1	0.0%
00324		1	0.0%
00330		1	0.0%
00332		1	0.0%
00333		1	0.0%
00334		1	0.0%
00337		1	0.0%
00339		1	0.0%
00343		2	0.0%
00350		1	0.0%
00360		1	0.0%
00375		1	0.0%
00380		1	0.0%
00384		1	0.0%
00385		1	0.0%
00400		2	0.0%
00404		1	0.0%
00421		1	0.0%
00450		1	0.0%
00460		1	0.0%
00469		1	0.0%
00485		1	0.0%
00496		1	0.0%
00500		2	0.0%
00508		1	0.0%
00511		1	0.0%
00512		1	0.0%
00530		1	0.0%
00533		1	0.0%
00545		1	0.0%
00555		1	0.0%
00573		1	0.0%
00576		1	0.0%

## File : 04 Assam

### # T\_ADULT\_F: TOTAL ADULT FEMALE

Value	Label	Cases	Percentage
00596		1	0.0%
00600		2	0.0%
00610		1	0.0%
00616		1	0.0%
00625		1	0.0%
00650		1	0.0%
00676		1	0.0%
00677		1	0.0%
00757		1	0.0%
00792		1	0.0%
00800		1	0.0%
00828		1	0.0%
01000		2	0.0%
01064		1	0.0%
01070		1	0.0%
01251		1	0.0%
01279		1	0.0%
01500		1	0.0%

*Warning: these figures indicate the number of cases found in the data file. They cannot be interpreted as summary statistics of the population of interest.*

### # T\_CHILD\_M: TOTAL CHIELD MALE

<b>Information</b>	[Type= discrete] [Format=character] [Missing=*]
<b>Statistics [NW/ W]</b>	[Valid=593169 /-] [Invalid=0 /-]

Value	Label	Cases	Percentage
00000		568310	95.8%
00001		19222	3.2%
00002		4099	0.7%
00003		751	0.1%
00004		328	0.1%
00005		187	0.0%
00006		68	0.0%
00007		22	0.0%
00008		20	0.0%
00009		43	0.0%
00010		45	0.0%
00011		1	0.0%
00012		9	0.0%
00013		3	0.0%
00015		17	0.0%
00016		2	0.0%
00018		1	0.0%
00019		1	0.0%
00020		13	0.0%
00021		1	0.0%

## File : 04 Assam

### # T\_CHILD\_M: TOTAL CHIELD MALE

Value	Label	Cases	Percentage
00022		1	0.0%
00023		1	0.0%
00025		5	0.0%
00028		1	0.0%
00030		1	0.0%
00040		4	0.0%
00045		1	0.0%
00050		7	0.0%
00060		2	0.0%
00069		1	0.0%
00180		1	0.0%
00451		1	0.0%

*Warning: these figures indicate the number of cases found in the data file. They cannot be interpreted as summary statistics of the population of interest.*

### # T\_CHILD\_F: TOTAL CHIELD FEMALE

<b>Information</b>	[Type= discrete] [Format=character] [Missing=*]
<b>Statistics [NW/ W]</b>	[Valid=593169 /-] [Invalid=0 /-]

Value	Label	Cases	Percentage
00000		590562	99.6%
00001		1863	0.3%
00002		393	0.1%
00003		111	0.0%
00004		59	0.0%
00005		51	0.0%
00006		30	0.0%
00007		10	0.0%
00008		3	0.0%
00009		6	0.0%
00010		29	0.0%
00011		3	0.0%
00012		6	0.0%
00013		1	0.0%
00014		2	0.0%
00015		14	0.0%
00016		2	0.0%
00017		2	0.0%
00019		2	0.0%
00020		2	0.0%
00023		1	0.0%
00025		3	0.0%
00028		3	0.0%
00030		4	0.0%
00035		2	0.0%
00044		1	0.0%

## File : 04 Assam

### # T\_CHILD\_F: TOTAL CHIELD FEMALE

Value	Label	Cases	Percentage
00050		1	0.0%
00054		1	0.0%
00060		1	0.0%
00080		1	0.0%

*Warning: these figures indicate the number of cases found in the data file. They cannot be interpreted as summary statistics of the population of interest.*

### # TOT: TOTAL OF TOTAL

<b>Information</b>	[Type= discrete] [Format=character] [Missing=*]
--------------------	---

<b>Statistics [NW/ W]</b>	[Valid=593169 /-] [Invalid=0 /-]
---------------------------	----------------------------------

Value	Label	Cases	Percentage
00001		282559	47.6%
00002		141946	23.9%
00003		55443	9.3%
00004		35307	6.0%
00005		17377	2.9%
00006		11600	2.0%
00007		6853	1.2%
00008		5499	0.9%
00009		3197	0.5%
00010		3923	0.7%
00011		3916	0.7%
00012		3967	0.7%
00013		2152	0.4%
00014		1779	0.3%
00015		1902	0.3%
00016		1386	0.2%
00017		1098	0.2%
00018		895	0.2%
00019		568	0.1%
00020		918	0.2%
00021		924	0.2%
00022		690	0.1%
00023		446	0.1%
00024		394	0.1%
00025		657	0.1%
00026		322	0.1%
00027		310	0.1%
00028		286	0.0%
00029		210	0.0%
00030		447	0.1%
00031		368	0.1%
00032		258	0.0%
00033		197	0.0%
00034		154	0.0%

## File : 04 Assam

### # TOT: TOTAL OF TOTAL

Value	Label	Cases	Percentage
00035		298	0.1%
00036		136	0.0%
00037		107	0.0%
00038		120	0.0%
00039		86	0.0%
00040		248	0.0%
00041		157	0.0%
00042		104	0.0%
00043		76	0.0%
00044		73	0.0%
00045		171	0.0%
00046		73	0.0%
00047		53	0.0%
00048		45	0.0%
00049		52	0.0%
00050		157	0.0%
00051		133	0.0%
00052		72	0.0%
00053		39	0.0%
00054		46	0.0%
00055		84	0.0%
00056		44	0.0%
00057		36	0.0%
00058		29	0.0%
00059		33	0.0%
00060		78	0.0%
00061		55	0.0%
00062		37	0.0%
00063		22	0.0%
00064		19	0.0%
00065		51	0.0%
00066		28	0.0%
00067		26	0.0%
00068		17	0.0%
00069		8	0.0%
00070		49	0.0%
00071		41	0.0%
00072		33	0.0%
00073		18	0.0%
00074		18	0.0%
00075		48	0.0%
00076		44	0.0%
00077		18	0.0%

**File : 04 Assam****# TOT: TOTAL OF TOTAL**

<b>Value</b>	<b>Label</b>	<b>Cases</b>	<b>Percentage</b>
00078		14	0.0%
00079		15	0.0%
00080		57	0.0%
00081		41	0.0%
00082		14	0.0%
00083		10	0.0%
00084		9	0.0%
00085		29	0.0%
00086		22	0.0%
00087		8	0.0%
00088		16	0.0%
00089		10	0.0%
00090		30	0.0%
00091		30	0.0%
00092		13	0.0%
00093		9	0.0%
00094		5	0.0%
00095		27	0.0%
00096		10	0.0%
00097		5	0.0%
00098		12	0.0%
00099		18	0.0%
00100		53	0.0%
00101		92	0.0%
00102		20	0.0%
00103		12	0.0%
00104		13	0.0%
00105		14	0.0%
00106		31	0.0%
00107		8	0.0%
00108		14	0.0%
00109		9	0.0%
00110		48	0.0%
00111		16	0.0%
00112		8	0.0%
00113		4	0.0%
00114		8	0.0%
00115		15	0.0%
00116		12	0.0%
00117		6	0.0%
00118		8	0.0%
00119		12	0.0%
00120		54	0.0%



**File : 04 Assam**

**# TOT: TOTAL OF TOTAL**

<b>Value</b>	<b>Label</b>	<b>Cases</b>	<b>Percentage</b>
00121		34	0.0%
00122		9	0.0%
00123		6	0.0%
00124		6	0.0%
00125		15	0.0%
00126		19	0.0%
00127		10	0.0%
00128		5	0.0%
00129		4	0.0%
00130		34	0.0%
00131		24	0.0%
00132		10	0.0%
00133		10	0.0%
00134		5	0.0%
00135		7	0.0%
00136		8	0.0%
00137		7	0.0%
00138		4	0.0%
00139		9	0.0%
00140		29	0.0%
00141		18	0.0%
00142		15	0.0%
00143		4	0.0%
00144		4	0.0%
00145		11	0.0%
00146		7	0.0%
00147		8	0.0%
00148		8	0.0%
00149		6	0.0%
00150		44	0.0%
00151		35	0.0%
00152		18	0.0%
00153		10	0.0%
00154		8	0.0%
00155		8	0.0%
00156		9	0.0%
00157		6	0.0%
00158		5	0.0%
00159		10	0.0%
00160		16	0.0%
00161		12	0.0%
00162		6	0.0%
00163		5	0.0%

**File : 04 Assam**

**# TOT: TOTAL OF TOTAL**

Value	Label	Cases	Percentage
00164		3	0.0%
00165		11	0.0%
00166		9	0.0%
00167		4	0.0%
00168		7	0.0%
00169		5	0.0%
00170		17	0.0%
00171		8	0.0%
00172		5	0.0%
00173		7	0.0%
00174		5	0.0%
00175		10	0.0%
00176		5	0.0%
00177		2	0.0%
00178		7	0.0%
00179		6	0.0%
00180		19	0.0%
00181		7	0.0%
00182		6	0.0%
00183		7	0.0%
00184		6	0.0%
00185		4	0.0%
00186		5	0.0%
00187		2	0.0%
00188		5	0.0%
00189		1	0.0%
00190		9	0.0%
00191		10	0.0%
00192		13	0.0%
00193		4	0.0%
00194		5	0.0%
00195		10	0.0%
00196		4	0.0%
00197		3	0.0%
00198		5	0.0%
00200		25	0.0%
00201		25	0.0%
00202		2	0.0%
00203		2	0.0%
00204		3	0.0%
00205		2	0.0%
00206		6	0.0%
00207		2	0.0%

**File : 04 Assam****# TOT: TOTAL OF TOTAL**

<b>Value</b>	<b>Label</b>	<b>Cases</b>	<b>Percentage</b>
00208		1	0.0%
00209		3	0.0%
00210		5	0.0%
00212		3	0.0%
00213		1	0.0%
00214		1	0.0%
00215		3	0.0%
00216		3	0.0%
00217		3	0.0%
00218		1	0.0%
00219		2	0.0%
00220		10	0.0%
00221		3	0.0%
00222		1	0.0%
00223		5	0.0%
00224		2	0.0%
00225		3	0.0%
00227		3	0.0%
00228		1	0.0%
00229		1	0.0%
00230		9	0.0%
00231		5	0.0%
00232		1	0.0%
00233		2	0.0%
00234		1	0.0%
00235		4	0.0%
00239		1	0.0%
00240		6	0.0%
00241		3	0.0%
00242		2	0.0%
00245		4	0.0%
00248		2	0.0%
00250		15	0.0%
00251		4	0.0%
00252		2	0.0%
00253		3	0.0%
00254		1	0.0%
00255		2	0.0%
00256		1	0.0%
00257		1	0.0%
00258		1	0.0%
00259		2	0.0%
00260		10	0.0%

**File : 04 Assam**

**# TOT: TOTAL OF TOTAL**

Value	Label	Cases	Percentage
00261		2	0.0%
00263		2	0.0%
00265		1	0.0%
00266		1	0.0%
00267		2	0.0%
00268		1	0.0%
00269		1	0.0%
00270		2	0.0%
00271		1	0.0%
00272		1	0.0%
00273		2	0.0%
00274		1	0.0%
00275		3	0.0%
00276		1	0.0%
00280		2	0.0%
00281		1	0.0%
00283		1	0.0%
00285		3	0.0%
00286		1	0.0%
00288		1	0.0%
00290		7	0.0%
00291		1	0.0%
00292		1	0.0%
00293		1	0.0%
00294		1	0.0%
00296		1	0.0%
00297		1	0.0%
00298		2	0.0%
00299		2	0.0%
00300		13	0.0%
00301		10	0.0%
00302		2	0.0%
00304		2	0.0%
00306		1	0.0%
00310		3	0.0%
00312		1	0.0%
00316		1	0.0%
00319		1	0.0%
00321		2	0.0%
00323		1	0.0%
00324		2	0.0%
00325		1	0.0%
00327		1	0.0%

**File : 04 Assam****# TOT: TOTAL OF TOTAL**

<b>Value</b>	<b>Label</b>	<b>Cases</b>	<b>Percentage</b>
00328		1	0.0%
00331		2	0.0%
00333		1	0.0%
00334		1	0.0%
00345		1	0.0%
00346		1	0.0%
00347		1	0.0%
00350		3	0.0%
00355		1	0.0%
00358		1	0.0%
00360		3	0.0%
00361		1	0.0%
00364		3	0.0%
00365		1	0.0%
00368		1	0.0%
00370		1	0.0%
00371		1	0.0%
00372		1	0.0%
00373		1	0.0%
00374		1	0.0%
00375		1	0.0%
00376		1	0.0%
00380		1	0.0%
00381		1	0.0%
00387		2	0.0%
00391		1	0.0%
00395		2	0.0%
00396		1	0.0%
00400		4	0.0%
00401		3	0.0%
00402		1	0.0%
00403		1	0.0%
00404		1	0.0%
00405		1	0.0%
00406		1	0.0%
00407		1	0.0%
00409		1	0.0%
00410		4	0.0%
00412		1	0.0%
00414		1	0.0%
00422		1	0.0%
00430		1	0.0%
00431		2	0.0%

**File : 04 Assam****# TOT: TOTAL OF TOTAL**

<b>Value</b>	<b>Label</b>	<b>Cases</b>	<b>Percentage</b>
00435		1	0.0%
00437		1	0.0%
00439		1	0.0%
00442		1	0.0%
00450		2	0.0%
00451		2	0.0%
00452		1	0.0%
00458		1	0.0%
00465		2	0.0%
00475		2	0.0%
00477		1	0.0%
00478		1	0.0%
00480		2	0.0%
00482		1	0.0%
00484		1	0.0%
00487		1	0.0%
00493		1	0.0%
00500		2	0.0%
00502		2	0.0%
00503		1	0.0%
00510		3	0.0%
00513		2	0.0%
00514		1	0.0%
00515		2	0.0%
00516		1	0.0%
00520		2	0.0%
00522		1	0.0%
00525		3	0.0%
00533		1	0.0%
00535		1	0.0%
00537		1	0.0%
00550		1	0.0%
00555		1	0.0%
00560		1	0.0%
00568		1	0.0%
00586		1	0.0%
00587		1	0.0%
00595		1	0.0%
00600		3	0.0%
00601		2	0.0%
00607		1	0.0%
00608		1	0.0%
00610		2	0.0%

**File : 04 Assam****# TOT: TOTAL OF TOTAL**

<b>Value</b>	<b>Label</b>	<b>Cases</b>	<b>Percentage</b>
00613		1	0.0%
00619		1	0.0%
00620		1	0.0%
00625		1	0.0%
00628		1	0.0%
00630		1	0.0%
00650		1	0.0%
00663		1	0.0%
00667		1	0.0%
00678		1	0.0%
00682		1	0.0%
00687		1	0.0%
00693		1	0.0%
00695		1	0.0%
00698		1	0.0%
00700		1	0.0%
00710		1	0.0%
00715		2	0.0%
00725		1	0.0%
00727		1	0.0%
00745		2	0.0%
00753		1	0.0%
00778		1	0.0%
00780		4	0.0%
00800		4	0.0%
00803		1	0.0%
00810		2	0.0%
00850		2	0.0%
00863		1	0.0%
00874		1	0.0%
00875		1	0.0%
00886		1	0.0%
00905		1	0.0%
00908		1	0.0%
00937		1	0.0%
00940		1	0.0%
00954		1	0.0%
00993		1	0.0%
00994		1	0.0%
00998		1	0.0%
01000		2	0.0%
01005		1	0.0%
01006		1	0.0%

## File : 04 Assam

### # TOT: TOTAL OF TOTAL

Value	Label	Cases	Percentage
01007		1	0.0%
01030		2	0.0%
01031		1	0.0%
01050		1	0.0%
01080		1	0.0%
01131		1	0.0%
01143		1	0.0%
01196		1	0.0%
01200		3	0.0%
01210		1	0.0%
01245		1	0.0%
01252		1	0.0%
01282		1	0.0%
01421		1	0.0%
01437		2	0.0%
01444		1	0.0%
01463		1	0.0%
01500		1	0.0%
01523		1	0.0%
01541		1	0.0%
01556		1	0.0%
01570		1	0.0%
01573		1	0.0%
01577		1	0.0%
01616		1	0.0%
01705		1	0.0%
01811		1	0.0%
01896		1	0.0%
01945		1	0.0%
01994		1	0.0%
02000		1	0.0%
02032		1	0.0%
02090		1	0.0%
02094		1	0.0%
02197		1	0.0%
02237		1	0.0%
02410		1	0.0%
02420		1	0.0%
03000		1	0.0%
03070		1	0.0%
03800		1	0.0%
05000		1	0.0%

Warning: these figures indicate the number of cases found in the data file. They cannot be interpreted as summary statistics of the population of interest.



# File : 04 Assam

## # H\_ADULT\_M: HIRED ADULT MALE

**Information** [Type= discrete] [Format=character] [Missing=\*]

**Statistics [NW/ W]** [Valid=593169 /-] [Invalid=0 /-]

Value	Label	Cases	Percentage
00000		383282	64.6%
00001		84635	14.3%
00002		44204	7.5%
00003		21081	3.6%
00004		12940	2.2%
00005		8175	1.4%
00006		5357	0.9%
00007		4026	0.7%
00008		2846	0.5%
00009		1967	0.3%
00010		3146	0.5%
00011		3367	0.6%
00012		3358	0.6%
00013		1455	0.2%
00014		1294	0.2%
00015		1247	0.2%
00016		850	0.1%
00017		602	0.1%
00018		602	0.1%
00019		457	0.1%
00020		849	0.1%
00021		425	0.1%
00022		459	0.1%
00023		307	0.1%
00024		355	0.1%
00025		431	0.1%
00026		243	0.0%
00027		207	0.0%
00028		207	0.0%
00029		219	0.0%
00030		362	0.1%
00031		163	0.0%
00032		154	0.0%
00033		115	0.0%
00034		112	0.0%
00035		152	0.0%
00036		79	0.0%
00037		70	0.0%
00038		88	0.0%
00039		69	0.0%
00040		214	0.0%

**File : 04 Assam****# H\_ADULT\_M: HIRED ADULT MALE**

<b>Value</b>	<b>Label</b>	<b>Cases</b>	<b>Percentage</b>
00041		51	0.0%
00042		52	0.0%
00043		45	0.0%
00044		43	0.0%
00045		106	0.0%
00046		34	0.0%
00047		52	0.0%
00048		51	0.0%
00049		43	0.0%
00050		135	0.0%
00051		35	0.0%
00052		41	0.0%
00053		24	0.0%
00054		24	0.0%
00055		38	0.0%
00056		25	0.0%
00057		23	0.0%
00058		23	0.0%
00059		32	0.0%
00060		91	0.0%
00061		16	0.0%
00062		17	0.0%
00063		13	0.0%
00064		20	0.0%
00065		26	0.0%
00066		16	0.0%
00067		16	0.0%
00068		19	0.0%
00069		23	0.0%
00070		58	0.0%
00071		11	0.0%
00072		16	0.0%
00073		15	0.0%
00074		11	0.0%
00075		35	0.0%
00076		12	0.0%
00077		11	0.0%
00078		11	0.0%
00079		22	0.0%
00080		74	0.0%
00081		12	0.0%
00082		12	0.0%
00083		10	0.0%

**File : 04 Assam**

**# H\_ADULT\_M: HIRED ADULT MALE**

Value	Label	Cases	Percentage
00084		9	0.0%
00085		18	0.0%
00086		5	0.0%
00087		12	0.0%
00088		14	0.0%
00089		12	0.0%
00090		32	0.0%
00091		6	0.0%
00092		9	0.0%
00093		7	0.0%
00094		11	0.0%
00095		17	0.0%
00096		19	0.0%
00097		11	0.0%
00098		17	0.0%
00099		28	0.0%
00100		137	0.0%
00101		11	0.0%
00102		13	0.0%
00103		5	0.0%
00104		17	0.0%
00105		20	0.0%
00106		7	0.0%
00107		12	0.0%
00108		8	0.0%
00109		8	0.0%
00110		24	0.0%
00111		8	0.0%
00112		4	0.0%
00113		7	0.0%
00114		16	0.0%
00115		14	0.0%
00116		6	0.0%
00117		2	0.0%
00118		13	0.0%
00119		14	0.0%
00120		44	0.0%
00121		8	0.0%
00122		2	0.0%
00123		7	0.0%
00124		9	0.0%
00125		24	0.0%
00126		8	0.0%

**File : 04 Assam**

**# H\_ADULT\_M: HIRED ADULT MALE**

Value	Label	Cases	Percentage
00127		6	0.0%
00128		12	0.0%
00129		11	0.0%
00130		20	0.0%
00131		3	0.0%
00132		9	0.0%
00133		8	0.0%
00134		5	0.0%
00135		8	0.0%
00136		5	0.0%
00137		1	0.0%
00138		8	0.0%
00139		7	0.0%
00140		29	0.0%
00141		10	0.0%
00142		5	0.0%
00143		2	0.0%
00144		7	0.0%
00145		9	0.0%
00146		3	0.0%
00147		2	0.0%
00148		8	0.0%
00149		17	0.0%
00150		57	0.0%
00151		10	0.0%
00152		7	0.0%
00153		3	0.0%
00154		3	0.0%
00155		6	0.0%
00156		2	0.0%
00157		3	0.0%
00158		6	0.0%
00159		5	0.0%
00160		25	0.0%
00161		2	0.0%
00162		1	0.0%
00163		2	0.0%
00164		8	0.0%
00165		7	0.0%
00166		2	0.0%
00167		4	0.0%
00168		8	0.0%
00169		8	0.0%

**File : 04 Assam**

**# H\_ADULT\_M: HIRED ADULT MALE**

Value	Label	Cases	Percentage
00170		15	0.0%
00171		3	0.0%
00172		8	0.0%
00173		2	0.0%
00174		5	0.0%
00175		11	0.0%
00176		2	0.0%
00177		1	0.0%
00178		7	0.0%
00179		7	0.0%
00180		20	0.0%
00181		2	0.0%
00182		2	0.0%
00183		4	0.0%
00184		4	0.0%
00185		8	0.0%
00186		4	0.0%
00187		1	0.0%
00188		3	0.0%
00189		7	0.0%
00190		9	0.0%
00191		5	0.0%
00192		2	0.0%
00193		2	0.0%
00194		2	0.0%
00195		3	0.0%
00196		4	0.0%
00198		5	0.0%
00199		3	0.0%
00200		20	0.0%
00202		1	0.0%
00203		1	0.0%
00204		6	0.0%
00205		3	0.0%
00206		4	0.0%
00207		3	0.0%
00208		5	0.0%
00209		4	0.0%
00210		1	0.0%
00213		2	0.0%
00214		3	0.0%
00215		3	0.0%
00216		1	0.0%

**File : 04 Assam**

**# H\_ADULT\_M: HIRED ADULT MALE**

Value	Label	Cases	Percentage
00217		3	0.0%
00218		3	0.0%
00219		2	0.0%
00220		8	0.0%
00221		4	0.0%
00222		1	0.0%
00223		2	0.0%
00225		3	0.0%
00227		1	0.0%
00228		2	0.0%
00229		3	0.0%
00230		4	0.0%
00235		2	0.0%
00236		1	0.0%
00237		1	0.0%
00238		1	0.0%
00239		1	0.0%
00240		3	0.0%
00241		2	0.0%
00242		1	0.0%
00245		4	0.0%
00246		2	0.0%
00247		1	0.0%
00248		3	0.0%
00249		4	0.0%
00250		12	0.0%
00251		2	0.0%
00252		1	0.0%
00254		1	0.0%
00255		4	0.0%
00257		2	0.0%
00258		1	0.0%
00259		2	0.0%
00262		1	0.0%
00264		1	0.0%
00265		1	0.0%
00267		1	0.0%
00268		2	0.0%
00270		3	0.0%
00271		1	0.0%
00275		1	0.0%
00276		3	0.0%
00277		1	0.0%

**File : 04 Assam**

**# H\_ADULT\_M: HIRED ADULT MALE**

Value	Label	Cases	Percentage
00278		1	0.0%
00280		5	0.0%
00282		1	0.0%
00285		1	0.0%
00286		3	0.0%
00288		1	0.0%
00289		1	0.0%
00290		1	0.0%
00291		1	0.0%
00293		1	0.0%
00297		2	0.0%
00299		1	0.0%
00300		13	0.0%
00302		1	0.0%
00304		1	0.0%
00305		1	0.0%
00307		1	0.0%
00310		1	0.0%
00312		1	0.0%
00315		1	0.0%
00317		1	0.0%
00318		1	0.0%
00320		4	0.0%
00325		1	0.0%
00330		1	0.0%
00331		2	0.0%
00332		1	0.0%
00333		1	0.0%
00335		1	0.0%
00338		2	0.0%
00341		1	0.0%
00347		1	0.0%
00350		4	0.0%
00351		1	0.0%
00352		1	0.0%
00354		1	0.0%
00356		2	0.0%
00357		1	0.0%
00360		2	0.0%
00361		1	0.0%
00362		1	0.0%
00364		1	0.0%
00365		3	0.0%

**File : 04 Assam**

**# H\_ADULT\_M: HIRED ADULT MALE**

Value	Label	Cases	Percentage
00366		1	0.0%
00373		1	0.0%
00374		2	0.0%
00375		2	0.0%
00376		1	0.0%
00384		1	0.0%
00385		1	0.0%
00387		1	0.0%
00390		2	0.0%
00391		1	0.0%
00395		2	0.0%
00400		3	0.0%
00406		2	0.0%
00409		1	0.0%
00410		1	0.0%
00415		1	0.0%
00425		1	0.0%
00430		1	0.0%
00432		1	0.0%
00433		1	0.0%
00441		1	0.0%
00442		1	0.0%
00443		1	0.0%
00450		6	0.0%
00452		1	0.0%
00459		1	0.0%
00465		1	0.0%
00468		1	0.0%
00476		1	0.0%
00479		1	0.0%
00480		1	0.0%
00482		1	0.0%
00495		1	0.0%
00496		1	0.0%
00497		1	0.0%
00499		1	0.0%
00500		4	0.0%
00501		1	0.0%
00519		2	0.0%
00528		1	0.0%
00533		1	0.0%
00546		1	0.0%
00550		1	0.0%



**File : 04 Assam**

**# H\_ADULT\_M: HIRED ADULT MALE**

Value	Label	Cases	Percentage
00555		1	0.0%
00560		1	0.0%
00565		1	0.0%
00576		1	0.0%
00577		1	0.0%
00580		1	0.0%
00589		1	0.0%
00600		6	0.0%
00610		2	0.0%
00630		1	0.0%
00636		1	0.0%
00640		1	0.0%
00650		1	0.0%
00656		1	0.0%
00664		1	0.0%
00670		2	0.0%
00674		1	0.0%
00691		1	0.0%
00699		1	0.0%
00700		1	0.0%
00702		1	0.0%
00710		1	0.0%
00711		1	0.0%
00720		1	0.0%
00725		1	0.0%
00731		1	0.0%
00736		1	0.0%
00740		1	0.0%
00749		1	0.0%
00750		3	0.0%
00804		1	0.0%
00810		1	0.0%
00875		1	0.0%
00900		1	0.0%
00920		1	0.0%
00941		1	0.0%
00949		1	0.0%
00962		1	0.0%
00980		1	0.0%
00997		1	0.0%
01004		1	0.0%
01048		1	0.0%
01131		1	0.0%

## File : 04 Assam

### # H\_ADULT\_M: HIRED ADULT MALE

Value	Label	Cases	Percentage
01133		1	0.0%
01170		1	0.0%
01194		1	0.0%
01211		1	0.0%
01270		1	0.0%
01284		1	0.0%
01337		1	0.0%
01351		1	0.0%
01500		1	0.0%
01528		1	0.0%
01590		1	0.0%
01774		1	0.0%
01801		1	0.0%
01916		1	0.0%
02000		2	0.0%
02094		1	0.0%
02382		1	0.0%
03000		1	0.0%
03500		1	0.0%

Warning: these figures indicate the number of cases found in the data file. They cannot be interpreted as summary statistics of the population of interest.

### # H\_ADULT\_F: HIRED ADULT FEMALE

<b>Information</b>	[Type= discrete] [Format=character] [Missing=*]
<b>Statistics [NW/ W]</b>	[Valid=593169 /-] [Invalid=0 /-]

Value	Label	Cases	Percentage
00000		550831	92.9%
00001		17331	2.9%
00002		10145	1.7%
00003		4331	0.7%
00004		2772	0.5%
00005		2033	0.3%
00006		1067	0.2%
00007		673	0.1%
00008		499	0.1%
00009		291	0.0%
00010		694	0.1%
00011		192	0.0%
00012		268	0.0%
00013		119	0.0%
00014		91	0.0%
00015		244	0.0%
00016		77	0.0%
00017		52	0.0%
00018		79	0.0%

**File : 04 Assam****# H\_ADULT\_F: HIRED ADULT FEMALE**

<b>Value</b>	<b>Label</b>	<b>Cases</b>	<b>Percentage</b>
00019		42	0.0%
00020		222	0.0%
00021		38	0.0%
00022		43	0.0%
00023		22	0.0%
00024		31	0.0%
00025		92	0.0%
00026		22	0.0%
00027		22	0.0%
00028		17	0.0%
00029		13	0.0%
00030		134	0.0%
00031		18	0.0%
00032		15	0.0%
00033		15	0.0%
00034		10	0.0%
00035		33	0.0%
00036		7	0.0%
00037		5	0.0%
00038		8	0.0%
00039		8	0.0%
00040		96	0.0%
00041		5	0.0%
00042		7	0.0%
00043		8	0.0%
00044		4	0.0%
00045		20	0.0%
00046		5	0.0%
00047		4	0.0%
00048		5	0.0%
00049		13	0.0%
00050		111	0.0%
00051		4	0.0%
00052		3	0.0%
00053		3	0.0%
00054		2	0.0%
00055		15	0.0%
00056		9	0.0%
00057		1	0.0%
00058		1	0.0%
00059		2	0.0%
00060		23	0.0%
00061		2	0.0%

**File : 04 Assam**

**# H\_ADULT\_F: HIRED ADULT FEMALE**

Value	Label	Cases	Percentage
00062		2	0.0%
00064		2	0.0%
00065		2	0.0%
00066		1	0.0%
00067		2	0.0%
00068		3	0.0%
00069		3	0.0%
00070		11	0.0%
00071		2	0.0%
00074		2	0.0%
00075		6	0.0%
00076		1	0.0%
00078		1	0.0%
00080		13	0.0%
00082		2	0.0%
00085		3	0.0%
00086		2	0.0%
00087		2	0.0%
00090		4	0.0%
00092		1	0.0%
00095		3	0.0%
00096		1	0.0%
00098		2	0.0%
00100		13	0.0%
00101		1	0.0%
00102		1	0.0%
00104		1	0.0%
00105		1	0.0%
00106		1	0.0%
00110		2	0.0%
00119		1	0.0%
00120		1	0.0%
00123		1	0.0%
00126		1	0.0%
00127		2	0.0%
00128		1	0.0%
00130		2	0.0%
00131		1	0.0%
00136		1	0.0%
00140		1	0.0%
00142		1	0.0%
00148		1	0.0%
00150		10	0.0%

**File : 04 Assam****# H\_ADULT\_F: HIRED ADULT FEMALE**

<b>Value</b>	<b>Label</b>	<b>Cases</b>	<b>Percentage</b>
00155		1	0.0%
00158		1	0.0%
00160		2	0.0%
00173		1	0.0%
00175		1	0.0%
00179		1	0.0%
00182		1	0.0%
00189		1	0.0%
00194		1	0.0%
00195		1	0.0%
00200		7	0.0%
00205		1	0.0%
00206		1	0.0%
00209		1	0.0%
00219		1	0.0%
00220		2	0.0%
00222		1	0.0%
00225		1	0.0%
00226		1	0.0%
00230		1	0.0%
00235		1	0.0%
00238		1	0.0%
00240		1	0.0%
00242		1	0.0%
00249		1	0.0%
00250		5	0.0%
00258		1	0.0%
00274		1	0.0%
00286		1	0.0%
00293		1	0.0%
00295		1	0.0%
00300		6	0.0%
00306		1	0.0%
00322		1	0.0%
00324		1	0.0%
00330		1	0.0%
00332		1	0.0%
00333		1	0.0%
00334		1	0.0%
00337		1	0.0%
00339		1	0.0%
00343		2	0.0%
00350		2	0.0%

## File : 04 Assam

### # H\_ADULT\_F: HIRED ADULT FEMALE

Value	Label	Cases	Percentage
00360		1	0.0%
00375		1	0.0%
00384		1	0.0%
00385		1	0.0%
00400		2	0.0%
00420		1	0.0%
00450		1	0.0%
00460		1	0.0%
00469		1	0.0%
00485		1	0.0%
00496		1	0.0%
00500		2	0.0%
00508		1	0.0%
00511		1	0.0%
00512		1	0.0%
00530		1	0.0%
00533		1	0.0%
00545		1	0.0%
00555		1	0.0%
00573		1	0.0%
00576		1	0.0%
00596		1	0.0%
00600		2	0.0%
00610		1	0.0%
00616		1	0.0%
00625		1	0.0%
00650		1	0.0%
00676		1	0.0%
00677		1	0.0%
00757		1	0.0%
00792		1	0.0%
00800		1	0.0%
00828		1	0.0%
01000		2	0.0%
01064		1	0.0%
01070		1	0.0%
01251		1	0.0%
01279		1	0.0%
01500		1	0.0%

Warning: these figures indicate the number of cases found in the data file. They cannot be interpreted as summary statistics of the population of interest.

### # H\_CHILD\_M: HIRED CHIELD MALE

<b>Information</b>	[Type= discrete] [Format=character] [Missing=*]
<b>Statistics [NW/ W]</b>	[Valid=593169 /-] [Invalid=0 /-]

## File : 04 Assam

### # H\_CHILD\_M: HIRED CHIELD MALE

Value	Label	Cases	Percentage
00000		580421	97.9%
00001		8974	1.5%
00002		2637	0.4%
00003		518	0.1%
00004		240	0.0%
00005		162	0.0%
00006		48	0.0%
00007		19	0.0%
00008		17	0.0%
00009		40	0.0%
00010		43	0.0%
00011		1	0.0%
00012		5	0.0%
00013		3	0.0%
00015		13	0.0%
00016		1	0.0%
00020		9	0.0%
00021		1	0.0%
00025		4	0.0%
00028		1	0.0%
00040		2	0.0%
00045		1	0.0%
00050		6	0.0%
00069		1	0.0%
00180		1	0.0%
00451		1	0.0%

Warning: these figures indicate the number of cases found in the data file. They cannot be interpreted as summary statistics of the population of interest.

### # H\_CHILD\_F: HIRED CHIELD FEMALE

Value	Label	Cases	Percentage
00000		592350	99.9%
00001		417	0.1%
00002		168	0.0%
00003		60	0.0%
00004		41	0.0%
00005		43	0.0%
00006		15	0.0%
00007		7	0.0%
00008		3	0.0%
00009		4	0.0%
00010		18	0.0%

## File : 04 Assam

### # H\_CHILD\_F: HIRED CHIELD FEMALE

Value	Label	Cases	Percentage
00011		1	0.0%
00012		6	0.0%
00013		1	0.0%
00014		2	0.0%
00015		11	0.0%
00016		2	0.0%
00017		2	0.0%
00019		1	0.0%
00020		2	0.0%
00023		1	0.0%
00025		3	0.0%
00028		2	0.0%
00030		4	0.0%
00035		2	0.0%
00044		1	0.0%
00060		1	0.0%
00080		1	0.0%

Warning: these figures indicate the number of cases found in the data file. They cannot be interpreted as summary statistics of the population of interest.

### # T\_HIRED: TOTAL OF HIRED

**Information** [Type= discrete] [Format=character] [Missing=\*]

**Statistics [NW/ W]** [Valid=593169 /-] [Invalid=0 /-]

Value	Label	Cases	Percentage
00000		372459	62.8%
00001		82440	13.9%
00002		45165	7.6%
00003		22817	3.8%
00004		14757	2.5%
00005		9799	1.7%
00006		6473	1.1%
00007		4993	0.8%
00008		3270	0.6%
00009		2604	0.4%
00010		3353	0.6%
00011		3279	0.6%
00012		3425	0.6%
00013		1851	0.3%
00014		1570	0.3%
00015		1531	0.3%
00016		1110	0.2%
00017		907	0.2%
00018		741	0.1%
00019		574	0.1%
00020		820	0.1%



**File : 04 Assam**

**# T\_HIRED: TOTAL OF HIRED**

Value	Label	Cases	Percentage
00021		482	0.1%
00022		574	0.1%
00023		393	0.1%
00024		452	0.1%
00025		509	0.1%
00026		270	0.0%
00027		288	0.0%
00028		278	0.0%
00029		212	0.0%
00030		464	0.1%
00031		195	0.0%
00032		215	0.0%
00033		179	0.0%
00034		172	0.0%
00035		222	0.0%
00036		119	0.0%
00037		96	0.0%
00038		122	0.0%
00039		103	0.0%
00040		242	0.0%
00041		75	0.0%
00042		94	0.0%
00043		62	0.0%
00044		77	0.0%
00045		142	0.0%
00046		58	0.0%
00047		49	0.0%
00048		50	0.0%
00049		47	0.0%
00050		150	0.0%
00051		45	0.0%
00052		58	0.0%
00053		27	0.0%
00054		42	0.0%
00055		59	0.0%
00056		42	0.0%
00057		27	0.0%
00058		32	0.0%
00059		34	0.0%
00060		78	0.0%
00061		24	0.0%
00062		22	0.0%
00063		21	0.0%

**File : 04 Assam**

**# T\_HIRED: TOTAL OF HIRED**

Value	Label	Cases	Percentage
00064		22	0.0%
00065		44	0.0%
00066		21	0.0%
00067		24	0.0%
00068		18	0.0%
00069		10	0.0%
00070		45	0.0%
00071		19	0.0%
00072		25	0.0%
00073		18	0.0%
00074		19	0.0%
00075		37	0.0%
00076		24	0.0%
00077		16	0.0%
00078		20	0.0%
00079		17	0.0%
00080		59	0.0%
00081		13	0.0%
00082		11	0.0%
00083		10	0.0%
00084		19	0.0%
00085		28	0.0%
00086		9	0.0%
00087		9	0.0%
00088		15	0.0%
00089		14	0.0%
00090		32	0.0%
00091		16	0.0%
00092		14	0.0%
00093		7	0.0%
00094		11	0.0%
00095		19	0.0%
00096		11	0.0%
00097		5	0.0%
00098		17	0.0%
00099		25	0.0%
00100		118	0.0%
00101		8	0.0%
00102		14	0.0%
00103		9	0.0%
00104		24	0.0%
00105		15	0.0%
00106		17	0.0%

**File : 04 Assam**

**# T\_HIRED: TOTAL OF HIRED**

Value	Label	Cases	Percentage
00107		13	0.0%
00108		10	0.0%
00109		9	0.0%
00110		41	0.0%
00111		9	0.0%
00112		7	0.0%
00113		3	0.0%
00114		15	0.0%
00115		9	0.0%
00116		9	0.0%
00117		4	0.0%
00118		16	0.0%
00119		26	0.0%
00120		57	0.0%
00121		11	0.0%
00122		9	0.0%
00123		8	0.0%
00124		11	0.0%
00125		13	0.0%
00126		11	0.0%
00127		5	0.0%
00128		11	0.0%
00129		11	0.0%
00130		30	0.0%
00131		7	0.0%
00132		8	0.0%
00133		9	0.0%
00134		3	0.0%
00135		12	0.0%
00136		4	0.0%
00137		7	0.0%
00138		11	0.0%
00139		10	0.0%
00140		32	0.0%
00141		9	0.0%
00142		5	0.0%
00143		6	0.0%
00144		7	0.0%
00145		5	0.0%
00146		9	0.0%
00147		7	0.0%
00148		9	0.0%
00149		17	0.0%

**File : 04 Assam**

**# T\_HIRED: TOTAL OF HIRED**

Value	Label	Cases	Percentage
00150		48	0.0%
00151		16	0.0%
00152		10	0.0%
00153		10	0.0%
00154		4	0.0%
00155		10	0.0%
00156		6	0.0%
00157		8	0.0%
00158		5	0.0%
00159		13	0.0%
00160		20	0.0%
00161		6	0.0%
00162		5	0.0%
00163		2	0.0%
00164		5	0.0%
00165		10	0.0%
00166		8	0.0%
00167		2	0.0%
00168		7	0.0%
00169		8	0.0%
00170		18	0.0%
00171		1	0.0%
00172		6	0.0%
00173		3	0.0%
00174		5	0.0%
00175		12	0.0%
00176		4	0.0%
00177		6	0.0%
00178		6	0.0%
00179		5	0.0%
00180		24	0.0%
00181		4	0.0%
00182		5	0.0%
00183		5	0.0%
00184		7	0.0%
00185		4	0.0%
00186		3	0.0%
00187		4	0.0%
00188		2	0.0%
00189		3	0.0%
00190		19	0.0%
00191		10	0.0%
00192		2	0.0%

**File : 04 Assam**

**# T\_HIRED: TOTAL OF HIRED**

Value	Label	Cases	Percentage
00193		4	0.0%
00194		5	0.0%
00195		11	0.0%
00196		1	0.0%
00197		3	0.0%
00198		5	0.0%
00199		10	0.0%
00200		31	0.0%
00201		4	0.0%
00202		3	0.0%
00203		2	0.0%
00204		2	0.0%
00205		1	0.0%
00206		7	0.0%
00207		2	0.0%
00208		1	0.0%
00209		4	0.0%
00210		4	0.0%
00212		2	0.0%
00213		1	0.0%
00214		2	0.0%
00215		3	0.0%
00216		2	0.0%
00217		3	0.0%
00218		3	0.0%
00219		4	0.0%
00220		6	0.0%
00221		1	0.0%
00222		1	0.0%
00223		5	0.0%
00224		2	0.0%
00225		3	0.0%
00227		2	0.0%
00228		3	0.0%
00229		2	0.0%
00230		8	0.0%
00231		2	0.0%
00232		2	0.0%
00233		2	0.0%
00234		4	0.0%
00235		2	0.0%
00237		1	0.0%
00239		2	0.0%

**File : 04 Assam**

**# T\_HIRED: TOTAL OF HIRED**

Value	Label	Cases	Percentage
00240		5	0.0%
00241		2	0.0%
00242		2	0.0%
00245		3	0.0%
00248		2	0.0%
00249		1	0.0%
00250		16	0.0%
00251		3	0.0%
00252		2	0.0%
00253		1	0.0%
00254		2	0.0%
00255		3	0.0%
00257		1	0.0%
00258		1	0.0%
00259		2	0.0%
00260		5	0.0%
00261		2	0.0%
00263		2	0.0%
00266		1	0.0%
00267		2	0.0%
00268		1	0.0%
00269		1	0.0%
00270		3	0.0%
00271		1	0.0%
00273		3	0.0%
00274		1	0.0%
00275		3	0.0%
00276		1	0.0%
00278		1	0.0%
00280		1	0.0%
00282		1	0.0%
00285		3	0.0%
00286		1	0.0%
00287		2	0.0%
00288		2	0.0%
00289		1	0.0%
00290		4	0.0%
00293		1	0.0%
00294		1	0.0%
00295		1	0.0%
00296		1	0.0%
00297		1	0.0%
00298		5	0.0%

**File : 04 Assam**

**# T\_HIRED: TOTAL OF HIRED**

Value	Label	Cases	Percentage
00299		1	0.0%
00300		19	0.0%
00302		1	0.0%
00303		1	0.0%
00304		1	0.0%
00306		1	0.0%
00308		2	0.0%
00310		1	0.0%
00312		1	0.0%
00316		1	0.0%
00319		1	0.0%
00320		1	0.0%
00321		1	0.0%
00323		2	0.0%
00324		2	0.0%
00325		1	0.0%
00327		2	0.0%
00331		1	0.0%
00333		1	0.0%
00334		1	0.0%
00345		1	0.0%
00346		1	0.0%
00347		1	0.0%
00350		4	0.0%
00358		1	0.0%
00360		3	0.0%
00361		1	0.0%
00364		3	0.0%
00365		1	0.0%
00368		1	0.0%
00370		1	0.0%
00371		1	0.0%
00372		1	0.0%
00373		1	0.0%
00374		1	0.0%
00375		1	0.0%
00376		1	0.0%
00380		1	0.0%
00381		1	0.0%
00387		2	0.0%
00391		1	0.0%
00395		3	0.0%
00396		1	0.0%

**File : 04 Assam****# T\_HIRED: TOTAL OF HIRED**

<b>Value</b>	<b>Label</b>	<b>Cases</b>	<b>Percentage</b>
00397		1	0.0%
00400		6	0.0%
00401		2	0.0%
00404		1	0.0%
00405		2	0.0%
00406		1	0.0%
00407		1	0.0%
00410		3	0.0%
00412		1	0.0%
00414		1	0.0%
00422		1	0.0%
00430		1	0.0%
00431		2	0.0%
00435		1	0.0%
00437		1	0.0%
00439		1	0.0%
00450		2	0.0%
00451		1	0.0%
00452		1	0.0%
00458		1	0.0%
00465		2	0.0%
00474		1	0.0%
00475		1	0.0%
00477		2	0.0%
00480		2	0.0%
00482		1	0.0%
00484		1	0.0%
00487		1	0.0%
00493		1	0.0%
00500		3	0.0%
00502		2	0.0%
00513		1	0.0%
00514		1	0.0%
00515		2	0.0%
00520		2	0.0%
00522		1	0.0%
00525		3	0.0%
00533		1	0.0%
00535		1	0.0%
00537		1	0.0%
00550		1	0.0%
00555		1	0.0%
00560		1	0.0%



**File : 04 Assam**

**# T\_HIRED: TOTAL OF HIRED**

Value	Label	Cases	Percentage
00568		1	0.0%
00586		1	0.0%
00587		1	0.0%
00595		1	0.0%
00599		1	0.0%
00600		3	0.0%
00601		1	0.0%
00607		1	0.0%
00608		1	0.0%
00610		2	0.0%
00620		1	0.0%
00625		2	0.0%
00628		1	0.0%
00630		1	0.0%
00650		1	0.0%
00663		1	0.0%
00667		1	0.0%
00678		1	0.0%
00682		1	0.0%
00687		1	0.0%
00693		1	0.0%
00695		1	0.0%
00698		1	0.0%
00700		2	0.0%
00715		1	0.0%
00725		1	0.0%
00727		1	0.0%
00743		1	0.0%
00745		1	0.0%
00753		1	0.0%
00778		1	0.0%
00780		4	0.0%
00800		4	0.0%
00810		2	0.0%
00850		2	0.0%
00863		1	0.0%
00874		1	0.0%
00875		1	0.0%
00881		1	0.0%
00898		1	0.0%
00905		1	0.0%
00937		1	0.0%
00940		1	0.0%

**File : 04 Assam**

**# T\_HIRED: TOTAL OF HIRED**

Value	Label	Cases	Percentage
00954		1	0.0%
00993		1	0.0%
00994		1	0.0%
00998		1	0.0%
01000		3	0.0%
01004		1	0.0%
01006		1	0.0%
01007		1	0.0%
01030		2	0.0%
01049		1	0.0%
01080		1	0.0%
01131		1	0.0%
01142		1	0.0%
01196		1	0.0%
01200		3	0.0%
01210		1	0.0%
01212		1	0.0%
01245		1	0.0%
01252		1	0.0%
01282		1	0.0%
01421		1	0.0%
01436		1	0.0%
01437		1	0.0%
01444		1	0.0%
01463		1	0.0%
01500		1	0.0%
01523		1	0.0%
01541		1	0.0%
01556		1	0.0%
01570		1	0.0%
01573		1	0.0%
01577		1	0.0%
01705		1	0.0%
01811		1	0.0%
01896		1	0.0%
01945		1	0.0%
01994		1	0.0%
02000		1	0.0%
02032		1	0.0%
02090		1	0.0%
02094		1	0.0%
02197		1	0.0%
02237		1	0.0%

## File : 04 Assam

### # T\_HIRED: TOTAL OF HIRED

Value	Label	Cases	Percentage
02410		1	0.0%
02420		1	0.0%
03000		1	0.0%
03070		1	0.0%
03800		1	0.0%
05000		1	0.0%

Warning: these figures indicate the number of cases found in the data file. They cannot be interpreted as summary statistics of the population of interest.

### # REMAKS: REMARKS

**Information** [Type= discrete] [Format=character] [Missing=\*]

**Statistics [NW/ W]** [Valid=593168 /-] [Invalid=0 /-]

Value	Label	Cases	Percentage
000		2284	0.4%
001		36350	6.1%
002		82889	14.0%
003		31437	5.3%
004		54061	9.1%
005		23312	3.9%
006		38311	6.5%
007		17470	2.9%
008		29229	4.9%
009		13707	2.3%
010		24201	4.1%
011		11755	2.0%
012		19877	3.4%
013		12344	2.1%
014		13524	2.3%
015		9782	1.6%
016		12522	2.1%
017		9131	1.5%
018		11382	1.9%
019		6404	1.1%
020		9322	1.6%
021		5158	0.9%
022		6607	1.1%
023		5813	1.0%
024		8744	1.5%
025		4982	0.8%
026		8533	1.4%
027		3201	0.5%
028		6007	1.0%
029		3368	0.6%
030		5354	0.9%
031		2286	0.4%

## File : 04 Assam

### # REMAKS: REMARKS

Value	Label	Cases	Percentage
032		5537	0.9%
033		2043	0.3%
034		2361	0.4%
035		2163	0.4%
036		1762	0.3%
037		1531	0.3%
038		1837	0.3%
039		1354	0.2%
040		2590	0.4%
041		1096	0.2%
042		2034	0.3%
043		564	0.1%
044		1831	0.3%
045		310	0.1%
046		2782	0.5%
047		1636	0.3%
048		1306	0.2%
050		1681	0.3%
051		712	0.1%
052		722	0.1%
053		1471	0.2%
054		2631	0.4%
055		392	0.1%
056		393	0.1%
057		794	0.1%
058		804	0.1%
059		406	0.1%
061		424	0.1%
062		434	0.1%
064		1598	0.3%
065		1	0.0%
068		882	0.1%
070		1947	0.3%
073		1014	0.2%
074		1134	0.2%
075		542	0.1%
077		538	0.1%
082		1133	0.2%
083		589	0.1%
084		1153	0.2%
088		611	0.1%
089		608	0.1%
090		1251	0.2%

## File : 04 Assam

### # REMAKS: REMARKS

Value	Label	Cases	Percentage
091		629	0.1%
094		659	0.1%
097		674	0.1%
098		2	0.0%
104		1	0.0%
109		2	0.0%
111		764	0.1%
113		788	0.1%
115		801	0.1%
117		1	0.0%
127		2	0.0%
135		1	0.0%
141		1	0.0%
143		914	0.2%
144		1006	0.2%
152		1	0.0%
157		966	0.2%
168		1	0.0%
173		1	0.0%
189		1	0.0%
218		1	0.0%
237		1	0.0%
316		1	0.0%
349		1	0.0%

Warning: these figures indicate the number of cases found in the data file. They cannot be interpreted as summary statistics of the population of interest.

### # TYPE\_ENTERP: TYPE OF ENTERPRISE

<b>Information</b>	[Type= discrete] [Format=character] [Missing=*]
<b>Statistics [NW/ W]</b>	[Valid=593169 /-] [Invalid=0 /-]

Value	Label	Cases	Percentage
1		372459	62.8%
2		166682	28.1%
3		54028	9.1%

Warning: these figures indicate the number of cases found in the data file. They cannot be interpreted as summary statistics of the population of interest.

### # MAJOR\_ACT: MAJOR ACTIVITY CODE

<b>Information</b>	[Type= discrete] [Format=character] [Missing=*]
<b>Statistics [NW/ W]</b>	[Valid=593169 /-] [Invalid=0 /-]

Value	Label	Cases	Percentage
01		13287	2.2%
02		6202	1.0%
04		602	0.1%
05		57639	9.7%
06		1105	0.2%

## File : 04 Assam

### # MAJOR\_ACT: MAJOR ACTIVITY CODE

Value	Label	Cases	Percentage
07		6055	1.0%
08		17506	3.0%
09		267351	45.1%
10		30575	5.2%
11		17909	3.0%
12		2071	0.3%
13		3899	0.7%
14		7949	1.3%
15		161019	27.1%

Warning: these figures indicate the number of cases found in the data file. They cannot be interpreted as summary statistics of the population of interest.

### # SIZE\_EMP1: SIZE OF EMPLOYMENT CODE-1

<b>Information</b>	[Type= discrete] [Format=character] [Missing=*]
<b>Statistics [NW/ W]</b>	[Valid=593169 /-] [Invalid=0 /-]

Value	Label	Cases	Percentage
1	Employee size 0 to 1	282559	47.6%
2	Employee size 2	141946	23.9%
3	Employee size 3	55443	9.3%
4	Employee size 4	35307	6.0%
5	Employee size 5	17377	2.9%
6	Employee size 6 to 9	27149	4.6%
7	Employee size >9	33388	5.6%

Warning: these figures indicate the number of cases found in the data file. They cannot be interpreted as summary statistics of the population of interest.

### # SIZE\_EMP2: SIZE OF EMPLOYMENT CODE-2

<b>Information</b>	[Type= discrete] [Format=character] [Missing=*]
<b>Statistics [NW/ W]</b>	[Valid=593169 /-] [Invalid=0 /-]

Value	Label	Cases	Percentage
01	Employee size 0 to 1	282559	47.6%
02	Employee size 2	141946	23.9%
03	Employee size 3	55443	9.3%
04	Employee size 4	35307	6.0%
05	Employee size 5	17377	2.9%
07	Employee size 6 to 9	27149	4.6%
08	Employee size 10 to 14	15737	2.7%
09	Employee size 15 to 19	5849	1.0%
10	Employee size 20 to 24	3372	0.6%
11	Employee size 25 to 49	5008	0.8%
12	Employee size 50 to 99	1687	0.3%
13	Employee size 100 to 199	1221	0.2%
14	Employee size 200 to 499	375	0.1%
15	Employee size >=500	139	0.0%

Warning: these figures indicate the number of cases found in the data file. They cannot be interpreted as summary statistics of the population of interest.

## File : 04 Assam

# FITTER: FILLER

**Information** [Type= discrete] [Format=character] [Missing=\*]

**Statistics [NW/ W]** [Valid=593169 /-] [Invalid=0 /-]

Value	Label	Cases	Percentage
0		593169	100.0%

*Warning: these figures indicate the number of cases found in the data file. They cannot be interpreted as summary statistics of the population of interest.*

## File : 05 Bihar

### # FILE\_ID: FILE-ID

Information [Type= discrete] [Format=character] [Missing=\*]

Statistics [NW/ W] [Valid=1043864 /-] [Invalid=0 /-]

Value	Label	Cases	Percentage
EC98AD		1043864	100.0%

Warning: these figures indicate the number of cases found in the data file. They cannot be interpreted as summary statistics of the population of interest.

### # ID\_NO: IDENTIFICATION NO (ID NO)

Information [Type= discrete] [Format=character] [Missing=\*]

Statistics [NW/ W] [Valid=1043864 /-] [Invalid=0 /-]

### # ST: STATE CODE

Information [Type= discrete] [Format=character] [Missing=\*]

Statistics [NW/ W] [Valid=1043864 /-] [Invalid=0 /-]

Value	Label	Cases	Percentage
05	Bihar	1043864	100.0%

Warning: these figures indicate the number of cases found in the data file. They cannot be interpreted as summary statistics of the population of interest.

### # DT: DISTRICT CODE

Information [Type= discrete] [Format=character] [Missing=\*]

Statistics [NW/ W] [Valid=1043864 /-] [Invalid=0 /-]

Value	Label	Cases	Percentage
01	PATNA	126269	12.1%
02	NALANDA	42429	4.1%
03	BHOJPUR	30298	2.9%
04	ROHTAS	32895	3.2%
05	AURANGABAD	22053	2.1%
06	JEHANABAD	13881	1.3%
07	GAYA	47868	4.6%
08	NAWADA	18687	1.8%
09	SARAN	40657	3.9%
10	SIWAN	38461	3.7%
11	GOPALGANJ	21650	2.1%
12	PASHCHIM CHAMPARAN	46556	4.5%
13	PURBA CHAMPARAN	36612	3.5%
14	SITAMARHI	27465	2.6%
15	MUZAFFARPUR	46558	4.5%
16	VAISHALI	31266	3.0%
17	BEGUSARAI	25839	2.5%
18	SAMASTIPUR	47014	4.5%
19	DARBHANGA	35573	3.4%
20	MADHUBANI	33917	3.2%
21	SAHARSA	13902	1.3%
22	MADHEPURA	15260	1.5%
23	PURNIA	27788	2.7%
24	KATI HAR	29134	2.8%



## File : 05 Bihar

### # DT: DISTRICT CODE

Value	Label	Cases	Percentage
25	KHAGARIA	13574	1.3%
26	MUNGER	16704	1.6%
27	BHAGALPUR	35795	3.4%
41	ARARIA	19071	1.8%
42	KISHANGANJ	15310	1.5%
43	BUXAR	12040	1.2%
44	BHABHUA	12587	1.2%
45	SUPAUL	19206	1.8%
46	JAMUI	14754	1.4%
47	BANKA	14037	1.3%
53	LAKHISARAI	8546	0.8%
54	SHEKHPURA	6223	0.6%
55	SHIVHAR	3985	0.4%

Warning: these figures indicate the number of cases found in the data file. They cannot be interpreted as summary statistics of the population of interest.

### # TEH: TEHSIL CODE

<b>Information</b>	[Type= discrete] [Format=character] [Missing=*]
<b>Statistics [NW/ W]</b>	[Valid=1043864 /-] [Invalid=0 /-]

Value	Label	Cases	Percentage
000		367132	35.2%
001		55858	5.4%
002		61110	5.9%
003		61023	5.8%
004		56602	5.4%
005		59467	5.7%
006		50146	4.8%
007		50696	4.9%
008		41883	4.0%
009		47880	4.6%
010		37808	3.6%
011		33724	3.2%
012		24652	2.4%
013		16713	1.6%
014		14670	1.4%
015		6657	0.6%
016		6469	0.6%
017		6664	0.6%
018		13453	1.3%
019		3610	0.3%
020		4591	0.4%
021		2557	0.2%
022		617	0.1%
023		713	0.1%
028		8835	0.8%

## File : 05 Bihar

### # TEH: TEHSIL CODE

Value	Label	Cases	Percentage
038		481	0.0%
048		3082	0.3%
058		1080	0.1%
068		5691	0.5%

*Warning: these figures indicate the number of cases found in the data file. They cannot be interpreted as summary statistics of the population of interest.*

### # CD\_BLOCK: CD BLOCK

<b>Information</b>	[Type= discrete] [Format=character] [Missing=*]
<b>Statistics [NW/ W]</b>	[Valid=1043864 /-] [Invalid=0 /-]

Value	Label	Cases	Percentage
00		396194	38.0%
01		49877	4.8%
02		47152	4.5%
03		51185	4.9%
04		52832	5.1%
05		53150	5.1%
06		46161	4.4%
07		48747	4.7%
08		40988	3.9%
09		44887	4.3%
10		33694	3.2%
11		35203	3.4%
12		24700	2.4%
13		23483	2.2%
14		20690	2.0%
15		13969	1.3%
16		12890	1.2%
17		12101	1.2%
18		9491	0.9%
19		8366	0.8%
20		8364	0.8%
21		3390	0.3%
22		1637	0.2%
23		1751	0.2%
24		977	0.1%
25		875	0.1%
26		226	0.0%
80		884	0.1%

*Warning: these figures indicate the number of cases found in the data file. They cannot be interpreted as summary statistics of the population of interest.*

### # SECTOR: SECTOR CODE

<b>Information</b>	[Type= discrete] [Format=character] [Missing=*]
<b>Statistics [NW/ W]</b>	[Valid=1043864 /-] [Invalid=0 /-]

## File : 05 Bihar

### # SECTOR: SECTOR CODE

Value	Label	Cases	Percentage
1	Rural	640280	61.3%
2	Urban	403584	38.7%

*Warning: these figures indicate the number of cases found in the data file. They cannot be interpreted as summary statistics of the population of interest.*

### # V\_C: VILLAGE CODE

**Information** [Type= discrete] [Format=character] [Missing=\*]

**Statistics [NW/ W]** [Valid=1043864 /-] [Invalid=0 /-]

Value	Label	Cases	Percentage
001		8622	0.8%
002		7377	0.7%
003		7580	0.7%
004		8920	0.9%
005		6106	0.6%
006		7292	0.7%
007		7714	0.7%
008		7520	0.7%
009		8535	0.8%
010		7506	0.7%
011		7076	0.7%
012		7556	0.7%
013		7683	0.7%
014		13103	1.3%
015		23089	2.2%
016		14785	1.4%
017		65005	6.2%
018		41372	4.0%
019		6481	0.6%
020		7213	0.7%
021		7477	0.7%
022		8451	0.8%
023		6680	0.6%
024		7622	0.7%
025		8271	0.8%
026		24796	2.4%
027		22731	2.2%
028		48557	4.7%
029		8198	0.8%
030		7812	0.7%
031		7703	0.7%
032		7020	0.7%
033		8359	0.8%
034		8108	0.8%
035		5639	0.5%

## File : 05 Bihar

### # V\_C: VILLAGE CODE

Value	Label	Cases	Percentage
036		28060	2.7%
037		27318	2.6%
038		17757	1.7%
039		5475	0.5%
040		7737	0.7%
041		7217	0.7%
042		5733	0.5%
043		6642	0.6%
044		5989	0.6%
045		6650	0.6%
046		6081	0.6%
047		23144	2.2%
048		17161	1.6%
049		5056	0.5%
050		4690	0.4%
051		4460	0.4%
052		4475	0.4%
053		6910	0.7%
054		7270	0.7%
055		6753	0.6%
056		6615	0.6%
057		15076	1.4%
058		17918	1.7%
059		5439	0.5%
060		4754	0.5%
061		4671	0.4%
062		4885	0.5%
063		5020	0.5%
064		4404	0.4%
065		5560	0.5%
066		5126	0.5%
067		11969	1.1%
068		16144	1.5%
069		3573	0.3%
070		3146	0.3%
071		4411	0.4%
072		4303	0.4%
073		5493	0.5%
074		3148	0.3%
075		4265	0.4%
076		4439	0.4%
077		3668	0.4%
078		4173	0.4%

## File : 05 Bihar

### # V\_C: VILLAGE CODE

Value	Label	Cases	Percentage
079		3546	0.3%
080		3042	0.3%
081		2978	0.3%
082		2494	0.2%
083		4332	0.4%
084		3282	0.3%
085		2900	0.3%
086		2799	0.3%
087		2677	0.3%
088		4256	0.4%
089		2989	0.3%
090		2135	0.2%
091		2085	0.2%
092		3331	0.3%
093		2265	0.2%
094		3066	0.3%
095		2591	0.2%
096		4018	0.4%
097		3893	0.4%
098		5127	0.5%
099		2503	0.2%
100		2581	0.2%
101		3391	0.3%
102		2885	0.3%
103		1555	0.1%
104		2150	0.2%
105		2337	0.2%
106		63764	6.1%
107		3611	0.3%
108		1472	0.1%
109		3006	0.3%
110		1236	0.1%
111		1485	0.1%
112		1156	0.1%
113		1528	0.1%
114		2313	0.2%
115		1236	0.1%
116		3174	0.3%
117		1130	0.1%
118		1934	0.2%
119		1386	0.1%
120		1111	0.1%
121		1874	0.2%

## File : 05 Bihar

### # V\_C: VILLAGE CODE

Value	Label	Cases	Percentage
122		1755	0.2%
123		1483	0.1%
124		1182	0.1%
125		1455	0.1%
126		3488	0.3%
127		1239	0.1%
128		1296	0.1%
129		676	0.1%
130		704	0.1%
131		973	0.1%
132		902	0.1%
133		1198	0.1%
134		740	0.1%
135		718	0.1%
136		3454	0.3%
137		647	0.1%
138		834	0.1%
139		1053	0.1%
140		709	0.1%
141		842	0.1%
142		942	0.1%
143		686	0.1%
144		776	0.1%
145		933	0.1%
146		875	0.1%
147		755	0.1%
148		592	0.1%
149		735	0.1%
150		505	0.0%
151		803	0.1%
152		354	0.0%
153		644	0.1%
154		442	0.0%
155		435	0.0%
156		499	0.0%
157		539	0.1%
158		786	0.1%
159		798	0.1%
160		257	0.0%
161		980	0.1%
162		781	0.1%
163		471	0.0%
164		392	0.0%

**File : 05 Bihar****# V\_C: VILLAGE CODE**

<b>Value</b>	<b>Label</b>	<b>Cases</b>	<b>Percentage</b>
165		769	0.1%
166		512	0.0%
167		271	0.0%
168		282	0.0%
169		424	0.0%
170		430	0.0%
171		222	0.0%
172		217	0.0%
173		416	0.0%
174		254	0.0%
175		357	0.0%
176		283	0.0%
177		250	0.0%
178		303	0.0%
179		527	0.1%
180		795	0.1%
181		216	0.0%
182		208	0.0%
183		466	0.0%
184		228	0.0%
185		121	0.0%
186		196	0.0%
187		250	0.0%
188		117	0.0%
189		390	0.0%
190		450	0.0%
191		283	0.0%
192		112	0.0%
193		788	0.1%
194		148	0.0%
195		307	0.0%
196		187	0.0%
197		77	0.0%
198		72	0.0%
199		155	0.0%
200		250	0.0%
201		68	0.0%
202		575	0.1%
203		723	0.1%
204		240	0.0%
205		175	0.0%
206		165	0.0%
207		189	0.0%

**File : 05 Bihar****# V\_C: VILLAGE CODE**

<b>Value</b>	<b>Label</b>	<b>Cases</b>	<b>Percentage</b>
208		53	0.0%
209		122	0.0%
210		413	0.0%
211		161	0.0%
212		202	0.0%
213		210	0.0%
214		68	0.0%
215		71	0.0%
216		56	0.0%
217		26	0.0%
218		43	0.0%
219		134	0.0%
220		44	0.0%
221		58	0.0%
222		61	0.0%
223		19	0.0%
224		37	0.0%
225		30	0.0%
226		148	0.0%
227		5	0.0%
228		20	0.0%
229		51	0.0%
230		42	0.0%
231		48	0.0%
232		39	0.0%
233		33	0.0%
234		91	0.0%
235		108	0.0%
236		10	0.0%
237		29	0.0%
238		74	0.0%
239		76	0.0%
240		129	0.0%
241		135	0.0%
242		10	0.0%
243		116	0.0%
244		13	0.0%
245		13	0.0%
246		67	0.0%
247		275	0.0%
248		13	0.0%
249		33	0.0%
250		22	0.0%



## File : 05 Bihar

### # V\_C: VILLAGE CODE

Value	Label	Cases	Percentage
251		48	0.0%
252		31	0.0%
253		268	0.0%
254		23	0.0%
255		13	0.0%
256		11	0.0%
257		31	0.0%
258		44	0.0%
259		31	0.0%
260		188	0.0%
261		32	0.0%
262		28	0.0%
263		29	0.0%
264		36	0.0%
265		9	0.0%
266		4	0.0%
267		9	0.0%
268		8	0.0%
269		11	0.0%
270		1	0.0%
271		3	0.0%
272		21	0.0%
273		10	0.0%
274		12	0.0%
275		1	0.0%
276		33	0.0%
277		2	0.0%
278		5	0.0%
279		36	0.0%
280		9	0.0%
281		31	0.0%
282		31	0.0%
283		1	0.0%
284		10	0.0%
285		7	0.0%
286		134	0.0%
287		18	0.0%
288		23	0.0%
289		12	0.0%
290		7	0.0%
291		16	0.0%
293		2	0.0%
294		37	0.0%

## File : 05 Bihar

### # V\_C: VILLAGE CODE

Value	Label	Cases	Percentage
295		2	0.0%
296		1	0.0%
298		8	0.0%
299		8	0.0%
300		12	0.0%
301		5	0.0%
302		4	0.0%
303		3	0.0%
304		4	0.0%
305		21	0.0%
306		11	0.0%
307		5	0.0%
308		251	0.0%
309		3	0.0%
310		31	0.0%
311		66	0.0%
312		9	0.0%
313		8	0.0%
314		5	0.0%
315		3	0.0%
316		4	0.0%
317		3	0.0%
318		27	0.0%
319		7	0.0%
320		16	0.0%
321		1	0.0%
322		1	0.0%
323		1	0.0%
324		3	0.0%
325		7	0.0%
326		12	0.0%
327		6	0.0%
328		44	0.0%
329		53	0.0%
330		11	0.0%
331		14	0.0%
332		2	0.0%
333		18	0.0%
334		5	0.0%
335		6	0.0%
336		7	0.0%
337		2	0.0%
338		1	0.0%

## File : 05 Bihar

### # V\_C: VILLAGE CODE

Value	Label	Cases	Percentage
339		17	0.0%
340		74	0.0%
341		3	0.0%
342		10	0.0%
343		1	0.0%
344		1	0.0%
345		6	0.0%
346		27	0.0%
347		9	0.0%
348		5	0.0%
349		545	0.1%
350		4	0.0%
351		1	0.0%
352		1	0.0%
353		2	0.0%
357		6	0.0%
361		2	0.0%
362		2	0.0%
363		4	0.0%
364		1	0.0%
365		2	0.0%
366		3	0.0%
367		6	0.0%
368		10	0.0%
370		2	0.0%
371		2	0.0%
373		4	0.0%
378		3	0.0%
380		10	0.0%
381		94	0.0%
382		10	0.0%
383		6	0.0%
384		1	0.0%
385		2	0.0%
386		3	0.0%
387		1	0.0%
388		1	0.0%
389		7	0.0%
392		1	0.0%
393		6	0.0%
394		2	0.0%
395		1	0.0%
397		2	0.0%

## File : 05 Bihar

### # V\_C: VILLAGE CODE

Value	Label	Cases	Percentage
399		1	0.0%
400		3	0.0%
401		10	0.0%
403		4	0.0%
406		45	0.0%
408		61	0.0%
413		1	0.0%
414		3	0.0%
415		1	0.0%
419		12	0.0%
420		34	0.0%
421		1	0.0%
423		1	0.0%
424		2	0.0%
428		4	0.0%
429		1	0.0%
442		3	0.0%
448		4	0.0%
450		11	0.0%
452		2	0.0%
454		14	0.0%
456		5	0.0%
458		5	0.0%
461		1	0.0%
467		5	0.0%
479		2	0.0%
480		1	0.0%
481		2	0.0%
482		2	0.0%
484		1	0.0%
485		1	0.0%
493		1	0.0%
494		1	0.0%
496		1	0.0%
501		1	0.0%
503		1	0.0%
511		1	0.0%
513		1	0.0%
515		3	0.0%
517		2	0.0%
523		1	0.0%
524		3	0.0%
528		2	0.0%

## File : 05 Bihar

### # V\_C: VILLAGE CODE

Value	Label	Cases	Percentage
532		3	0.0%
534		12	0.0%
544		10	0.0%
546		26	0.0%
552		5	0.0%
557		4	0.0%
560		3	0.0%
564		7	0.0%
568		1	0.0%
569		2	0.0%
570		1	0.0%
580		1	0.0%
585		5	0.0%
586		11	0.0%
589		12	0.0%
591		1	0.0%
592		2	0.0%
599		5	0.0%

*Warning: these figures indicate the number of cases found in the data file. They cannot be interpreted as summary statistics of the population of interest.*

### # WARD: WARD CODE

**Information** [Type= discrete] [Format=character] [Missing=\*]

**Statistics [NW/ W]** [Valid=1043864 /-] [Invalid=0 /-]

Value	Label	Cases	Percentage
000		922075	88.3%
001		9399	0.9%
002		1995	0.2%
003		1701	0.2%
004		7801	0.7%
005		1747	0.2%
006		70733	6.8%
007		3796	0.4%
008		7940	0.8%
009		2014	0.2%
010		994	0.1%
011		1262	0.1%
012		1027	0.1%
013		1865	0.2%
014		1048	0.1%
015		981	0.1%
016		694	0.1%
017		400	0.0%
018		363	0.0%
019		278	0.0%

## File : 05 Bihar

### # WARD: WARD CODE

Value	Label	Cases	Percentage
020		364	0.0%
021		567	0.1%
022		250	0.0%
023		167	0.0%
024		169	0.0%
025		612	0.1%
026		102	0.0%
027		319	0.0%
028		376	0.0%
029		279	0.0%
030		449	0.0%
031		279	0.0%
032		166	0.0%
033		768	0.1%
034		515	0.0%
035		154	0.0%
036		109	0.0%
037		65	0.0%
080		11	0.0%
100		1	0.0%
400		26	0.0%
500		1	0.0%
600		1	0.0%
800		1	0.0%

*Warning: these figures indicate the number of cases found in the data file. They cannot be interpreted as summary statistics of the population of interest.*

### # IV\_UNIT: IV UNIT

<b>Information</b>	[Type= discrete] [Format=character] [Missing=*]
<b>Statistics [NW/ W]</b>	[Valid=1043864 /-] [Invalid=0 /-]

Value	Label	Cases	Percentage
000		638947	61.2%
001		145329	13.9%
002		67977	6.5%
003		39405	3.8%
004		24373	2.3%
005		12760	1.2%
006		9752	0.9%
007		8621	0.8%
008		8265	0.8%
009		10009	1.0%
010		12091	1.2%
011		7724	0.7%
012		6092	0.6%
013		1337	0.1%

**File : 05 Bihar****# IV\_UNIT: IV UNIT**

<b>Value</b>	<b>Label</b>	<b>Cases</b>	<b>Percentage</b>
014		1929	0.2%
015		2160	0.2%
016		2492	0.2%
017		1517	0.1%
018		875	0.1%
019		1296	0.1%
020		721	0.1%
021		739	0.1%
022		2186	0.2%
023		1832	0.2%
024		2457	0.2%
025		1424	0.1%
026		1804	0.2%
027		1364	0.1%
028		1426	0.1%
029		716	0.1%
030		795	0.1%
031		818	0.1%
032		1233	0.1%
033		514	0.0%
034		611	0.1%
035		510	0.0%
036		1085	0.1%
037		936	0.1%
038		690	0.1%
039		2821	0.3%
040		1842	0.2%
041		1791	0.2%
042		2322	0.2%
043		1501	0.1%
044		2471	0.2%
045		1658	0.2%
046		968	0.1%
047		1140	0.1%
048		676	0.1%
049		478	0.0%
050		436	0.0%
051		80	0.0%
053		1	0.0%
056		1	0.0%
057		6	0.0%
058		6	0.0%
060		1	0.0%

**File : 05 Bihar****# IV\_UNIT: IV UNIT**

<b>Value</b>	<b>Label</b>	<b>Cases</b>	<b>Percentage</b>
061		1	0.0%
066		13	0.0%
067		1	0.0%
068		1	0.0%
070		1	0.0%
073		2	0.0%
074		5	0.0%
076		9	0.0%
077		9	0.0%
078		9	0.0%
079		7	0.0%
082		1	0.0%
083		4	0.0%
091		8	0.0%
092		1	0.0%
093		1	0.0%
095		7	0.0%
096		1	0.0%
097		1	0.0%
098		6	0.0%
100		4	0.0%
101		2	0.0%
103		18	0.0%
104		18	0.0%
106		4	0.0%
110		6	0.0%
111		2	0.0%
112		40	0.0%
113		8	0.0%
116		4	0.0%
117		1	0.0%
118		3	0.0%
120		24	0.0%
124		3	0.0%
125		4	0.0%
126		5	0.0%
130		1	0.0%
135		6	0.0%
142		4	0.0%
157		4	0.0%
174		8	0.0%
175		108	0.0%
179		12	0.0%



## File : 05 Bihar

### # IV\_UNIT: IV UNIT

Value	Label	Cases	Percentage
182		2	0.0%
184		4	0.0%
188		2	0.0%
189		114	0.0%
190		205	0.0%
192		6	0.0%
194		6	0.0%
195		4	0.0%
200		10	0.0%
201		1	0.0%
202		10	0.0%
210		1	0.0%
215		2	0.0%
216		2	0.0%
219		2	0.0%
224		2	0.0%
226		1	0.0%
228		25	0.0%
234		1	0.0%
235		2	0.0%
237		17	0.0%
239		1	0.0%
241		28	0.0%
243		2	0.0%
244		1	0.0%
250		10	0.0%
251		6	0.0%
252		3	0.0%
254		6	0.0%

*Warning: these figures indicate the number of cases found in the data file. They cannot be interpreted as summary statistics of the population of interest.*

### # UFS\_BLOCK: UFS BLOCK

<b>Information</b>	[Type= discrete] [Format=character] [Missing=*]		
<b>Statistics [NW/ W]</b>	[Valid=1043864 /-] [Invalid=0 /-]		
Value	Label	Cases	Percentage
00		635702	60.9%
01		19434	1.9%
02		16413	1.6%
03		15788	1.5%
04		16350	1.6%
05		15701	1.5%
06		16988	1.6%
07		17630	1.7%
08		15625	1.5%

## File : 05 Bihar

### # UFS\_BLOCK: UFS BLOCK

Value	Label	Cases	Percentage
09		15939	1.5%
10		15563	1.5%
11		15731	1.5%
12		16250	1.6%
13		14955	1.4%
14		15955	1.5%
15		14136	1.4%
16		14706	1.4%
17		13751	1.3%
18		12336	1.2%
19		12858	1.2%
20		12947	1.2%
21		12397	1.2%
22		10040	1.0%
23		12078	1.2%
24		10008	1.0%
25		8595	0.8%
26		7203	0.7%
27		6419	0.6%
28		6273	0.6%
29		5435	0.5%
30		5152	0.5%
31		3246	0.3%
32		2222	0.2%
33		2424	0.2%
34		1980	0.2%
35		1390	0.1%
36		1095	0.1%
37		739	0.1%
38		798	0.1%
39		281	0.0%
40		209	0.0%
41		262	0.0%
42		740	0.1%
43		43	0.0%
44		34	0.0%
45		7	0.0%
48		10	0.0%
54		12	0.0%
55		14	0.0%

*Warning: these figures indicate the number of cases found in the data file. They cannot be interpreted as summary statistics of the population of interest.*

### # P\_NO: PAGE NO

**Information** [Type= discrete] [Format=character] [Missing=\*

# File : 05 Bihar

# P\_NO: PAGE NO

Statistics [NW/ W] [Valid=1043864 /-] [Invalid=0 /-]

Value	Label	Cases	Percentage
001		661268	63.3%
002		167371	16.0%
003		79990	7.7%
004		42157	4.0%
005		26134	2.5%
006		16772	1.6%
007		11531	1.1%
008		8749	0.8%
009		6684	0.6%
010		4895	0.5%
011		4090	0.4%
012		2905	0.3%
013		2423	0.2%
014		1783	0.2%
015		1382	0.1%
016		1076	0.1%
017		1002	0.1%
018		588	0.1%
019		452	0.0%
020		428	0.0%
021		376	0.0%
022		312	0.0%
023		211	0.0%
024		227	0.0%
025		183	0.0%
026		152	0.0%
027		117	0.0%
028		115	0.0%
029		86	0.0%
030		52	0.0%
031		41	0.0%
032		43	0.0%
033		42	0.0%
034		109	0.0%
035		2	0.0%
036		4	0.0%
037		4	0.0%
038		2	0.0%
041		30	0.0%
098		1	0.0%
100		29	0.0%
101		23	0.0%

**File : 05 Bihar****# P\_NO: PAGE NO**

Value	Label	Cases	Percentage
124		14	0.0%
147		1	0.0%
152		5	0.0%
660		1	0.0%
814		1	0.0%
931		1	0.0%

*Warning: these figures indicate the number of cases found in the data file. They cannot be interpreted as summary statistics of the population of interest.*

**# LINE\_NO: LINE NUMBER**

<b>Information</b>	[Type= discrete] [Format=character] [Missing=*]
<b>Statistics [NW/ W]</b>	[Valid=1043864 /-] [Invalid=0 /-]

**# PREM\_S: PREMISES STATUS**

<b>Information</b>	[Type= discrete] [Format=character] [Missing=*]
<b>Statistics [NW/ W]</b>	[Valid=1043864 /-] [Invalid=0 /-]

Value	Label	Cases	Percentage
1	Without premises	219850	21.1%
2	With Premises	824014	78.9%

*Warning: these figures indicate the number of cases found in the data file. They cannot be interpreted as summary statistics of the population of interest.*

**# SRL\_NO: RUNNING SERIAL NUMBER**

<b>Information</b>	[Type= discrete] [Format=character] [Missing=*]
<b>Statistics [NW/ W]</b>	[Valid=1043864 /-] [Invalid=0 /-]

**# NIC: NIC**

<b>Information</b>	[Type= discrete] [Format=character] [Missing=*]
<b>Statistics [NW/ W]</b>	[Valid=1043864 /-] [Invalid=0 /-]

*Frequency table not shown (1369 Modalities)*

**# AGRI\_NON\_AGRI: AGRILAND NON-AGRI.**

<b>Information</b>	[Type= discrete] [Format=character] [Missing=*]
<b>Statistics [NW/ W]</b>	[Valid=1043864 /-] [Invalid=0 /-]

Value	Label	Cases	Percentage
1	Agriculture	35691	3.4%
2	Non-Agriculture	1008173	96.6%

*Warning: these figures indicate the number of cases found in the data file. They cannot be interpreted as summary statistics of the population of interest.*

**# NOP: NATURE OF OPERATION**

<b>Information</b>	[Type= discrete] [Format=character] [Missing=*]
<b>Statistics [NW/ W]</b>	[Valid=1043864 /-] [Invalid=0 /-]

Value	Label	Cases	Percentage
1	Perennial	988538	94.7%
2	Non-Perennial	55326	5.3%

*Warning: these figures indicate the number of cases found in the data file. They cannot be interpreted as summary statistics of the population of interest.*

## File : 05 Bihar

### # OWN\_SHIP: OWNERSHIP CODE

**Information** [Type= discrete] [Format=character] [Missing=\*]

**Statistics [NW/ W]** [Valid=1043864 /-] [Invalid=0 /-]

Value	Label	Cases	Percentage
1	Private Non-Profit Institutions	35283	3.4%
2	Private Others	932134	89.3%
3	Co-operatives	7208	0.7%
4	Governments	69239	6.6%

*Warning: these figures indicate the number of cases found in the data file. They cannot be interpreted as summary statistics of the population of interest.*

### # SG: SOCIAL GROUP CODE

**Information** [Type= discrete] [Format=character] [Missing=\*]

**Statistics [NW/ W]** [Valid=1043864 /-] [Invalid=0 /-]

Value	Label	Cases	Percentage
1	ST Female	250	0.0%
2	ST Male	6268	0.6%
3	SC Female	1501	0.1%
4	SC Male	46541	4.5%
5	OBC Female	4443	0.4%
6	OBC Male	544111	52.1%
7	Others Female	5374	0.5%
8	Others Male	323646	31.0%
9	Other than private enterprises	111730	10.7%

*Warning: these figures indicate the number of cases found in the data file. They cannot be interpreted as summary statistics of the population of interest.*

### # P\_F\_USED: POWER/FUEL USED

**Information** [Type= discrete] [Format=character] [Missing=\*]

**Statistics [NW/ W]** [Valid=1043864 /-] [Invalid=0 /-]

Value	Label	Cases	Percentage
0	Without power	863970	82.8%
1	Electricity	36336	3.5%
2	Coal/soft coke	48254	4.6%
3	Patrol/Diesel	59537	5.7%
4	LPG/Natural Gas	2251	0.2%
5	Fire wood	14556	1.4%
6	Kerosene	5159	0.5%
7	Animal power	1894	0.2%
8	"Non-conventional energy (bio-gas, solar & wind energy)	626	0.1%
9	Others	11281	1.1%

*Warning: these figures indicate the number of cases found in the data file. They cannot be interpreted as summary statistics of the population of interest.*

### # Y\_OPRA: YEAR OF OPERATION

**Information** [Type= discrete] [Format=character] [Missing=\*]

**Statistics [NW/ W]** [Valid=1043864 /-] [Invalid=0 /-]

Value	Label	Cases	Percentage
0	Less than 1 year	17174	1.6%

## File : 05 Bihar

### # Y\_OPRA: YEAR OF OPERATION

Value	Label	Cases	Percentage
1	Completed 1 year	36950	3.5%
2	Completed 2 years	73122	7.0%
3	Completed 3 years	73989	7.1%
4	Completed 4 years	83401	8.0%
5	Completed 5 years	145448	13.9%
6	Completed 6 years	73439	7.0%
7	Completed 7 years	42555	4.1%
8	Completed 8 years	54039	5.2%
9	Completed 9 years or more	443747	42.5%

Warning: these figures indicate the number of cases found in the data file. They cannot be interpreted as summary statistics of the population of interest.

### # REGISN: REGISTRATION CODE

**Information** [Type= discrete] [Format=character] [Missing=\*]

**Statistics [NW/ W]** [Valid=1043864 /-] [Invalid=0 /-]

Value	Label	Cases	Percentage
00		1027111	98.4%
01		815	0.1%
02		8525	0.8%
03		781	0.1%
04		299	0.0%
05		1222	0.1%
06		450	0.0%
07		110	0.0%
08		306	0.0%
09		1045	0.1%
11		86	0.0%
12		82	0.0%
15		7	0.0%
16		6	0.0%
17		2	0.0%
18		5	0.0%
22		1990	0.2%
23		56	0.0%
24		2	0.0%
25		16	0.0%
26		9	0.0%
27		2	0.0%
28		4	0.0%
29		3	0.0%
33		104	0.0%
35		9	0.0%
36		4	0.0%
37		2	0.0%
44		661	0.1%

## File : 05 Bihar

### # REGISN: REGISTRATION CODE

Value	Label	Cases	Percentage
45		2	0.0%
46		1	0.0%
47		1	0.0%
49		2	0.0%
55		63	0.0%
59		1	0.0%
66		29	0.0%
67		2	0.0%
68		1	0.0%
69		3	0.0%
77		6	0.0%
78		1	0.0%
88		14	0.0%
99		24	0.0%

Warning: these figures indicate the number of cases found in the data file. They cannot be interpreted as summary statistics of the population of interest.

### # SOF: SOURCE OF FINANCE

<b>Information</b>	[Type= discrete] [Format=character] [Missing=*]
<b>Statistics [NW/ W]</b>	[Valid=1043864 /-] [Invalid=0 /-]

Value	Label	Cases	Percentage
1	Assistance under IRDP	8472	0.8%
2	Assistance under other poverty alleviation programs(TRYSEM/DWCARA/toll kits)	5888	0.6%
3	Borrowing from institutions	14271	1.4%
4	Borrowing from non-instituions	16105	1.5%
5	Self financing	846497	81.1%
6	Others	152631	14.6%

Warning: these figures indicate the number of cases found in the data file. They cannot be interpreted as summary statistics of the population of interest.

### # T\_ADULT\_M: TOTAL ADULT MALE

<b>Information</b>	[Type= discrete] [Format=character] [Missing=*]
<b>Statistics [NW/ W]</b>	[Valid=1043864 /-] [Invalid=0 /-]

Value	Label	Cases	Percentage
00000		5797	0.6%
00001		714093	68.4%
00002		209897	20.1%
00003		52120	5.0%
00004		23866	2.3%
00005		10571	1.0%
00006		7224	0.7%
00007		3082	0.3%
00008		3565	0.3%
00009		1338	0.1%
00010		2706	0.3%

## File : 05 Bihar

### # T\_ADULT\_M: TOTAL ADULT MALE

Value	Label	Cases	Percentage
00011		854	0.1%
00012		1358	0.1%
00013		463	0.0%
00014		420	0.0%
00015		897	0.1%
00016		404	0.0%
00017		184	0.0%
00018		293	0.0%
00019		113	0.0%
00020		546	0.1%
00021		224	0.0%
00022		176	0.0%
00023		115	0.0%
00024		104	0.0%
00025		369	0.0%
00026		129	0.0%
00027		64	0.0%
00028		107	0.0%
00029		57	0.0%
00030		262	0.0%
00031		85	0.0%
00032		69	0.0%
00033		44	0.0%
00034		31	0.0%
00035		121	0.0%
00036		51	0.0%
00037		35	0.0%
00038		42	0.0%
00039		30	0.0%
00040		168	0.0%
00041		41	0.0%
00042		45	0.0%
00043		32	0.0%
00044		37	0.0%
00045		83	0.0%
00046		21	0.0%
00047		16	0.0%
00048		31	0.0%
00049		15	0.0%
00050		178	0.0%
00051		98	0.0%
00052		56	0.0%
00053		14	0.0%



**File : 05 Bihar****# T\_ADULT\_M: TOTAL ADULT MALE**

<b>Value</b>	<b>Label</b>	<b>Cases</b>	<b>Percentage</b>
00054		33	0.0%
00055		37	0.0%
00056		19	0.0%
00057		19	0.0%
00058		15	0.0%
00059		13	0.0%
00060		44	0.0%
00061		48	0.0%
00062		27	0.0%
00063		13	0.0%
00064		38	0.0%
00065		37	0.0%
00066		8	0.0%
00067		14	0.0%
00068		16	0.0%
00069		14	0.0%
00070		30	0.0%
00071		14	0.0%
00072		10	0.0%
00073		11	0.0%
00074		9	0.0%
00075		35	0.0%
00076		8	0.0%
00077		5	0.0%
00078		5	0.0%
00079		3	0.0%
00080		24	0.0%
00081		16	0.0%
00082		9	0.0%
00083		6	0.0%
00084		5	0.0%
00085		13	0.0%
00086		4	0.0%
00087		7	0.0%
00088		4	0.0%
00089		3	0.0%
00090		17	0.0%
00091		1	0.0%
00092		8	0.0%
00093		3	0.0%
00094		9	0.0%
00095		13	0.0%
00096		10	0.0%

**File : 05 Bihar**

**# T\_ADULT\_M: TOTAL ADULT MALE**

Value	Label	Cases	Percentage
00097		2	0.0%
00098		12	0.0%
00099		4	0.0%
00100		46	0.0%
00101		8	0.0%
00102		9	0.0%
00103		3	0.0%
00104		4	0.0%
00105		14	0.0%
00106		6	0.0%
00107		2	0.0%
00108		2	0.0%
00109		5	0.0%
00110		9	0.0%
00111		8	0.0%
00112		4	0.0%
00113		6	0.0%
00114		2	0.0%
00115		9	0.0%
00116		3	0.0%
00117		1	0.0%
00118		2	0.0%
00119		2	0.0%
00120		5	0.0%
00121		3	0.0%
00122		2	0.0%
00123		1	0.0%
00124		7	0.0%
00125		10	0.0%
00126		2	0.0%
00127		3	0.0%
00128		2	0.0%
00130		5	0.0%
00131		2	0.0%
00132		2	0.0%
00133		3	0.0%
00134		1	0.0%
00135		1	0.0%
00136		2	0.0%
00140		8	0.0%
00141		3	0.0%
00142		2	0.0%
00143		1	0.0%

**File : 05 Bihar**

**# T\_ADULT\_M: TOTAL ADULT MALE**

Value	Label	Cases	Percentage
00144		1	0.0%
00145		2	0.0%
00147		1	0.0%
00148		1	0.0%
00150		25	0.0%
00151		4	0.0%
00152		1	0.0%
00153		1	0.0%
00154		2	0.0%
00155		1	0.0%
00159		3	0.0%
00160		1	0.0%
00161		1	0.0%
00162		1	0.0%
00165		2	0.0%
00166		1	0.0%
00168		2	0.0%
00170		1	0.0%
00172		1	0.0%
00174		1	0.0%
00175		10	0.0%
00178		2	0.0%
00180		3	0.0%
00182		1	0.0%
00183		1	0.0%
00184		1	0.0%
00185		3	0.0%
00187		1	0.0%
00188		1	0.0%
00190		1	0.0%
00192		1	0.0%
00195		1	0.0%
00197		1	0.0%
00198		1	0.0%
00200		6	0.0%
00201		2	0.0%
00202		1	0.0%
00203		2	0.0%
00205		2	0.0%
00206		1	0.0%
00207		1	0.0%
00208		1	0.0%
00210		2	0.0%

**File : 05 Bihar****# T\_ADULT\_M: TOTAL ADULT MALE**

<b>Value</b>	<b>Label</b>	<b>Cases</b>	<b>Percentage</b>
00211		1	0.0%
00212		1	0.0%
00215		1	0.0%
00219		1	0.0%
00221		1	0.0%
00222		2	0.0%
00226		1	0.0%
00228		1	0.0%
00230		1	0.0%
00232		1	0.0%
00235		1	0.0%
00239		1	0.0%
00240		1	0.0%
00241		1	0.0%
00242		1	0.0%
00245		1	0.0%
00247		1	0.0%
00248		1	0.0%
00250		6	0.0%
00255		1	0.0%
00260		1	0.0%
00263		1	0.0%
00270		2	0.0%
00275		3	0.0%
00276		1	0.0%
00280		2	0.0%
00283		1	0.0%
00286		1	0.0%
00288		2	0.0%
00293		1	0.0%
00295		1	0.0%
00297		1	0.0%
00300		3	0.0%
00301		2	0.0%
00305		1	0.0%
00309		2	0.0%
00313		1	0.0%
00316		1	0.0%
00317		1	0.0%
00335		1	0.0%
00342		1	0.0%
00347		1	0.0%
00350		2	0.0%

**File : 05 Bihar****# T\_ADULT\_M: TOTAL ADULT MALE**

<b>Value</b>	<b>Label</b>	<b>Cases</b>	<b>Percentage</b>
00352		1	0.0%
00355		1	0.0%
00368		1	0.0%
00388		1	0.0%
00390		1	0.0%
00395		1	0.0%
00400		1	0.0%
00406		1	0.0%
00410		1	0.0%
00420		1	0.0%
00432		1	0.0%
00450		1	0.0%
00457		1	0.0%
00462		1	0.0%
00500		3	0.0%
00508		1	0.0%
00524		1	0.0%
00550		2	0.0%
00552		1	0.0%
00559		1	0.0%
00600		2	0.0%
00617		1	0.0%
00625		1	0.0%
00627		1	0.0%
00659		1	0.0%
00692		1	0.0%
00740		1	0.0%
00742		2	0.0%
00752		1	0.0%
00800		2	0.0%
00801		1	0.0%
00831		1	0.0%
00833		1	0.0%
00979		1	0.0%
01120		1	0.0%
01121		1	0.0%
01205		1	0.0%
01232		1	0.0%
01300		1	0.0%
01318		1	0.0%
01339		1	0.0%
01400		1	0.0%
01456		1	0.0%

## File : 05 Bihar

### # T\_ADULT\_M: TOTAL ADULT MALE

Value	Label	Cases	Percentage
01500		1	0.0%
02000		1	0.0%
02092		1	0.0%
02135		1	0.0%
02500		1	0.0%
03020		1	0.0%
03500		2	0.0%
04990		1	0.0%
05120		1	0.0%
05750		1	0.0%

Warning: these figures indicate the number of cases found in the data file. They cannot be interpreted as summary statistics of the population of interest.

### # T\_ADULT\_F: TOTAL ADULT FEMALE

**Information** [Type= discrete] [Format=character] [Missing=\*]

**Statistics [NW/ W]** [Valid=1043864 /-] [Invalid=0 /-]

Value	Label	Cases	Percentage
00000		910143	87.2%
00001		105908	10.1%
00002		18159	1.7%
00003		3551	0.3%
00004		1778	0.2%
00005		1136	0.1%
00006		601	0.1%
00007		293	0.0%
00008		344	0.0%
00009		128	0.0%
00010		441	0.0%
00011		63	0.0%
00012		116	0.0%
00013		44	0.0%
00014		29	0.0%
00015		153	0.0%
00016		42	0.0%
00017		24	0.0%
00018		30	0.0%
00019		15	0.0%
00020		178	0.0%
00021		23	0.0%
00022		24	0.0%
00023		14	0.0%
00024		7	0.0%
00025		125	0.0%
00026		15	0.0%
00027		4	0.0%

**File : 05 Bihar**

**# T\_ADULT\_F: TOTAL ADULT FEMALE**

Value	Label	Cases	Percentage
00028		11	0.0%
00029		5	0.0%
00030		66	0.0%
00031		12	0.0%
00032		11	0.0%
00033		3	0.0%
00034		3	0.0%
00035		23	0.0%
00036		5	0.0%
00037		2	0.0%
00038		4	0.0%
00039		1	0.0%
00040		54	0.0%
00041		2	0.0%
00042		8	0.0%
00043		4	0.0%
00044		1	0.0%
00045		14	0.0%
00046		1	0.0%
00047		1	0.0%
00048		3	0.0%
00050		43	0.0%
00051		13	0.0%
00052		4	0.0%
00054		4	0.0%
00055		8	0.0%
00056		1	0.0%
00059		1	0.0%
00060		29	0.0%
00061		10	0.0%
00064		1	0.0%
00065		13	0.0%
00066		2	0.0%
00068		2	0.0%
00070		14	0.0%
00071		1	0.0%
00073		1	0.0%
00075		2	0.0%
00078		2	0.0%
00079		1	0.0%
00080		12	0.0%
00081		1	0.0%
00082		1	0.0%

## File : 05 Bihar

### # T\_ADULT\_F: TOTAL ADULT FEMALE

Value	Label	Cases	Percentage
00083		1	0.0%
00084		1	0.0%
00088		1	0.0%
00090		15	0.0%
00091		4	0.0%
00094		1	0.0%
00095		4	0.0%
00098		2	0.0%
00099		1	0.0%
00100		7	0.0%
00101		1	0.0%
00102		1	0.0%
00104		1	0.0%
00105		2	0.0%
00110		2	0.0%
00111		2	0.0%
00113		1	0.0%
00121		1	0.0%
00124		1	0.0%
00125		1	0.0%
00140		3	0.0%
00141		1	0.0%
00150		2	0.0%
00156		1	0.0%
00165		1	0.0%
00190		1	0.0%
00200		2	0.0%
00209		2	0.0%
00213		1	0.0%
00236		1	0.0%
00264		1	0.0%
00270		1	0.0%
00277		1	0.0%
00300		1	0.0%
00326		1	0.0%
00500		2	0.0%
00750		1	0.0%
00908		1	0.0%
01000		1	0.0%
01200		1	0.0%

*Warning: these figures indicate the number of cases found in the data file. They cannot be interpreted as summary statistics of the population of interest.*

### # T\_CHILD\_M: TOTAL CHIELD MALE

**Information** [Type= discrete] [Format=character] [Missing=\*]



## File : 05 Bihar

### # T\_CHILD\_M: TOTAL CHIELD MALE

Statistics [NW/ W] [Valid=1043864 /-] [Invalid=0 /-]

Value	Label	Cases	Percentage
00000		987966	94.6%
00001		46095	4.4%
00002		7520	0.7%
00003		1292	0.1%
00004		499	0.0%
00005		195	0.0%
00006		69	0.0%
00007		30	0.0%
00008		39	0.0%
00009		10	0.0%
00010		77	0.0%
00011		7	0.0%
00012		9	0.0%
00013		1	0.0%
00014		5	0.0%
00015		16	0.0%
00020		12	0.0%
00021		1	0.0%
00022		1	0.0%
00025		5	0.0%
00027		1	0.0%
00030		5	0.0%
00032		1	0.0%
00040		2	0.0%
00050		1	0.0%
00051		3	0.0%
00052		1	0.0%
00100		1	0.0%

Warning: these figures indicate the number of cases found in the data file. They cannot be interpreted as summary statistics of the population of interest.

### # T\_CHILD\_F: TOTAL CHIELD FEMALE

Information [Type= discrete] [Format=character] [Missing=\*]

Statistics [NW/ W] [Valid=1043864 /-] [Invalid=0 /-]

Value	Label	Cases	Percentage
00000		1036576	99.3%
00001		5220	0.5%
00002		1228	0.1%
00003		381	0.0%
00004		158	0.0%
00005		74	0.0%
00006		32	0.0%
00007		16	0.0%

## File : 05 Bihar

### # T\_CHILD\_F: TOTAL CHIELD FEMALE

Value	Label	Cases	Percentage
00008		16	0.0%
00009		4	0.0%
00010		130	0.0%
00012		4	0.0%
00013		1	0.0%
00014		2	0.0%
00015		11	0.0%
00016		2	0.0%
00020		3	0.0%
00021		2	0.0%
00025		2	0.0%
00029		1	0.0%
00033		1	0.0%

Warning: these figures indicate the number of cases found in the data file. They cannot be interpreted as summary statistics of the population of interest.

### # TOT: TOTAL OF TOTAL

<b>Information</b>	[Type= discrete] [Format=character] [Missing=*]
<b>Statistics [NW/ W]</b>	[Valid=1043864 /-] [Invalid=0 /-]

Value	Label	Cases	Percentage
00001		603499	57.8%
00002		272406	26.1%
00003		80863	7.7%
00004		35484	3.4%
00005		14866	1.4%
00006		9721	0.9%
00007		4844	0.5%
00008		4434	0.4%
00009		2155	0.2%
00010		3253	0.3%
00011		1374	0.1%
00012		1670	0.2%
00013		730	0.1%
00014		692	0.1%
00015		954	0.1%
00016		561	0.1%
00017		292	0.0%
00018		374	0.0%
00019		177	0.0%
00020		543	0.1%
00021		299	0.0%
00022		235	0.0%
00023		134	0.0%
00024		127	0.0%
00025		394	0.0%

**File : 05 Bihar****# TOT: TOTAL OF TOTAL**

<b>Value</b>	<b>Label</b>	<b>Cases</b>	<b>Percentage</b>
00026		143	0.0%
00027		96	0.0%
00028		114	0.0%
00029		88	0.0%
00030		244	0.0%
00031		104	0.0%
00032		108	0.0%
00033		65	0.0%
00034		46	0.0%
00035		145	0.0%
00036		71	0.0%
00037		51	0.0%
00038		54	0.0%
00039		29	0.0%
00040		164	0.0%
00041		46	0.0%
00042		45	0.0%
00043		38	0.0%
00044		36	0.0%
00045		91	0.0%
00046		43	0.0%
00047		30	0.0%
00048		33	0.0%
00049		18	0.0%
00050		167	0.0%
00051		96	0.0%
00052		67	0.0%
00053		27	0.0%
00054		37	0.0%
00055		57	0.0%
00056		36	0.0%
00057		30	0.0%
00058		24	0.0%
00059		13	0.0%
00060		71	0.0%
00061		47	0.0%
00062		33	0.0%
00063		17	0.0%
00064		13	0.0%
00065		44	0.0%
00066		19	0.0%
00067		11	0.0%
00068		9	0.0%

**File : 05 Bihar**

**# TOT: TOTAL OF TOTAL**

Value	Label	Cases	Percentage
00069		14	0.0%
00070		42	0.0%
00071		23	0.0%
00072		18	0.0%
00073		17	0.0%
00074		8	0.0%
00075		49	0.0%
00076		12	0.0%
00077		8	0.0%
00078		12	0.0%
00079		4	0.0%
00080		37	0.0%
00081		20	0.0%
00082		13	0.0%
00083		8	0.0%
00084		15	0.0%
00085		20	0.0%
00086		7	0.0%
00087		9	0.0%
00088		7	0.0%
00089		5	0.0%
00090		22	0.0%
00091		8	0.0%
00092		7	0.0%
00093		4	0.0%
00094		6	0.0%
00095		14	0.0%
00096		8	0.0%
00097		12	0.0%
00098		6	0.0%
00099		6	0.0%
00100		57	0.0%
00101		11	0.0%
00102		7	0.0%
00104		7	0.0%
00105		10	0.0%
00106		4	0.0%
00107		4	0.0%
00108		6	0.0%
00109		7	0.0%
00110		16	0.0%
00111		3	0.0%
00112		4	0.0%

**File : 05 Bihar****# TOT: TOTAL OF TOTAL**

<b>Value</b>	<b>Label</b>	<b>Cases</b>	<b>Percentage</b>
00113		8	0.0%
00114		10	0.0%
00115		17	0.0%
00116		2	0.0%
00117		2	0.0%
00118		1	0.0%
00119		2	0.0%
00120		6	0.0%
00121		7	0.0%
00122		8	0.0%
00123		3	0.0%
00124		4	0.0%
00125		18	0.0%
00126		8	0.0%
00127		3	0.0%
00128		6	0.0%
00129		2	0.0%
00130		9	0.0%
00131		2	0.0%
00132		4	0.0%
00133		5	0.0%
00134		3	0.0%
00135		7	0.0%
00136		2	0.0%
00137		2	0.0%
00138		2	0.0%
00139		2	0.0%
00140		6	0.0%
00141		3	0.0%
00142		4	0.0%
00143		2	0.0%
00144		4	0.0%
00145		7	0.0%
00147		2	0.0%
00148		4	0.0%
00149		2	0.0%
00150		15	0.0%
00151		7	0.0%
00152		2	0.0%
00153		3	0.0%
00154		1	0.0%
00155		6	0.0%
00156		7	0.0%

**File : 05 Bihar****# TOT: TOTAL OF TOTAL**

<b>Value</b>	<b>Label</b>	<b>Cases</b>	<b>Percentage</b>
00157		2	0.0%
00158		2	0.0%
00159		2	0.0%
00160		7	0.0%
00162		1	0.0%
00163		1	0.0%
00165		5	0.0%
00166		2	0.0%
00168		2	0.0%
00169		1	0.0%
00170		2	0.0%
00173		1	0.0%
00174		3	0.0%
00175		9	0.0%
00176		1	0.0%
00177		1	0.0%
00178		1	0.0%
00179		1	0.0%
00180		4	0.0%
00182		2	0.0%
00183		4	0.0%
00184		1	0.0%
00185		3	0.0%
00186		3	0.0%
00188		3	0.0%
00189		1	0.0%
00190		2	0.0%
00191		2	0.0%
00192		2	0.0%
00193		1	0.0%
00194		1	0.0%
00195		3	0.0%
00196		1	0.0%
00197		2	0.0%
00198		2	0.0%
00199		2	0.0%
00200		15	0.0%
00201		2	0.0%
00202		2	0.0%
00205		3	0.0%
00206		2	0.0%
00207		1	0.0%
00208		3	0.0%

**File : 05 Bihar****# TOT: TOTAL OF TOTAL**

<b>Value</b>	<b>Label</b>	<b>Cases</b>	<b>Percentage</b>
00209		2	0.0%
00210		1	0.0%
00211		1	0.0%
00212		1	0.0%
00213		1	0.0%
00214		1	0.0%
00215		1	0.0%
00217		2	0.0%
00218		2	0.0%
00220		2	0.0%
00221		1	0.0%
00222		2	0.0%
00223		2	0.0%
00224		2	0.0%
00226		2	0.0%
00227		1	0.0%
00228		1	0.0%
00229		1	0.0%
00230		3	0.0%
00231		1	0.0%
00232		1	0.0%
00237		1	0.0%
00240		2	0.0%
00241		1	0.0%
00244		1	0.0%
00250		3	0.0%
00255		3	0.0%
00257		1	0.0%
00259		2	0.0%
00260		3	0.0%
00261		1	0.0%
00268		1	0.0%
00270		3	0.0%
00276		1	0.0%
00280		1	0.0%
00283		1	0.0%
00284		1	0.0%
00285		1	0.0%
00292		1	0.0%
00293		1	0.0%
00294		1	0.0%
00296		1	0.0%
00299		1	0.0%

**File : 05 Bihar****# TOT: TOTAL OF TOTAL**

<b>Value</b>	<b>Label</b>	<b>Cases</b>	<b>Percentage</b>
00300		5	0.0%
00301		3	0.0%
00303		1	0.0%
00305		2	0.0%
00316		1	0.0%
00319		2	0.0%
00323		1	0.0%
00325		1	0.0%
00336		1	0.0%
00338		1	0.0%
00340		2	0.0%
00350		2	0.0%
00352		1	0.0%
00355		1	0.0%
00359		1	0.0%
00367		1	0.0%
00368		1	0.0%
00369		1	0.0%
00375		1	0.0%
00389		1	0.0%
00399		1	0.0%
00400		2	0.0%
00401		1	0.0%
00414		1	0.0%
00418		1	0.0%
00431		1	0.0%
00450		2	0.0%
00462		1	0.0%
00465		1	0.0%
00488		1	0.0%
00490		1	0.0%
00525		1	0.0%
00533		1	0.0%
00550		1	0.0%
00552		1	0.0%
00556		1	0.0%
00561		1	0.0%
00573		1	0.0%
00575		1	0.0%
00600		2	0.0%
00617		1	0.0%
00637		1	0.0%
00646		1	0.0%



## File : 05 Bihar

### # TOT: TOTAL OF TOTAL

Value	Label	Cases	Percentage
00650		1	0.0%
00662		1	0.0%
00683		1	0.0%
00699		1	0.0%
00700		1	0.0%
00741		1	0.0%
00750		1	0.0%
00754		1	0.0%
00782		1	0.0%
00810		1	0.0%
00819		1	0.0%
00846		1	0.0%
00909		1	0.0%
00997		1	0.0%
01064		1	0.0%
01067		1	0.0%
01131		1	0.0%
01208		1	0.0%
01242		1	0.0%
01329		1	0.0%
01357		1	0.0%
01358		1	0.0%
01479		1	0.0%
01500		2	0.0%
01600		1	0.0%
02104		1	0.0%
02461		1	0.0%
02650		1	0.0%
03000		1	0.0%
03290		1	0.0%
04000		2	0.0%
05290		1	0.0%
06320		1	0.0%
06500		1	0.0%

Warning: these figures indicate the number of cases found in the data file. They cannot be interpreted as summary statistics of the population of interest.

### # H\_ADULT\_M: HIRED ADULT MALE

<b>Information</b>	[Type= discrete] [Format=character] [Missing=*]		
<b>Statistics [NW/ W]</b>	[Valid=1043864 /-] [Invalid=0 /-]		
Value	Label	Cases	Percentage
00000		792532	75.9%
00001		147325	14.1%
00002		49944	4.8%
00003		17384	1.7%

**File : 05 Bihar**

**# H\_ADULT\_M: HIRED ADULT MALE**

Value	Label	Cases	Percentage
00004		9754	0.9%
00005		5962	0.6%
00006		4018	0.4%
00007		2473	0.2%
00008		2659	0.3%
00009		1385	0.1%
00010		2026	0.2%
00011		733	0.1%
00012		980	0.1%
00013		427	0.0%
00014		467	0.0%
00015		739	0.1%
00016		336	0.0%
00017		175	0.0%
00018		272	0.0%
00019		161	0.0%
00020		481	0.0%
00021		129	0.0%
00022		148	0.0%
00023		120	0.0%
00024		139	0.0%
00025		303	0.0%
00026		105	0.0%
00027		60	0.0%
00028		118	0.0%
00029		64	0.0%
00030		246	0.0%
00031		54	0.0%
00032		49	0.0%
00033		41	0.0%
00034		32	0.0%
00035		113	0.0%
00036		43	0.0%
00037		32	0.0%
00038		48	0.0%
00039		34	0.0%
00040		164	0.0%
00041		26	0.0%
00042		38	0.0%
00043		30	0.0%
00044		40	0.0%
00045		81	0.0%
00046		19	0.0%

**File : 05 Bihar****# H\_ADULT\_M: HIRED ADULT MALE**

<b>Value</b>	<b>Label</b>	<b>Cases</b>	<b>Percentage</b>
00047		17	0.0%
00048		39	0.0%
00049		28	0.0%
00050		169	0.0%
00051		20	0.0%
00052		18	0.0%
00053		13	0.0%
00054		35	0.0%
00055		24	0.0%
00056		15	0.0%
00057		17	0.0%
00058		18	0.0%
00059		14	0.0%
00060		50	0.0%
00061		22	0.0%
00062		21	0.0%
00063		13	0.0%
00064		39	0.0%
00065		35	0.0%
00066		7	0.0%
00067		12	0.0%
00068		13	0.0%
00069		11	0.0%
00070		31	0.0%
00071		16	0.0%
00072		11	0.0%
00073		11	0.0%
00074		7	0.0%
00075		27	0.0%
00076		6	0.0%
00077		5	0.0%
00078		4	0.0%
00079		8	0.0%
00080		23	0.0%
00081		10	0.0%
00082		6	0.0%
00083		6	0.0%
00084		5	0.0%
00085		12	0.0%
00086		5	0.0%
00087		9	0.0%
00088		5	0.0%
00089		2	0.0%

**File : 05 Bihar**

**# H\_ADULT\_M: HIRED ADULT MALE**

Value	Label	Cases	Percentage
00090		13	0.0%
00091		3	0.0%
00092		7	0.0%
00093		3	0.0%
00094		8	0.0%
00095		14	0.0%
00096		9	0.0%
00097		2	0.0%
00098		15	0.0%
00099		4	0.0%
00100		41	0.0%
00101		8	0.0%
00102		9	0.0%
00103		3	0.0%
00104		7	0.0%
00105		11	0.0%
00106		6	0.0%
00107		2	0.0%
00108		2	0.0%
00109		5	0.0%
00110		10	0.0%
00111		7	0.0%
00112		4	0.0%
00113		6	0.0%
00114		2	0.0%
00115		9	0.0%
00116		3	0.0%
00117		1	0.0%
00118		2	0.0%
00119		2	0.0%
00120		6	0.0%
00121		2	0.0%
00122		3	0.0%
00124		7	0.0%
00125		12	0.0%
00126		1	0.0%
00127		3	0.0%
00128		1	0.0%
00130		5	0.0%
00131		2	0.0%
00132		2	0.0%
00133		3	0.0%
00134		1	0.0%

**File : 05 Bihar****# H\_ADULT\_M: HIRED ADULT MALE**

<b>Value</b>	<b>Label</b>	<b>Cases</b>	<b>Percentage</b>
00135		1	0.0%
00136		2	0.0%
00138		1	0.0%
00140		8	0.0%
00141		3	0.0%
00142		1	0.0%
00143		1	0.0%
00144		1	0.0%
00145		3	0.0%
00148		1	0.0%
00149		2	0.0%
00150		25	0.0%
00151		2	0.0%
00152		1	0.0%
00153		1	0.0%
00154		2	0.0%
00159		3	0.0%
00160		2	0.0%
00161		1	0.0%
00165		2	0.0%
00166		1	0.0%
00168		2	0.0%
00170		1	0.0%
00172		1	0.0%
00174		1	0.0%
00175		10	0.0%
00178		2	0.0%
00180		3	0.0%
00182		1	0.0%
00183		1	0.0%
00184		2	0.0%
00185		2	0.0%
00187		1	0.0%
00188		1	0.0%
00190		1	0.0%
00192		1	0.0%
00195		1	0.0%
00197		1	0.0%
00198		1	0.0%
00200		6	0.0%
00201		2	0.0%
00202		1	0.0%
00203		2	0.0%

**File : 05 Bihar****# H\_ADULT\_M: HIRED ADULT MALE**

<b>Value</b>	<b>Label</b>	<b>Cases</b>	<b>Percentage</b>
00204		2	0.0%
00206		1	0.0%
00207		1	0.0%
00208		1	0.0%
00210		2	0.0%
00211		1	0.0%
00212		1	0.0%
00215		1	0.0%
00219		1	0.0%
00221		1	0.0%
00222		2	0.0%
00226		1	0.0%
00228		1	0.0%
00230		1	0.0%
00232		1	0.0%
00235		1	0.0%
00239		1	0.0%
00240		1	0.0%
00241		1	0.0%
00242		1	0.0%
00245		1	0.0%
00247		1	0.0%
00248		1	0.0%
00250		6	0.0%
00255		1	0.0%
00260		1	0.0%
00263		1	0.0%
00270		2	0.0%
00275		3	0.0%
00276		1	0.0%
00280		2	0.0%
00283		1	0.0%
00286		1	0.0%
00288		2	0.0%
00293		1	0.0%
00295		1	0.0%
00297		1	0.0%
00300		6	0.0%
00309		2	0.0%
00313		1	0.0%
00316		1	0.0%
00317		1	0.0%
00342		1	0.0%

**File : 05 Bihar****# H\_ADULT\_M: HIRED ADULT MALE**

<b>Value</b>	<b>Label</b>	<b>Cases</b>	<b>Percentage</b>
00347		1	0.0%
00350		2	0.0%
00352		1	0.0%
00355		1	0.0%
00368		1	0.0%
00388		1	0.0%
00390		1	0.0%
00395		1	0.0%
00400		1	0.0%
00406		1	0.0%
00410		1	0.0%
00420		1	0.0%
00432		1	0.0%
00450		1	0.0%
00457		1	0.0%
00462		1	0.0%
00500		3	0.0%
00508		1	0.0%
00524		1	0.0%
00550		2	0.0%
00559		1	0.0%
00600		2	0.0%
00625		1	0.0%
00627		1	0.0%
00659		1	0.0%
00692		1	0.0%
00742		2	0.0%
00752		1	0.0%
00800		2	0.0%
00801		1	0.0%
00831		1	0.0%
00833		1	0.0%
00979		1	0.0%
01120		1	0.0%
01121		1	0.0%
01205		1	0.0%
01232		1	0.0%
01300		1	0.0%
01318		1	0.0%
01339		1	0.0%
01400		1	0.0%
01456		1	0.0%
01500		1	0.0%

## File : 05 Bihar

### # H\_ADULT\_M: HIRED ADULT MALE

Value	Label	Cases	Percentage
02000		1	0.0%
02092		1	0.0%
02135		1	0.0%
02500		1	0.0%
03020		1	0.0%
03500		2	0.0%
04990		1	0.0%
05120		1	0.0%
05750		1	0.0%

Warning: these figures indicate the number of cases found in the data file. They cannot be interpreted as summary statistics of the population of interest.

### # H\_ADULT\_F: HIRED ADULT FEMALE

Information	[Type= discrete] [Format=character] [Missing=*]
-------------	---

Statistics [NW/ W]	[Valid=1043864 /-] [Invalid=0 /-]
--------------------	-----------------------------------

Value	Label	Cases	Percentage
00000		1012128	97.0%
00001		18507	1.8%
00002		5985	0.6%
00003		2317	0.2%
00004		1243	0.1%
00005		843	0.1%
00006		480	0.0%
00007		223	0.0%
00008		293	0.0%
00009		125	0.0%
00010		397	0.0%
00011		63	0.0%
00012		111	0.0%
00013		40	0.0%
00014		26	0.0%
00015		145	0.0%
00016		37	0.0%
00017		21	0.0%
00018		32	0.0%
00019		14	0.0%
00020		171	0.0%
00021		20	0.0%
00022		22	0.0%
00023		14	0.0%
00024		7	0.0%
00025		123	0.0%
00026		15	0.0%
00027		4	0.0%
00028		11	0.0%



**File : 05 Bihar****# H\_ADULT\_F: HIRED ADULT FEMALE**

<b>Value</b>	<b>Label</b>	<b>Cases</b>	<b>Percentage</b>
00029		7	0.0%
00030		63	0.0%
00031		12	0.0%
00032		9	0.0%
00033		3	0.0%
00034		3	0.0%
00035		25	0.0%
00036		4	0.0%
00037		2	0.0%
00038		4	0.0%
00039		1	0.0%
00040		51	0.0%
00041		2	0.0%
00042		8	0.0%
00043		4	0.0%
00044		1	0.0%
00045		14	0.0%
00046		1	0.0%
00047		1	0.0%
00048		4	0.0%
00050		41	0.0%
00051		7	0.0%
00052		3	0.0%
00054		3	0.0%
00055		8	0.0%
00056		1	0.0%
00059		1	0.0%
00060		27	0.0%
00061		9	0.0%
00064		1	0.0%
00065		13	0.0%
00066		2	0.0%
00068		2	0.0%
00070		14	0.0%
00071		1	0.0%
00075		2	0.0%
00078		2	0.0%
00079		1	0.0%
00080		12	0.0%
00081		1	0.0%
00082		2	0.0%
00084		1	0.0%
00088		1	0.0%

## File : 05 Bihar

### # H\_ADULT\_F: HIRED ADULT FEMALE

Value	Label	Cases	Percentage
00090		15	0.0%
00091		4	0.0%
00094		1	0.0%
00095		4	0.0%
00098		2	0.0%
00099		1	0.0%
00100		7	0.0%
00101		1	0.0%
00102		1	0.0%
00104		1	0.0%
00105		2	0.0%
00110		2	0.0%
00111		2	0.0%
00113		1	0.0%
00121		1	0.0%
00124		1	0.0%
00125		1	0.0%
00140		3	0.0%
00141		1	0.0%
00150		2	0.0%
00156		1	0.0%
00165		1	0.0%
00190		1	0.0%
00200		2	0.0%
00209		2	0.0%
00213		1	0.0%
00236		1	0.0%
00264		1	0.0%
00270		1	0.0%
00277		1	0.0%
00300		1	0.0%
00326		1	0.0%
00500		2	0.0%
00750		1	0.0%
00908		1	0.0%
01000		1	0.0%
01200		1	0.0%

Warning: these figures indicate the number of cases found in the data file. They cannot be interpreted as summary statistics of the population of interest.

### # H\_CHILD\_M: HIRED CHIELD MALE

<b>Information</b>	[Type= discrete] [Format=character] [Missing=*]		
<b>Statistics [NW/ W]</b>	[Valid=1043864 /-] [Invalid=0 /-]		
Value	Label	Cases	Percentage
00000		1027568	98.4%

## File : 05 Bihar

### # H\_CHILD\_M: HIRED CHIELD MALE

Value	Label	Cases	Percentage
00001		12113	1.2%
00002		3175	0.3%
00003		532	0.1%
00004		200	0.0%
00005		99	0.0%
00006		22	0.0%
00007		16	0.0%
00008		20	0.0%
00009		6	0.0%
00010		64	0.0%
00011		3	0.0%
00012		4	0.0%
00014		5	0.0%
00015		16	0.0%
00020		10	0.0%
00021		1	0.0%
00025		3	0.0%
00030		4	0.0%
00050		1	0.0%
00052		1	0.0%
00100		1	0.0%

Warning: these figures indicate the number of cases found in the data file. They cannot be interpreted as summary statistics of the population of interest.

### # H\_CHILD\_F: HIRED CHIELD FEMALE

<b>Information</b>	[Type= discrete] [Format=character] [Missing=*]
<b>Statistics [NW/ W]</b>	[Valid=1043864 /-] [Invalid=0 /-]

Value	Label	Cases	Percentage
00000		1042837	99.9%
00001		664	0.1%
00002		185	0.0%
00003		53	0.0%
00004		32	0.0%
00005		25	0.0%
00006		7	0.0%
00007		9	0.0%
00008		13	0.0%
00009		1	0.0%
00010		23	0.0%
00012		1	0.0%
00015		10	0.0%
00020		2	0.0%
00025		2	0.0%

Warning: these figures indicate the number of cases found in the data file. They cannot be interpreted as summary statistics of the population of interest.

# File : 05 Bihar

## # T\_HIRED: TOTAL OF HIRED

**Information** [Type= discrete] [Format=character] [Missing=\*]

**Statistics [NW/ W]** [Valid=1043864 /-] [Invalid=0 /-]

Value	Label	Cases	Percentage
00000		778059	74.5%
00001		144442	13.8%
00002		57080	5.5%
00003		20794	2.0%
00004		11409	1.1%
00005		6807	0.7%
00006		4804	0.5%
00007		3048	0.3%
00008		3019	0.3%
00009		1852	0.2%
00010		2387	0.2%
00011		1048	0.1%
00012		1172	0.1%
00013		557	0.1%
00014		599	0.1%
00015		735	0.1%
00016		437	0.0%
00017		251	0.0%
00018		289	0.0%
00019		199	0.0%
00020		478	0.0%
00021		176	0.0%
00022		180	0.0%
00023		127	0.0%
00024		162	0.0%
00025		324	0.0%
00026		118	0.0%
00027		90	0.0%
00028		117	0.0%
00029		109	0.0%
00030		237	0.0%
00031		73	0.0%
00032		81	0.0%
00033		53	0.0%
00034		48	0.0%
00035		122	0.0%
00036		63	0.0%
00037		40	0.0%
00038		62	0.0%
00039		36	0.0%
00040		147	0.0%

**File : 05 Bihar**

**# T\_HIRED: TOTAL OF HIRED**

Value	Label	Cases	Percentage
00041		37	0.0%
00042		44	0.0%
00043		44	0.0%
00044		33	0.0%
00045		91	0.0%
00046		42	0.0%
00047		28	0.0%
00048		37	0.0%
00049		40	0.0%
00050		137	0.0%
00051		37	0.0%
00052		23	0.0%
00053		25	0.0%
00054		33	0.0%
00055		50	0.0%
00056		32	0.0%
00057		26	0.0%
00058		20	0.0%
00059		21	0.0%
00060		70	0.0%
00061		30	0.0%
00062		17	0.0%
00063		15	0.0%
00064		16	0.0%
00065		40	0.0%
00066		14	0.0%
00067		9	0.0%
00068		11	0.0%
00069		15	0.0%
00070		48	0.0%
00071		11	0.0%
00072		17	0.0%
00073		17	0.0%
00074		10	0.0%
00075		41	0.0%
00076		6	0.0%
00077		7	0.0%
00078		12	0.0%
00079		4	0.0%
00080		39	0.0%
00081		9	0.0%
00082		10	0.0%
00083		5	0.0%

**File : 05 Bihar**

**# T\_HIRED: TOTAL OF HIRED**

Value	Label	Cases	Percentage
00084		12	0.0%
00085		23	0.0%
00086		3	0.0%
00087		8	0.0%
00088		10	0.0%
00089		4	0.0%
00090		19	0.0%
00091		6	0.0%
00092		7	0.0%
00093		9	0.0%
00094		8	0.0%
00095		13	0.0%
00096		9	0.0%
00097		5	0.0%
00098		7	0.0%
00099		9	0.0%
00100		51	0.0%
00101		10	0.0%
00102		6	0.0%
00104		6	0.0%
00105		11	0.0%
00106		5	0.0%
00107		4	0.0%
00108		7	0.0%
00109		6	0.0%
00110		15	0.0%
00111		3	0.0%
00112		4	0.0%
00113		8	0.0%
00114		11	0.0%
00115		16	0.0%
00116		1	0.0%
00117		2	0.0%
00118		1	0.0%
00119		2	0.0%
00120		8	0.0%
00121		6	0.0%
00122		9	0.0%
00123		3	0.0%
00124		4	0.0%
00125		19	0.0%
00126		5	0.0%
00127		4	0.0%

**File : 05 Bihar**

**# T\_HIRED: TOTAL OF HIRED**

Value	Label	Cases	Percentage
00128		6	0.0%
00129		4	0.0%
00130		6	0.0%
00131		2	0.0%
00132		4	0.0%
00133		5	0.0%
00134		3	0.0%
00135		8	0.0%
00136		2	0.0%
00137		3	0.0%
00139		2	0.0%
00140		7	0.0%
00141		2	0.0%
00142		5	0.0%
00143		2	0.0%
00144		3	0.0%
00145		9	0.0%
00148		6	0.0%
00149		2	0.0%
00150		17	0.0%
00151		5	0.0%
00152		1	0.0%
00153		3	0.0%
00154		1	0.0%
00155		6	0.0%
00156		6	0.0%
00157		2	0.0%
00158		1	0.0%
00159		2	0.0%
00160		9	0.0%
00162		1	0.0%
00163		1	0.0%
00164		2	0.0%
00165		3	0.0%
00168		3	0.0%
00169		1	0.0%
00170		1	0.0%
00173		1	0.0%
00174		5	0.0%
00175		7	0.0%
00176		1	0.0%
00177		1	0.0%
00178		1	0.0%

**File : 05 Bihar****# T\_HIRED: TOTAL OF HIRED**

<b>Value</b>	<b>Label</b>	<b>Cases</b>	<b>Percentage</b>
00179		1	0.0%
00180		4	0.0%
00182		2	0.0%
00183		4	0.0%
00184		1	0.0%
00185		3	0.0%
00186		3	0.0%
00188		3	0.0%
00189		1	0.0%
00190		2	0.0%
00191		2	0.0%
00192		2	0.0%
00193		1	0.0%
00194		1	0.0%
00195		3	0.0%
00196		1	0.0%
00197		2	0.0%
00198		2	0.0%
00199		2	0.0%
00200		15	0.0%
00201		2	0.0%
00202		2	0.0%
00205		3	0.0%
00206		2	0.0%
00207		1	0.0%
00208		3	0.0%
00209		2	0.0%
00210		1	0.0%
00211		1	0.0%
00212		1	0.0%
00213		1	0.0%
00214		1	0.0%
00215		1	0.0%
00217		2	0.0%
00218		2	0.0%
00220		2	0.0%
00221		1	0.0%
00222		2	0.0%
00223		2	0.0%
00224		2	0.0%
00226		3	0.0%
00228		1	0.0%
00229		1	0.0%



**File : 05 Bihar**

**# T\_HIRED: TOTAL OF HIRED**

Value	Label	Cases	Percentage
00230		3	0.0%
00231		1	0.0%
00232		1	0.0%
00237		1	0.0%
00240		2	0.0%
00241		1	0.0%
00244		1	0.0%
00250		3	0.0%
00254		2	0.0%
00255		1	0.0%
00257		1	0.0%
00259		2	0.0%
00260		3	0.0%
00261		1	0.0%
00268		1	0.0%
00270		3	0.0%
00276		1	0.0%
00280		1	0.0%
00283		1	0.0%
00284		1	0.0%
00285		1	0.0%
00292		1	0.0%
00293		1	0.0%
00294		1	0.0%
00296		1	0.0%
00299		1	0.0%
00300		8	0.0%
00301		1	0.0%
00303		1	0.0%
00305		1	0.0%
00316		1	0.0%
00319		2	0.0%
00323		1	0.0%
00325		1	0.0%
00338		1	0.0%
00340		2	0.0%
00350		2	0.0%
00352		1	0.0%
00355		1	0.0%
00359		1	0.0%
00367		1	0.0%
00368		1	0.0%
00369		1	0.0%

**File : 05 Bihar****# T\_HIRED: TOTAL OF HIRED**

<b>Value</b>	<b>Label</b>	<b>Cases</b>	<b>Percentage</b>
00375		1	0.0%
00389		1	0.0%
00399		1	0.0%
00400		2	0.0%
00401		1	0.0%
00414		1	0.0%
00418		1	0.0%
00431		1	0.0%
00450		2	0.0%
00462		1	0.0%
00465		1	0.0%
00488		1	0.0%
00490		1	0.0%
00525		1	0.0%
00533		1	0.0%
00550		1	0.0%
00556		1	0.0%
00561		1	0.0%
00573		1	0.0%
00575		1	0.0%
00600		2	0.0%
00637		1	0.0%
00646		1	0.0%
00650		1	0.0%
00662		1	0.0%
00682		1	0.0%
00699		1	0.0%
00700		1	0.0%
00750		1	0.0%
00754		1	0.0%
00782		1	0.0%
00810		1	0.0%
00819		1	0.0%
00846		1	0.0%
00909		1	0.0%
00997		1	0.0%
01064		1	0.0%
01067		1	0.0%
01131		1	0.0%
01208		1	0.0%
01242		1	0.0%
01329		1	0.0%
01357		1	0.0%

## File : 05 Bihar

### # T\_HIRED: TOTAL OF HIRED

Value	Label	Cases	Percentage
01358		1	0.0%
01479		1	0.0%
01500		2	0.0%
01600		1	0.0%
02104		1	0.0%
02461		1	0.0%
02650		1	0.0%
03000		1	0.0%
03290		1	0.0%
04000		2	0.0%
05290		1	0.0%
06320		1	0.0%
06500		1	0.0%

Warning: these figures indicate the number of cases found in the data file. They cannot be interpreted as summary statistics of the population of interest.

### # REMAKS: REMARKS

<b>Information</b>	[Type= discrete] [Format=character] [Missing=*]
<b>Statistics [NW/ W]</b>	[Valid=1043864 /-] [Invalid=0 /-]

Value	Label	Cases	Percentage
000		1029555	98.6%
001		2680	0.3%
002		189	0.0%
003		636	0.1%
004		20	0.0%
005		42	0.0%
006		3	0.0%
007		8	0.0%
008		9	0.0%
009		8	0.0%
010		68	0.0%
011		1	0.0%
012		860	0.1%
016		15	0.0%
017		1	0.0%
019		5572	0.5%
021		32	0.0%
035		323	0.0%
036		167	0.0%
038		168	0.0%
041		33	0.0%
051		1	0.0%
057		143	0.0%
058		114	0.0%
059		495	0.0%

## File : 05 Bihar

### # REMAKS: REMARKS

Value	Label	Cases	Percentage
079		4	0.0%
086		34	0.0%
087		194	0.0%
100		356	0.0%
101		58	0.0%
102		548	0.1%
106		156	0.0%
118		1	0.0%
124		12	0.0%
128		284	0.0%
145		6	0.0%
159		3	0.0%
164		392	0.0%
196		36	0.0%
200		5	0.0%
205		5	0.0%
237		1	0.0%
255		1	0.0%
272		15	0.0%
295		3	0.0%
339		2	0.0%
381		1	0.0%
529		569	0.1%
672		7	0.0%
802		28	0.0%

Warning: these figures indicate the number of cases found in the data file. They cannot be interpreted as summary statistics of the population of interest.

### # TYPE\_ENTERP: TYPE OF ENTERPRISE

<b>Information</b>	[Type= discrete] [Format=character] [Missing=*]
<b>Statistics [NW/ W]</b>	[Valid=1043864 /-] [Invalid=0 /-]

Value	Label	Cases	Percentage
1		778059	74.5%
2		234407	22.5%
3		31398	3.0%

Warning: these figures indicate the number of cases found in the data file. They cannot be interpreted as summary statistics of the population of interest.

### # MAJOR\_ACT: MAJOR ACTIVITY CODE

<b>Information</b>	[Type= discrete] [Format=character] [Missing=*]
<b>Statistics [NW/ W]</b>	[Valid=1043864 /-] [Invalid=0 /-]

Value	Label	Cases	Percentage
01		29798	2.9%
02		5893	0.6%
04		214	0.0%
05		155549	14.9%

## File : 05 Bihar

### # MAJOR\_ACT: MAJOR ACTIVITY CODE

Value	Label	Cases	Percentage
06		867	0.1%
07		4349	0.4%
08		17672	1.7%
09		503205	48.2%
10		42536	4.1%
11		13484	1.3%
12		1511	0.1%
13		7527	0.7%
14		14169	1.4%
15		247090	23.7%

Warning: these figures indicate the number of cases found in the data file. They cannot be interpreted as summary statistics of the population of interest.

### # SIZE\_EMP1: SIZE OF EMPLOYMENT CODE-

<b>Information</b>	[Type= discrete] [Format=character] [Missing=*]
<b>Statistics [NW/ W]</b>	[Valid=1043864 /-] [Invalid=0 /-]

Value	Label	Cases	Percentage
1	Employee size 0 to 1	603499	57.8%
2	Employee size 2	272406	26.1%
3	Employee size 3	80863	7.7%
4	Employee size 4	35484	3.4%
5	Employee size 5	14866	1.4%
6	Employee size 6 to 9	21154	2.0%
7	Employee size >9	15592	1.5%

Warning: these figures indicate the number of cases found in the data file. They cannot be interpreted as summary statistics of the population of interest.

### # SIZE\_EMP2: SIZE OF EMPLOYMENT CODE-

<b>Information</b>	[Type= discrete] [Format=character] [Missing=*]
<b>Statistics [NW/ W]</b>	[Valid=1043864 /-] [Invalid=0 /-]

Value	Label	Cases	Percentage
01	Employee size 0 to 1	603499	57.8%
02	Employee size 2	272406	26.1%
03	Employee size 3	80863	7.7%
04	Employee size 4	35484	3.4%
05	Employee size 5	14866	1.4%
07	Employee size 6 to 9	21154	2.0%
08	Employee size 10 to 14	7719	0.7%
09	Employee size 15 to 19	2358	0.2%
10	Employee size 20 to 24	1338	0.1%
11	Employee size 25 to 49	2296	0.2%
12	Employee size 50 to 99	1259	0.1%
13	Employee size 100 to 199	439	0.0%
14	Employee size 200 to 499	134	0.0%
15	Employee size >=500	49	0.0%

Warning: these figures indicate the number of cases found in the data file. They cannot be interpreted as summary statistics of the population of interest.

## File : 05 Bihar

# FITTER: FILLER

**Information** [Type= discrete] [Format=character] [Missing=\*]

**Statistics [NW/ W]** [Valid=1043864 /-] [Invalid=0 /-]

Value	Label	Cases	Percentage
0		1043864	100.0%

*Warning: these figures indicate the number of cases found in the data file. They cannot be interpreted as summary statistics of the population of interest.*

**File : 06 Goa****# FILE\_ID: FILE-ID****Information** [Type= discrete] [Format=character] [Missing=\*]**Statistics [NW/ W]** [Valid=71658 /-] [Invalid=0 /-]

Value	Label	Cases	Percentage
EC98AD		71658	100.0%

*Warning: these figures indicate the number of cases found in the data file. They cannot be interpreted as summary statistics of the population of interest.***# ID\_NO: IDENTIFICATION NO (ID NO)****Information** [Type= discrete] [Format=character] [Missing=\*]**Statistics [NW/ W]** [Valid=71658 /-] [Invalid=0 /-]**# ST: STATE CODE****Information** [Type= discrete] [Format=character] [Missing=\*]**Statistics [NW/ W]** [Valid=71658 /-] [Invalid=0 /-]

Value	Label	Cases	Percentage
06	Goa	71658	100.0%

*Warning: these figures indicate the number of cases found in the data file. They cannot be interpreted as summary statistics of the population of interest.***# DT: DISTRICT CODE****Information** [Type= discrete] [Format=character] [Missing=\*]**Statistics [NW/ W]** [Valid=71658 /-] [Invalid=0 /-]

Value	Label	Cases	Percentage
01	NORTH GOA	41377	57.7%
02	SOUTH GOA	30281	42.3%

*Warning: these figures indicate the number of cases found in the data file. They cannot be interpreted as summary statistics of the population of interest.***# TEH: TEHSIL CODE****Information** [Type= discrete] [Format=character] [Missing=\*]**Statistics [NW/ W]** [Valid=71658 /-] [Invalid=0 /-]

Value	Label	Cases	Percentage
000		33785	47.1%
001		6412	8.9%
002		5993	8.4%
003		7511	10.5%
004		5907	8.2%
005		6393	8.9%
006		5623	7.8%
095		34	0.0%

*Warning: these figures indicate the number of cases found in the data file. They cannot be interpreted as summary statistics of the population of interest.***# CD\_BLOCK: CD BLOCK****Information** [Type= discrete] [Format=character] [Missing=\*]**Statistics [NW/ W]** [Valid=71658 /-] [Invalid=0 /-]

Value	Label	Cases	Percentage
00		33819	47.2%
01		37839	52.8%

*Warning: these figures indicate the number of cases found in the data file. They cannot be interpreted as summary statistics of the population of interest.*

## File : 06 Goa

### # SECTOR: SECTOR CODE

**Information** [Type= discrete] [Format=character] [Missing=\*]

**Statistics [NW/ W]** [Valid=71658 /-] [Invalid=0 /-]

Value	Label	Cases	Percentage
1	Rural	37873	100.0%

*Warning: these figures indicate the number of cases found in the data file. They cannot be interpreted as summary statistics of the population of interest.*

### # V\_C: VILLAGE CODE

**Information** [Type= discrete] [Format=character] [Missing=\*]

**Statistics [NW/ W]** [Valid=71658 /-] [Invalid=0 /-]

Value	Label	Cases	Percentage
001		1126	1.6%
002		1346	1.9%
003		1770	2.5%
004		1750	2.4%
005		1379	1.9%
006		861	1.2%
007		996	1.4%
008		664	0.9%
009		890	1.2%
010		638	0.9%
011		754	1.1%
012		1504	2.1%
013		1676	2.3%
014		970	1.4%
015		1479	2.1%
016		1028	1.4%
017		1239	1.7%
018		902	1.3%
019		1649	2.3%
020		1114	1.6%
021		715	1.0%
022		454	0.6%
023		1287	1.8%
024		1222	1.7%
025		3708	5.2%
026		715	1.0%
027		687	1.0%
028		217	0.3%
029		745	1.0%
030		996	1.4%
031		687	1.0%
032		338	0.5%
033		665	0.9%
034		477	0.7%



## File : 06 Goa

### # V\_C: VILLAGE CODE

Value	Label	Cases	Percentage
035		1764	2.5%
036		469	0.7%
037		298	0.4%
038		229	0.3%
039		13	0.0%
040		68	0.1%
041		84	0.1%
042		42	0.1%
043		205	0.3%
044		83	0.1%
045		2368	3.3%
046		388	0.5%
047		72	0.1%
048		84	0.1%
049		16	0.0%
050		121	0.2%
051		6	0.0%
052		74	0.1%
053		40	0.1%
054		24	0.0%
055		476	0.7%
057		41	0.1%
058		15	0.0%
059		107	0.1%
060		184	0.3%
061		22	0.0%
062		109	0.2%
063		66	0.1%
064		202	0.3%
065		788	1.1%
066		15	0.0%
067		40	0.1%
068		59	0.1%
069		125	0.2%
070		16	0.0%
071		6	0.0%
072		11	0.0%
073		10	0.0%
074		40	0.1%
075		3060	4.3%
076		11	0.0%
077		6656	9.3%
078		41	0.1%

## File : 06 Goa

### # V\_C: VILLAGE CODE

Value	Label	Cases	Percentage
082		4880	6.8%
085		377	0.5%
095		5674	7.9%
101		34	0.0%
105		770	1.1%
115		898	1.3%
125		1876	2.6%
127		233	0.3%
132		456	0.6%
135		291	0.4%
145		551	0.8%
155		422	0.6%

*Warning: these figures indicate the number of cases found in the data file. They cannot be interpreted as summary statistics of the population of interest.*

### # WARD: WARD CODE

**Information** [Type= discrete] [Format=character] [Missing=\*]

**Statistics [NW/ W]** [Valid=71658 /-] [Invalid=0 /-]

Value	Label	Cases	Percentage
000		68266	95.3%
001		12	0.0%
002		53	0.1%
003		20	0.0%
004		176	0.2%
005		1205	1.7%
006		108	0.2%
007		297	0.4%
008		275	0.4%
009		215	0.3%
010		12	0.0%
011		37	0.1%
012		89	0.1%
013		24	0.0%
014		40	0.1%
015		59	0.1%
016		4	0.0%
017		18	0.0%
018		536	0.7%
024		165	0.2%
039		7	0.0%
047		40	0.1%

*Warning: these figures indicate the number of cases found in the data file. They cannot be interpreted as summary statistics of the population of interest.*

### # IV\_UNIT: IV UNIT

**Information** [Type= discrete] [Format=character] [Missing=\*]

## File : 06 Goa

### # IV\_UNIT: IV UNIT

Statistics [NW/ W] [Valid=71658 /-] [Invalid=0 /-]

Value	Label	Cases	Percentage
000		37873	52.9%
001		19530	27.3%
002		7790	10.9%
003		2878	4.0%
004		1925	2.7%
005		672	0.9%
006		11	0.0%
007		8	0.0%
008		468	0.7%
009		207	0.3%
010		296	0.4%

Warning: these figures indicate the number of cases found in the data file. They cannot be interpreted as summary statistics of the population of interest.

### # UFS\_BLOCK: UFS BLOCK

Information [Type= discrete] [Format=character] [Missing=\*]

Statistics [NW/ W] [Valid=71658 /-] [Invalid=0 /-]

Value	Label	Cases	Percentage
00		37873	52.9%
01		2497	3.5%
02		1670	2.3%
03		1550	2.2%
04		1073	1.5%
05		1659	2.3%
06		1146	1.6%
07		1232	1.7%
08		1695	2.4%
09		2676	3.7%
10		1549	2.2%
11		1079	1.5%
12		2011	2.8%
13		1562	2.2%
14		1214	1.7%
15		932	1.3%
16		582	0.8%
17		980	1.4%
18		1243	1.7%
19		1106	1.5%
20		556	0.8%
21		801	1.1%
22		583	0.8%
23		1134	1.6%
24		1248	1.7%

## File : 06 Goa

### # UFS\_BLOCK: UFS BLOCK

Value	Label	Cases	Percentage
25		477	0.7%
26		247	0.3%
27		184	0.3%
28		236	0.3%
29		223	0.3%
30		62	0.1%
31		105	0.1%
32		81	0.1%
33		6	0.0%
34		31	0.0%
35		93	0.1%
36		6	0.0%
37		11	0.0%
38		11	0.0%
39		75	0.1%
40		24	0.0%
41		13	0.0%
42		122	0.2%

*Warning: these figures indicate the number of cases found in the data file. They cannot be interpreted as summary statistics of the population of interest.*

### # P\_NO: PAGE NO

**Information** [Type= discrete] [Format=character] [Missing=\*]

**Statistics [NW/ W]** [Valid=71658 /-] [Invalid=0 /-]

Value	Label	Cases	Percentage
'01		1	0.0%
001		6221	8.7%
002		5563	7.8%
003		4935	6.9%
004		4338	6.1%
005		3850	5.4%
006		3407	4.8%
007		3050	4.3%
008		2641	3.7%
009		2397	3.3%
010		2111	2.9%
011		1904	2.7%
012		1699	2.4%
013		1568	2.2%
014		1445	2.0%
015		1356	1.9%
016		1205	1.7%
017		1131	1.6%
018		1045	1.5%
019		1004	1.4%

## File : 06 Goa

# P\_NO: PAGE NO

Value	Label	Cases	Percentage
020		926	1.3%
021		882	1.2%
022		824	1.1%
023		785	1.1%
024		723	1.0%
025		675	0.9%
026		659	0.9%
027		628	0.9%
028		574	0.8%
029		545	0.8%
030		504	0.7%
031		494	0.7%
032		473	0.7%
033		462	0.6%
034		432	0.6%
035		416	0.6%
036		391	0.5%
037		356	0.5%
038		349	0.5%
039		335	0.5%
040		327	0.5%
041		309	0.4%
042		295	0.4%
043		288	0.4%
044		265	0.4%
045		273	0.4%
046		257	0.4%
047		250	0.3%
048		260	0.4%
049		250	0.3%
050		244	0.3%
051		231	0.3%
052		215	0.3%
053		199	0.3%
054		198	0.3%
055		178	0.2%
056		157	0.2%
057		162	0.2%
058		154	0.2%
059		134	0.2%
060		131	0.2%
061		115	0.2%
062		121	0.2%

**File : 06 Goa**

# P\_NO: PAGE NO

Value	Label	Cases	Percentage
063		121	0.2%
064		113	0.2%
065		106	0.1%
066		105	0.1%
067		106	0.1%
068		106	0.1%
069		108	0.2%
070		105	0.1%
071		99	0.1%
072		98	0.1%
073		103	0.1%
074		98	0.1%
075		93	0.1%
076		93	0.1%
077		93	0.1%
078		84	0.1%
079		80	0.1%
080		74	0.1%
081		74	0.1%
082		69	0.1%
083		69	0.1%
084		68	0.1%
085		69	0.1%
086		65	0.1%
087		53	0.1%
088		55	0.1%
089		55	0.1%
090		52	0.1%
091		49	0.1%
092		49	0.1%
093		37	0.1%
094		43	0.1%
095		44	0.1%
096		37	0.1%
097		37	0.1%
098		38	0.1%
099		37	0.1%
100		38	0.1%
101		38	0.1%
102		38	0.1%
103		38	0.1%
104		37	0.1%
105		37	0.1%

**File : 06 Goa**

# P\_NO: PAGE NO

Value	Label	Cases	Percentage
106		38	0.1%
107		36	0.1%
108		38	0.1%
109		38	0.1%
110		38	0.1%
111		38	0.1%
112		38	0.1%
113		38	0.1%
114		38	0.1%
115		38	0.1%
116		38	0.1%
117		34	0.0%
118		38	0.1%
119		38	0.1%
120		33	0.0%
121		34	0.0%
122		38	0.1%
123		36	0.1%
124		37	0.1%
125		37	0.1%
126		31	0.0%
127		30	0.0%
128		28	0.0%
129		25	0.0%
130		25	0.0%
131		26	0.0%
132		22	0.0%
133		22	0.0%
134		25	0.0%
135		19	0.0%
136		13	0.0%
137		10	0.0%
138		6	0.0%
139		10	0.0%
140		10	0.0%
141		10	0.0%
142		10	0.0%
143		10	0.0%
144		10	0.0%
145		10	0.0%
146		10	0.0%
147		10	0.0%
148		10	0.0%

## File : 06 Goa

### # P\_NO: PAGE NO

Value	Label	Cases	Percentage
149		10	0.0%
150		10	0.0%
151		10	0.0%
152		10	0.0%
153		10	0.0%
154		8	0.0%
155		9	0.0%
156		8	0.0%
157		8	0.0%
158		9	0.0%
159		8	0.0%
160		9	0.0%
161		8	0.0%
162		5	0.0%
163		6	0.0%
164		5	0.0%
165		5	0.0%
166		4	0.0%
167		5	0.0%
168		3	0.0%
169		3	0.0%
170		3	0.0%
171		5	0.0%
172		5	0.0%
173		4	0.0%
174		4	0.0%
175		5	0.0%
176		1	0.0%
177		4	0.0%
178		5	0.0%
179		4	0.0%
180		5	0.0%
181		3	0.0%
182		5	0.0%
183		1	0.0%

*Warning: these figures indicate the number of cases found in the data file. They cannot be interpreted as summary statistics of the population of interest.*

### # LINE\_NO: LINE NUMBER

**Information** [Type= discrete] [Format=character] [Missing=\*]

**Statistics [NW/ W]** [Valid=71658 /-] [Invalid=0 /-]

### # PREM\_S: PREMISES STATUS

**Information** [Type= discrete] [Format=character] [Missing=\*]

**Statistics [NW/ W]** [Valid=71658 /-] [Invalid=0 /-]



## File : 06 Goa

### # PREM\_S: PREMISES STATUS

Value	Label	Cases	Percentage
1	Without premises	14283	19.9%
2	With Premises	57375	80.1%

*Warning: these figures indicate the number of cases found in the data file. They cannot be interpreted as summary statistics of the population of interest.*

### # SRL\_NO: RUNNING SERIAL NUMBER

<b>Information</b>	[Type= discrete] [Format=character] [Missing=*]
<b>Statistics [NW/ W]</b>	[Valid=71658 /-] [Invalid=0 /-]

Value	Label	Cases	Percentage
00001		1123	1.6%
00002		1113	1.6%
00003		1096	1.5%
00004		1080	1.5%
00005		1070	1.5%
00006		1061	1.5%
00007		1027	1.4%
00008		1003	1.4%
00009		981	1.4%
00010		956	1.3%
00011		929	1.3%
00012		906	1.3%
00013		878	1.2%
00014		859	1.2%
00015		838	1.2%
00016		821	1.1%
00017		797	1.1%
00018		779	1.1%
00019		758	1.1%
00020		741	1.0%
00021		726	1.0%
00022		704	1.0%
00023		686	1.0%
00024		677	0.9%
00025		656	0.9%
00026		647	0.9%
00027		633	0.9%
00028		622	0.9%
00029		612	0.9%
00030		599	0.8%
00031		586	0.8%
00032		574	0.8%
00033		559	0.8%
00034		545	0.8%
00035		533	0.7%

**File : 06 Goa**

**# SRL\_NO: RUNNING SERIAL NUMBER**

Value	Label	Cases	Percentage
00036		522	0.7%
00037		511	0.7%
00038		501	0.7%
00039		492	0.7%
00040		480	0.7%
00041		462	0.6%
00042		455	0.6%
00043		444	0.6%
00044		433	0.6%
00045		420	0.6%
00046		410	0.6%
00047		401	0.6%
00048		393	0.5%
00049		385	0.5%
00050		376	0.5%
00051		375	0.5%
00052		370	0.5%
00053		363	0.5%
00054		360	0.5%
00055		355	0.5%
00056		352	0.5%
00057		346	0.5%
00058		343	0.5%
00059		342	0.5%
00060		334	0.5%
00061		322	0.4%
00062		314	0.4%
00063		307	0.4%
00064		298	0.4%
00065		293	0.4%
00066		285	0.4%
00067		282	0.4%
00068		282	0.4%
00069		275	0.4%
00070		274	0.4%
00071		271	0.4%
00072		267	0.4%
00073		266	0.4%
00074		262	0.4%
00075		258	0.4%
00076		252	0.4%
00077		248	0.3%
00078		244	0.3%

**File : 06 Goa**

**# SRL\_NO: RUNNING SERIAL NUMBER**

Value	Label	Cases	Percentage
00079		240	0.3%
00080		239	0.3%
00081		236	0.3%
00082		235	0.3%
00083		229	0.3%
00084		226	0.3%
00085		221	0.3%
00086		220	0.3%
00087		218	0.3%
00088		214	0.3%
00089		212	0.3%
00090		208	0.3%
00091		206	0.3%
00092		205	0.3%
00093		204	0.3%
00094		202	0.3%
00095		201	0.3%
00096		198	0.3%
00097		195	0.3%
00098		195	0.3%
00099		191	0.3%
00100		188	0.3%
00101		187	0.3%
00102		185	0.3%
00103		184	0.3%
00104		180	0.3%
00105		178	0.2%
00106		178	0.2%
00107		177	0.2%
00108		174	0.2%
00109		172	0.2%
00110		169	0.2%
00111		167	0.2%
00112		165	0.2%
00113		163	0.2%
00114		161	0.2%
00115		159	0.2%
00116		159	0.2%
00117		158	0.2%
00118		157	0.2%
00119		156	0.2%
00120		156	0.2%
00121		155	0.2%

**File : 06 Goa****# SRL\_NO: RUNNING SERIAL NUMBER**

<b>Value</b>	<b>Label</b>	<b>Cases</b>	<b>Percentage</b>
00122		153	0.2%
00123		148	0.2%
00124		146	0.2%
00125		146	0.2%
00126		144	0.2%
00127		141	0.2%
00128		139	0.2%
00129		139	0.2%
00130		139	0.2%
00131		139	0.2%
00132		139	0.2%
00133		139	0.2%
00134		138	0.2%
00135		136	0.2%
00136		135	0.2%
00137		133	0.2%
00138		132	0.2%
00139		130	0.2%
00140		129	0.2%
00141		129	0.2%
00142		129	0.2%
00143		129	0.2%
00144		128	0.2%
00145		128	0.2%
00146		126	0.2%
00147		125	0.2%
00148		124	0.2%
00149		123	0.2%
00150		121	0.2%
00151		120	0.2%
00152		120	0.2%
00153		120	0.2%
00154		118	0.2%
00155		117	0.2%
00156		116	0.2%
00157		114	0.2%
00158		112	0.2%
00159		112	0.2%
00160		111	0.2%
00161		110	0.2%
00162		109	0.2%
00163		109	0.2%
00164		107	0.1%

**File : 06 Goa**

**# SRL\_NO: RUNNING SERIAL NUMBER**

Value	Label	Cases	Percentage
00165		107	0.1%
00166		106	0.1%
00167		104	0.1%
00168		103	0.1%
00169		102	0.1%
00170		102	0.1%
00171		100	0.1%
00172		98	0.1%
00173		98	0.1%
00174		97	0.1%
00175		97	0.1%
00176		96	0.1%
00177		96	0.1%
00178		96	0.1%
00179		95	0.1%
00180		95	0.1%
00181		94	0.1%
00182		93	0.1%
00183		93	0.1%
00184		92	0.1%
00185		91	0.1%
00186		88	0.1%
00187		88	0.1%
00188		86	0.1%
00189		86	0.1%
00190		86	0.1%
00191		86	0.1%
00192		86	0.1%
00193		85	0.1%
00194		84	0.1%
00195		83	0.1%
00196		81	0.1%
00197		81	0.1%
00198		81	0.1%
00199		80	0.1%
00200		79	0.1%
00201		78	0.1%
00202		77	0.1%
00203		77	0.1%
00204		75	0.1%
00205		75	0.1%
00206		74	0.1%
00207		72	0.1%

**File : 06 Goa**

**# SRL\_NO: RUNNING SERIAL NUMBER**

Value	Label	Cases	Percentage
00208		71	0.1%
00209		69	0.1%
00210		69	0.1%
00211		68	0.1%
00212		68	0.1%
00213		67	0.1%
00214		67	0.1%
00215		66	0.1%
00216		66	0.1%
00217		66	0.1%
00218		66	0.1%
00219		66	0.1%
00220		65	0.1%
00221		64	0.1%
00222		63	0.1%
00223		63	0.1%
00224		63	0.1%
00225		63	0.1%
00226		63	0.1%
00227		63	0.1%
00228		63	0.1%
00229		62	0.1%
00230		61	0.1%
00231		61	0.1%
00232		61	0.1%
00233		61	0.1%
00234		58	0.1%
00235		58	0.1%
00236		58	0.1%
00237		58	0.1%
00238		57	0.1%
00239		56	0.1%
00240		56	0.1%
00241		55	0.1%
00242		55	0.1%
00243		55	0.1%
00244		55	0.1%
00245		55	0.1%
00246		55	0.1%
00247		55	0.1%
00248		54	0.1%
00249		53	0.1%
00250		53	0.1%

**File : 06 Goa****# SRL\_NO: RUNNING SERIAL NUMBER**

<b>Value</b>	<b>Label</b>	<b>Cases</b>	<b>Percentage</b>
00251		52	0.1%
00252		52	0.1%
00253		50	0.1%
00254		50	0.1%
00255		49	0.1%
00256		49	0.1%
00257		49	0.1%
00258		49	0.1%
00259		49	0.1%
00260		49	0.1%
00261		49	0.1%
00262		49	0.1%
00263		48	0.1%
00264		48	0.1%
00265		48	0.1%
00266		48	0.1%
00267		48	0.1%
00268		47	0.1%
00269		47	0.1%
00270		47	0.1%
00271		47	0.1%
00272		46	0.1%
00273		46	0.1%
00274		46	0.1%
00275		46	0.1%
00276		46	0.1%
00277		46	0.1%
00278		46	0.1%
00279		46	0.1%
00280		46	0.1%
00281		46	0.1%
00282		46	0.1%
00283		46	0.1%
00284		45	0.1%
00285		45	0.1%
00286		44	0.1%
00287		43	0.1%
00288		42	0.1%
00289		41	0.1%
00290		41	0.1%
00291		41	0.1%
00292		41	0.1%
00293		39	0.1%

**File : 06 Goa****# SRL\_NO: RUNNING SERIAL NUMBER**

<b>Value</b>	<b>Label</b>	<b>Cases</b>	<b>Percentage</b>
00294		38	0.1%
00295		38	0.1%
00296		38	0.1%
00297		38	0.1%
00298		38	0.1%
00299		37	0.1%
00300		37	0.1%
00301		37	0.1%
00302		37	0.1%
00303		37	0.1%
00304		37	0.1%
00305		37	0.1%
00306		36	0.1%
00307		36	0.1%
00308		35	0.0%
00309		35	0.0%
00310		33	0.0%
00311		32	0.0%
00312		31	0.0%
00313		31	0.0%
00314		31	0.0%
00315		31	0.0%
00316		31	0.0%
00317		31	0.0%
00318		30	0.0%
00319		30	0.0%
00320		30	0.0%
00321		29	0.0%
00322		29	0.0%
00323		29	0.0%
00324		28	0.0%
00325		27	0.0%
00326		27	0.0%
00327		26	0.0%
00328		26	0.0%
00329		26	0.0%
00330		25	0.0%
00331		24	0.0%
00332		24	0.0%
00333		24	0.0%
00334		24	0.0%
00335		24	0.0%
00336		24	0.0%



**File : 06 Goa****# SRL\_NO: RUNNING SERIAL NUMBER**

<b>Value</b>	<b>Label</b>	<b>Cases</b>	<b>Percentage</b>
00337		24	0.0%
00338		24	0.0%
00339		24	0.0%
00340		24	0.0%
00341		24	0.0%
00342		24	0.0%
00343		24	0.0%
00344		24	0.0%
00345		24	0.0%
00346		24	0.0%
00347		24	0.0%
00348		24	0.0%
00349		23	0.0%
00350		22	0.0%
00351		22	0.0%
00352		22	0.0%
00353		22	0.0%
00354		22	0.0%
00355		22	0.0%
00356		22	0.0%
00357		22	0.0%
00358		22	0.0%
00359		22	0.0%
00360		21	0.0%
00361		21	0.0%
00362		21	0.0%
00363		21	0.0%
00364		21	0.0%
00365		21	0.0%
00366		21	0.0%
00367		21	0.0%
00368		21	0.0%
00369		21	0.0%
00370		21	0.0%
00371		21	0.0%
00372		20	0.0%
00373		20	0.0%
00374		20	0.0%
00375		20	0.0%
00376		20	0.0%
00377		20	0.0%
00378		20	0.0%
00379		20	0.0%

**File : 06 Goa****# SRL\_NO: RUNNING SERIAL NUMBER**

<b>Value</b>	<b>Label</b>	<b>Cases</b>	<b>Percentage</b>
00380		20	0.0%
00381		20	0.0%
00382		20	0.0%
00383		20	0.0%
00384		20	0.0%
00385		20	0.0%
00386		20	0.0%
00387		20	0.0%
00388		20	0.0%
00389		20	0.0%
00390		20	0.0%
00391		20	0.0%
00392		20	0.0%
00393		20	0.0%
00394		19	0.0%
00395		19	0.0%
00396		18	0.0%
00397		18	0.0%
00398		18	0.0%
00399		18	0.0%
00400		18	0.0%
00401		18	0.0%
00402		18	0.0%
00403		18	0.0%
00404		18	0.0%
00405		18	0.0%
00406		18	0.0%
00407		18	0.0%
00408		18	0.0%
00409		16	0.0%
00410		16	0.0%
00411		16	0.0%
00412		16	0.0%
00413		16	0.0%
00414		16	0.0%
00415		16	0.0%
00416		16	0.0%
00417		16	0.0%
00418		16	0.0%
00419		16	0.0%
00420		16	0.0%
00421		16	0.0%
00422		16	0.0%

**File : 06 Goa****# SRL\_NO: RUNNING SERIAL NUMBER**

<b>Value</b>	<b>Label</b>	<b>Cases</b>	<b>Percentage</b>
00423		16	0.0%
00424		15	0.0%
00425		15	0.0%
00426		15	0.0%
00427		15	0.0%
00428		15	0.0%
00429		15	0.0%
00430		15	0.0%
00431		15	0.0%
00432		15	0.0%
00433		15	0.0%
00434		15	0.0%
00435		15	0.0%
00436		15	0.0%
00437		15	0.0%
00438		15	0.0%
00439		15	0.0%
00440		15	0.0%
00441		15	0.0%
00442		15	0.0%
00443		15	0.0%
00444		15	0.0%
00445		15	0.0%
00446		15	0.0%
00447		15	0.0%
00448		15	0.0%
00449		15	0.0%
00450		15	0.0%
00451		15	0.0%
00452		15	0.0%
00453		15	0.0%
00454		15	0.0%
00455		15	0.0%
00456		15	0.0%
00457		15	0.0%
00458		15	0.0%
00459		15	0.0%
00460		15	0.0%
00461		15	0.0%
00462		15	0.0%
00463		15	0.0%
00464		14	0.0%
00465		15	0.0%

**File : 06 Goa****# SRL\_NO: RUNNING SERIAL NUMBER**

<b>Value</b>	<b>Label</b>	<b>Cases</b>	<b>Percentage</b>
00466		15	0.0%
00467		15	0.0%
00468		14	0.0%
00469		14	0.0%
00470		14	0.0%
00471		14	0.0%
00472		14	0.0%
00473		14	0.0%
00474		14	0.0%
00475		14	0.0%
00476		14	0.0%
00477		14	0.0%
00478		14	0.0%
00479		14	0.0%
00480		14	0.0%
00481		14	0.0%
00482		14	0.0%
00483		14	0.0%
00484		14	0.0%
00485		14	0.0%
00486		14	0.0%
00487		14	0.0%
00488		14	0.0%
00489		14	0.0%
00490		14	0.0%
00491		13	0.0%
00492		13	0.0%
00493		13	0.0%
00494		13	0.0%
00495		13	0.0%
00496		13	0.0%
00497		13	0.0%
00498		12	0.0%
00499		12	0.0%
00500		11	0.0%
00501		11	0.0%
00502		11	0.0%
00503		11	0.0%
00504		11	0.0%
00505		10	0.0%
00506		10	0.0%
00507		10	0.0%
00508		10	0.0%

**File : 06 Goa****# SRL\_NO: RUNNING SERIAL NUMBER**

<b>Value</b>	<b>Label</b>	<b>Cases</b>	<b>Percentage</b>
00509		10	0.0%
00510		10	0.0%
00511		9	0.0%
00512		9	0.0%
00513		9	0.0%
00514		9	0.0%
00515		8	0.0%
00516		8	0.0%
00517		8	0.0%
00518		8	0.0%
00519		8	0.0%
00520		8	0.0%
00521		8	0.0%
00522		8	0.0%
00523		8	0.0%
00524		8	0.0%
00525		8	0.0%
00526		8	0.0%
00527		8	0.0%
00528		8	0.0%
00529		8	0.0%
00530		8	0.0%
00531		8	0.0%
00532		8	0.0%
00533		8	0.0%
00534		8	0.0%
00535		8	0.0%
00536		8	0.0%
00537		8	0.0%
00538		8	0.0%
00539		8	0.0%
00540		8	0.0%
00541		8	0.0%
00542		8	0.0%
00543		8	0.0%
00544		8	0.0%
00545		8	0.0%
00546		8	0.0%
00547		8	0.0%
00548		8	0.0%
00549		8	0.0%
00550		8	0.0%
00551		8	0.0%

**File : 06 Goa****# SRL\_NO: RUNNING SERIAL NUMBER**

<b>Value</b>	<b>Label</b>	<b>Cases</b>	<b>Percentage</b>
00552		8	0.0%
00553		8	0.0%
00554		8	0.0%
00555		8	0.0%
00556		8	0.0%
00557		8	0.0%
00558		8	0.0%
00559		8	0.0%
00560		8	0.0%
00561		8	0.0%
00562		8	0.0%
00563		8	0.0%
00564		8	0.0%
00565		8	0.0%
00566		8	0.0%
00567		8	0.0%
00568		8	0.0%
00569		8	0.0%
00570		8	0.0%
00571		8	0.0%
00572		8	0.0%
00573		8	0.0%
00574		8	0.0%
00575		8	0.0%
00576		8	0.0%
00577		8	0.0%
00578		8	0.0%
00579		7	0.0%
00580		7	0.0%
00581		7	0.0%
00582		7	0.0%
00583		7	0.0%
00584		7	0.0%
00585		7	0.0%
00586		7	0.0%
00587		7	0.0%
00588		7	0.0%
00589		7	0.0%
00590		7	0.0%
00591		7	0.0%
00592		7	0.0%
00593		7	0.0%
00594		7	0.0%

**File : 06 Goa****# SRL\_NO: RUNNING SERIAL NUMBER**

<b>Value</b>	<b>Label</b>	<b>Cases</b>	<b>Percentage</b>
00595		7	0.0%
00596		7	0.0%
00597		7	0.0%
00598		7	0.0%
00599		7	0.0%
00600		7	0.0%
00601		7	0.0%
00602		7	0.0%
00603		7	0.0%
00604		7	0.0%
00605		7	0.0%
00606		7	0.0%
00607		7	0.0%
00608		7	0.0%
00609		7	0.0%
00610		7	0.0%
00611		7	0.0%
00612		7	0.0%
00613		7	0.0%
00614		7	0.0%
00615		7	0.0%
00616		7	0.0%
00617		7	0.0%
00618		7	0.0%
00619		7	0.0%
00620		7	0.0%
00621		7	0.0%
00622		7	0.0%
00623		7	0.0%
00624		7	0.0%
00625		7	0.0%
00626		7	0.0%
00627		7	0.0%
00628		7	0.0%
00629		7	0.0%
00630		7	0.0%
00631		7	0.0%
00632		7	0.0%
00633		7	0.0%
00634		7	0.0%
00635		7	0.0%
00636		7	0.0%
00637		7	0.0%

**File : 06 Goa****# SRL\_NO: RUNNING SERIAL NUMBER**

<b>Value</b>	<b>Label</b>	<b>Cases</b>	<b>Percentage</b>
00638		7	0.0%
00639		7	0.0%
00640		7	0.0%
00641		6	0.0%
00642		6	0.0%
00643		6	0.0%
00644		6	0.0%
00645		6	0.0%
00646		6	0.0%
00647		6	0.0%
00648		6	0.0%
00649		6	0.0%
00650		6	0.0%
00651		6	0.0%
00652		6	0.0%
00653		6	0.0%
00654		6	0.0%
00655		6	0.0%
00656		6	0.0%
00657		6	0.0%
00658		6	0.0%
00659		6	0.0%
00660		6	0.0%
00661		6	0.0%
00662		6	0.0%
00663		6	0.0%
00664		6	0.0%
00665		6	0.0%
00666		6	0.0%
00667		6	0.0%
00668		6	0.0%
00669		6	0.0%
00670		6	0.0%
00671		6	0.0%
00672		6	0.0%
00673		6	0.0%
00674		6	0.0%
00675		6	0.0%
00676		6	0.0%
00677		6	0.0%
00678		5	0.0%
00679		5	0.0%
00680		5	0.0%



**File : 06 Goa****# SRL\_NO: RUNNING SERIAL NUMBER**

<b>Value</b>	<b>Label</b>	<b>Cases</b>	<b>Percentage</b>
00681		5	0.0%
00682		5	0.0%
00683		5	0.0%
00684		5	0.0%
00685		5	0.0%
00686		5	0.0%
00687		5	0.0%
00688		5	0.0%
00689		5	0.0%
00690		5	0.0%
00691		5	0.0%
00692		5	0.0%
00693		5	0.0%
00694		5	0.0%
00695		5	0.0%
00696		5	0.0%
00697		5	0.0%
00698		5	0.0%
00699		5	0.0%
00700		5	0.0%
00701		5	0.0%
00702		5	0.0%
00703		5	0.0%
00704		5	0.0%
00705		5	0.0%
00706		5	0.0%
00707		5	0.0%
00708		4	0.0%
00709		4	0.0%
00710		4	0.0%
00711		4	0.0%
00712		4	0.0%
00713		4	0.0%
00714		4	0.0%
00715		3	0.0%
00716		3	0.0%
00717		3	0.0%
00718		3	0.0%
00719		3	0.0%
00720		3	0.0%
00721		3	0.0%
00722		3	0.0%
00723		3	0.0%

**File : 06 Goa****# SRL\_NO: RUNNING SERIAL NUMBER**

<b>Value</b>	<b>Label</b>	<b>Cases</b>	<b>Percentage</b>
00724		3	0.0%
00725		3	0.0%
00726		3	0.0%
00727		3	0.0%
00728		3	0.0%
00729		3	0.0%
00730		3	0.0%
00731		3	0.0%
00732		3	0.0%
00733		3	0.0%
00734		3	0.0%
00735		3	0.0%
00736		3	0.0%
00737		3	0.0%
00738		3	0.0%
00739		3	0.0%
00740		3	0.0%
00741		3	0.0%
00742		3	0.0%
00743		3	0.0%
00744		3	0.0%
00745		3	0.0%
00746		3	0.0%
00747		3	0.0%
00748		3	0.0%
00749		3	0.0%
00750		3	0.0%
00751		3	0.0%
00752		3	0.0%
00753		3	0.0%
00754		3	0.0%
00755		3	0.0%
00756		3	0.0%
00757		3	0.0%
00758		3	0.0%
00759		3	0.0%
00760		3	0.0%
00761		3	0.0%
00762		3	0.0%
00763		3	0.0%
00764		3	0.0%
00765		3	0.0%
00766		3	0.0%

**File : 06 Goa****# SRL\_NO: RUNNING SERIAL NUMBER**

<b>Value</b>	<b>Label</b>	<b>Cases</b>	<b>Percentage</b>
00767		3	0.0%
00768		3	0.0%
00769		3	0.0%
00770		3	0.0%
00771		3	0.0%
00772		3	0.0%
00773		3	0.0%
00774		3	0.0%
00775		3	0.0%
00776		3	0.0%
00777		3	0.0%
00778		3	0.0%
00779		3	0.0%
00780		3	0.0%
00781		3	0.0%
00782		3	0.0%
00783		3	0.0%
00784		3	0.0%
00785		3	0.0%
00786		3	0.0%
00787		3	0.0%
00788		3	0.0%
00789		3	0.0%
00790		3	0.0%
00791		3	0.0%
00792		3	0.0%
00793		3	0.0%
00794		3	0.0%
00795		3	0.0%
00796		3	0.0%
00797		2	0.0%
00798		2	0.0%
00799		2	0.0%
00800		2	0.0%
00801		2	0.0%
00802		2	0.0%
00803		1	0.0%
00804		1	0.0%
00805		1	0.0%
00806		1	0.0%
00807		1	0.0%
00808		1	0.0%
00809		1	0.0%

**File : 06 Goa****# SRL\_NO: RUNNING SERIAL NUMBER**

<b>Value</b>	<b>Label</b>	<b>Cases</b>	<b>Percentage</b>
00810		1	0.0%
00811		1	0.0%
00812		1	0.0%
00813		1	0.0%
00814		1	0.0%
00815		1	0.0%
00816		1	0.0%
00817		1	0.0%
00818		1	0.0%
00819		1	0.0%
00820		1	0.0%
00821		1	0.0%
00822		1	0.0%
00823		1	0.0%
00824		1	0.0%
00825		1	0.0%
00826		1	0.0%
00827		1	0.0%
00828		1	0.0%
00829		1	0.0%
00830		1	0.0%
00831		1	0.0%
00832		1	0.0%
00833		1	0.0%
00834		1	0.0%
00835		1	0.0%
00836		1	0.0%
00837		1	0.0%
00838		1	0.0%
00839		1	0.0%
00840		1	0.0%
00841		1	0.0%
00842		1	0.0%
00843		1	0.0%
00844		1	0.0%
00845		1	0.0%
00846		1	0.0%
00847		1	0.0%
00848		1	0.0%
00849		1	0.0%
00850		1	0.0%
00851		1	0.0%
00852		1	0.0%

**File : 06 Goa****# SRL\_NO: RUNNING SERIAL NUMBER**

<b>Value</b>	<b>Label</b>	<b>Cases</b>	<b>Percentage</b>
00853		1	0.0%
00854		1	0.0%
00855		1	0.0%
00856		1	0.0%
00857		1	0.0%
00858		1	0.0%
00859		1	0.0%
00860		1	0.0%
00861		1	0.0%
00862		1	0.0%
00863		1	0.0%
00864		1	0.0%
00865		1	0.0%
00866		1	0.0%
00867		1	0.0%
00868		1	0.0%
00869		1	0.0%
00870		1	0.0%
00871		1	0.0%
00872		1	0.0%
00873		1	0.0%
00874		1	0.0%
00875		1	0.0%
00876		1	0.0%
00877		1	0.0%
00878		1	0.0%
00879		1	0.0%
00880		1	0.0%
00881		1	0.0%
00882		1	0.0%
00883		1	0.0%
00884		1	0.0%
00885		1	0.0%
00886		1	0.0%
00887		1	0.0%
00888		1	0.0%
00889		1	0.0%
00890		1	0.0%
00891		1	0.0%
00892		1	0.0%
00893		1	0.0%
00894		1	0.0%
00895		1	0.0%

## File : 06 Goa

### # SRL\_NO: RUNNING SERIAL NUMBER

Value	Label	Cases	Percentage
00896		1	0.0%
00897		1	0.0%
00898		1	0.0%
00899		1	0.0%
00900		1	0.0%
00901		1	0.0%
00902		1	0.0%
00903		1	0.0%
00904		1	0.0%
00905		1	0.0%
00906		1	0.0%
00907		1	0.0%
00908		1	0.0%
00909		1	0.0%
00910		1	0.0%
00911		1	0.0%
00912		1	0.0%
00913		1	0.0%
00914		1	0.0%
00915		1	0.0%
00916		1	0.0%
00917		1	0.0%
00918		1	0.0%
00919		1	0.0%
00920		1	0.0%
00921		1	0.0%
00922		1	0.0%
00923		1	0.0%
00924		1	0.0%
00925		1	0.0%
00926		1	0.0%
00927		1	0.0%
00928		1	0.0%
10464		1	0.0%

*Warning: these figures indicate the number of cases found in the data file. They cannot be interpreted as summary statistics of the population of interest.*

### # NIC: NIC

**Information** [Type= discrete] [Format=character] [Missing=\*]

**Statistics [NW/ W]** [Valid=71658 /-] [Invalid=0 /-]

*Frequency table not shown (1307 Modalities)*

### # AGRI\_NON\_AGRI: AGRILAND NON-AGRI.

**Information** [Type= discrete] [Format=character] [Missing=\*]

**Statistics [NW/ W]** [Valid=71658 /-] [Invalid=0 /-]

**File : 06 Goa****# AGRI\_NON\_AGRI: AGRI.AND NON-AGRI.**

Value	Label	Cases	Percentage
1	Agriculture	3476	4.9%
2	Non-Agriculture	68182	95.1%

Warning: these figures indicate the number of cases found in the data file. They cannot be interpreted as summary statistics of the population of interest.

**# NOP: NATURE OF OPERATION**

<b>Information</b>	[Type= discrete] [Format=character] [Missing=*]
<b>Statistics [NW/ W]</b>	[Valid=71658 /-] [Invalid=0 /-]

Value	Label	Cases	Percentage
1	Perennial	63826	89.1%
2	Non-Perennial	7832	10.9%

Warning: these figures indicate the number of cases found in the data file. They cannot be interpreted as summary statistics of the population of interest.

**# OWN\_SHIP: OWNERSHIP CODE**

<b>Information</b>	[Type= discrete] [Format=character] [Missing=*]
<b>Statistics [NW/ W]</b>	[Valid=71658 /-] [Invalid=0 /-]

Value	Label	Cases	Percentage
1	Private Non-Profit Institutions	2306	3.2%
2	Private Others	64011	89.3%
3	Co-operatives	926	1.3%
4	Governments	4415	6.2%

Warning: these figures indicate the number of cases found in the data file. They cannot be interpreted as summary statistics of the population of interest.

**# SG: SOCIAL GROUP CODE**

<b>Information</b>	[Type= discrete] [Format=character] [Missing=*]
<b>Statistics [NW/ W]</b>	[Valid=71658 /-] [Invalid=0 /-]

Value	Label	Cases	Percentage
1	ST Female	51	0.1%
2	ST Male	223	0.3%
3	SC Female	334	0.5%
4	SC Male	726	1.0%
5	OBC Female	1026	1.4%
6	OBC Male	2791	3.9%
7	Others Female	5684	7.9%
8	Others Male	53176	74.2%
9	Other than private enterprises	7647	10.7%

Warning: these figures indicate the number of cases found in the data file. They cannot be interpreted as summary statistics of the population of interest.

**# P\_F\_USED: POWER/FUEL USED**

<b>Information</b>	[Type= discrete] [Format=character] [Missing=*]
<b>Statistics [NW/ W]</b>	[Valid=71658 /-] [Invalid=0 /-]

Value	Label	Cases	Percentage
0	Without power	49920	69.7%
1	Electricity	9034	12.6%
2	Coal/soft coke	745	1.0%

## File : 06 Goa

### # P\_F\_USED: POWER/FUEL USED

Value	Label	Cases	Percentage
3	Patrol/Diesel	5674	7.9%
4	LPG/Natural Gas	1465	2.0%
5	Fire wood	3211	4.5%
6	Kerosene	1299	1.8%
7	Animal power	81	0.1%
8	"Non-conventional energy (bio-gas, solar & wind energy)	43	0.1%
9	Others	186	0.3%

Warning: these figures indicate the number of cases found in the data file. They cannot be interpreted as summary statistics of the population of interest.

### # Y\_OPRA: YEAR OF OPERATION

<b>Information</b>	[Type= discrete] [Format=character] [Missing=*]
<b>Statistics [NW/ W]</b>	[Valid=71658 /-] [Invalid=0 /-]

Value	Label	Cases	Percentage
0	Less than 1 year	2569	3.6%
1	Completed 1 year	2957	4.1%
2	Completed 2 years	4439	6.2%
3	Completed 3 years	3737	5.2%
4	Completed 4 years	3982	5.6%
5	Completed 5 years	6332	8.8%
6	Completed 6 years	2731	3.8%
7	Completed 7 years	1872	2.6%
8	Completed 8 years	2463	3.4%
9	Completed 9 years or more	40576	56.6%

Warning: these figures indicate the number of cases found in the data file. They cannot be interpreted as summary statistics of the population of interest.

### # REGISN: REGISTRATION CODE

<b>Information</b>	[Type= discrete] [Format=character] [Missing=*]
<b>Statistics [NW/ W]</b>	[Valid=71658 /-] [Invalid=0 /-]

Value	Label	Cases	Percentage
00		67336	94.0%
01		82	0.1%
02		495	0.7%
03		16	0.0%
04		3	0.0%
05		64	0.1%
06		6	0.0%
07		4	0.0%
08		7	0.0%
09		47	0.1%
11		240	0.3%
12		102	0.1%
13		1	0.0%
15		2	0.0%
22		3216	4.5%



## File : 06 Goa

### # REGISN: REGISTRATION CODE

Value	Label	Cases	Percentage
23		3	0.0%
24		1	0.0%
25		4	0.0%
28		2	0.0%
33		8	0.0%
34		2	0.0%
44		4	0.0%
55		10	0.0%
66		1	0.0%
68		1	0.0%
77		1	0.0%

Warning: these figures indicate the number of cases found in the data file. They cannot be interpreted as summary statistics of the population of interest.

### # SOF: SOURCE OF FINANCE

<b>Information</b>	[Type= discrete] [Format=character] [Missing=*]		
<b>Statistics [NW/ W]</b>	[Valid=71658 /-] [Invalid=0 /-]		
Value	Label	Cases	Percentage
1	Assistance under IRDP	276	0.4%
2	Assistance under other poverty alleviation programs(TRYSEM/DWCARA/toll kits)	350	0.5%
3	Borrowing from institutions	7543	10.5%
4	Borrowing from non-institutions	1326	1.9%
5	Self financing	48308	67.4%
6	Others	13855	19.3%

Warning: these figures indicate the number of cases found in the data file. They cannot be interpreted as summary statistics of the population of interest.

### # T\_ADULT\_M: TOTAL ADULT MALE

<b>Information</b>	[Type= discrete] [Format=character] [Missing=*]		
<b>Statistics [NW/ W]</b>	[Valid=71658 /-] [Invalid=0 /-]		
Value	Label	Cases	Percentage
00000		8008	11.2%
00001		40685	56.8%
00002		10260	14.3%
00003		4156	5.8%
00004		2456	3.4%
00005		1506	2.1%
00006		963	1.3%
00007		536	0.7%
00008		458	0.6%
00009		303	0.4%
00010		358	0.5%
00011		210	0.3%
00012		191	0.3%
00013		111	0.2%

**File : 06 Goa**

**# T\_ADULT\_M: TOTAL ADULT MALE**

Value	Label	Cases	Percentage
00014		94	0.1%
00015		153	0.2%
00016		87	0.1%
00017		74	0.1%
00018		62	0.1%
00019		65	0.1%
00020		108	0.2%
00021		51	0.1%
00022		48	0.1%
00023		41	0.1%
00024		37	0.1%
00025		53	0.1%
00026		42	0.1%
00027		29	0.0%
00028		28	0.0%
00029		29	0.0%
00030		32	0.0%
00031		21	0.0%
00032		13	0.0%
00033		20	0.0%
00034		15	0.0%
00035		22	0.0%
00036		18	0.0%
00037		12	0.0%
00038		7	0.0%
00039		6	0.0%
00040		21	0.0%
00041		13	0.0%
00042		7	0.0%
00043		9	0.0%
00044		11	0.0%
00045		12	0.0%
00046		10	0.0%
00047		8	0.0%
00048		7	0.0%
00049		4	0.0%
00050		13	0.0%
00051		5	0.0%
00052		8	0.0%
00053		4	0.0%
00054		3	0.0%
00055		5	0.0%
00056		4	0.0%

## File : 06 Goa

### # T\_ADULT\_M: TOTAL ADULT MALE

Value	Label	Cases	Percentage
00057		4	0.0%
00058		4	0.0%
00059		1	0.0%
00060		8	0.0%
00061		3	0.0%
00062		3	0.0%
00063		2	0.0%
00064		7	0.0%
00065		6	0.0%
00066		2	0.0%
00067		1	0.0%
00068		3	0.0%
00069		3	0.0%
00070		12	0.0%
00071		2	0.0%
00072		5	0.0%
00073		6	0.0%
00074		2	0.0%
00075		4	0.0%
00076		5	0.0%
00077		3	0.0%
00078		2	0.0%
00079		6	0.0%
00080		2	0.0%
00081		6	0.0%
00082		6	0.0%
00083		7	0.0%
00084		1	0.0%
00085		5	0.0%
00086		3	0.0%
00087		2	0.0%
00088		2	0.0%
00090		7	0.0%
00091		3	0.0%
00093		3	0.0%
00095		2	0.0%
00096		1	0.0%
00098		1	0.0%
00100		1	0.0%

Warning: these figures indicate the number of cases found in the data file. They cannot be interpreted as summary statistics of the population of interest.

### # T\_ADULT\_F: TOTAL ADULT FEMALE

<b>Information</b>	[Type= discrete] [Format=character] [Missing=*]
<b>Statistics [NW/ W]</b>	[Valid=71658 /-] [Invalid=0 /-]

# File : 06 Goa

## # T\_ADULT\_F: TOTAL ADULT FEMALE

Value	Label	Cases	Percentage
00000		47717	66.6%
00001		16348	22.8%
00002		3571	5.0%
00003		1211	1.7%
00004		718	1.0%
00005		475	0.7%
00006		295	0.4%
00007		193	0.3%
00008		184	0.3%
00009		109	0.2%
00010		142	0.2%
00011		55	0.1%
00012		70	0.1%
00013		58	0.1%
00014		39	0.1%
00015		63	0.1%
00016		32	0.0%
00017		36	0.1%
00018		34	0.0%
00019		13	0.0%
00020		45	0.1%
00021		20	0.0%
00022		26	0.0%
00023		15	0.0%
00024		17	0.0%
00025		17	0.0%
00026		14	0.0%
00027		5	0.0%
00028		10	0.0%
00029		9	0.0%
00030		16	0.0%
00031		6	0.0%
00032		6	0.0%
00033		6	0.0%
00034		2	0.0%
00035		6	0.0%
00036		7	0.0%
00037		5	0.0%
00038		4	0.0%
00039		4	0.0%
00040		7	0.0%
00041		1	0.0%
00042		1	0.0%

## File : 06 Goa

### # T\_ADULT\_F: TOTAL ADULT FEMALE

Value	Label	Cases	Percentage
00045		2	0.0%
00046		2	0.0%
00047		2	0.0%
00050		10	0.0%
00051		2	0.0%
00052		4	0.0%
00054		1	0.0%
00055		4	0.0%
00056		1	0.0%
00057		1	0.0%
00058		1	0.0%
00059		3	0.0%
00060		5	0.0%
00061		1	0.0%
00062		1	0.0%
00065		1	0.0%
00069		1	0.0%
00070		2	0.0%
00074		1	0.0%
00077		1	0.0%

Warning: these figures indicate the number of cases found in the data file. They cannot be interpreted as summary statistics of the population of interest.

### # T\_CHILD\_M: TOTAL CHIELD MALE

<b>Information</b>	[Type= discrete] [Format=character] [Missing=*]
<b>Statistics [NW/ W]</b>	[Valid=71658 /-] [Invalid=0 /-]

Value	Label	Cases	Percentage
00000		70836	98.9%
00001		540	0.8%
00002		171	0.2%
00003		49	0.1%
00004		25	0.0%
00005		13	0.0%
00006		6	0.0%
00007		4	0.0%
00008		2	0.0%
00009		1	0.0%
00010		3	0.0%
00011		1	0.0%
00012		2	0.0%
00013		1	0.0%
00015		2	0.0%
00018		2	0.0%

Warning: these figures indicate the number of cases found in the data file. They cannot be interpreted as summary statistics of the population of interest.

## File : 06 Goa

### # T\_CHILD\_F: TOTAL CHIELD FEMALE

**Information** [Type= discrete] [Format=character] [Missing=\*]

**Statistics [NW/ W]** [Valid=71658 /-] [Invalid=0 /-]

Value	Label	Cases	Percentage
00000		71213	99.4%
00001		309	0.4%
00002		61	0.1%
00003		29	0.0%
00004		10	0.0%
00005		4	0.0%
00006		3	0.0%
00007		4	0.0%
00008		1	0.0%
00009		3	0.0%
00010		6	0.0%
00012		3	0.0%
00013		2	0.0%
00016		1	0.0%
00017		3	0.0%
00019		2	0.0%
00020		1	0.0%
00025		2	0.0%
00026		1	0.0%

*Warning: these figures indicate the number of cases found in the data file. They cannot be interpreted as summary statistics of the population of interest.*

### # TOT: TOTAL OF TOTAL

**Information** [Type= discrete] [Format=character] [Missing=\*]

**Statistics [NW/ W]** [Valid=71658 /-] [Invalid=0 /-]

Value	Label	Cases	Percentage
00001		38107	53.2%
00002		16374	22.9%
00003		5566	7.8%
00004		3127	4.4%
00005		1925	2.7%
00006		1255	1.8%
00007		772	1.1%
00008		635	0.9%
00009		478	0.7%
00010		473	0.7%
00011		274	0.4%
00012		254	0.4%
00013		159	0.2%
00014		143	0.2%
00015		192	0.3%
00016		136	0.2%

**File : 06 Goa****# TOT: TOTAL OF TOTAL**

<b>Value</b>	<b>Label</b>	<b>Cases</b>	<b>Percentage</b>
00017		98	0.1%
00018		100	0.1%
00019		87	0.1%
00020		115	0.2%
00021		85	0.1%
00022		69	0.1%
00023		74	0.1%
00024		61	0.1%
00025		103	0.1%
00026		52	0.1%
00027		44	0.1%
00028		42	0.1%
00029		29	0.0%
00030		59	0.1%
00031		39	0.1%
00032		26	0.0%
00033		32	0.0%
00034		31	0.0%
00035		40	0.1%
00036		19	0.0%
00037		26	0.0%
00038		16	0.0%
00039		16	0.0%
00040		33	0.0%
00041		20	0.0%
00042		18	0.0%
00043		15	0.0%
00044		16	0.0%
00045		20	0.0%
00046		15	0.0%
00047		9	0.0%
00048		12	0.0%
00049		13	0.0%
00050		22	0.0%
00051		16	0.0%
00052		15	0.0%
00053		9	0.0%
00054		7	0.0%
00055		6	0.0%
00056		5	0.0%
00057		6	0.0%
00058		15	0.0%
00059		5	0.0%

## File : 06 Goa

### # TOT: TOTAL OF TOTAL

Value	Label	Cases	Percentage
00060		16	0.0%
00061		8	0.0%
00062		10	0.0%
00063		6	0.0%
00064		4	0.0%
00065		4	0.0%
00066		2	0.0%
00067		3	0.0%
00068		8	0.0%
00069		5	0.0%
00070		15	0.0%
00071		3	0.0%
00072		4	0.0%
00073		2	0.0%
00074		4	0.0%
00075		7	0.0%
00076		5	0.0%
00077		8	0.0%
00078		7	0.0%
00079		4	0.0%
00080		12	0.0%
00081		7	0.0%
00082		2	0.0%
00083		5	0.0%
00084		7	0.0%
00085		10	0.0%
00086		2	0.0%
00087		5	0.0%
00088		4	0.0%
00089		4	0.0%
00090		12	0.0%
00091		9	0.0%
00092		8	0.0%
00093		6	0.0%
00094		5	0.0%
00095		7	0.0%
00096		3	0.0%
00097		3	0.0%
00098		2	0.0%
00099		5	0.0%
00100		5	0.0%

*Warning: these figures indicate the number of cases found in the data file. They cannot be interpreted as summary statistics of the population of interest.*



# File : 06 Goa

## # H\_ADULT\_M: HIRED ADULT MALE

**Information** [Type= discrete] [Format=character] [Missing=\*]

**Statistics [NW/ W]** [Valid=71658 /-] [Invalid=0 /-]

Value	Label	Cases	Percentage
00000		49340	68.9%
00001		8535	11.9%
00002		4989	7.0%
00003		2339	3.3%
00004		1617	2.3%
00005		971	1.4%
00006		657	0.9%
00007		435	0.6%
00008		362	0.5%
00009		266	0.4%
00010		321	0.4%
00011		163	0.2%
00012		179	0.2%
00013		88	0.1%
00014		112	0.2%
00015		128	0.2%
00016		73	0.1%
00017		68	0.1%
00018		69	0.1%
00019		58	0.1%
00020		115	0.2%
00021		41	0.1%
00022		43	0.1%
00023		36	0.1%
00024		41	0.1%
00025		48	0.1%
00026		36	0.1%
00027		29	0.0%
00028		29	0.0%
00029		26	0.0%
00030		37	0.1%
00031		15	0.0%
00032		11	0.0%
00033		19	0.0%
00034		19	0.0%
00035		23	0.0%
00036		14	0.0%
00037		11	0.0%
00038		5	0.0%
00039		12	0.0%
00040		20	0.0%

**File : 06 Goa****# H\_ADULT\_M: HIRED ADULT MALE**

<b>Value</b>	<b>Label</b>	<b>Cases</b>	<b>Percentage</b>
00041		9	0.0%
00042		8	0.0%
00043		7	0.0%
00044		10	0.0%
00045		14	0.0%
00046		8	0.0%
00047		8	0.0%
00048		6	0.0%
00049		6	0.0%
00050		11	0.0%
00051		3	0.0%
00052		9	0.0%
00053		3	0.0%
00054		5	0.0%
00055		4	0.0%
00056		3	0.0%
00057		5	0.0%
00058		3	0.0%
00059		2	0.0%
00060		8	0.0%
00061		3	0.0%
00062		3	0.0%
00063		3	0.0%
00064		6	0.0%
00065		6	0.0%
00066		2	0.0%
00067		1	0.0%
00068		3	0.0%
00069		4	0.0%
00070		11	0.0%
00071		2	0.0%
00072		5	0.0%
00073		6	0.0%
00074		3	0.0%
00075		2	0.0%
00076		5	0.0%
00077		3	0.0%
00078		4	0.0%
00079		5	0.0%
00080		2	0.0%
00081		4	0.0%
00082		8	0.0%
00083		5	0.0%

## File : 06 Goa

### # H\_ADULT\_M: HIRED ADULT MALE

Value	Label	Cases	Percentage
00084		2	0.0%
00085		5	0.0%
00086		2	0.0%
00087		2	0.0%
00088		3	0.0%
00090		7	0.0%
00091		1	0.0%
00093		3	0.0%
00095		2	0.0%
00096		2	0.0%
00100		1	0.0%

Warning: these figures indicate the number of cases found in the data file. They cannot be interpreted as summary statistics of the population of interest.

### # H\_ADULT\_F: HIRED ADULT FEMALE

<b>Information</b>	[Type= discrete] [Format=character] [Missing=*]
<b>Statistics [NW/ W]</b>	[Valid=71658 /-] [Invalid=0 /-]

Value	Label	Cases	Percentage
00000		61559	85.9%
00001		4048	5.6%
00002		2468	3.4%
00003		974	1.4%
00004		625	0.9%
00005		433	0.6%
00006		280	0.4%
00007		177	0.2%
00008		171	0.2%
00009		102	0.1%
00010		140	0.2%
00011		50	0.1%
00012		70	0.1%
00013		57	0.1%
00014		39	0.1%
00015		61	0.1%
00016		34	0.0%
00017		34	0.0%
00018		34	0.0%
00019		13	0.0%
00020		42	0.1%
00021		20	0.0%
00022		26	0.0%
00023		17	0.0%
00024		15	0.0%
00025		17	0.0%
00026		16	0.0%

## File : 06 Goa

### # H\_ADULT\_F: HIRED ADULT FEMALE

Value	Label	Cases	Percentage
00027		5	0.0%
00028		11	0.0%
00029		8	0.0%
00030		15	0.0%
00031		6	0.0%
00032		5	0.0%
00033		6	0.0%
00034		2	0.0%
00035		5	0.0%
00036		7	0.0%
00037		5	0.0%
00038		4	0.0%
00039		4	0.0%
00040		8	0.0%
00042		1	0.0%
00045		2	0.0%
00046		2	0.0%
00047		2	0.0%
00050		9	0.0%
00051		2	0.0%
00052		4	0.0%
00054		1	0.0%
00055		4	0.0%
00056		1	0.0%
00057		1	0.0%
00058		1	0.0%
00059		3	0.0%
00060		5	0.0%
00061		1	0.0%
00062		1	0.0%
00065		1	0.0%
00067		1	0.0%
00070		2	0.0%
00077		1	0.0%

Warning: these figures indicate the number of cases found in the data file. They cannot be interpreted as summary statistics of the population of interest.

### # H\_CHILD\_M: HIRED CHIELD MALE

<b>Information</b>	[Type= discrete] [Format=character] [Missing=*]		
<b>Statistics [NW/ W]</b>	[Valid=71658 /-] [Invalid=0 /-]		
Value	Label	Cases	Percentage
00000		71166	99.3%
00001		277	0.4%
00002		122	0.2%
00003		35	0.0%

## File : 06 Goa

### # H\_CHILD\_M: HIRED CHIELD MALE

Value	Label	Cases	Percentage
00004		23	0.0%
00005		12	0.0%
00006		6	0.0%
00007		4	0.0%
00008		2	0.0%
00009		1	0.0%
00010		2	0.0%
00011		1	0.0%
00012		2	0.0%
00013		1	0.0%
00015		2	0.0%
00018		2	0.0%

*Warning: these figures indicate the number of cases found in the data file. They cannot be interpreted as summary statistics of the population of interest.*

### # H\_CHILD\_F: HIRED CHIELD FEMALE

<b>Information</b>	[Type= discrete] [Format=character] [Missing=*]
<b>Statistics [NW/ W]</b>	[Valid=71658 /-] [Invalid=0 /-]

Value	Label	Cases	Percentage
00000		71427	99.7%
00001		122	0.2%
00002		45	0.1%
00003		23	0.0%
00004		10	0.0%
00005		4	0.0%
00006		3	0.0%
00007		4	0.0%
00008		1	0.0%
00009		2	0.0%
00010		4	0.0%
00012		3	0.0%
00013		1	0.0%
00016		1	0.0%
00017		3	0.0%
00019		2	0.0%
00020		1	0.0%
00025		2	0.0%

*Warning: these figures indicate the number of cases found in the data file. They cannot be interpreted as summary statistics of the population of interest.*

### # T\_HIRED: TOTAL OF HIRED

<b>Information</b>	[Type= discrete] [Format=character] [Missing=*]
<b>Statistics [NW/ W]</b>	[Valid=71658 /-] [Invalid=0 /-]

Value	Label	Cases	Percentage
00000		45814	63.9%
00001		8479	11.8%

**File : 06 Goa**

**# T\_HIRED: TOTAL OF HIRED**

Value	Label	Cases	Percentage
00002		6121	8.5%
00003		2764	3.9%
00004		1830	2.6%
00005		1239	1.7%
00006		822	1.1%
00007		591	0.8%
00008		525	0.7%
00009		384	0.5%
00010		381	0.5%
00011		203	0.3%
00012		217	0.3%
00013		142	0.2%
00014		154	0.2%
00015		158	0.2%
00016		123	0.2%
00017		90	0.1%
00018		95	0.1%
00019		69	0.1%
00020		128	0.2%
00021		69	0.1%
00022		66	0.1%
00023		69	0.1%
00024		65	0.1%
00025		99	0.1%
00026		45	0.1%
00027		38	0.1%
00028		38	0.1%
00029		37	0.1%
00030		64	0.1%
00031		25	0.0%
00032		27	0.0%
00033		32	0.0%
00034		28	0.0%
00035		40	0.1%
00036		20	0.0%
00037		22	0.0%
00038		17	0.0%
00039		17	0.0%
00040		39	0.1%
00041		11	0.0%
00042		17	0.0%
00043		19	0.0%
00044		14	0.0%

**File : 06 Goa**

**# T\_HIRED: TOTAL OF HIRED**

Value	Label	Cases	Percentage
00045		24	0.0%
00046		10	0.0%
00047		8	0.0%
00048		14	0.0%
00049		10	0.0%
00050		25	0.0%
00051		13	0.0%
00052		14	0.0%
00053		7	0.0%
00054		6	0.0%
00055		6	0.0%
00056		6	0.0%
00057		5	0.0%
00058		15	0.0%
00059		8	0.0%
00060		13	0.0%
00061		11	0.0%
00062		10	0.0%
00063		3	0.0%
00064		4	0.0%
00065		6	0.0%
00066		1	0.0%
00067		5	0.0%
00068		7	0.0%
00069		4	0.0%
00070		12	0.0%
00071		3	0.0%
00072		5	0.0%
00073		1	0.0%
00074		5	0.0%
00075		8	0.0%
00076		6	0.0%
00077		7	0.0%
00078		6	0.0%
00079		5	0.0%
00080		12	0.0%
00081		6	0.0%
00082		1	0.0%
00083		5	0.0%
00084		8	0.0%
00085		8	0.0%
00086		3	0.0%
00087		4	0.0%

## File : 06 Goa

### # T\_HIRED: TOTAL OF HIRED

Value	Label	Cases	Percentage
00088		4	0.0%
00089		5	0.0%
00090		14	0.0%
00091		6	0.0%
00092		8	0.0%
00093		6	0.0%
00094		5	0.0%
00095		6	0.0%
00096		4	0.0%
00097		4	0.0%
00098		1	0.0%
00099		6	0.0%
00100		2	0.0%

Warning: these figures indicate the number of cases found in the data file. They cannot be interpreted as summary statistics of the population of interest.

### # REMAKS: REMARKS

<b>Information</b>	[Type= discrete] [Format=character] [Missing=*]
<b>Statistics [NW/ W]</b>	[Valid=71658 /-] [Invalid=0 /-]

Value	Label	Cases	Percentage
000		71638	100.0%
008		5	0.0%
019		7	0.0%
030		1	0.0%
043		5	0.0%
051		1	0.0%
348		1	0.0%

Warning: these figures indicate the number of cases found in the data file. They cannot be interpreted as summary statistics of the population of interest.

### # TYPE\_ENTERP: TYPE OF ENTERPRISE

<b>Information</b>	[Type= discrete] [Format=character] [Missing=*]
<b>Statistics [NW/ W]</b>	[Valid=71658 /-] [Invalid=0 /-]

Value	Label	Cases	Percentage
1		45814	63.9%
2		19478	27.2%
3		6366	8.9%

Warning: these figures indicate the number of cases found in the data file. They cannot be interpreted as summary statistics of the population of interest.

### # MAJOR\_ACT: MAJOR ACTIVITY CODE

<b>Information</b>	[Type= discrete] [Format=character] [Missing=*]
<b>Statistics [NW/ W]</b>	[Valid=71658 /-] [Invalid=0 /-]

Value	Label	Cases	Percentage
01		2299	3.2%
02		1177	1.6%
04		353	0.5%



## File : 06 Goa

### # MAJOR\_ACT: MAJOR ACTIVITY CODE

Value	Label	Cases	Percentage
05		12728	17.8%
06		102	0.1%
07		1394	1.9%
08		898	1.3%
09		25907	36.2%
10		3733	5.2%
11		5649	7.9%
12		232	0.3%
13		990	1.4%
14		2701	3.8%
15		13495	18.8%

Warning: these figures indicate the number of cases found in the data file. They cannot be interpreted as summary statistics of the population of interest.

### # SIZE\_EMP1: SIZE OF EMPLOYMENT CODE-

<b>Information</b>	[Type= discrete] [Format=character] [Missing=*]
<b>Statistics [NW/ W]</b>	[Valid=71658 /-] [Invalid=0 /-]

Value	Label	Cases	Percentage
1	Employee size 0 to 1	38107	53.2%
2	Employee size 2	16374	22.9%
3	Employee size 3	5566	7.8%
4	Employee size 4	3127	4.4%
5	Employee size 5	1925	2.7%
6	Employee size 6 to 9	3140	4.4%
7	Employee size >9	3419	4.8%

Warning: these figures indicate the number of cases found in the data file. They cannot be interpreted as summary statistics of the population of interest.

### # SIZE\_EMP2: SIZE OF EMPLOYMENT CODE-

<b>Information</b>	[Type= discrete] [Format=character] [Missing=*]
<b>Statistics [NW/ W]</b>	[Valid=71658 /-] [Invalid=0 /-]

Value	Label	Cases	Percentage
01	Employee size 0 to 1	38107	53.2%
02	Employee size 2	16374	22.9%
03	Employee size 3	5566	7.8%
04	Employee size 4	3127	4.4%
05	Employee size 5	1925	2.7%
07	Employee size 6 to 9	3140	4.4%
08	Employee size 10 to 14	1303	1.8%
09	Employee size 15 to 19	613	0.9%
10	Employee size 20 to 24	404	0.6%
11	Employee size 25 to 49	745	1.0%
12	Employee size 50 to 99	349	0.5%
13	Employee size 100 to 199	5	0.0%
14	Employee size 200 to 499	0	
15	Employee size >=500	0	

## File : 06 Goa

### # SIZE\_EMP2: SIZE OF EMPLOYMENT CODE-

*Warning: these figures indicate the number of cases found in the data file. They cannot be interpreted as summary statistics of the population of interest.*

### # FITTER: FILLER

**Information** [Type= discrete] [Format=character] [Missing=\*]

**Statistics [NW/ W]** [Valid=71658 /-] [Invalid=0 /-]

Value	Label	Cases	Percentage
0		71658	100.0%

*Warning: these figures indicate the number of cases found in the data file. They cannot be interpreted as summary statistics of the population of interest.*

## File : 07 Gujarat

### # FILE\_ID: FILE-ID

**Information** [Type= discrete] [Format=character] [Missing=\*]

**Statistics [NW/ W]** [Valid=1914576 /-] [Invalid=0 /-]

Value	Label	Cases	Percentage
EC98AD		1914576	100.0%

*Warning: these figures indicate the number of cases found in the data file. They cannot be interpreted as summary statistics of the population of interest.*

### # ID\_NO: IDENTIFICATION NO (ID NO)

**Information** [Type= discrete] [Format=character] [Missing=\*]

**Statistics [NW/ W]** [Valid=1914576 /-] [Invalid=0 /-]

### # ST: STATE CODE

**Information** [Type= discrete] [Format=character] [Missing=\*]

**Statistics [NW/ W]** [Valid=1914576 /-] [Invalid=0 /-]

Value	Label	Cases	Percentage
07	Gujarat	1914576	100.0%

*Warning: these figures indicate the number of cases found in the data file. They cannot be interpreted as summary statistics of the population of interest.*

### # DT: DISTRICT CODE

**Information** [Type= discrete] [Format=character] [Missing=\*]

**Statistics [NW/ W]** [Valid=1914576 /-] [Invalid=0 /-]

Value	Label	Cases	Percentage
01	JAMNAGAR	66355	3.5%
02	RAJKOT	116515	6.1%
03	SURINDRA NAGAR	55767	2.9%
04	BHAVNAGAR	77362	4.0%
05	AMRELI	43838	2.3%
06	JUNAGARH	75210	3.9%
07	PORBANDAR	19669	1.0%
08	KACHCHH	45673	2.4%
09	BANASKANTHA	81885	4.3%
10	PATAN	52626	2.7%
11	MAHESANA	130137	6.8%
12	SABARKANTHA	124283	6.5%
13	GANDHI NAGAR	51086	2.7%
14	AHMEDABAD	229444	12.0%
15	KHEDA	126087	6.6%
16	ANAND	127474	6.7%
17	GODHARA(PMS)	40798	2.1%
18	DOHAD	23770	1.2%
19	VADODARA	105659	5.5%
20	BHARUCH	56103	2.9%
21	NARMADA	14636	0.8%
22	SURAT	183094	9.6%
23	NAVASARI	29626	1.5%
24	VALSAD	33200	1.7%

## File : 07 Gujarat

### # DT: DISTRICT CODE

Value	Label	Cases	Percentage
25	DANGS	4279	0.2%

*Warning: these figures indicate the number of cases found in the data file. They cannot be interpreted as summary statistics of the population of interest.*

### # TEH: TEHSIL CODE

<b>Information</b>	[Type= discrete] [Format=character] [Missing=*]
--------------------	---

<b>Statistics [NW/ W]</b>	[Valid=1914576 /-] [Invalid=0 /-]
---------------------------	-----------------------------------

Value	Label	Cases	Percentage
000		711400	37.2%
001		188148	9.8%
002		126003	6.6%
003		143404	7.5%
004		90606	4.7%
005		143223	7.5%
006		102374	5.3%
007		85063	4.4%
008		79837	4.2%
009		58780	3.1%
010		55236	2.9%
011		46322	2.4%
012		25944	1.4%
013		17947	0.9%
014		23733	1.2%
015		2824	0.1%
016		19	0.0%
017		15	0.0%
018		863	0.0%
020		54	0.0%
028		4933	0.3%
029		24	0.0%
037		1504	0.1%
047		565	0.0%
058		2682	0.1%
106		17	0.0%
118		66	0.0%
128		2990	0.2%

*Warning: these figures indicate the number of cases found in the data file. They cannot be interpreted as summary statistics of the population of interest.*

### # CD\_BLOCK: CD BLOCK

<b>Information</b>	[Type= discrete] [Format=character] [Missing=*]
--------------------	---

<b>Statistics [NW/ W]</b>	[Valid=1914576 /-] [Invalid=0 /-]
---------------------------	-----------------------------------

Value	Label	Cases	Percentage
00		765850	40.0%
01		185204	9.7%
02		124209	6.5%

## File : 07 Gujarat

### # CD\_BLOCK: CD BLOCK

Value	Label	Cases	Percentage
03		139963	7.3%
04		86053	4.5%
05		124827	6.5%
06		92500	4.8%
07		84409	4.4%
08		82211	4.3%
09		58885	3.1%
10		54117	2.8%
11		46004	2.4%
12		25154	1.3%
13		18035	0.9%
14		22852	1.2%
15		2770	0.1%
18		198	0.0%
20		169	0.0%
21		562	0.0%
22		39	0.0%
26		11	0.0%
28		49	0.0%
30		53	0.0%
31		48	0.0%
32		34	0.0%
33		27	0.0%
34		137	0.0%
35		111	0.0%
36		47	0.0%
37		12	0.0%
38		6	0.0%
39		29	0.0%
40		1	0.0%

Warning: these figures indicate the number of cases found in the data file. They cannot be interpreted as summary statistics of the population of interest.

### # SECTOR: SECTOR CODE

<b>Information</b>	[Type= discrete] [Format=character] [Missing=*]		
<b>Statistics [NW/ W]</b>	[Valid=1914576 /-] [Invalid=0 /-]		
Value	Label	Cases	Percentage
1	Rural	1084442	56.6%
2	Urban	830134	43.4%

Warning: these figures indicate the number of cases found in the data file. They cannot be interpreted as summary statistics of the population of interest.

### # V\_C: VILLAGE CODE

<b>Information</b>	[Type= discrete] [Format=character] [Missing=*]
<b>Statistics [NW/ W]</b>	[Valid=1914576 /-] [Invalid=0 /-]

## File : 07 Gujarat

### # V\_C: VILLAGE CODE

Value	Label	Cases	Percentage
001		15198	0.8%
002		14945	0.8%
003		15098	0.8%
004		14651	0.8%
005		13772	0.7%
006		14516	0.8%
007		17373	0.9%
008		16300	0.9%
009		20010	1.0%
010		17488	0.9%
011		17125	0.9%
012		15974	0.8%
013		14809	0.8%
014		17933	0.9%
015		17781	0.9%
016		49493	2.6%
017		35635	1.9%
018		32279	1.7%
019		14907	0.8%
020		14034	0.7%
021		14219	0.7%
022		14148	0.7%
023		15994	0.8%
024		17303	0.9%
025		15271	0.8%
026		12728	0.7%
027		28215	1.5%
028		53891	2.8%
029		160341	8.4%
030		15620	0.8%
031		13804	0.7%
032		15457	0.8%
033		13553	0.7%
034		14236	0.7%
035		15223	0.8%
036		24736	1.3%
037		45688	2.4%
038		43746	2.3%
039		15578	0.8%
040		11495	0.6%
041		12692	0.7%
042		12884	0.7%
043		13467	0.7%

## File : 07 Gujarat

### # V\_C: VILLAGE CODE

Value	Label	Cases	Percentage
044		12334	0.6%
045		10861	0.6%
046		16182	0.8%
047		20388	1.1%
048		31182	1.6%
049		10499	0.5%
050		10468	0.5%
051		11869	0.6%
052		9548	0.5%
053		8632	0.5%
054		9918	0.5%
055		9318	0.5%
056		13571	0.7%
057		19443	1.0%
058		37264	1.9%
059		9662	0.5%
060		6546	0.3%
061		7844	0.4%
062		8198	0.4%
063		7082	0.4%
064		8528	0.4%
065		8543	0.4%
066		5931	0.3%
067		28103	1.5%
068		29371	1.5%
069		6664	0.3%
070		5913	0.3%
071		5426	0.3%
072		4062	0.2%
073		5196	0.3%
074		6058	0.3%
075		5303	0.3%
076		5979	0.3%
077		24328	1.3%
078		18437	1.0%
079		3293	0.2%
080		5002	0.3%
081		4453	0.2%
082		3429	0.2%
083		4349	0.2%
084		4540	0.2%
085		3736	0.2%
086		4019	0.2%

## File : 07 Gujarat

### # V\_C: VILLAGE CODE

Value	Label	Cases	Percentage
087		31491	1.6%
088		30562	1.6%
089		3529	0.2%
090		2633	0.1%
091		3427	0.2%
092		2441	0.1%
093		3191	0.2%
094		3178	0.2%
095		2586	0.1%
096		92572	4.8%
097		6428	0.3%
098		15154	0.8%
099		1910	0.1%
100		1779	0.1%
101		2807	0.1%
102		2163	0.1%
103		1594	0.1%
104		1494	0.1%
105		15406	0.8%
106		41122	2.1%
107		1786	0.1%
108		10609	0.6%
109		2093	0.1%
110		1672	0.1%
111		1841	0.1%
112		1963	0.1%
113		1971	0.1%
114		2135	0.1%
115		1325	0.1%
116		1189	0.1%
117		5101	0.3%
118		14740	0.8%
119		996	0.1%
120		1547	0.1%
121		1842	0.1%
122		1230	0.1%
123		1658	0.1%
124		1377	0.1%
125		776	0.0%
126		1790	0.1%
127		2338	0.1%
128		8229	0.4%
129		1162	0.1%



## File : 07 Gujarat

### # V\_C: VILLAGE CODE

Value	Label	Cases	Percentage
130		782	0.0%
131		1416	0.1%
132		874	0.0%
133		816	0.0%
134		711	0.0%
135		522	0.0%
136		1037	0.1%
137		2089	0.1%
138		4218	0.2%
139		493	0.0%
140		632	0.0%
141		604	0.0%
142		476	0.0%
143		552	0.0%
144		508	0.0%
145		558	0.0%
146		1001	0.1%
147		485	0.0%
148		6024	0.3%
149		548	0.0%
150		427	0.0%
151		524	0.0%
152		826	0.0%
153		285	0.0%
154		385	0.0%
155		267	0.0%
156		744	0.0%
157		225	0.0%
158		4896	0.3%
159		95	0.0%
160		173	0.0%
161		109	0.0%
162		143	0.0%
163		213	0.0%
164		74	0.0%
165		222	0.0%
166		156	0.0%
167		138	0.0%
168		3858	0.2%
169		78	0.0%
170		205	0.0%
171		103	0.0%
172		81	0.0%

## File : 07 Gujarat

### # V\_C: VILLAGE CODE

Value	Label	Cases	Percentage
173		191	0.0%
174		113	0.0%
175		187	0.0%
176		48	0.0%
177		5733	0.3%
178		1959	0.1%
179		158	0.0%
180		86	0.0%
181		74	0.0%
182		162	0.0%
183		106	0.0%
184		98	0.0%
185		78	0.0%
186		25	0.0%
187		445	0.0%
188		2325	0.1%
189		114	0.0%
190		44	0.0%
191		46	0.0%
192		30	0.0%
193		101	0.0%
194		94	0.0%
195		163	0.0%
196		244	0.0%
197		571	0.0%
198		355	0.0%
199		65	0.0%
200		183	0.0%
201		123	0.0%
202		60	0.0%
203		49	0.0%
204		19	0.0%
205		21	0.0%
206		33	0.0%
207		52091	2.7%
208		1623	0.1%
209		84	0.0%
210		19	0.0%
211		102	0.0%
212		78	0.0%
213		698	0.0%
214		50	0.0%
215		425	0.0%

## File : 07 Gujarat

### # V\_C: VILLAGE CODE

Value	Label	Cases	Percentage
216		22	0.0%
217		14	0.0%
218		1692	0.1%
219		4	0.0%
220		14	0.0%
221		6	0.0%
222		24	0.0%
223		80	0.0%
224		6	0.0%
225		4	0.0%
226		11	0.0%
227		471	0.0%
228		3550	0.2%
229		4	0.0%
230		36	0.0%
231		5	0.0%
232		3	0.0%
233		7	0.0%
234		3	0.0%
235		22	0.0%
236		5	0.0%
237		19	0.0%
238		2	0.0%
239		1	0.0%
240		22	0.0%
241		1	0.0%
242		5	0.0%
243		1	0.0%
244		3	0.0%
245		1	0.0%
246		10	0.0%
247		3	0.0%
248		3308	0.2%
249		5	0.0%
250		4	0.0%
251		3	0.0%
252		6	0.0%
253		3	0.0%
254		3	0.0%
257		2	0.0%
258		3	0.0%
259		854	0.0%
260		4	0.0%

**File : 07 Gujarat****# V\_C: VILLAGE CODE**

<b>Value</b>	<b>Label</b>	<b>Cases</b>	<b>Percentage</b>
261		2	0.0%
262		3	0.0%
263		8	0.0%
264		7	0.0%
265		1	0.0%
266		3	0.0%
267		5	0.0%
268		5	0.0%
269		6	0.0%
270		8	0.0%
271		6	0.0%
272		2	0.0%
273		8	0.0%
274		4	0.0%
275		7	0.0%
276		6	0.0%
277		2	0.0%
278		34	0.0%
279		1	0.0%
280		26	0.0%
281		9	0.0%
282		4	0.0%
283		2	0.0%
284		3	0.0%
285		1	0.0%
286		2	0.0%
287		7	0.0%
288		2	0.0%
289		44	0.0%
290		4	0.0%
291		4	0.0%
292		10	0.0%
293		3	0.0%
294		9	0.0%
295		16	0.0%
296		19	0.0%
297		6	0.0%
298		13	0.0%
299		9	0.0%
300		10	0.0%
301		7	0.0%
302		9	0.0%
303		11	0.0%

## File : 07 Gujarat

### # V\_C: VILLAGE CODE

Value	Label	Cases	Percentage
304		26	0.0%
305		9	0.0%
306		6	0.0%
307		16	0.0%
308		24	0.0%
309		136	0.0%

*Warning: these figures indicate the number of cases found in the data file. They cannot be interpreted as summary statistics of the population of interest.*

### # WARD: WARD CODE

**Information** [Type= discrete] [Format=character] [Missing=\*]

**Statistics [NW/ W]** [Valid=1914576 /-] [Invalid=0 /-]

Value	Label	Cases	Percentage
000		1853098	96.8%
001		26189	1.4%
002		7063	0.4%
003		2515	0.1%
004		2126	0.1%
005		1591	0.1%
006		2470	0.1%
007		1798	0.1%
008		2321	0.1%
009		1618	0.1%
010		1926	0.1%
011		2782	0.1%
012		1025	0.1%
013		560	0.0%
014		1397	0.1%
015		745	0.0%
016		556	0.0%
017		369	0.0%
018		68	0.0%
019		150	0.0%
020		94	0.0%
021		150	0.0%
022		47	0.0%
023		145	0.0%
024		133	0.0%
025		12	0.0%
026		107	0.0%
027		179	0.0%
028		83	0.0%
029		188	0.0%
030		213	0.0%
031		29	0.0%

## File : 07 Gujarat

### # WARD: WARD CODE

Value	Label	Cases	Percentage
032		122	0.0%
033		106	0.0%
034		42	0.0%
035		68	0.0%
036		141	0.0%
040		84	0.0%
043		10	0.0%
044		24	0.0%
046		7	0.0%
053		48	0.0%
055		46	0.0%
087		517	0.0%
102		89	0.0%
113		16	0.0%
114		7	0.0%
123		334	0.0%
130		130	0.0%
131		380	0.0%
151		46	0.0%
170		12	0.0%
200		8	0.0%
300		37	0.0%
400		1	0.0%
500		122	0.0%
611		94	0.0%
700		337	0.0%
980		1	0.0%

Warning: these figures indicate the number of cases found in the data file. They cannot be interpreted as summary statistics of the population of interest.

### # IV\_UNIT: IV UNIT

**Information** [Type= discrete] [Format=character] [Missing=\*]

**Statistics [NW/ W]** [Valid=1914576 /-] [Invalid=0 /-]

Value	Label	Cases	Percentage
000		1082070	56.5%
001		227885	11.9%
002		96404	5.0%
003		49883	2.6%
004		30277	1.6%
005		24502	1.3%
006		22114	1.2%
007		12729	0.7%
008		17914	0.9%
009		16797	0.9%
010		9932	0.5%

**File : 07 Gujarat****# IV\_UNIT: IV UNIT**

<b>Value</b>	<b>Label</b>	<b>Cases</b>	<b>Percentage</b>
011		10597	0.6%
012		9195	0.5%
013		9113	0.5%
014		8754	0.5%
015		6777	0.4%
016		7146	0.4%
017		5362	0.3%
018		4723	0.2%
019		5171	0.3%
020		4672	0.2%
021		9916	0.5%
022		4229	0.2%
023		6133	0.3%
024		4277	0.2%
025		4424	0.2%
026		2232	0.1%
027		4652	0.2%
028		4501	0.2%
029		4958	0.3%
030		3957	0.2%
031		3932	0.2%
032		3328	0.2%
033		3699	0.2%
034		2482	0.1%
035		2035	0.1%
036		3325	0.2%
037		2414	0.1%
038		8224	0.4%
039		6276	0.3%
040		3723	0.2%
041		3179	0.2%
042		1868	0.1%
043		2062	0.1%
044		2308	0.1%
045		2313	0.1%
046		2432	0.1%
047		2950	0.2%
048		1940	0.1%
049		1232	0.1%
050		2121	0.1%
051		2264	0.1%
052		2988	0.2%
053		1983	0.1%

**File : 07 Gujarat****# IV\_UNIT: IV UNIT**

<b>Value</b>	<b>Label</b>	<b>Cases</b>	<b>Percentage</b>
054		1954	0.1%
055		2414	0.1%
056		4034	0.2%
057		3412	0.2%
058		2219	0.1%
059		4539	0.2%
060		3785	0.2%
061		2301	0.1%
062		4851	0.3%
063		1554	0.1%
064		2693	0.1%
065		3120	0.2%
066		1771	0.1%
067		1710	0.1%
068		1056	0.1%
069		920	0.0%
070		1611	0.1%
071		1496	0.1%
072		1061	0.1%
073		1078	0.1%
074		730	0.0%
075		1986	0.1%
076		1796	0.1%
077		1628	0.1%
078		3403	0.2%
079		1241	0.1%
080		3323	0.2%
081		1516	0.1%
082		1392	0.1%
083		384	0.0%
084		998	0.1%
085		1704	0.1%
086		962	0.1%
087		964	0.1%
088		567	0.0%
089		762	0.0%
090		1124	0.1%
091		451	0.0%
092		416	0.0%
093		186	0.0%
094		550	0.0%
095		748	0.0%
096		314	0.0%



**File : 07 Gujarat****# IV\_UNIT: IV UNIT**

<b>Value</b>	<b>Label</b>	<b>Cases</b>	<b>Percentage</b>
097		448	0.0%
098		590	0.0%
099		1176	0.1%
100		496	0.0%
101		749	0.0%
102		649	0.0%
103		648	0.0%
104		283	0.0%
105		661	0.0%
106		714	0.0%
107		881	0.0%
108		487	0.0%
109		523	0.0%
110		581	0.0%
111		318	0.0%
112		550	0.0%
113		381	0.0%
114		688	0.0%
115		506	0.0%
116		724	0.0%
117		1005	0.1%
118		1001	0.1%
119		868	0.0%
120		524	0.0%
121		427	0.0%
122		225	0.0%
123		947	0.0%
124		643	0.0%
125		627	0.0%
126		468	0.0%
127		341	0.0%
128		336	0.0%
129		920	0.0%
130		686	0.0%
131		798	0.0%
132		815	0.0%
133		257	0.0%
134		175	0.0%
135		547	0.0%
136		715	0.0%
137		1095	0.1%
138		493	0.0%
139		627	0.0%

**File : 07 Gujarat****# IV\_UNIT: IV UNIT**

<b>Value</b>	<b>Label</b>	<b>Cases</b>	<b>Percentage</b>
140		975	0.1%
141		1003	0.1%
142		520	0.0%
143		501	0.0%
144		267	0.0%
145		873	0.0%
146		277	0.0%
147		216	0.0%
148		786	0.0%
149		238	0.0%
150		427	0.0%
151		629	0.0%
152		878	0.0%
153		469	0.0%
154		666	0.0%
155		1091	0.1%
156		1346	0.1%
157		824	0.0%
158		1610	0.1%
159		776	0.0%
160		776	0.0%
161		1097	0.1%
162		633	0.0%
163		784	0.0%
164		851	0.0%
165		422	0.0%
166		22	0.0%
167		441	0.0%
168		463	0.0%
169		54	0.0%
170		932	0.0%
171		88	0.0%
172		521	0.0%
173		245	0.0%
174		195	0.0%
175		126	0.0%
176		777	0.0%
177		858	0.0%
178		623	0.0%
179		222	0.0%
180		122	0.0%
181		16	0.0%
182		24	0.0%

## File : 07 Gujarat

### # IV\_UNIT: IV UNIT

Value	Label	Cases	Percentage
184		16	0.0%
185		46	0.0%
186		389	0.0%
187		365	0.0%
188		385	0.0%
189		550	0.0%
190		282	0.0%
191		335	0.0%
192		670	0.0%
193		153	0.0%
194		1338	0.1%
195		53	0.0%
196		466	0.0%
197		91	0.0%
198		54	0.0%
199		309	0.0%
200		288	0.0%
201		142	0.0%
202		499	0.0%
203		541	0.0%
204		208	0.0%
205		186	0.0%
206		451	0.0%
207		386	0.0%
300		17	0.0%
400		1	0.0%

Warning: these figures indicate the number of cases found in the data file. They cannot be interpreted as summary statistics of the population of interest.

### # UFS\_BLOCK: UFS BLOCK

**Information** [Type= discrete] [Format=character] [Missing=\*]

**Statistics [NW/ W]** [Valid=1914576 /-] [Invalid=0 /-]

Value	Label	Cases	Percentage
00		1078057	56.3%
01		46729	2.4%
02		41219	2.2%
03		37177	1.9%
04		36955	1.9%
05		36401	1.9%
06		36217	1.9%
07		35300	1.8%
08		35793	1.9%
09		35171	1.8%
10		34384	1.8%
11		34333	1.8%

**File : 07 Gujarat****# UFS\_BLOCK: UFS BLOCK**

Value	Label	Cases	Percentage
12		30754	1.6%
13		35523	1.9%
14		29950	1.6%
15		29166	1.5%
16		29786	1.6%
17		28441	1.5%
18		24488	1.3%
19		23410	1.2%
20		21716	1.1%
21		20084	1.0%
22		17370	0.9%
23		15560	0.8%
24		16090	0.8%
25		12892	0.7%
26		11877	0.6%
27		10483	0.5%
28		9458	0.5%
29		8595	0.4%
30		8122	0.4%
31		7474	0.4%
32		5396	0.3%
33		4790	0.3%
34		5171	0.3%
35		3473	0.2%
36		4032	0.2%
37		2153	0.1%
38		2184	0.1%
39		1883	0.1%
40		1331	0.1%
41		627	0.0%
42		455	0.0%
43		471	0.0%
44		799	0.0%
45		622	0.0%
46		421	0.0%
47		109	0.0%
48		301	0.0%
49		98	0.0%
50		197	0.0%
51		149	0.0%
52		215	0.0%
53		79	0.0%
54		23	0.0%

## File : 07 Gujarat

### # UFS\_BLOCK: UFS BLOCK

Value	Label	Cases	Percentage
55		71	0.0%
56		39	0.0%
57		49	0.0%
58		7	0.0%
59		6	0.0%
60		16	0.0%
61		83	0.0%
62		26	0.0%
63		17	0.0%
64		9	0.0%
65		6	0.0%
67		24	0.0%
68		5	0.0%
69		9	0.0%
71		4	0.0%
73		11	0.0%
74		3	0.0%
75		9	0.0%
76		6	0.0%
77		7	0.0%
78		4	0.0%
79		2	0.0%
82		18	0.0%
83		28	0.0%
84		18	0.0%
85		17	0.0%
88		2	0.0%
89		24	0.0%
90		12	0.0%
91		10	0.0%
92		4	0.0%
94		17	0.0%
95		11	0.0%
97		28	0.0%
98		20	0.0%

*Warning: these figures indicate the number of cases found in the data file. They cannot be interpreted as summary statistics of the population of interest.*

### # P\_NO: PAGE NO

<b>Information</b>	[Type= discrete] [Format=character] [Missing=*]		
<b>Statistics [NW/ W]</b>	[Valid=1914576 /-] [Invalid=0 /-]		
Value	Label	Cases	Percentage
001		216389	11.3%
002		179679	9.4%
003		153129	8.0%

## File : 07 Gujarat

# P\_NO: PAGE NO

Value	Label	Cases	Percentage
004		131582	6.9%
005		112637	5.9%
006		97035	5.1%
007		84104	4.4%
008		73638	3.8%
009		64581	3.4%
010		56805	3.0%
011		50022	2.6%
012		44726	2.3%
013		40242	2.1%
014		36462	1.9%
015		33124	1.7%
016		29914	1.6%
017		27078	1.4%
018		25094	1.3%
019		23207	1.2%
020		20918	1.1%
021		19417	1.0%
022		17853	0.9%
023		16848	0.9%
024		15475	0.8%
025		14628	0.8%
026		13594	0.7%
027		12473	0.7%
028		11552	0.6%
029		11089	0.6%
030		10354	0.5%
031		10146	0.5%
032		9304	0.5%
033		8978	0.5%
034		8459	0.4%
035		8038	0.4%
036		7559	0.4%
037		7236	0.4%
038		6890	0.4%
039		6597	0.3%
040		6277	0.3%
041		6027	0.3%
042		5677	0.3%
043		5536	0.3%
044		5218	0.3%
045		5124	0.3%
046		4758	0.2%

**File : 07 Gujarat**

# P\_NO: PAGE NO

Value	Label	Cases	Percentage
047		4563	0.2%
048		4295	0.2%
049		4232	0.2%
050		4060	0.2%
051		3958	0.2%
052		4063	0.2%
053		3679	0.2%
054		3443	0.2%
055		3455	0.2%
056		3280	0.2%
057		3538	0.2%
058		3059	0.2%
059		2943	0.2%
060		2791	0.1%
061		2697	0.1%
062		2587	0.1%
063		2504	0.1%
064		2367	0.1%
065		2295	0.1%
066		2230	0.1%
067		2146	0.1%
068		2042	0.1%
069		2063	0.1%
070		2300	0.1%
071		1931	0.1%
072		1865	0.1%
073		1816	0.1%
074		1725	0.1%
075		1734	0.1%
076		1670	0.1%
077		1581	0.1%
078		1546	0.1%
079		1547	0.1%
080		1503	0.1%
081		1457	0.1%
082		1361	0.1%
083		1356	0.1%
084		1297	0.1%
085		1276	0.1%
086		1257	0.1%
087		1384	0.1%
088		1173	0.1%
089		1186	0.1%

**File : 07 Gujarat**

# P\_NO: PAGE NO

Value	Label	Cases	Percentage
090		1154	0.1%
091		1152	0.1%
092		1094	0.1%
093		1089	0.1%
094		1048	0.1%
095		1047	0.1%
096		973	0.1%
097		1005	0.1%
098		1034	0.1%
099		985	0.1%
100		934	0.0%
101		926	0.0%
102		883	0.0%
103		850	0.0%
104		825	0.0%
105		828	0.0%
106		791	0.0%
107		741	0.0%
108		688	0.0%
109		706	0.0%
110		680	0.0%
111		703	0.0%
112		667	0.0%
113		634	0.0%
114		617	0.0%
115		595	0.0%
116		574	0.0%
117		591	0.0%
118		573	0.0%
119		581	0.0%
120		568	0.0%
121		557	0.0%
122		552	0.0%
123		535	0.0%
124		517	0.0%
125		484	0.0%
126		452	0.0%
127		483	0.0%
128		452	0.0%
129		462	0.0%
130		436	0.0%
131		441	0.0%
132		431	0.0%



**File : 07 Gujarat**

# P\_NO: PAGE NO

Value	Label	Cases	Percentage
133		433	0.0%
134		414	0.0%
135		411	0.0%
136		395	0.0%
137		371	0.0%
138		338	0.0%
139		365	0.0%
140		352	0.0%
141		349	0.0%
142		332	0.0%
143		350	0.0%
144		336	0.0%
145		330	0.0%
146		329	0.0%
147		337	0.0%
148		312	0.0%
149		308	0.0%
150		293	0.0%
151		310	0.0%
152		315	0.0%
153		312	0.0%
154		296	0.0%
155		294	0.0%
156		294	0.0%
157		287	0.0%
158		264	0.0%
159		265	0.0%
160		274	0.0%
161		274	0.0%
162		271	0.0%
163		289	0.0%
164		249	0.0%
165		269	0.0%
166		258	0.0%
167		261	0.0%
168		256	0.0%
169		253	0.0%
170		239	0.0%
171		252	0.0%
172		240	0.0%
173		236	0.0%
174		215	0.0%
175		227	0.0%

**File : 07 Gujarat**

# P\_NO: PAGE NO

Value	Label	Cases	Percentage
176		218	0.0%
177		217	0.0%
178		215	0.0%
179		216	0.0%
180		200	0.0%
181		212	0.0%
182		175	0.0%
183		194	0.0%
184		180	0.0%
185		203	0.0%
186		203	0.0%
187		194	0.0%
188		179	0.0%
189		170	0.0%
190		169	0.0%
191		159	0.0%
192		156	0.0%
193		158	0.0%
194		153	0.0%
195		161	0.0%
196		156	0.0%
197		156	0.0%
198		162	0.0%
199		151	0.0%
200		143	0.0%
201		144	0.0%
202		137	0.0%
203		134	0.0%
204		129	0.0%
205		132	0.0%
206		125	0.0%
207		132	0.0%
208		115	0.0%
209		123	0.0%
210		111	0.0%
211		117	0.0%
212		117	0.0%
213		115	0.0%
214		107	0.0%
215		110	0.0%
216		104	0.0%
217		107	0.0%
218		100	0.0%

**File : 07 Gujarat**

# P\_NO: PAGE NO

Value	Label	Cases	Percentage
219		104	0.0%
220		94	0.0%
221		96	0.0%
222		86	0.0%
223		90	0.0%
224		88	0.0%
225		90	0.0%
226		90	0.0%
227		88	0.0%
228		87	0.0%
229		90	0.0%
230		91	0.0%
231		83	0.0%
232		84	0.0%
233		87	0.0%
234		79	0.0%
235		85	0.0%
236		82	0.0%
237		72	0.0%
238		59	0.0%
239		70	0.0%
240		66	0.0%
241		66	0.0%
242		67	0.0%
243		66	0.0%
244		66	0.0%
245		66	0.0%
246		64	0.0%
247		53	0.0%
248		49	0.0%
249		53	0.0%
250		54	0.0%
251		58	0.0%
252		46	0.0%
253		49	0.0%
254		39	0.0%
255		36	0.0%
256		42	0.0%
257		30	0.0%
258		35	0.0%
259		36	0.0%
260		36	0.0%
261		36	0.0%

**File : 07 Gujarat**

# P\_NO: PAGE NO

Value	Label	Cases	Percentage
262		36	0.0%
263		36	0.0%
264		33	0.0%
265		36	0.0%
266		36	0.0%
267		36	0.0%
268		34	0.0%
269		36	0.0%
270		30	0.0%
271		24	0.0%
272		26	0.0%
273		26	0.0%
274		23	0.0%
275		24	0.0%
276		20	0.0%
277		17	0.0%
278		17	0.0%
279		18	0.0%
280		17	0.0%
281		16	0.0%
282		18	0.0%
283		18	0.0%
284		12	0.0%
285		12	0.0%
286		12	0.0%
287		12	0.0%
288		12	0.0%
289		12	0.0%
290		12	0.0%
291		12	0.0%
292		12	0.0%
293		12	0.0%
294		12	0.0%
295		12	0.0%
296		12	0.0%
297		12	0.0%
298		12	0.0%
299		12	0.0%
300		12	0.0%
301		12	0.0%
302		12	0.0%
303		12	0.0%
304		12	0.0%

**File : 07 Gujarat**

# P\_NO: PAGE NO

Value	Label	Cases	Percentage
305		12	0.0%
306		12	0.0%
307		12	0.0%
308		12	0.0%
309		12	0.0%
310		12	0.0%
311		12	0.0%
312		12	0.0%
313		12	0.0%
314		12	0.0%
315		12	0.0%
316		9	0.0%
317		12	0.0%
318		12	0.0%
319		12	0.0%
320		12	0.0%
321		12	0.0%
322		12	0.0%
323		12	0.0%
324		12	0.0%
325		12	0.0%
326		12	0.0%
327		6	0.0%
328		6	0.0%
329		6	0.0%
330		7	0.0%
331		6	0.0%
332		6	0.0%
333		6	0.0%
334		6	0.0%
335		6	0.0%
336		6	0.0%
337		6	0.0%
338		6	0.0%
339		6	0.0%
340		6	0.0%
341		6	0.0%
342		6	0.0%
343		6	0.0%
344		6	0.0%
345		6	0.0%
346		5	0.0%
347		6	0.0%

**File : 07 Gujarat**

# P\_NO: PAGE NO

Value	Label	Cases	Percentage
348		6	0.0%
349		6	0.0%
350		6	0.0%
351		6	0.0%
352		6	0.0%
353		6	0.0%
354		6	0.0%
355		6	0.0%
356		6	0.0%
357		6	0.0%
358		6	0.0%
359		6	0.0%
360		6	0.0%
361		6	0.0%
362		6	0.0%
363		6	0.0%
364		6	0.0%
365		6	0.0%
366		6	0.0%
367		6	0.0%
368		6	0.0%
369		6	0.0%
370		6	0.0%
371		6	0.0%
372		6	0.0%
373		6	0.0%
374		5	0.0%
375		6	0.0%
376		5	0.0%
377		6	0.0%
378		6	0.0%
379		6	0.0%
380		6	0.0%
381		6	0.0%
382		6	0.0%
383		6	0.0%
384		6	0.0%
385		6	0.0%
386		6	0.0%
387		6	0.0%
388		6	0.0%
389		6	0.0%
390		6	0.0%

## File : 07 Gujarat

# P\_NO: PAGE NO

Value	Label	Cases	Percentage
391		6	0.0%
392		6	0.0%
393		6	0.0%
394		6	0.0%
395		6	0.0%
396		6	0.0%
397		6	0.0%
398		6	0.0%
399		6	0.0%
400		6	0.0%
401		6	0.0%
402		6	0.0%
403		6	0.0%
404		6	0.0%
405		6	0.0%
406		6	0.0%
407		6	0.0%
408		6	0.0%
409		6	0.0%
410		6	0.0%
411		6	0.0%
412		6	0.0%
413		6	0.0%
414		6	0.0%
415		6	0.0%
416		6	0.0%
417		6	0.0%
418		6	0.0%
419		6	0.0%
420		6	0.0%
421		6	0.0%
422		6	0.0%
423		6	0.0%
424		6	0.0%
425		6	0.0%
426		6	0.0%
427		6	0.0%
428		6	0.0%
429		6	0.0%
430		6	0.0%
503		1	0.0%
701		2	0.0%
999		173	0.0%

Warning: these figures indicate the number of cases found in the data file. They cannot be interpreted as summary statistics of the population of interest.

## File : 07 Gujarat

### # LINE\_NO: LINE NUMBER

Information [Type= discrete] [Format=character] [Missing=\*]

Statistics [NW/ W] [Valid=1914576 /-] [Invalid=0 /-]

### # PREM\_S: PREMISES STATUS

Information [Type= discrete] [Format=character] [Missing=\*]

Statistics [NW/ W] [Valid=1914576 /-] [Invalid=0 /-]

Value	Label	Cases	Percentage
1	Without premises	271421	14.2%
2	With Premises	1643155	85.8%

Warning: these figures indicate the number of cases found in the data file. They cannot be interpreted as summary statistics of the population of interest.

### # SRL\_NO: RUNNING SERIAL NUMBER

Information [Type= discrete] [Format=character] [Missing=\*]

Statistics [NW/ W] [Valid=1914576 /-] [Invalid=0 /-]

### # NIC: NIC

Information [Type= discrete] [Format=character] [Missing=\*]

Statistics [NW/ W] [Valid=1914576 /-] [Invalid=0 /-]

Frequency table not shown (1338 Modalities)

### # AGRI\_NON\_AGRI: AGRI.AND NON-AGRI.

Information [Type= discrete] [Format=character] [Missing=\*]

Statistics [NW/ W] [Valid=1914576 /-] [Invalid=0 /-]

Value	Label	Cases	Percentage
1	Agriculture	601616	31.4%
2	Non-Agriculture	1312960	68.6%

Warning: these figures indicate the number of cases found in the data file. They cannot be interpreted as summary statistics of the population of interest.

### # NOP: NATURE OF OPERATION

Information [Type= discrete] [Format=character] [Missing=\*]

Statistics [NW/ W] [Valid=1914576 /-] [Invalid=0 /-]

Value	Label	Cases	Percentage
1	Perennial	1832841	95.7%
2	Non-Perennial	81735	4.3%

Warning: these figures indicate the number of cases found in the data file. They cannot be interpreted as summary statistics of the population of interest.

### # OWN\_SHIP: OWNERSHIP CODE

Information [Type= discrete] [Format=character] [Missing=\*]

Statistics [NW/ W] [Valid=1914576 /-] [Invalid=0 /-]

Value	Label	Cases	Percentage
1	Private Non-Profit Institutions	22210	1.2%
2	Private Others	1826938	95.4%
3	Co-operatives	10894	0.6%
4	Governments	54534	2.8%

Warning: these figures indicate the number of cases found in the data file. They cannot be interpreted as summary statistics of the population of interest.



## File : 07 Gujarat

### # SG: SOCIAL GROUP CODE

**Information** [Type= discrete] [Format=character] [Missing=\*]

**Statistics [NW/ W]** [Valid=1914576 /-] [Invalid=0 /-]

Value	Label	Cases	Percentage
1	ST Female	14899	0.8%
2	ST Male	74141	3.9%
3	SC Female	6688	0.3%
4	SC Male	40049	2.1%
5	OBC Female	51246	2.7%
6	OBC Male	315013	16.5%
7	Others Female	222342	11.6%
8	Others Male	1102560	57.6%
9	Other than private enterprises	87638	4.6%

*Warning: these figures indicate the number of cases found in the data file. They cannot be interpreted as summary statistics of the population of interest.*

### # P\_F\_USED: POWER/FUEL USED

**Information** [Type= discrete] [Format=character] [Missing=\*]

**Statistics [NW/ W]** [Valid=1914576 /-] [Invalid=0 /-]

Value	Label	Cases	Percentage
0	Without power	1511762	79.0%
1	Electricity	235466	12.3%
2	Coal/soft coke	13712	0.7%
3	Patrol/Diesel	84389	4.4%
4	LPG/Natural Gas	8838	0.5%
5	Fire wood	11382	0.6%
6	Kerosene	26052	1.4%
7	Animal power	7739	0.4%
8	"Non-conventional energy (bio-gas, solar & wind energy)	2505	0.1%
9	Others	12731	0.7%

*Warning: these figures indicate the number of cases found in the data file. They cannot be interpreted as summary statistics of the population of interest.*

### # Y\_OPRA: YEAR OF OPERATION

**Information** [Type= discrete] [Format=character] [Missing=\*]

**Statistics [NW/ W]** [Valid=1914576 /-] [Invalid=0 /-]

Value	Label	Cases	Percentage
0	Less than 1 year	41469	2.2%
1	Completed 1 year	79813	4.2%
2	Completed 2 years	120728	6.3%
3	Completed 3 years	95935	5.0%
4	Completed 4 years	116758	6.1%
5	Completed 5 years	202704	10.6%
6	Completed 6 years	83442	4.4%
7	Completed 7 years	68459	3.6%
8	Completed 8 years	90002	4.7%
9	Completed 9 years or more	1015266	53.0%

*Warning: these figures indicate the number of cases found in the data file. They cannot be interpreted as summary statistics of the population of interest.*

# File : 07 Gujarat

## # REGISN: REGISTRATION CODE

**Information** [Type= discrete] [Format=character] [Missing=\*]

**Statistics [NW/ W]** [Valid=1914576 /-] [Invalid=0 /-]

Value	Label	Cases	Percentage
00		1890760	98.8%
01		12	0.0%
02		7	0.0%
03		2	0.0%
05		20	0.0%
06		5	0.0%
07		1	0.0%
09		9	0.0%
11		13756	0.7%
12		835	0.0%
13		36	0.0%
14		38	0.0%
15		59	0.0%
16		22	0.0%
17		1	0.0%
18		4	0.0%
19		5	0.0%
22		4849	0.3%
23		18	0.0%
24		6	0.0%
25		12	0.0%
26		18	0.0%
27		4	0.0%
28		58	0.0%
29		1	0.0%
33		808	0.0%
34		1	0.0%
35		6	0.0%
36		2	0.0%
37		2	0.0%
39		1	0.0%
44		526	0.0%
45		3	0.0%
46		1	0.0%
48		6	0.0%
49		1	0.0%
55		188	0.0%
56		5	0.0%
57		1	0.0%
59		4	0.0%
66		2385	0.1%

## File : 07 Gujarat

### # REGISN: REGISTRATION CODE

Value	Label	Cases	Percentage
67		2	0.0%
69		3	0.0%
77		7	0.0%
78		1	0.0%
79		1	0.0%
88		15	0.0%
89		5	0.0%
99		64	0.0%

Warning: these figures indicate the number of cases found in the data file. They cannot be interpreted as summary statistics of the population of interest.

### # SOF: SOURCE OF FINANCE

<b>Information</b>	[Type= discrete] [Format=character] [Missing=*]
<b>Statistics [NW/ W]</b>	[Valid=1914576 /-] [Invalid=0 /-]

Value	Label	Cases	Percentage
1	Assistance under IRDP	13974	0.7%
2	Assistance under other poverty alleviation programs(TRYSEM/DWCARA/toll kits)	10752	0.6%
3	Borrowing from institutions	51276	2.7%
4	Borrowing from non-institutions	14049	0.7%
5	Self financing	1595250	83.3%
6	Others	229275	12.0%

Warning: these figures indicate the number of cases found in the data file. They cannot be interpreted as summary statistics of the population of interest.

### # T\_ADULT\_M: TOTAL ADULT MALE

<b>Information</b>	[Type= discrete] [Format=character] [Missing=*]
<b>Statistics [NW/ W]</b>	[Valid=1914576 /-] [Invalid=0 /-]

Value	Label	Cases	Percentage
00000		222726	11.6%
00001		1115769	58.3%
00002		322787	16.9%
00003		96978	5.1%
00004		47634	2.5%
00005		27732	1.4%
00006		17385	0.9%
00007		10272	0.5%
00008		9073	0.5%
00009		4816	0.3%
00010		6739	0.4%
00011		3340	0.2%
00012		3483	0.2%
00013		2028	0.1%
00014		1510	0.1%
00015		2580	0.1%
00016		1522	0.1%

**File : 07 Gujarat****# T\_ADULT\_M: TOTAL ADULT MALE**

<b>Value</b>	<b>Label</b>	<b>Cases</b>	<b>Percentage</b>
00017		971	0.1%
00018		1036	0.1%
00019		668	0.0%
00020		1698	0.1%
00021		941	0.0%
00022		686	0.0%
00023		357	0.0%
00024		450	0.0%
00025		953	0.0%
00026		463	0.0%
00027		310	0.0%
00028		325	0.0%
00029		205	0.0%
00030		709	0.0%
00031		386	0.0%
00032		292	0.0%
00033		185	0.0%
00034		134	0.0%
00035		381	0.0%
00036		191	0.0%
00037		145	0.0%
00038		145	0.0%
00039		91	0.0%
00040		402	0.0%
00041		249	0.0%
00042		151	0.0%
00043		93	0.0%
00044		88	0.0%
00045		220	0.0%
00046		100	0.0%
00047		65	0.0%
00048		100	0.0%
00049		52	0.0%
00050		296	0.0%
00051		468	0.0%
00052		158	0.0%
00053		71	0.0%
00054		71	0.0%
00055		106	0.0%
00056		54	0.0%
00057		41	0.0%
00058		44	0.0%
00059		31	0.0%

**File : 07 Gujarat****# T\_ADULT\_M: TOTAL ADULT MALE**

<b>Value</b>	<b>Label</b>	<b>Cases</b>	<b>Percentage</b>
00060		169	0.0%
00061		125	0.0%
00062		69	0.0%
00063		38	0.0%
00064		45	0.0%
00065		80	0.0%
00066		42	0.0%
00067		21	0.0%
00068		26	0.0%
00069		19	0.0%
00070		111	0.0%
00071		58	0.0%
00072		41	0.0%
00073		26	0.0%
00074		21	0.0%
00075		77	0.0%
00076		31	0.0%
00077		31	0.0%
00078		20	0.0%
00079		20	0.0%
00080		90	0.0%
00081		52	0.0%
00082		29	0.0%
00083		18	0.0%
00084		21	0.0%
00085		32	0.0%
00086		13	0.0%
00087		22	0.0%
00088		14	0.0%
00089		7	0.0%
00090		50	0.0%
00091		23	0.0%
00092		13	0.0%
00093		12	0.0%
00094		20	0.0%
00095		18	0.0%
00096		15	0.0%
00097		12	0.0%
00098		18	0.0%
00099		12	0.0%
00100		116	0.0%
00101		50	0.0%
00102		38	0.0%

**File : 07 Gujarat****# T\_ADULT\_M: TOTAL ADULT MALE**

<b>Value</b>	<b>Label</b>	<b>Cases</b>	<b>Percentage</b>
00103		14	0.0%
00104		13	0.0%
00105		24	0.0%
00106		8	0.0%
00107		11	0.0%
00108		11	0.0%
00109		3	0.0%
00110		37	0.0%
00111		17	0.0%
00112		19	0.0%
00113		12	0.0%
00114		14	0.0%
00115		23	0.0%
00116		18	0.0%
00117		10	0.0%
00118		14	0.0%
00119		7	0.0%
00120		42	0.0%
00121		15	0.0%
00122		13	0.0%
00123		11	0.0%
00124		14	0.0%
00125		33	0.0%
00126		12	0.0%
00127		10	0.0%
00128		13	0.0%
00129		11	0.0%
00130		22	0.0%
00131		12	0.0%
00132		7	0.0%
00133		7	0.0%
00134		2	0.0%
00135		13	0.0%
00136		10	0.0%
00137		8	0.0%
00138		6	0.0%
00139		4	0.0%
00140		27	0.0%
00141		11	0.0%
00142		9	0.0%
00143		3	0.0%
00144		5	0.0%
00145		14	0.0%

**File : 07 Gujarat****# T\_ADULT\_M: TOTAL ADULT MALE**

<b>Value</b>	<b>Label</b>	<b>Cases</b>	<b>Percentage</b>
00146		5	0.0%
00147		5	0.0%
00148		5	0.0%
00149		5	0.0%
00150		84	0.0%
00151		20	0.0%
00152		13	0.0%
00153		7	0.0%
00154		6	0.0%
00155		12	0.0%
00156		6	0.0%
00157		4	0.0%
00158		7	0.0%
00159		4	0.0%
00160		16	0.0%
00161		7	0.0%
00162		8	0.0%
00163		1	0.0%
00164		3	0.0%
00165		9	0.0%
00166		4	0.0%
00167		5	0.0%
00168		6	0.0%
00169		4	0.0%
00170		13	0.0%
00171		9	0.0%
00172		7	0.0%
00173		2	0.0%
00174		7	0.0%
00175		14	0.0%
00176		3	0.0%
00177		4	0.0%
00178		7	0.0%
00179		5	0.0%
00180		8	0.0%
00181		7	0.0%
00182		3	0.0%
00183		3	0.0%
00184		5	0.0%
00185		5	0.0%
00186		3	0.0%
00187		8	0.0%
00188		4	0.0%

**File : 07 Gujarat****# T\_ADULT\_M: TOTAL ADULT MALE**

Value	Label	Cases	Percentage
00189		6	0.0%
00190		9	0.0%
00191		4	0.0%
00192		4	0.0%
00193		2	0.0%
00194		5	0.0%
00195		7	0.0%
00196		5	0.0%
00197		8	0.0%
00198		5	0.0%
00199		4	0.0%
00200		51	0.0%
00201		27	0.0%
00202		14	0.0%
00203		5	0.0%
00204		6	0.0%
00205		5	0.0%
00206		1	0.0%
00207		3	0.0%
00208		2	0.0%
00209		2	0.0%
00210		7	0.0%
00211		4	0.0%
00212		5	0.0%
00213		1	0.0%
00214		6	0.0%
00215		7	0.0%
00216		3	0.0%
00217		1	0.0%
00218		2	0.0%
00219		2	0.0%
00220		7	0.0%
00221		2	0.0%
00222		1	0.0%
00223		3	0.0%
00224		1	0.0%
00225		11	0.0%
00226		4	0.0%
00227		1	0.0%
00228		4	0.0%
00229		1	0.0%
00230		6	0.0%
00231		1	0.0%



**File : 07 Gujarat****# T\_ADULT\_M: TOTAL ADULT MALE**

<b>Value</b>	<b>Label</b>	<b>Cases</b>	<b>Percentage</b>
00232		3	0.0%
00234		3	0.0%
00235		1	0.0%
00236		2	0.0%
00237		1	0.0%
00238		2	0.0%
00239		2	0.0%
00240		6	0.0%
00241		2	0.0%
00242		4	0.0%
00243		4	0.0%
00244		5	0.0%
00245		3	0.0%
00246		2	0.0%
00247		3	0.0%
00248		1	0.0%
00249		3	0.0%
00250		27	0.0%
00251		12	0.0%
00252		6	0.0%
00253		3	0.0%
00254		2	0.0%
00255		9	0.0%
00256		1	0.0%
00257		2	0.0%
00258		3	0.0%
00261		2	0.0%
00262		2	0.0%
00263		1	0.0%
00264		1	0.0%
00265		2	0.0%
00267		1	0.0%
00271		2	0.0%
00273		1	0.0%
00274		1	0.0%
00275		4	0.0%
00276		1	0.0%
00277		3	0.0%
00278		2	0.0%
00279		2	0.0%
00280		1	0.0%
00282		4	0.0%
00283		1	0.0%

**File : 07 Gujarat****# T\_ADULT\_M: TOTAL ADULT MALE**

Value	Label	Cases	Percentage
00284		2	0.0%
00285		3	0.0%
00287		2	0.0%
00288		2	0.0%
00290		4	0.0%
00291		1	0.0%
00292		2	0.0%
00294		1	0.0%
00295		3	0.0%
00296		2	0.0%
00297		2	0.0%
00298		1	0.0%
00299		3	0.0%
00300		21	0.0%
00301		6	0.0%
00302		2	0.0%
00303		3	0.0%
00304		1	0.0%
00305		2	0.0%
00306		1	0.0%
00307		1	0.0%
00308		2	0.0%
00310		6	0.0%
00311		1	0.0%
00312		3	0.0%
00313		1	0.0%
00314		2	0.0%
00316		3	0.0%
00318		1	0.0%
00320		2	0.0%
00321		1	0.0%
00322		1	0.0%
00323		1	0.0%
00324		1	0.0%
00325		1	0.0%
00326		1	0.0%
00327		1	0.0%
00328		2	0.0%
00329		1	0.0%
00330		2	0.0%
00331		1	0.0%
00337		1	0.0%
00338		1	0.0%

**File : 07 Gujarat****# T\_ADULT\_M: TOTAL ADULT MALE**

<b>Value</b>	<b>Label</b>	<b>Cases</b>	<b>Percentage</b>
00339		1	0.0%
00340		2	0.0%
00341		2	0.0%
00344		1	0.0%
00345		1	0.0%
00347		1	0.0%
00350		9	0.0%
00351		4	0.0%
00352		1	0.0%
00353		2	0.0%
00354		1	0.0%
00355		3	0.0%
00358		1	0.0%
00359		1	0.0%
00360		2	0.0%
00363		1	0.0%
00365		1	0.0%
00366		2	0.0%
00368		1	0.0%
00369		1	0.0%
00370		3	0.0%
00371		3	0.0%
00373		1	0.0%
00375		1	0.0%
00377		1	0.0%
00378		1	0.0%
00380		1	0.0%
00382		1	0.0%
00384		1	0.0%
00387		1	0.0%
00389		2	0.0%
00390		2	0.0%
00391		1	0.0%
00392		2	0.0%
00393		3	0.0%
00397		1	0.0%
00398		1	0.0%
00399		1	0.0%
00400		8	0.0%
00401		3	0.0%
00403		1	0.0%
00404		1	0.0%
00405		1	0.0%

**File : 07 Gujarat****# T\_ADULT\_M: TOTAL ADULT MALE**

Value	Label	Cases	Percentage
00406		1	0.0%
00407		2	0.0%
00409		1	0.0%
00410		2	0.0%
00411		3	0.0%
00412		1	0.0%
00414		1	0.0%
00416		4	0.0%
00420		2	0.0%
00423		2	0.0%
00424		1	0.0%
00425		3	0.0%
00426		1	0.0%
00427		1	0.0%
00429		2	0.0%
00430		1	0.0%
00436		1	0.0%
00437		1	0.0%
00438		1	0.0%
00439		1	0.0%
00441		1	0.0%
00442		1	0.0%
00443		1	0.0%
00444		1	0.0%
00445		1	0.0%
00446		2	0.0%
00447		2	0.0%
00449		1	0.0%
00450		5	0.0%
00451		3	0.0%
00452		2	0.0%
00453		1	0.0%
00455		1	0.0%
00457		1	0.0%
00460		2	0.0%
00464		1	0.0%
00465		1	0.0%
00467		1	0.0%
00469		2	0.0%
00475		3	0.0%
00476		1	0.0%
00478		1	0.0%
00480		2	0.0%

**File : 07 Gujarat****# T\_ADULT\_M: TOTAL ADULT MALE**

<b>Value</b>	<b>Label</b>	<b>Cases</b>	<b>Percentage</b>
00486		1	0.0%
00487		2	0.0%
00489		1	0.0%
00490		1	0.0%
00493		1	0.0%
00496		1	0.0%
00498		1	0.0%
00500		4	0.0%
00501		7	0.0%
00502		1	0.0%
00505		2	0.0%
00507		1	0.0%
00510		1	0.0%
00511		1	0.0%
00514		2	0.0%
00519		1	0.0%
00521		1	0.0%
00522		1	0.0%
00524		1	0.0%
00525		1	0.0%
00526		2	0.0%
00527		1	0.0%
00530		1	0.0%
00532		1	0.0%
00534		1	0.0%
00537		1	0.0%
00540		1	0.0%
00541		4	0.0%
00542		1	0.0%
00550		1	0.0%
00551		2	0.0%
00552		1	0.0%
00554		1	0.0%
00558		1	0.0%
00560		2	0.0%
00561		1	0.0%
00567		2	0.0%
00568		1	0.0%
00573		1	0.0%
00575		1	0.0%
00576		1	0.0%
00578		1	0.0%
00582		1	0.0%

**File : 07 Gujarat****# T\_ADULT\_M: TOTAL ADULT MALE**

<b>Value</b>	<b>Label</b>	<b>Cases</b>	<b>Percentage</b>
00586		1	0.0%
00587		1	0.0%
00590		1	0.0%
00593		1	0.0%
00594		1	0.0%
00600		5	0.0%
00601		2	0.0%
00603		1	0.0%
00605		1	0.0%
00607		1	0.0%
00610		4	0.0%
00620		1	0.0%
00625		1	0.0%
00630		1	0.0%
00632		1	0.0%
00634		1	0.0%
00639		1	0.0%
00640		1	0.0%
00650		1	0.0%
00652		1	0.0%
00654		1	0.0%
00661		1	0.0%
00668		1	0.0%
00671		1	0.0%
00675		3	0.0%
00678		1	0.0%
00685		1	0.0%
00691		1	0.0%
00700		3	0.0%
00701		1	0.0%
00702		1	0.0%
00703		1	0.0%
00704		1	0.0%
00713		1	0.0%
00716		1	0.0%
00720		1	0.0%
00722		1	0.0%
00723		1	0.0%
00725		1	0.0%
00729		1	0.0%
00740		1	0.0%
00742		2	0.0%
00750		3	0.0%

**File : 07 Gujarat****# T\_ADULT\_M: TOTAL ADULT MALE**

<b>Value</b>	<b>Label</b>	<b>Cases</b>	<b>Percentage</b>
00751		1	0.0%
00756		1	0.0%
00757		1	0.0%
00760		2	0.0%
00762		1	0.0%
00768		1	0.0%
00770		1	0.0%
00778		1	0.0%
00800		2	0.0%
00805		1	0.0%
00808		1	0.0%
00817		1	0.0%
00834		1	0.0%
00847		1	0.0%
00851		1	0.0%
00852		1	0.0%
00853		1	0.0%
00855		1	0.0%
00864		1	0.0%
00875		1	0.0%
00884		1	0.0%
00889		1	0.0%
00900		2	0.0%
00906		1	0.0%
00937		1	0.0%
00940		1	0.0%
00944		1	0.0%
00949		1	0.0%
00950		1	0.0%
00952		1	0.0%
00960		1	0.0%
00989		1	0.0%
00991		1	0.0%
00994		1	0.0%
01000		2	0.0%
01029		1	0.0%
01038		1	0.0%
01060		1	0.0%
01079		1	0.0%
01098		1	0.0%
01119		1	0.0%
01124		1	0.0%
01135		1	0.0%

**File : 07 Gujarat****# T\_ADULT\_M: TOTAL ADULT MALE**

<b>Value</b>	<b>Label</b>	<b>Cases</b>	<b>Percentage</b>
01139		1	0.0%
01140		1	0.0%
01150		1	0.0%
01152		1	0.0%
01181		1	0.0%
01186		1	0.0%
01194		1	0.0%
01200		1	0.0%
01207		1	0.0%
01213		1	0.0%
01223		1	0.0%
01224		1	0.0%
01265		1	0.0%
01270		1	0.0%
01271		1	0.0%
01280		1	0.0%
01300		1	0.0%
01301		1	0.0%
01312		1	0.0%
01336		1	0.0%
01340		1	0.0%
01369		1	0.0%
01387		1	0.0%
01398		1	0.0%
01400		1	0.0%
01431		1	0.0%
01436		1	0.0%
01447		1	0.0%
01479		1	0.0%
01482		1	0.0%
01500		1	0.0%
01505		1	0.0%
01602		1	0.0%
01636		1	0.0%
01667		1	0.0%
01693		1	0.0%
01709		1	0.0%
01730		1	0.0%
01802		1	0.0%
01810		1	0.0%
01821		1	0.0%
01825		1	0.0%
01840		1	0.0%



**File : 07 Gujarat****# T\_ADULT\_M: TOTAL ADULT MALE**

Value	Label	Cases	Percentage
01951		1	0.0%
01960		1	0.0%
01963		1	0.0%
01970		1	0.0%
02000		2	0.0%
02006		1	0.0%
02062		1	0.0%
02065		1	0.0%
02199		1	0.0%
02203		1	0.0%
02208		1	0.0%
02289		1	0.0%
02319		1	0.0%
02409		1	0.0%
02493		1	0.0%
02497		1	0.0%
02500		3	0.0%
02513		1	0.0%
02618		1	0.0%
02872		1	0.0%
02946		1	0.0%
03000		1	0.0%
03182		1	0.0%
03210		1	0.0%
03580		1	0.0%
03584		1	0.0%
03590		1	0.0%
03642		1	0.0%
03975		1	0.0%
03982		1	0.0%
04261		1	0.0%
04314		1	0.0%
04490		1	0.0%
04501		1	0.0%
04686		1	0.0%
04871		1	0.0%
05718		1	0.0%
07056		1	0.0%
07130		1	0.0%
07560		1	0.0%
14125		1	0.0%
19361		1	0.0%
19734		1	0.0%

*Warning: these figures indicate the number of cases found in the data file. They cannot be interpreted as summary statistics of the population of interest.*

# File : 07 Gujarat

## # T\_ADULT\_F: TOTAL ADULT FEMALE

Information [Type= discrete] [Format=character] [Missing=\*]

Statistics [NW/ W] [Valid=1914576 /-] [Invalid=0 /-]

Value	Label	Cases	Percentage
00000		1243959	65.0%
00001		567955	29.7%
00002		68331	3.6%
00003		13228	0.7%
00004		6264	0.3%
00005		4123	0.2%
00006		2069	0.1%
00007		1261	0.1%
00008		1208	0.1%
00009		655	0.0%
00010		1409	0.1%
00011		338	0.0%
00012		487	0.0%
00013		247	0.0%
00014		173	0.0%
00015		444	0.0%
00016		130	0.0%
00017		109	0.0%
00018		150	0.0%
00019		63	0.0%
00020		346	0.0%
00021		82	0.0%
00022		84	0.0%
00023		67	0.0%
00024		46	0.0%
00025		152	0.0%
00026		39	0.0%
00027		36	0.0%
00028		38	0.0%
00029		27	0.0%
00030		141	0.0%
00031		28	0.0%
00032		25	0.0%
00033		13	0.0%
00034		15	0.0%
00035		63	0.0%
00036		24	0.0%
00037		9	0.0%
00038		21	0.0%
00039		9	0.0%
00040		59	0.0%

**File : 07 Gujarat****# T\_ADULT\_F: TOTAL ADULT FEMALE**

<b>Value</b>	<b>Label</b>	<b>Cases</b>	<b>Percentage</b>
00041		7	0.0%
00042		14	0.0%
00043		15	0.0%
00044		8	0.0%
00045		25	0.0%
00046		9	0.0%
00047		10	0.0%
00048		11	0.0%
00049		11	0.0%
00050		89	0.0%
00051		17	0.0%
00052		12	0.0%
00053		8	0.0%
00054		11	0.0%
00055		15	0.0%
00056		9	0.0%
00057		4	0.0%
00058		2	0.0%
00059		5	0.0%
00060		30	0.0%
00061		11	0.0%
00062		4	0.0%
00063		1	0.0%
00064		3	0.0%
00065		9	0.0%
00066		3	0.0%
00067		5	0.0%
00068		8	0.0%
00069		5	0.0%
00070		12	0.0%
00071		2	0.0%
00072		5	0.0%
00073		3	0.0%
00074		2	0.0%
00075		10	0.0%
00076		2	0.0%
00077		1	0.0%
00078		3	0.0%
00079		2	0.0%
00080		14	0.0%
00081		2	0.0%
00082		3	0.0%
00083		4	0.0%

**File : 07 Gujarat****# T\_ADULT\_F: TOTAL ADULT FEMALE**

Value	Label	Cases	Percentage
00084		1	0.0%
00085		3	0.0%
00086		2	0.0%
00087		1	0.0%
00088		3	0.0%
00090		6	0.0%
00091		1	0.0%
00092		2	0.0%
00093		2	0.0%
00094		1	0.0%
00095		3	0.0%
00097		1	0.0%
00098		2	0.0%
00099		1	0.0%
00100		34	0.0%
00102		2	0.0%
00103		2	0.0%
00104		1	0.0%
00107		3	0.0%
00109		1	0.0%
00110		2	0.0%
00112		2	0.0%
00113		2	0.0%
00114		1	0.0%
00115		1	0.0%
00118		1	0.0%
00120		4	0.0%
00124		1	0.0%
00125		8	0.0%
00127		1	0.0%
00128		1	0.0%
00131		1	0.0%
00135		5	0.0%
00139		1	0.0%
00140		4	0.0%
00143		1	0.0%
00145		2	0.0%
00147		1	0.0%
00148		2	0.0%
00150		7	0.0%
00157		1	0.0%
00159		1	0.0%
00160		5	0.0%

**File : 07 Gujarat****# T\_ADULT\_F: TOTAL ADULT FEMALE**

<b>Value</b>	<b>Label</b>	<b>Cases</b>	<b>Percentage</b>
00169		1	0.0%
00171		1	0.0%
00172		1	0.0%
00173		1	0.0%
00175		2	0.0%
00176		1	0.0%
00177		1	0.0%
00180		2	0.0%
00183		1	0.0%
00195		2	0.0%
00196		1	0.0%
00197		2	0.0%
00198		1	0.0%
00199		1	0.0%
00200		9	0.0%
00201		2	0.0%
00204		1	0.0%
00205		1	0.0%
00206		1	0.0%
00210		1	0.0%
00212		1	0.0%
00215		1	0.0%
00217		1	0.0%
00225		2	0.0%
00230		1	0.0%
00233		2	0.0%
00235		1	0.0%
00245		1	0.0%
00250		3	0.0%
00256		1	0.0%
00260		1	0.0%
00268		1	0.0%
00280		1	0.0%
00287		1	0.0%
00300		3	0.0%
00301		1	0.0%
00310		1	0.0%
00325		2	0.0%
00330		2	0.0%
00331		2	0.0%
00333		1	0.0%
00338		1	0.0%
00344		1	0.0%

## File : 07 Gujarat

### # T\_ADULT\_F: TOTAL ADULT FEMALE

Value	Label	Cases	Percentage
00350		2	0.0%
00363		1	0.0%
00371		1	0.0%
00380		1	0.0%
00391		1	0.0%
00395		1	0.0%
00396		1	0.0%
00400		4	0.0%
00421		1	0.0%
00425		1	0.0%
00444		1	0.0%
00483		1	0.0%
00485		1	0.0%
00566		1	0.0%
00637		1	0.0%
00708		1	0.0%
00753		1	0.0%
00843		1	0.0%
00875		1	0.0%
00960		1	0.0%
01125		1	0.0%
01128		1	0.0%
01425		1	0.0%
06117		1	0.0%
07230		1	0.0%
08359		1	0.0%
08439		1	0.0%

Warning: these figures indicate the number of cases found in the data file. They cannot be interpreted as summary statistics of the population of interest.

### # T\_CHILD\_M: TOTAL CHIELD MALE

Value	Label	Cases	Percentage
00000		1873845	97.9%
00001		35722	1.9%
00002		3846	0.2%
00003		640	0.0%
00004		247	0.0%
00005		124	0.0%
00006		37	0.0%
00007		21	0.0%
00008		27	0.0%
00009		5	0.0%
00010		22	0.0%

## File : 07 Gujarat

### # T\_CHILD\_M: TOTAL CHIELD MALE

Value	Label	Cases	Percentage
00011		3	0.0%
00012		4	0.0%
00013		1	0.0%
00014		2	0.0%
00015		6	0.0%
00016		2	0.0%
00017		1	0.0%
00020		8	0.0%
00021		1	0.0%
00025		5	0.0%
00027		1	0.0%
00030		1	0.0%
00031		1	0.0%
00037		1	0.0%
00040		1	0.0%
00061		1	0.0%
00076		1	0.0%

Warning: these figures indicate the number of cases found in the data file. They cannot be interpreted as summary statistics of the population of interest.

### # T\_CHILD\_F: TOTAL CHIELD FEMALE

**Information** [Type= discrete] [Format=character] [Missing=\*]

**Statistics [NW/ W]** [Valid=1914576 /-] [Invalid=0 /-]

Value	Label	Cases	Percentage
00000		1857922	97.0%
00001		51196	2.7%
00002		4606	0.2%
00003		440	0.0%
00004		189	0.0%
00005		70	0.0%
00006		30	0.0%
00007		20	0.0%
00008		24	0.0%
00009		5	0.0%
00010		17	0.0%
00011		2	0.0%
00012		8	0.0%
00013		3	0.0%
00014		4	0.0%
00015		9	0.0%
00016		4	0.0%
00017		2	0.0%
00020		4	0.0%
00021		2	0.0%
00022		1	0.0%

## File : 07 Gujarat

### # T\_CHILD\_F: TOTAL CHIELD FEMALE

Value	Label	Cases	Percentage
00023		2	0.0%
00024		1	0.0%
00025		2	0.0%
00030		2	0.0%
00031		2	0.0%
00035		1	0.0%
00043		2	0.0%
00049		1	0.0%
00051		2	0.0%
00061		1	0.0%
00062		1	0.0%
00080		1	0.0%

*Warning: these figures indicate the number of cases found in the data file. They cannot be interpreted as summary statistics of the population of interest.*

### # TOT: TOTAL OF TOTAL

**Information** [Type= discrete] [Format=character] [Missing=\*]

**Statistics [NW/ W]** [Valid=1914576 /-] [Invalid=0 /-]

Value	Label	Cases	Percentage
00001		916710	47.9%
00002		642891	33.6%
00003		146123	7.6%
00004		72164	3.8%
00005		34190	1.8%
00006		22060	1.2%
00007		13831	0.7%
00008		11798	0.6%
00009		6804	0.4%
00010		7649	0.4%
00011		4005	0.2%
00012		4337	0.2%
00013		2577	0.1%
00014		2142	0.1%
00015		3080	0.2%
00016		1904	0.1%
00017		1323	0.1%
00018		1263	0.1%
00019		813	0.0%
00020		1880	0.1%
00021		1125	0.1%
00022		989	0.1%
00023		530	0.0%
00024		563	0.0%
00025		1117	0.1%
00026		596	0.0%



**File : 07 Gujarat****# TOT: TOTAL OF TOTAL**

<b>Value</b>	<b>Label</b>	<b>Cases</b>	<b>Percentage</b>
00027		421	0.0%
00028		403	0.0%
00029		253	0.0%
00030		832	0.0%
00031		430	0.0%
00032		370	0.0%
00033		250	0.0%
00034		193	0.0%
00035		476	0.0%
00036		225	0.0%
00037		188	0.0%
00038		192	0.0%
00039		106	0.0%
00040		461	0.0%
00041		263	0.0%
00042		222	0.0%
00043		136	0.0%
00044		115	0.0%
00045		270	0.0%
00046		121	0.0%
00047		89	0.0%
00048		106	0.0%
00049		70	0.0%
00050		376	0.0%
00051		404	0.0%
00052		234	0.0%
00053		109	0.0%
00054		105	0.0%
00055		137	0.0%
00056		84	0.0%
00057		54	0.0%
00058		64	0.0%
00059		36	0.0%
00060		229	0.0%
00061		136	0.0%
00062		104	0.0%
00063		55	0.0%
00064		45	0.0%
00065		104	0.0%
00066		45	0.0%
00067		38	0.0%
00068		40	0.0%
00069		26	0.0%

**File : 07 Gujarat****# TOT: TOTAL OF TOTAL**

<b>Value</b>	<b>Label</b>	<b>Cases</b>	<b>Percentage</b>
00070		136	0.0%
00071		76	0.0%
00072		48	0.0%
00073		25	0.0%
00074		33	0.0%
00075		94	0.0%
00076		52	0.0%
00077		31	0.0%
00078		25	0.0%
00079		22	0.0%
00080		121	0.0%
00081		50	0.0%
00082		38	0.0%
00083		27	0.0%
00084		21	0.0%
00085		51	0.0%
00086		22	0.0%
00087		17	0.0%
00088		16	0.0%
00089		12	0.0%
00090		64	0.0%
00091		30	0.0%
00092		23	0.0%
00093		15	0.0%
00094		13	0.0%
00095		27	0.0%
00096		17	0.0%
00097		13	0.0%
00098		16	0.0%
00099		17	0.0%
00100		124	0.0%
00101		50	0.0%
00102		33	0.0%
00103		19	0.0%
00104		19	0.0%
00105		28	0.0%
00106		15	0.0%
00107		12	0.0%
00108		19	0.0%
00109		6	0.0%
00110		41	0.0%
00111		17	0.0%
00112		21	0.0%

**File : 07 Gujarat****# TOT: TOTAL OF TOTAL**

<b>Value</b>	<b>Label</b>	<b>Cases</b>	<b>Percentage</b>
00113		14	0.0%
00114		16	0.0%
00115		21	0.0%
00116		21	0.0%
00117		9	0.0%
00118		8	0.0%
00119		5	0.0%
00120		49	0.0%
00121		17	0.0%
00122		22	0.0%
00123		10	0.0%
00124		7	0.0%
00125		41	0.0%
00126		12	0.0%
00127		11	0.0%
00128		13	0.0%
00129		8	0.0%
00130		22	0.0%
00131		20	0.0%
00132		14	0.0%
00133		9	0.0%
00134		6	0.0%
00135		17	0.0%
00136		6	0.0%
00137		6	0.0%
00138		11	0.0%
00139		7	0.0%
00140		19	0.0%
00141		15	0.0%
00142		11	0.0%
00143		4	0.0%
00144		3	0.0%
00145		11	0.0%
00146		9	0.0%
00147		5	0.0%
00148		10	0.0%
00149		9	0.0%
00150		88	0.0%
00151		21	0.0%
00152		17	0.0%
00153		6	0.0%
00154		9	0.0%
00155		4	0.0%

**File : 07 Gujarat****# TOT: TOTAL OF TOTAL**

<b>Value</b>	<b>Label</b>	<b>Cases</b>	<b>Percentage</b>
00156		4	0.0%
00157		9	0.0%
00158		4	0.0%
00159		5	0.0%
00160		16	0.0%
00161		8	0.0%
00162		7	0.0%
00163		6	0.0%
00164		6	0.0%
00165		8	0.0%
00166		2	0.0%
00167		6	0.0%
00168		12	0.0%
00169		3	0.0%
00170		13	0.0%
00171		3	0.0%
00172		11	0.0%
00173		3	0.0%
00174		3	0.0%
00175		13	0.0%
00176		15	0.0%
00177		6	0.0%
00178		6	0.0%
00179		4	0.0%
00180		12	0.0%
00181		10	0.0%
00182		3	0.0%
00183		3	0.0%
00184		8	0.0%
00185		8	0.0%
00186		1	0.0%
00187		1	0.0%
00188		7	0.0%
00189		4	0.0%
00190		10	0.0%
00191		5	0.0%
00192		3	0.0%
00194		7	0.0%
00195		5	0.0%
00196		8	0.0%
00197		6	0.0%
00198		6	0.0%
00199		4	0.0%

**File : 07 Gujarat****# TOT: TOTAL OF TOTAL**

<b>Value</b>	<b>Label</b>	<b>Cases</b>	<b>Percentage</b>
00200		64	0.0%
00201		24	0.0%
00202		12	0.0%
00203		9	0.0%
00204		8	0.0%
00205		10	0.0%
00206		1	0.0%
00207		6	0.0%
00208		1	0.0%
00209		1	0.0%
00210		12	0.0%
00211		5	0.0%
00212		6	0.0%
00213		3	0.0%
00214		4	0.0%
00215		9	0.0%
00216		3	0.0%
00217		3	0.0%
00218		2	0.0%
00219		2	0.0%
00220		5	0.0%
00221		11	0.0%
00222		5	0.0%
00223		4	0.0%
00225		12	0.0%
00226		4	0.0%
00227		3	0.0%
00228		5	0.0%
00229		1	0.0%
00230		8	0.0%
00231		3	0.0%
00232		1	0.0%
00234		3	0.0%
00235		4	0.0%
00236		2	0.0%
00237		2	0.0%
00238		1	0.0%
00239		1	0.0%
00240		9	0.0%
00241		3	0.0%
00242		1	0.0%
00243		5	0.0%
00244		6	0.0%

**File : 07 Gujarat****# TOT: TOTAL OF TOTAL**

<b>Value</b>	<b>Label</b>	<b>Cases</b>	<b>Percentage</b>
00245		4	0.0%
00246		1	0.0%
00247		2	0.0%
00248		5	0.0%
00249		3	0.0%
00250		35	0.0%
00251		14	0.0%
00252		8	0.0%
00253		5	0.0%
00254		5	0.0%
00255		10	0.0%
00256		2	0.0%
00257		5	0.0%
00258		5	0.0%
00259		3	0.0%
00260		3	0.0%
00262		2	0.0%
00263		5	0.0%
00266		1	0.0%
00268		1	0.0%
00271		2	0.0%
00272		2	0.0%
00273		2	0.0%
00274		1	0.0%
00275		5	0.0%
00276		2	0.0%
00278		4	0.0%
00279		2	0.0%
00280		4	0.0%
00281		1	0.0%
00282		3	0.0%
00283		1	0.0%
00284		1	0.0%
00285		3	0.0%
00286		1	0.0%
00287		1	0.0%
00288		2	0.0%
00289		3	0.0%
00290		6	0.0%
00291		2	0.0%
00292		4	0.0%
00295		2	0.0%
00296		1	0.0%

**File : 07 Gujarat****# TOT: TOTAL OF TOTAL**

<b>Value</b>	<b>Label</b>	<b>Cases</b>	<b>Percentage</b>
00297		2	0.0%
00298		1	0.0%
00299		1	0.0%
00300		18	0.0%
00301		8	0.0%
00302		6	0.0%
00303		2	0.0%
00304		2	0.0%
00305		4	0.0%
00307		1	0.0%
00308		3	0.0%
00309		1	0.0%
00310		3	0.0%
00311		2	0.0%
00312		1	0.0%
00313		1	0.0%
00315		4	0.0%
00316		1	0.0%
00320		3	0.0%
00321		2	0.0%
00322		2	0.0%
00323		1	0.0%
00325		3	0.0%
00327		2	0.0%
00328		3	0.0%
00329		1	0.0%
00330		2	0.0%
00331		2	0.0%
00332		1	0.0%
00333		1	0.0%
00334		1	0.0%
00335		2	0.0%
00336		1	0.0%
00337		1	0.0%
00338		2	0.0%
00339		1	0.0%
00340		2	0.0%
00341		2	0.0%
00345		1	0.0%
00346		1	0.0%
00348		1	0.0%
00350		14	0.0%
00351		6	0.0%

## File : 07 Gujarat

### # TOT: TOTAL OF TOTAL

Value	Label	Cases	Percentage
00352		1	0.0%
00353		1	0.0%
00354		2	0.0%
00355		3	0.0%
00356		1	0.0%
00358		2	0.0%
00360		2	0.0%
00361		2	0.0%
00364		1	0.0%
00365		2	0.0%
00366		4	0.0%
00367		1	0.0%
00369		1	0.0%
00370		1	0.0%
00371		3	0.0%
00373		3	0.0%
00374		1	0.0%
00375		1	0.0%
00380		1	0.0%
00382		1	0.0%
00385		1	0.0%
00390		1	0.0%
00392		2	0.0%
00395		2	0.0%
00396		1	0.0%
00397		1	0.0%
00398		1	0.0%
00399		1	0.0%
00400		11	0.0%
00401		4	0.0%
00403		1	0.0%
00404		1	0.0%
00405		3	0.0%
00406		1	0.0%
00407		2	0.0%
00408		1	0.0%
00409		3	0.0%
00410		5	0.0%
00411		1	0.0%
00412		1	0.0%
00416		3	0.0%
00417		2	0.0%
00420		3	0.0%



**File : 07 Gujarat****# TOT: TOTAL OF TOTAL**

<b>Value</b>	<b>Label</b>	<b>Cases</b>	<b>Percentage</b>
00423		2	0.0%
00424		1	0.0%
00425		5	0.0%
00427		2	0.0%
00430		1	0.0%
00432		1	0.0%
00434		1	0.0%
00435		1	0.0%
00437		3	0.0%
00441		1	0.0%
00444		1	0.0%
00445		1	0.0%
00446		1	0.0%
00449		1	0.0%
00450		4	0.0%
00451		2	0.0%
00452		2	0.0%
00453		3	0.0%
00454		1	0.0%
00455		1	0.0%
00459		1	0.0%
00460		3	0.0%
00461		1	0.0%
00463		1	0.0%
00464		1	0.0%
00465		1	0.0%
00466		1	0.0%
00467		2	0.0%
00469		1	0.0%
00472		1	0.0%
00475		4	0.0%
00476		1	0.0%
00478		1	0.0%
00481		1	0.0%
00483		3	0.0%
00486		1	0.0%
00490		1	0.0%
00492		1	0.0%
00495		2	0.0%
00497		2	0.0%
00498		2	0.0%
00500		5	0.0%
00501		9	0.0%

**File : 07 Gujarat****# TOT: TOTAL OF TOTAL**

<b>Value</b>	<b>Label</b>	<b>Cases</b>	<b>Percentage</b>
00502		3	0.0%
00505		1	0.0%
00509		1	0.0%
00511		2	0.0%
00514		1	0.0%
00515		2	0.0%
00519		1	0.0%
00520		1	0.0%
00525		1	0.0%
00530		1	0.0%
00532		1	0.0%
00537		2	0.0%
00540		1	0.0%
00541		4	0.0%
00543		1	0.0%
00544		1	0.0%
00547		1	0.0%
00550		2	0.0%
00551		3	0.0%
00552		1	0.0%
00554		1	0.0%
00560		1	0.0%
00561		2	0.0%
00567		1	0.0%
00570		1	0.0%
00572		1	0.0%
00573		3	0.0%
00576		1	0.0%
00577		1	0.0%
00582		1	0.0%
00584		1	0.0%
00586		1	0.0%
00588		1	0.0%
00590		2	0.0%
00593		1	0.0%
00594		1	0.0%
00600		5	0.0%
00601		2	0.0%
00602		1	0.0%
00603		1	0.0%
00605		3	0.0%
00610		1	0.0%
00615		1	0.0%

**File : 07 Gujarat****# TOT: TOTAL OF TOTAL**

<b>Value</b>	<b>Label</b>	<b>Cases</b>	<b>Percentage</b>
00620		2	0.0%
00621		1	0.0%
00622		1	0.0%
00627		1	0.0%
00632		1	0.0%
00633		1	0.0%
00635		2	0.0%
00641		1	0.0%
00642		1	0.0%
00647		1	0.0%
00648		1	0.0%
00650		2	0.0%
00653		1	0.0%
00655		1	0.0%
00660		1	0.0%
00665		2	0.0%
00669		1	0.0%
00673		1	0.0%
00675		1	0.0%
00678		1	0.0%
00680		1	0.0%
00683		1	0.0%
00685		1	0.0%
00686		1	0.0%
00698		1	0.0%
00699		1	0.0%
00700		5	0.0%
00701		1	0.0%
00706		1	0.0%
00713		1	0.0%
00723		1	0.0%
00729		1	0.0%
00735		1	0.0%
00738		1	0.0%
00740		1	0.0%
00750		2	0.0%
00755		1	0.0%
00756		1	0.0%
00760		2	0.0%
00761		1	0.0%
00766		1	0.0%
00769		1	0.0%
00770		1	0.0%

**File : 07 Gujarat****# TOT: TOTAL OF TOTAL**

<b>Value</b>	<b>Label</b>	<b>Cases</b>	<b>Percentage</b>
00774		1	0.0%
00778		1	0.0%
00781		1	0.0%
00791		1	0.0%
00800		2	0.0%
00803		1	0.0%
00830		2	0.0%
00844		1	0.0%
00848		1	0.0%
00853		1	0.0%
00859		1	0.0%
00872		3	0.0%
00876		1	0.0%
00879		1	0.0%
00884		2	0.0%
00890		1	0.0%
00891		1	0.0%
00900		2	0.0%
00904		1	0.0%
00906		1	0.0%
00921		1	0.0%
00952		1	0.0%
00964		1	0.0%
00991		1	0.0%
00992		1	0.0%
01000		7	0.0%
01001		1	0.0%
01020		1	0.0%
01026		1	0.0%
01036		1	0.0%
01064		1	0.0%
01065		1	0.0%
01067		1	0.0%
01093		1	0.0%
01097		1	0.0%
01102		1	0.0%
01104		1	0.0%
01120		1	0.0%
01133		1	0.0%
01134		1	0.0%
01140		2	0.0%
01150		1	0.0%
01151		1	0.0%

**File : 07 Gujarat****# TOT: TOTAL OF TOTAL**

<b>Value</b>	<b>Label</b>	<b>Cases</b>	<b>Percentage</b>
01155		1	0.0%
01159		1	0.0%
01181		1	0.0%
01196		1	0.0%
01199		1	0.0%
01200		3	0.0%
01210		1	0.0%
01213		1	0.0%
01267		1	0.0%
01271		1	0.0%
01284		1	0.0%
01289		1	0.0%
01295		1	0.0%
01315		1	0.0%
01330		1	0.0%
01340		1	0.0%
01355		1	0.0%
01371		1	0.0%
01372		1	0.0%
01425		1	0.0%
01447		1	0.0%
01450		1	0.0%
01451		1	0.0%
01456		1	0.0%
01457		1	0.0%
01482		1	0.0%
01488		1	0.0%
01505		1	0.0%
01524		1	0.0%
01602		1	0.0%
01648		1	0.0%
01650		1	0.0%
01667		1	0.0%
01700		2	0.0%
01710		1	0.0%
01715		1	0.0%
01730		1	0.0%
01803		1	0.0%
01814		1	0.0%
01821		1	0.0%
01842		1	0.0%
01960		1	0.0%
01997		1	0.0%

## File : 07 Gujarat

### # TOT: TOTAL OF TOTAL

Value	Label	Cases	Percentage
02000		4	0.0%
02030		1	0.0%
02034		1	0.0%
02066		1	0.0%
02093		1	0.0%
02116		1	0.0%
02227		1	0.0%
02230		1	0.0%
02297		1	0.0%
02319		1	0.0%
02324		1	0.0%
02409		1	0.0%
02509		1	0.0%
02515		1	0.0%
02525		1	0.0%
02542		1	0.0%
02595		1	0.0%
02600		1	0.0%
02692		1	0.0%
02900		1	0.0%
03015		1	0.0%
03125		1	0.0%
03258		1	0.0%
03390		1	0.0%
03635		2	0.0%
03656		1	0.0%
03677		1	0.0%
03982		1	0.0%
04000		1	0.0%
04364		1	0.0%
04501		1	0.0%
04520		2	0.0%
04702		1	0.0%
04705		1	0.0%
05746		1	0.0%
05813		1	0.0%
07059		1	0.0%
07570		1	0.0%
07753		1	0.0%
08555		1	0.0%
21355		1	0.0%
27720		1	0.0%
28173		1	0.0%

Warning: these figures indicate the number of cases found in the data file. They cannot be interpreted as summary statistics of the population of interest.

# File : 07 Gujarat

## # H\_ADULT\_M: HIRED ADULT MALE

**Information** [Type= discrete] [Format=character] [Missing=\*]

**Statistics [NW/ W]** [Valid=1914576 /-] [Invalid=0 /-]

Value	Label	Cases	Percentage
00000		1496719	78.2%
00001		196547	10.3%
00002		86003	4.5%
00003		35146	1.8%
00004		23942	1.3%
00005		15819	0.8%
00006		10680	0.6%
00007		6939	0.4%
00008		7280	0.4%
00009		3402	0.2%
00010		6012	0.3%
00011		1608	0.1%
00012		2531	0.1%
00013		1142	0.1%
00014		1512	0.1%
00015		2360	0.1%
00016		936	0.0%
00017		710	0.0%
00018		1027	0.1%
00019		699	0.0%
00020		1810	0.1%
00021		399	0.0%
00022		484	0.0%
00023		361	0.0%
00024		491	0.0%
00025		938	0.0%
00026		271	0.0%
00027		225	0.0%
00028		326	0.0%
00029		247	0.0%
00030		807	0.0%
00031		164	0.0%
00032		200	0.0%
00033		150	0.0%
00034		149	0.0%
00035		385	0.0%
00036		118	0.0%
00037		123	0.0%
00038		153	0.0%
00039		113	0.0%
00040		450	0.0%

**File : 07 Gujarat****# H\_ADULT\_M: HIRED ADULT MALE**

<b>Value</b>	<b>Label</b>	<b>Cases</b>	<b>Percentage</b>
00041		74	0.0%
00042		124	0.0%
00043		81	0.0%
00044		92	0.0%
00045		209	0.0%
00046		68	0.0%
00047		61	0.0%
00048		115	0.0%
00049		63	0.0%
00050		405	0.0%
00051		52	0.0%
00052		65	0.0%
00053		50	0.0%
00054		68	0.0%
00055		93	0.0%
00056		25	0.0%
00057		41	0.0%
00058		59	0.0%
00059		44	0.0%
00060		194	0.0%
00061		32	0.0%
00062		47	0.0%
00063		31	0.0%
00064		41	0.0%
00065		75	0.0%
00066		29	0.0%
00067		22	0.0%
00068		48	0.0%
00069		29	0.0%
00070		126	0.0%
00071		19	0.0%
00072		29	0.0%
00073		21	0.0%
00074		32	0.0%
00075		71	0.0%
00076		25	0.0%
00077		29	0.0%
00078		27	0.0%
00079		23	0.0%
00080		104	0.0%
00081		14	0.0%
00082		21	0.0%
00083		11	0.0%



**File : 07 Gujarat****# H\_ADULT\_M: HIRED ADULT MALE**

Value	Label	Cases	Percentage
00084		22	0.0%
00085		35	0.0%
00086		12	0.0%
00087		16	0.0%
00088		16	0.0%
00089		11	0.0%
00090		61	0.0%
00091		8	0.0%
00092		9	0.0%
00093		12	0.0%
00094		16	0.0%
00095		19	0.0%
00096		15	0.0%
00097		15	0.0%
00098		25	0.0%
00099		11	0.0%
00100		184	0.0%
00101		10	0.0%
00102		7	0.0%
00103		11	0.0%
00104		11	0.0%
00105		13	0.0%
00106		6	0.0%
00107		15	0.0%
00108		18	0.0%
00109		5	0.0%
00110		51	0.0%
00111		12	0.0%
00112		16	0.0%
00113		14	0.0%
00114		10	0.0%
00115		24	0.0%
00116		10	0.0%
00117		9	0.0%
00118		19	0.0%
00119		8	0.0%
00120		39	0.0%
00121		10	0.0%
00122		15	0.0%
00123		7	0.0%
00124		12	0.0%
00125		38	0.0%
00126		7	0.0%

**File : 07 Gujarat****# H\_ADULT\_M: HIRED ADULT MALE**

<b>Value</b>	<b>Label</b>	<b>Cases</b>	<b>Percentage</b>
00127		7	0.0%
00128		15	0.0%
00129		10	0.0%
00130		28	0.0%
00131		6	0.0%
00132		5	0.0%
00133		8	0.0%
00134		4	0.0%
00135		12	0.0%
00136		7	0.0%
00137		9	0.0%
00138		7	0.0%
00139		5	0.0%
00140		31	0.0%
00141		5	0.0%
00142		7	0.0%
00143		4	0.0%
00144		5	0.0%
00145		15	0.0%
00146		4	0.0%
00147		10	0.0%
00148		6	0.0%
00149		11	0.0%
00150		102	0.0%
00151		3	0.0%
00152		5	0.0%
00153		5	0.0%
00154		6	0.0%
00155		7	0.0%
00156		3	0.0%
00157		5	0.0%
00158		10	0.0%
00159		7	0.0%
00160		15	0.0%
00161		2	0.0%
00162		6	0.0%
00163		2	0.0%
00164		3	0.0%
00165		9	0.0%
00166		6	0.0%
00167		4	0.0%
00168		5	0.0%
00169		3	0.0%

**File : 07 Gujarat****# H\_ADULT\_M: HIRED ADULT MALE**

<b>Value</b>	<b>Label</b>	<b>Cases</b>	<b>Percentage</b>
00170		19	0.0%
00171		7	0.0%
00172		5	0.0%
00173		2	0.0%
00174		8	0.0%
00175		16	0.0%
00176		3	0.0%
00177		1	0.0%
00178		5	0.0%
00179		6	0.0%
00180		9	0.0%
00181		3	0.0%
00182		3	0.0%
00183		3	0.0%
00184		5	0.0%
00185		5	0.0%
00186		2	0.0%
00187		7	0.0%
00188		5	0.0%
00189		9	0.0%
00190		14	0.0%
00191		3	0.0%
00192		3	0.0%
00193		3	0.0%
00194		2	0.0%
00195		5	0.0%
00196		8	0.0%
00197		6	0.0%
00198		8	0.0%
00199		2	0.0%
00200		89	0.0%
00201		7	0.0%
00202		3	0.0%
00203		2	0.0%
00204		3	0.0%
00205		2	0.0%
00206		1	0.0%
00207		4	0.0%
00208		3	0.0%
00209		2	0.0%
00210		2	0.0%
00211		4	0.0%
00212		6	0.0%

**File : 07 Gujarat****# H\_ADULT\_M: HIRED ADULT MALE**

Value	Label	Cases	Percentage
00213		2	0.0%
00214		6	0.0%
00215		4	0.0%
00216		3	0.0%
00217		1	0.0%
00218		2	0.0%
00219		3	0.0%
00220		4	0.0%
00221		2	0.0%
00222		1	0.0%
00223		3	0.0%
00224		1	0.0%
00225		12	0.0%
00226		5	0.0%
00227		1	0.0%
00228		1	0.0%
00229		2	0.0%
00230		5	0.0%
00231		1	0.0%
00232		2	0.0%
00233		2	0.0%
00234		2	0.0%
00235		1	0.0%
00236		1	0.0%
00237		2	0.0%
00238		1	0.0%
00239		2	0.0%
00240		9	0.0%
00241		6	0.0%
00242		2	0.0%
00243		5	0.0%
00244		2	0.0%
00245		7	0.0%
00246		3	0.0%
00248		2	0.0%
00249		4	0.0%
00250		44	0.0%
00251		1	0.0%
00252		1	0.0%
00253		3	0.0%
00254		1	0.0%
00255		4	0.0%
00256		1	0.0%

**File : 07 Gujarat****# H\_ADULT\_M: HIRED ADULT MALE**

<b>Value</b>	<b>Label</b>	<b>Cases</b>	<b>Percentage</b>
00257		2	0.0%
00258		3	0.0%
00260		1	0.0%
00261		1	0.0%
00262		3	0.0%
00264		1	0.0%
00265		2	0.0%
00267		1	0.0%
00271		2	0.0%
00272		1	0.0%
00273		2	0.0%
00274		1	0.0%
00275		3	0.0%
00276		1	0.0%
00277		1	0.0%
00278		3	0.0%
00279		1	0.0%
00280		2	0.0%
00281		1	0.0%
00282		3	0.0%
00283		2	0.0%
00284		1	0.0%
00285		3	0.0%
00287		4	0.0%
00289		1	0.0%
00290		4	0.0%
00291		1	0.0%
00292		1	0.0%
00294		1	0.0%
00295		1	0.0%
00296		2	0.0%
00297		3	0.0%
00298		2	0.0%
00299		3	0.0%
00300		30	0.0%
00301		1	0.0%
00302		1	0.0%
00303		2	0.0%
00304		1	0.0%
00306		2	0.0%
00308		1	0.0%
00310		4	0.0%
00311		1	0.0%

**File : 07 Gujarat****# H\_ADULT\_M: HIRED ADULT MALE**

<b>Value</b>	<b>Label</b>	<b>Cases</b>	<b>Percentage</b>
00312		3	0.0%
00313		3	0.0%
00314		1	0.0%
00315		1	0.0%
00316		1	0.0%
00318		1	0.0%
00320		1	0.0%
00321		1	0.0%
00322		1	0.0%
00323		2	0.0%
00324		1	0.0%
00325		1	0.0%
00326		1	0.0%
00327		1	0.0%
00328		3	0.0%
00330		1	0.0%
00331		1	0.0%
00335		1	0.0%
00337		1	0.0%
00338		2	0.0%
00339		1	0.0%
00340		1	0.0%
00344		1	0.0%
00345		1	0.0%
00347		1	0.0%
00348		1	0.0%
00349		3	0.0%
00350		11	0.0%
00353		2	0.0%
00354		1	0.0%
00355		1	0.0%
00356		1	0.0%
00358		1	0.0%
00359		1	0.0%
00360		1	0.0%
00363		1	0.0%
00365		1	0.0%
00366		2	0.0%
00368		1	0.0%
00369		1	0.0%
00370		5	0.0%
00371		1	0.0%
00373		1	0.0%

**File : 07 Gujarat****# H\_ADULT\_M: HIRED ADULT MALE**

<b>Value</b>	<b>Label</b>	<b>Cases</b>	<b>Percentage</b>
00375		1	0.0%
00377		1	0.0%
00378		1	0.0%
00380		1	0.0%
00382		1	0.0%
00384		1	0.0%
00386		1	0.0%
00387		1	0.0%
00389		1	0.0%
00390		2	0.0%
00391		1	0.0%
00392		1	0.0%
00393		3	0.0%
00396		1	0.0%
00398		1	0.0%
00399		2	0.0%
00400		10	0.0%
00403		2	0.0%
00405		1	0.0%
00406		1	0.0%
00407		1	0.0%
00408		1	0.0%
00409		1	0.0%
00410		2	0.0%
00411		2	0.0%
00412		1	0.0%
00414		1	0.0%
00416		4	0.0%
00420		2	0.0%
00421		1	0.0%
00423		3	0.0%
00425		1	0.0%
00426		3	0.0%
00429		1	0.0%
00430		1	0.0%
00436		1	0.0%
00437		1	0.0%
00438		1	0.0%
00439		1	0.0%
00440		1	0.0%
00441		1	0.0%
00442		2	0.0%
00443		1	0.0%

**File : 07 Gujarat****# H\_ADULT\_M: HIRED ADULT MALE**

<b>Value</b>	<b>Label</b>	<b>Cases</b>	<b>Percentage</b>
00444		2	0.0%
00445		1	0.0%
00446		2	0.0%
00447		1	0.0%
00450		5	0.0%
00451		2	0.0%
00452		2	0.0%
00453		1	0.0%
00455		1	0.0%
00457		1	0.0%
00460		2	0.0%
00464		1	0.0%
00465		1	0.0%
00467		1	0.0%
00469		2	0.0%
00474		1	0.0%
00475		3	0.0%
00476		1	0.0%
00478		1	0.0%
00480		1	0.0%
00485		1	0.0%
00486		1	0.0%
00487		1	0.0%
00489		1	0.0%
00490		1	0.0%
00493		1	0.0%
00496		1	0.0%
00497		1	0.0%
00500		13	0.0%
00505		1	0.0%
00507		1	0.0%
00510		1	0.0%
00514		2	0.0%
00519		1	0.0%
00521		1	0.0%
00522		1	0.0%
00524		1	0.0%
00525		1	0.0%
00526		2	0.0%
00527		1	0.0%
00530		2	0.0%
00532		1	0.0%
00534		1	0.0%



**File : 07 Gujarat****# H\_ADULT\_M: HIRED ADULT MALE**

<b>Value</b>	<b>Label</b>	<b>Cases</b>	<b>Percentage</b>
00541		1	0.0%
00542		1	0.0%
00550		2	0.0%
00551		1	0.0%
00552		1	0.0%
00554		1	0.0%
00555		1	0.0%
00558		1	0.0%
00559		1	0.0%
00560		1	0.0%
00567		3	0.0%
00573		1	0.0%
00575		1	0.0%
00576		1	0.0%
00578		1	0.0%
00582		1	0.0%
00586		1	0.0%
00587		1	0.0%
00590		1	0.0%
00593		1	0.0%
00594		1	0.0%
00595		1	0.0%
00600		7	0.0%
00601		1	0.0%
00602		1	0.0%
00607		1	0.0%
00610		3	0.0%
00619		1	0.0%
00625		1	0.0%
00630		1	0.0%
00632		1	0.0%
00634		1	0.0%
00639		1	0.0%
00640		1	0.0%
00650		1	0.0%
00652		1	0.0%
00654		1	0.0%
00660		1	0.0%
00661		1	0.0%
00665		1	0.0%
00668		1	0.0%
00675		2	0.0%
00678		1	0.0%

**File : 07 Gujarat****# H\_ADULT\_M: HIRED ADULT MALE**

<b>Value</b>	<b>Label</b>	<b>Cases</b>	<b>Percentage</b>
00685		1	0.0%
00691		1	0.0%
00698		1	0.0%
00700		4	0.0%
00702		1	0.0%
00704		1	0.0%
00710		1	0.0%
00712		1	0.0%
00720		1	0.0%
00722		1	0.0%
00723		1	0.0%
00725		1	0.0%
00729		1	0.0%
00740		1	0.0%
00742		2	0.0%
00748		1	0.0%
00750		3	0.0%
00751		1	0.0%
00755		1	0.0%
00757		1	0.0%
00760		2	0.0%
00761		1	0.0%
00770		1	0.0%
00778		1	0.0%
00800		2	0.0%
00805		1	0.0%
00808		1	0.0%
00817		1	0.0%
00834		1	0.0%
00847		1	0.0%
00851		2	0.0%
00853		2	0.0%
00864		1	0.0%
00869		1	0.0%
00883		1	0.0%
00888		1	0.0%
00900		3	0.0%
00937		1	0.0%
00940		1	0.0%
00944		1	0.0%
00949		1	0.0%
00950		1	0.0%
00952		1	0.0%

**File : 07 Gujarat****# H\_ADULT\_M: HIRED ADULT MALE**

<b>Value</b>	<b>Label</b>	<b>Cases</b>	<b>Percentage</b>
00960		1	0.0%
00989		1	0.0%
00991		1	0.0%
00994		1	0.0%
01000		2	0.0%
01029		1	0.0%
01038		1	0.0%
01060		1	0.0%
01075		1	0.0%
01098		1	0.0%
01119		1	0.0%
01123		1	0.0%
01135		1	0.0%
01139		1	0.0%
01140		1	0.0%
01150		1	0.0%
01181		1	0.0%
01186		1	0.0%
01194		1	0.0%
01195		1	0.0%
01207		1	0.0%
01213		1	0.0%
01223		1	0.0%
01224		1	0.0%
01229		1	0.0%
01261		1	0.0%
01265		1	0.0%
01270		1	0.0%
01295		1	0.0%
01312		1	0.0%
01336		1	0.0%
01340		1	0.0%
01369		1	0.0%
01387		1	0.0%
01398		1	0.0%
01400		1	0.0%
01431		1	0.0%
01436		1	0.0%
01447		1	0.0%
01479		1	0.0%
01482		1	0.0%
01500		2	0.0%
01602		1	0.0%

**File : 07 Gujarat****# H\_ADULT\_M: HIRED ADULT MALE**

<b>Value</b>	<b>Label</b>	<b>Cases</b>	<b>Percentage</b>
01636		1	0.0%
01666		1	0.0%
01693		1	0.0%
01709		1	0.0%
01730		1	0.0%
01801		1	0.0%
01807		1	0.0%
01821		1	0.0%
01825		1	0.0%
01840		1	0.0%
01951		1	0.0%
01963		1	0.0%
01970		1	0.0%
02000		2	0.0%
02006		1	0.0%
02062		1	0.0%
02065		1	0.0%
02198		1	0.0%
02203		1	0.0%
02208		1	0.0%
02289		1	0.0%
02319		1	0.0%
02409		1	0.0%
02492		1	0.0%
02497		1	0.0%
02500		3	0.0%
02513		1	0.0%
02618		1	0.0%
02872		1	0.0%
02946		1	0.0%
03000		1	0.0%
03182		1	0.0%
03210		1	0.0%
03575		1	0.0%
03584		1	0.0%
03590		1	0.0%
03642		1	0.0%
03975		1	0.0%
03982		1	0.0%
04261		1	0.0%
04314		1	0.0%
04490		1	0.0%
04500		1	0.0%

## File : 07 Gujarat

### # H\_ADULT\_M: HIRED ADULT MALE

Value	Label	Cases	Percentage
04686		1	0.0%
04871		1	0.0%
05718		1	0.0%
07056		1	0.0%
07130		1	0.0%
07560		1	0.0%
14125		1	0.0%
19361		1	0.0%
19734		1	0.0%

Warning: these figures indicate the number of cases found in the data file. They cannot be interpreted as summary statistics of the population of interest.

### # H\_ADULT\_F: HIRED ADULT FEMALE

<b>Information</b>	[Type= discrete] [Format=character] [Missing=*]
--------------------	---

<b>Statistics [NW/ W]</b>	[Valid=1914576 /-] [Invalid=0 /-]
---------------------------	-----------------------------------

Value	Label	Cases	Percentage
00000		1838554	96.0%
00001		30794	1.6%
00002		20611	1.1%
00003		7174	0.4%
00004		4518	0.2%
00005		3378	0.2%
00006		1753	0.1%
00007		1091	0.1%
00008		1090	0.1%
00009		567	0.0%
00010		1307	0.1%
00011		260	0.0%
00012		426	0.0%
00013		225	0.0%
00014		162	0.0%
00015		406	0.0%
00016		125	0.0%
00017		105	0.0%
00018		148	0.0%
00019		58	0.0%
00020		313	0.0%
00021		62	0.0%
00022		70	0.0%
00023		65	0.0%
00024		43	0.0%
00025		147	0.0%
00026		35	0.0%
00027		35	0.0%
00028		36	0.0%

**File : 07 Gujarat****# H\_ADULT\_F: HIRED ADULT FEMALE**

<b>Value</b>	<b>Label</b>	<b>Cases</b>	<b>Percentage</b>
00029		26	0.0%
00030		134	0.0%
00031		22	0.0%
00032		21	0.0%
00033		12	0.0%
00034		15	0.0%
00035		59	0.0%
00036		20	0.0%
00037		10	0.0%
00038		21	0.0%
00039		9	0.0%
00040		54	0.0%
00041		7	0.0%
00042		15	0.0%
00043		15	0.0%
00044		8	0.0%
00045		23	0.0%
00046		9	0.0%
00047		10	0.0%
00048		11	0.0%
00049		10	0.0%
00050		87	0.0%
00051		3	0.0%
00052		12	0.0%
00053		7	0.0%
00054		10	0.0%
00055		15	0.0%
00056		9	0.0%
00057		3	0.0%
00058		2	0.0%
00059		5	0.0%
00060		29	0.0%
00061		3	0.0%
00062		4	0.0%
00063		1	0.0%
00064		3	0.0%
00065		7	0.0%
00066		3	0.0%
00067		5	0.0%
00068		9	0.0%
00069		4	0.0%
00070		13	0.0%
00071		2	0.0%

**File : 07 Gujarat****# H\_ADULT\_F: HIRED ADULT FEMALE**

<b>Value</b>	<b>Label</b>	<b>Cases</b>	<b>Percentage</b>
00072		4	0.0%
00073		3	0.0%
00074		2	0.0%
00075		9	0.0%
00076		2	0.0%
00077		1	0.0%
00078		3	0.0%
00079		2	0.0%
00080		14	0.0%
00081		2	0.0%
00082		3	0.0%
00083		4	0.0%
00084		1	0.0%
00085		3	0.0%
00086		2	0.0%
00088		3	0.0%
00090		6	0.0%
00091		1	0.0%
00092		2	0.0%
00093		2	0.0%
00094		1	0.0%
00095		3	0.0%
00097		1	0.0%
00098		2	0.0%
00099		1	0.0%
00100		36	0.0%
00102		2	0.0%
00103		2	0.0%
00104		1	0.0%
00107		3	0.0%
00109		1	0.0%
00110		1	0.0%
00112		2	0.0%
00113		2	0.0%
00114		1	0.0%
00115		1	0.0%
00118		1	0.0%
00120		4	0.0%
00124		1	0.0%
00125		8	0.0%
00127		1	0.0%
00128		1	0.0%
00130		1	0.0%

**File : 07 Gujarat****# H\_ADULT\_F: HIRED ADULT FEMALE**

<b>Value</b>	<b>Label</b>	<b>Cases</b>	<b>Percentage</b>
00135		5	0.0%
00139		1	0.0%
00140		3	0.0%
00143		1	0.0%
00145		2	0.0%
00147		1	0.0%
00148		2	0.0%
00150		7	0.0%
00157		1	0.0%
00159		1	0.0%
00160		5	0.0%
00169		1	0.0%
00171		1	0.0%
00172		1	0.0%
00173		1	0.0%
00174		1	0.0%
00175		1	0.0%
00176		1	0.0%
00177		1	0.0%
00180		2	0.0%
00183		1	0.0%
00195		2	0.0%
00196		1	0.0%
00197		2	0.0%
00198		1	0.0%
00199		1	0.0%
00200		10	0.0%
00201		1	0.0%
00204		1	0.0%
00205		1	0.0%
00206		1	0.0%
00210		1	0.0%
00212		1	0.0%
00215		1	0.0%
00217		1	0.0%
00225		2	0.0%
00230		1	0.0%
00233		2	0.0%
00235		1	0.0%
00245		1	0.0%
00250		3	0.0%
00256		1	0.0%
00258		1	0.0%



## File : 07 Gujarat

### # H\_ADULT\_F: HIRED ADULT FEMALE

Value	Label	Cases	Percentage
00260		1	0.0%
00280		1	0.0%
00287		1	0.0%
00300		3	0.0%
00301		1	0.0%
00310		1	0.0%
00325		2	0.0%
00330		2	0.0%
00331		2	0.0%
00333		1	0.0%
00338		1	0.0%
00344		1	0.0%
00350		2	0.0%
00363		1	0.0%
00371		1	0.0%
00380		1	0.0%
00391		1	0.0%
00395		1	0.0%
00396		1	0.0%
00400		4	0.0%
00421		1	0.0%
00425		1	0.0%
00444		1	0.0%
00483		1	0.0%
00485		1	0.0%
00566		1	0.0%
00637		1	0.0%
00708		1	0.0%
00753		1	0.0%
00843		1	0.0%
00875		1	0.0%
00960		1	0.0%
01125		1	0.0%
01128		1	0.0%
01425		1	0.0%
06117		1	0.0%
07230		1	0.0%
08359		1	0.0%
08439		1	0.0%

Warning: these figures indicate the number of cases found in the data file. They cannot be interpreted as summary statistics of the population of interest.

### # H\_CHILD\_M: HIRED CHIELD MALE

<b>Information</b>	[Type= discrete] [Format=character] [Missing=*]
<b>Statistics [NW/ W]</b>	[Valid=1914576 /-] [Invalid=0 /-]

## File : 07 Gujarat

### # H\_CHILD\_M: HIRED CHIELD MALE

Value	Label	Cases	Percentage
00000		1910399	99.8%
00001		2852	0.1%
00002		903	0.0%
00003		197	0.0%
00004		88	0.0%
00005		59	0.0%
00006		20	0.0%
00007		6	0.0%
00008		18	0.0%
00009		1	0.0%
00010		9	0.0%
00011		2	0.0%
00012		1	0.0%
00014		2	0.0%
00015		5	0.0%
00016		1	0.0%
00017		1	0.0%
00020		5	0.0%
00025		4	0.0%
00027		1	0.0%
00030		1	0.0%
00040		1	0.0%

*Warning: these figures indicate the number of cases found in the data file. They cannot be interpreted as summary statistics of the population of interest.*

### # H\_CHILD\_F: HIRED CHIELD FEMALE

Value	Label	Cases	Percentage
00000		1913905	100.0%
00001		408	0.0%
00002		114	0.0%
00003		48	0.0%
00004		24	0.0%
00005		18	0.0%
00006		9	0.0%
00007		5	0.0%
00008		4	0.0%
00009		1	0.0%
00010		6	0.0%
00012		5	0.0%
00014		3	0.0%
00015		8	0.0%
00016		2	0.0%

## File : 07 Gujarat

### # H\_CHILD\_F: HIRED CHIELD FEMALE

Value	Label	Cases	Percentage
00017		2	0.0%
00020		4	0.0%
00021		1	0.0%
00023		1	0.0%
00024		1	0.0%
00025		2	0.0%
00030		1	0.0%
00031		1	0.0%
00043		1	0.0%
00049		1	0.0%
00051		1	0.0%

Warning: these figures indicate the number of cases found in the data file. They cannot be interpreted as summary statistics of the population of interest.

### # T\_HIRED: TOTAL OF HIRED

<b>Information</b>	[Type= discrete] [Format=character] [Missing=*]
<b>Statistics [NW/ W]</b>	[Valid=1914576 /-] [Invalid=0 /-]

Value	Label	Cases	Percentage
00000		1477275	77.2%
00001		191115	10.0%
00002		95827	5.0%
00003		35935	1.9%
00004		24683	1.3%
00005		16534	0.9%
00006		12188	0.6%
00007		8668	0.5%
00008		9004	0.5%
00009		4744	0.2%
00010		6434	0.3%
00011		2165	0.1%
00012		3045	0.2%
00013		1592	0.1%
00014		1946	0.1%
00015		2699	0.1%
00016		1270	0.1%
00017		974	0.1%
00018		1206	0.1%
00019		820	0.0%
00020		1997	0.1%
00021		568	0.0%
00022		704	0.0%
00023		473	0.0%
00024		590	0.0%
00025		1066	0.1%
00026		362	0.0%

**File : 07 Gujarat****# T\_HIRED: TOTAL OF HIRED**

<b>Value</b>	<b>Label</b>	<b>Cases</b>	<b>Percentage</b>
00027		307	0.0%
00028		372	0.0%
00029		300	0.0%
00030		871	0.0%
00031		234	0.0%
00032		299	0.0%
00033		199	0.0%
00034		195	0.0%
00035		465	0.0%
00036		175	0.0%
00037		143	0.0%
00038		183	0.0%
00039		145	0.0%
00040		514	0.0%
00041		126	0.0%
00042		142	0.0%
00043		116	0.0%
00044		115	0.0%
00045		257	0.0%
00046		89	0.0%
00047		90	0.0%
00048		129	0.0%
00049		84	0.0%
00050		434	0.0%
00051		56	0.0%
00052		99	0.0%
00053		68	0.0%
00054		92	0.0%
00055		130	0.0%
00056		44	0.0%
00057		60	0.0%
00058		74	0.0%
00059		54	0.0%
00060		249	0.0%
00061		40	0.0%
00062		64	0.0%
00063		45	0.0%
00064		42	0.0%
00065		89	0.0%
00066		35	0.0%
00067		37	0.0%
00068		50	0.0%
00069		36	0.0%

**File : 07 Gujarat****# T\_HIRED: TOTAL OF HIRED**

<b>Value</b>	<b>Label</b>	<b>Cases</b>	<b>Percentage</b>
00070		162	0.0%
00071		27	0.0%
00072		31	0.0%
00073		25	0.0%
00074		48	0.0%
00075		79	0.0%
00076		36	0.0%
00077		23	0.0%
00078		38	0.0%
00079		26	0.0%
00080		142	0.0%
00081		12	0.0%
00082		31	0.0%
00083		20	0.0%
00084		18	0.0%
00085		42	0.0%
00086		18	0.0%
00087		13	0.0%
00088		20	0.0%
00089		18	0.0%
00090		71	0.0%
00091		19	0.0%
00092		15	0.0%
00093		15	0.0%
00094		9	0.0%
00095		31	0.0%
00096		11	0.0%
00097		15	0.0%
00098		24	0.0%
00099		20	0.0%
00100		178	0.0%
00101		3	0.0%
00102		19	0.0%
00103		12	0.0%
00104		18	0.0%
00105		25	0.0%
00106		8	0.0%
00107		13	0.0%
00108		25	0.0%
00109		5	0.0%
00110		59	0.0%
00111		11	0.0%
00112		11	0.0%

**File : 07 Gujarat****# T\_HIRED: TOTAL OF HIRED**

<b>Value</b>	<b>Label</b>	<b>Cases</b>	<b>Percentage</b>
00113		19	0.0%
00114		14	0.0%
00115		26	0.0%
00116		14	0.0%
00117		7	0.0%
00118		12	0.0%
00119		7	0.0%
00120		62	0.0%
00121		6	0.0%
00122		15	0.0%
00123		7	0.0%
00124		5	0.0%
00125		47	0.0%
00126		6	0.0%
00127		6	0.0%
00128		13	0.0%
00129		10	0.0%
00130		30	0.0%
00131		13	0.0%
00132		11	0.0%
00133		9	0.0%
00134		8	0.0%
00135		15	0.0%
00136		6	0.0%
00137		5	0.0%
00138		13	0.0%
00139		6	0.0%
00140		25	0.0%
00141		6	0.0%
00142		10	0.0%
00143		6	0.0%
00144		4	0.0%
00145		17	0.0%
00146		7	0.0%
00147		8	0.0%
00148		16	0.0%
00149		15	0.0%
00150		95	0.0%
00151		8	0.0%
00152		5	0.0%
00153		6	0.0%
00154		5	0.0%
00155		3	0.0%

**File : 07 Gujarat****# T\_HIRED: TOTAL OF HIRED**

<b>Value</b>	<b>Label</b>	<b>Cases</b>	<b>Percentage</b>
00156		3	0.0%
00157		9	0.0%
00158		5	0.0%
00159		5	0.0%
00160		21	0.0%
00161		2	0.0%
00162		10	0.0%
00163		5	0.0%
00164		4	0.0%
00165		10	0.0%
00166		7	0.0%
00167		8	0.0%
00168		3	0.0%
00169		4	0.0%
00170		16	0.0%
00171		2	0.0%
00172		7	0.0%
00173		7	0.0%
00174		8	0.0%
00175		15	0.0%
00176		10	0.0%
00177		3	0.0%
00178		5	0.0%
00179		4	0.0%
00180		15	0.0%
00181		4	0.0%
00182		1	0.0%
00183		3	0.0%
00184		9	0.0%
00185		9	0.0%
00186		2	0.0%
00187		1	0.0%
00188		7	0.0%
00189		6	0.0%
00190		11	0.0%
00191		2	0.0%
00192		3	0.0%
00193		1	0.0%
00194		6	0.0%
00195		6	0.0%
00196		10	0.0%
00197		4	0.0%
00198		10	0.0%

## File : 07 Gujarat

### # T\_HIRED: TOTAL OF HIRED

Value	Label	Cases	Percentage
00199		2	0.0%
00200		100	0.0%
00201		5	0.0%
00202		3	0.0%
00203		6	0.0%
00204		4	0.0%
00205		8	0.0%
00206		1	0.0%
00207		5	0.0%
00208		5	0.0%
00209		1	0.0%
00210		8	0.0%
00211		5	0.0%
00212		5	0.0%
00213		3	0.0%
00214		4	0.0%
00215		5	0.0%
00216		3	0.0%
00217		2	0.0%
00218		2	0.0%
00219		2	0.0%
00220		11	0.0%
00221		6	0.0%
00222		5	0.0%
00223		3	0.0%
00225		13	0.0%
00226		3	0.0%
00227		5	0.0%
00228		4	0.0%
00229		1	0.0%
00230		7	0.0%
00231		2	0.0%
00232		1	0.0%
00234		4	0.0%
00235		4	0.0%
00236		1	0.0%
00237		1	0.0%
00238		1	0.0%
00239		1	0.0%
00240		10	0.0%
00241		6	0.0%
00242		1	0.0%
00243		9	0.0%



## File : 07 Gujarat

### # T\_HIRED: TOTAL OF HIRED

Value	Label	Cases	Percentage
00244		2	0.0%
00245		6	0.0%
00246		2	0.0%
00247		2	0.0%
00248		5	0.0%
00249		6	0.0%
00250		61	0.0%
00251		1	0.0%
00252		2	0.0%
00253		3	0.0%
00254		3	0.0%
00255		2	0.0%
00256		2	0.0%
00257		7	0.0%
00258		5	0.0%
00259		3	0.0%
00260		3	0.0%
00261		1	0.0%
00262		1	0.0%
00263		3	0.0%
00264		1	0.0%
00271		2	0.0%
00272		5	0.0%
00273		1	0.0%
00274		2	0.0%
00275		4	0.0%
00276		1	0.0%
00278		3	0.0%
00279		2	0.0%
00280		6	0.0%
00282		3	0.0%
00283		1	0.0%
00284		1	0.0%
00285		2	0.0%
00286		1	0.0%
00287		3	0.0%
00288		1	0.0%
00289		5	0.0%
00290		3	0.0%
00291		3	0.0%
00292		2	0.0%
00295		1	0.0%
00296		1	0.0%

**File : 07 Gujarat****# T\_HIRED: TOTAL OF HIRED**

<b>Value</b>	<b>Label</b>	<b>Cases</b>	<b>Percentage</b>
00297		2	0.0%
00298		1	0.0%
00299		3	0.0%
00300		28	0.0%
00301		2	0.0%
00302		5	0.0%
00303		1	0.0%
00304		1	0.0%
00305		1	0.0%
00308		3	0.0%
00309		1	0.0%
00310		2	0.0%
00311		1	0.0%
00312		1	0.0%
00313		1	0.0%
00314		1	0.0%
00315		3	0.0%
00319		1	0.0%
00320		1	0.0%
00321		2	0.0%
00322		3	0.0%
00324		1	0.0%
00325		3	0.0%
00326		1	0.0%
00327		1	0.0%
00328		4	0.0%
00330		4	0.0%
00331		1	0.0%
00332		1	0.0%
00333		1	0.0%
00334		2	0.0%
00335		1	0.0%
00336		1	0.0%
00338		3	0.0%
00339		1	0.0%
00340		2	0.0%
00345		1	0.0%
00346		1	0.0%
00348		2	0.0%
00349		3	0.0%
00350		13	0.0%
00351		3	0.0%
00353		1	0.0%

## File : 07 Gujarat

### # T\_HIRED: TOTAL OF HIRED

Value	Label	Cases	Percentage
00354		2	0.0%
00355		2	0.0%
00356		1	0.0%
00357		1	0.0%
00358		2	0.0%
00360		2	0.0%
00361		1	0.0%
00364		1	0.0%
00365		2	0.0%
00366		4	0.0%
00367		1	0.0%
00369		1	0.0%
00370		4	0.0%
00371		1	0.0%
00373		2	0.0%
00374		1	0.0%
00375		1	0.0%
00380		1	0.0%
00382		1	0.0%
00385		1	0.0%
00387		1	0.0%
00392		2	0.0%
00395		1	0.0%
00396		1	0.0%
00397		1	0.0%
00398		1	0.0%
00399		1	0.0%
00400		15	0.0%
00401		1	0.0%
00403		2	0.0%
00405		1	0.0%
00406		1	0.0%
00407		2	0.0%
00408		2	0.0%
00409		4	0.0%
00410		5	0.0%
00416		3	0.0%
00417		2	0.0%
00419		1	0.0%
00420		1	0.0%
00422		1	0.0%
00423		3	0.0%
00425		4	0.0%

**File : 07 Gujarat****# T\_HIRED: TOTAL OF HIRED**

<b>Value</b>	<b>Label</b>	<b>Cases</b>	<b>Percentage</b>
00427		2	0.0%
00430		1	0.0%
00432		1	0.0%
00433		1	0.0%
00434		2	0.0%
00437		2	0.0%
00441		1	0.0%
00443		1	0.0%
00444		1	0.0%
00446		1	0.0%
00449		1	0.0%
00450		8	0.0%
00451		2	0.0%
00452		2	0.0%
00454		1	0.0%
00459		1	0.0%
00460		3	0.0%
00461		1	0.0%
00463		1	0.0%
00464		1	0.0%
00465		1	0.0%
00466		1	0.0%
00467		1	0.0%
00469		1	0.0%
00471		1	0.0%
00475		4	0.0%
00476		1	0.0%
00478		1	0.0%
00481		1	0.0%
00483		3	0.0%
00486		1	0.0%
00490		1	0.0%
00492		2	0.0%
00495		3	0.0%
00497		2	0.0%
00498		1	0.0%
00500		15	0.0%
00502		2	0.0%
00509		1	0.0%
00511		2	0.0%
00514		1	0.0%
00515		1	0.0%
00519		1	0.0%

**File : 07 Gujarat****# T\_HIRED: TOTAL OF HIRED**

<b>Value</b>	<b>Label</b>	<b>Cases</b>	<b>Percentage</b>
00520		1	0.0%
00525		1	0.0%
00530		1	0.0%
00532		1	0.0%
00537		2	0.0%
00540		1	0.0%
00541		1	0.0%
00543		1	0.0%
00544		1	0.0%
00547		1	0.0%
00550		3	0.0%
00551		1	0.0%
00552		1	0.0%
00554		1	0.0%
00555		2	0.0%
00559		1	0.0%
00565		1	0.0%
00569		1	0.0%
00570		1	0.0%
00572		1	0.0%
00573		2	0.0%
00576		1	0.0%
00577		1	0.0%
00582		1	0.0%
00584		1	0.0%
00586		1	0.0%
00588		1	0.0%
00590		2	0.0%
00593		1	0.0%
00594		1	0.0%
00595		1	0.0%
00600		7	0.0%
00601		1	0.0%
00602		2	0.0%
00604		1	0.0%
00605		1	0.0%
00615		1	0.0%
00619		1	0.0%
00620		1	0.0%
00621		1	0.0%
00622		1	0.0%
00627		1	0.0%
00630		1	0.0%

**File : 07 Gujarat****# T\_HIRED: TOTAL OF HIRED**

<b>Value</b>	<b>Label</b>	<b>Cases</b>	<b>Percentage</b>
00632		1	0.0%
00635		2	0.0%
00641		1	0.0%
00642		1	0.0%
00647		1	0.0%
00648		1	0.0%
00650		2	0.0%
00653		1	0.0%
00655		1	0.0%
00660		1	0.0%
00665		2	0.0%
00669		1	0.0%
00672		1	0.0%
00673		1	0.0%
00675		2	0.0%
00678		1	0.0%
00680		1	0.0%
00686		1	0.0%
00698		2	0.0%
00699		1	0.0%
00700		5	0.0%
00706		1	0.0%
00713		1	0.0%
00723		1	0.0%
00729		1	0.0%
00735		1	0.0%
00738		1	0.0%
00739		1	0.0%
00750		2	0.0%
00755		2	0.0%
00760		2	0.0%
00761		1	0.0%
00765		1	0.0%
00769		1	0.0%
00770		1	0.0%
00774		1	0.0%
00778		1	0.0%
00781		1	0.0%
00791		1	0.0%
00800		3	0.0%
00824		1	0.0%
00830		1	0.0%
00844		1	0.0%

**File : 07 Gujarat****# T\_HIRED: TOTAL OF HIRED**

<b>Value</b>	<b>Label</b>	<b>Cases</b>	<b>Percentage</b>
00848		1	0.0%
00853		1	0.0%
00859		1	0.0%
00870		1	0.0%
00872		2	0.0%
00873		1	0.0%
00876		1	0.0%
00883		1	0.0%
00884		1	0.0%
00890		2	0.0%
00900		3	0.0%
00903		1	0.0%
00921		1	0.0%
00952		1	0.0%
00964		1	0.0%
00991		1	0.0%
00992		1	0.0%
01000		7	0.0%
01001		1	0.0%
01006		1	0.0%
01020		1	0.0%
01026		1	0.0%
01064		1	0.0%
01065		1	0.0%
01067		1	0.0%
01093		1	0.0%
01097		1	0.0%
01098		1	0.0%
01100		1	0.0%
01120		1	0.0%
01133		1	0.0%
01134		1	0.0%
01140		2	0.0%
01149		1	0.0%
01151		1	0.0%
01155		1	0.0%
01157		1	0.0%
01181		1	0.0%
01196		1	0.0%
01199		1	0.0%
01200		2	0.0%
01210		1	0.0%
01213		1	0.0%

**File : 07 Gujarat****# T\_HIRED: TOTAL OF HIRED**

<b>Value</b>	<b>Label</b>	<b>Cases</b>	<b>Percentage</b>
01233		1	0.0%
01261		1	0.0%
01267		1	0.0%
01289		1	0.0%
01295		1	0.0%
01330		1	0.0%
01340		1	0.0%
01355		1	0.0%
01365		1	0.0%
01371		1	0.0%
01425		1	0.0%
01445		1	0.0%
01447		1	0.0%
01451		1	0.0%
01456		1	0.0%
01457		1	0.0%
01482		1	0.0%
01488		1	0.0%
01500		1	0.0%
01524		1	0.0%
01602		1	0.0%
01648		1	0.0%
01650		1	0.0%
01666		1	0.0%
01700		2	0.0%
01710		1	0.0%
01715		1	0.0%
01730		1	0.0%
01802		1	0.0%
01811		1	0.0%
01821		1	0.0%
01842		1	0.0%
01997		1	0.0%
02000		4	0.0%
02030		1	0.0%
02034		1	0.0%
02066		1	0.0%
02093		1	0.0%
02116		1	0.0%
02226		1	0.0%
02230		1	0.0%
02297		1	0.0%
02319		1	0.0%



## File : 07 Gujarat

### # T\_HIRED: TOTAL OF HIRED

Value	Label	Cases	Percentage
02324		1	0.0%
02409		1	0.0%
02509		1	0.0%
02514		1	0.0%
02525		1	0.0%
02542		1	0.0%
02595		1	0.0%
02600		1	0.0%
02692		1	0.0%
02900		1	0.0%
03015		1	0.0%
03125		1	0.0%
03258		1	0.0%
03390		1	0.0%
03635		2	0.0%
03656		1	0.0%
03677		1	0.0%
03982		1	0.0%
04000		1	0.0%
04364		1	0.0%
04500		1	0.0%
04520		2	0.0%
04700		1	0.0%
04702		1	0.0%
05746		1	0.0%
05813		1	0.0%
07059		1	0.0%
07570		1	0.0%
07753		1	0.0%
08555		1	0.0%
21355		1	0.0%
27720		1	0.0%
28173		1	0.0%

Warning: these figures indicate the number of cases found in the data file. They cannot be interpreted as summary statistics of the population of interest.

### # REMAKS: REMARKS

<b>Information</b>	[Type= discrete] [Format=character] [Missing=*]		
<b>Statistics [NW/ W]</b>	[Valid=1914576 /-] [Invalid=0 /-]		
Value	Label	Cases	Percentage
000		1352808	70.7%
001		8058	0.4%
002		13580	0.7%
003		15079	0.8%
004		21541	1.1%

**File : 07 Gujarat****# REMAKS: REMARKS**

<b>Value</b>	<b>Label</b>	<b>Cases</b>	<b>Percentage</b>
005		17591	0.9%
006		23166	1.2%
007		19780	1.0%
008		21643	1.1%
009		16448	0.9%
010		19521	1.0%
011		14248	0.7%
012		18840	1.0%
013		12027	0.6%
014		16958	0.9%
015		12109	0.6%
016		13689	0.7%
017		8628	0.5%
018		11742	0.6%
019		10988	0.6%
020		12568	0.7%
021		7432	0.4%
022		11514	0.6%
023		8385	0.4%
024		8995	0.5%
025		6152	0.3%
026		7789	0.4%
027		6227	0.3%
028		6938	0.4%
029		5063	0.3%
030		5013	0.3%
031		3840	0.2%
032		5911	0.3%
033		3701	0.2%
034		4963	0.3%
035		3686	0.2%
036		4811	0.3%
037		2798	0.1%
038		3753	0.2%
039		1567	0.1%
040		4166	0.2%
041		3678	0.2%
042		2647	0.1%
043		2502	0.1%
044		3588	0.2%
045		2635	0.1%
046		3911	0.2%
047		3098	0.2%

**File : 07 Gujarat****# REMAKS: REMARKS**

<b>Value</b>	<b>Label</b>	<b>Cases</b>	<b>Percentage</b>
048		1747	0.1%
049		1603	0.1%
050		3194	0.2%
051		1516	0.1%
052		2793	0.1%
053		2085	0.1%
054		2815	0.1%
055		248	0.0%
056		3037	0.2%
057		2980	0.2%
058		2215	0.1%
059		2143	0.1%
060		1838	0.1%
061		1159	0.1%
062		3541	0.2%
063		808	0.0%
064		1604	0.1%
065		1545	0.1%
066		1031	0.1%
067		788	0.0%
068		476	0.0%
069		1722	0.1%
070		3100	0.2%
071		1422	0.1%
072		1221	0.1%
073		1003	0.1%
074		990	0.1%
075		495	0.0%
076		1515	0.1%
077		19	0.0%
078		1879	0.1%
079		539	0.0%
080		2640	0.1%
081		613	0.0%
082		2490	0.1%
083		1438	0.1%
084		179	0.0%
085		68	0.0%
086		1002	0.1%
087		511	0.0%
088		1233	0.1%
089		455	0.0%
090		109	0.0%

**File : 07 Gujarat****# REMAKS: REMARKS**

<b>Value</b>	<b>Label</b>	<b>Cases</b>	<b>Percentage</b>
091		649	0.0%
092		542	0.0%
093		1353	0.1%
094		7	0.0%
095		322	0.0%
096		559	0.0%
097		1039	0.1%
098		670	0.0%
099		592	0.0%
100		1282	0.1%
101		594	0.0%
102		1132	0.1%
103		8	0.0%
104		299	0.0%
105		1	0.0%
106		1829	0.1%
107		1	0.0%
108		1337	0.1%
109		12	0.0%
110		651	0.0%
111		863	0.0%
112		1354	0.1%
113		1263	0.1%
114		1411	0.1%
115		292	0.0%
116		5	0.0%
117		919	0.0%
119		520	0.0%
120		716	0.0%
121		724	0.0%
123		851	0.0%
124		12	0.0%
125		749	0.0%
126		876	0.0%
127		1	0.0%
129		823	0.0%
132		114	0.0%
133		1727	0.1%
134		5	0.0%
135		836	0.0%
136		767	0.0%
137		266	0.0%
138		75	0.0%

**File : 07 Gujarat****# REMAKS: REMARKS**

<b>Value</b>	<b>Label</b>	<b>Cases</b>	<b>Percentage</b>
139		835	0.0%
140		24	0.0%
141		2	0.0%
142		119	0.0%
143		7	0.0%
145		6	0.0%
146		83	0.0%
147		12	0.0%
150		30	0.0%
152		238	0.0%
154		794	0.0%
155		4	0.0%
156		151	0.0%
157		1	0.0%
158		30	0.0%
159		4	0.0%
163		865	0.0%
164		566	0.0%
166		12	0.0%
168		991	0.1%
169		6	0.0%
171		27	0.0%
172		1044	0.1%
173		106	0.0%
174		8	0.0%
175		446	0.0%
176		6	0.0%
177		1	0.0%
179		1064	0.1%
180		148	0.0%
181		330	0.0%
184		44	0.0%
185		12	0.0%
187		117	0.0%
188		1135	0.1%
189		18	0.0%
190		1	0.0%
191		148	0.0%
193		6	0.0%
194		7	0.0%
195		18	0.0%
196		7	0.0%
197		1	0.0%

**File : 07 Gujarat****# REMAKS: REMARKS**

<b>Value</b>	<b>Label</b>	<b>Cases</b>	<b>Percentage</b>
200		105	0.0%
203		2	0.0%
204		7	0.0%
205		212	0.0%
207		30	0.0%
208		365	0.0%
210		2	0.0%
211		1	0.0%
212		1259	0.1%
213		1	0.0%
220		896	0.0%
221		10	0.0%
222		2	0.0%
224		12	0.0%
226		6	0.0%
227		64	0.0%
229		10	0.0%
232		12	0.0%
234		1388	0.1%
235		6	0.0%
236		2	0.0%
237		126	0.0%
240		1435	0.1%
241		1	0.0%
244		6	0.0%
246		146	0.0%
247		6	0.0%
248		5	0.0%
252		1508	0.1%
253		251	0.0%
255		7	0.0%
261		3	0.0%
262		6	0.0%
263		6	0.0%
266		7	0.0%
267		88	0.0%
268		23	0.0%
272		14	0.0%
273		1	0.0%
274		13	0.0%
275		6	0.0%
276		79	0.0%
278		6	0.0%

**File : 07 Gujarat****# REMAKS: REMARKS**

<b>Value</b>	<b>Label</b>	<b>Cases</b>	<b>Percentage</b>
280		6	0.0%
281		1	0.0%
283		1620	0.1%
287		195	0.0%
289		24	0.0%
296		1	0.0%
303		12	0.0%
309		12	0.0%
310		174	0.0%
311		6	0.0%
321		1	0.0%
323		180	0.0%
325		6	0.0%
326		360	0.0%
333		33	0.0%
334		11	0.0%
335		7	0.0%
339		54	0.0%
341		1	0.0%
343		6	0.0%
347		4	0.0%
349		147	0.0%
354		6	0.0%
358		6	0.0%
362		1	0.0%
374		6	0.0%
380		31	0.0%
387		1	0.0%
393		331	0.0%
397		6	0.0%
400		67	0.0%
402		93	0.0%
403		1	0.0%
404		1	0.0%
410		7	0.0%
424		27	0.0%
427		17	0.0%
430		2565	0.1%
438		30	0.0%
466		1	0.0%
470		6	0.0%
477		48	0.0%
478		5	0.0%

## File : 07 Gujarat

### # REMAKS: REMARKS

Value	Label	Cases	Percentage
492		12	0.0%
496		121	0.0%
500		30	0.0%
523		1	0.0%
525		5	0.0%
543		1	0.0%
550		2	0.0%
555		4	0.0%
563		1	0.0%
579		6	0.0%
600		12	0.0%
613		12	0.0%
620		58	0.0%
623		1	0.0%
624		138	0.0%
635		1	0.0%
637		6	0.0%
663		6	0.0%
665		1	0.0%
667		54	0.0%
671		532	0.0%
696		51	0.0%
699		1	0.0%
705		42	0.0%
714		6	0.0%
751		12	0.0%
758		1	0.0%
763		12	0.0%
774		1	0.0%
787		1	0.0%
793		302	0.0%
798		2	0.0%
799		2	0.0%
800		25	0.0%
808		1	0.0%
825		1	0.0%
888		1	0.0%
909		73	0.0%
915		6	0.0%
946		1591	0.1%
954		81	0.0%
988		2	0.0%

Warning: these figures indicate the number of cases found in the data file. They cannot be interpreted as summary statistics of the population of interest.



## File : 07 Gujarat

### # TYPE\_ENTERP: TYPE OF ENTERPRISE

**Information** [Type= discrete] [Format=character] [Missing=\*]

**Statistics [NW/ W]** [Valid=1914576 /-] [Invalid=0 /-]

Value	Label	Cases	Percentage
1		1477275	77.2%
2		344188	18.0%
3		93113	4.9%

*Warning: these figures indicate the number of cases found in the data file. They cannot be interpreted as summary statistics of the population of interest.*

### # MAJOR\_ACT: MAJOR ACTIVITY CODE

**Information** [Type= discrete] [Format=character] [Missing=\*]

**Statistics [NW/ W]** [Valid=1914576 /-] [Invalid=0 /-]

Value	Label	Cases	Percentage
01		567415	29.6%
02		34184	1.8%
04		1702	0.1%
05		234001	12.2%
06		1990	0.1%
07		22590	1.2%
08		51401	2.7%
09		531455	27.8%
10		27871	1.5%
11		66280	3.5%
12		5789	0.3%
13		12370	0.6%
14		27229	1.4%
15		330275	17.3%
16		24	0.0%

*Warning: these figures indicate the number of cases found in the data file. They cannot be interpreted as summary statistics of the population of interest.*

### # SIZE\_EMP1: SIZE OF EMPLOYMENT CODE-

**Information** [Type= discrete] [Format=character] [Missing=\*]

**Statistics [NW/ W]** [Valid=1914576 /-] [Invalid=0 /-]

Value	Label	Cases	Percentage
1	Employee size 0 to 1	916710	47.9%
2	Employee size 2	642891	33.6%
3	Employee size 3	146123	7.6%
4	Employee size 4	72164	3.8%
5	Employee size 5	34190	1.8%
6	Employee size 6 to 9	54493	2.8%
7	Employee size >9	48005	2.5%

*Warning: these figures indicate the number of cases found in the data file. They cannot be interpreted as summary statistics of the population of interest.*

### # SIZE\_EMP2: SIZE OF EMPLOYMENT CODE-

**Information** [Type= discrete] [Format=character] [Missing=\*]

**Statistics [NW/ W]** [Valid=1914576 /-] [Invalid=0 /-]

## File : 07 Gujarat

### # SIZE\_EMP2: SIZE OF EMPLOYMENT CODE-

Value	Label	Cases	Percentage
01	Employee size 0 to 1	916710	47.9%
02	Employee size 2	642891	33.6%
03	Employee size 3	146123	7.6%
04	Employee size 4	72164	3.8%
05	Employee size 5	34190	1.8%
07	Employee size 6 to 9	54493	2.8%
08	Employee size 10 to 14	20710	1.1%
09	Employee size 15 to 19	8383	0.4%
10	Employee size 20 to 24	5087	0.3%
11	Employee size 25 to 49	7905	0.4%
12	Employee size 50 to 99	3577	0.2%
13	Employee size 100 to 199	1331	0.1%
14	Employee size 200 to 499	730	0.0%
15	Employee size >=500	282	0.0%

*Warning: these figures indicate the number of cases found in the data file. They cannot be interpreted as summary statistics of the population of interest.*

### # FITTER: FILLER

<b>Information</b>	[Type= discrete] [Format=character] [Missing=*]		
<b>Statistics [NW/ W]</b>	[Valid=1914576 /-] [Invalid=0 /-]		
Value	Label	Cases	Percentage
0		1914576	100.0%

*Warning: these figures indicate the number of cases found in the data file. They cannot be interpreted as summary statistics of the population of interest.*

## File : 08 Haryana

### # FILE\_ID: FILE-ID

**Information** [Type= discrete] [Format=character] [Missing=\*]

**Statistics [NW/ W]** [Valid=532817 /-] [Invalid=0 /-]

Value	Label	Cases	Percentage
EC98AD		532817	100.0%

*Warning: these figures indicate the number of cases found in the data file. They cannot be interpreted as summary statistics of the population of interest.*

### # ID\_NO: IDENTIFICATION NO (ID NO)

**Information** [Type= discrete] [Format=character] [Missing=\*]

**Statistics [NW/ W]** [Valid=532817 /-] [Invalid=0 /-]

### # ST: STATE CODE

**Information** [Type= discrete] [Format=character] [Missing=\*]

**Statistics [NW/ W]** [Valid=532817 /-] [Invalid=0 /-]

Value	Label	Cases	Percentage
08	Haryana	532817	100.0%

*Warning: these figures indicate the number of cases found in the data file. They cannot be interpreted as summary statistics of the population of interest.*

### # DT: DISTRICT CODE

**Information** [Type= discrete] [Format=character] [Missing=\*]

**Statistics [NW/ W]** [Valid=532817 /-] [Invalid=0 /-]

Value	Label	Cases	Percentage
01	AMBALA	28927	5.4%
02	YAMUNA-NAGAR	36183	6.8%
03	KURUKSHETRA	31211	5.9%
04	KAITHAL	26324	4.9%
05	KARNAL	31973	6.0%
06	PANIPAT	27847	5.2%
07	SONIPAT	23790	4.5%
08	ROHTAK	25390	4.8%
09	FARIDABAD	50455	9.5%
10	GURGAON	39699	7.5%
11	REWARI	23400	4.4%
12	MAHENDRAGARH	22546	4.2%
13	BHIWANI	24255	4.6%
14	JIND	26649	5.0%
15	HISAR	35252	6.6%
16	SIRSA	36095	6.8%
17	PANCHKULA	10827	2.0%
18	JHAJJAR	14665	2.8%
19	FATEHABAD	17329	3.3%

*Warning: these figures indicate the number of cases found in the data file. They cannot be interpreted as summary statistics of the population of interest.*

### # TEH: TEHSIL CODE

**Information** [Type= discrete] [Format=character] [Missing=\*]

**Statistics [NW/ W]** [Valid=532817 /-] [Invalid=0 /-]

**File : 08 Haryana****# TEH: TEHSIL CODE**

Value	Label	Cases	Percentage
000		295397	55.4%
001		80358	15.1%
002		93788	17.6%
003		37289	7.0%
004		13765	2.6%
005		9605	1.8%
006		2615	0.5%

Warning: these figures indicate the number of cases found in the data file. They cannot be interpreted as summary statistics of the population of interest.

**# CD\_BLOCK: CD BLOCK**

**Information** [Type= discrete] [Format=character] [Missing=\*]

**Statistics [NW/ W]** [Valid=532817 /-] [Invalid=0 /-]

Value	Label	Cases	Percentage
.0		15	0.0%
00		283606	53.2%
01		40981	7.7%
02		45301	8.5%
03		52305	9.8%
04		40373	7.6%
05		25859	4.9%
06		12595	2.4%
07		8417	1.6%
08		12005	2.3%
09		1546	0.3%
11		15	0.0%
90		1083	0.2%
91		2067	0.4%
92		2422	0.5%
93		1538	0.3%
94		1375	0.3%
95		1314	0.2%

Warning: these figures indicate the number of cases found in the data file. They cannot be interpreted as summary statistics of the population of interest.

**# SECTOR: SECTOR CODE**

**Information** [Type= discrete] [Format=character] [Missing=\*]

**Statistics [NW/ W]** [Valid=532817 /-] [Invalid=0 /-]

Value	Label	Cases	Percentage
1	Rural	237420	44.6%
2	Urban	295397	55.4%

Warning: these figures indicate the number of cases found in the data file. They cannot be interpreted as summary statistics of the population of interest.

**# V\_C: VILLAGE CODE**

**Information** [Type= discrete] [Format=character] [Missing=\*]

**Statistics [NW/ W]** [Valid=532817 /-] [Invalid=0 /-]

## File : 08 Haryana

### # V\_C: VILLAGE CODE

Value	Label	Cases	Percentage
001		2589	0.5%
002		2412	0.5%
003		4218	0.8%
004		2314	0.4%
005		2215	0.4%
006		2961	0.6%
007		3263	0.6%
008		2353	0.4%
009		2434	0.5%
010		2508	0.5%
011		1904	0.4%
012		2701	0.5%
013		2295	0.4%
014		2326	0.4%
015		34144	6.4%
016		3349	0.6%
017		39952	7.5%
018		24750	4.6%
019		2740	0.5%
020		2630	0.5%
021		2157	0.4%
022		2651	0.5%
023		2523	0.5%
024		3676	0.7%
025		2210	0.4%
026		2291	0.4%
027		18046	3.4%
028		10793	2.0%
029		6452	1.2%
030		1843	0.3%
031		1409	0.3%
032		2046	0.4%
033		2485	0.5%
034		2317	0.4%
035		2652	0.5%
036		2402	0.5%
037		52212	9.8%
038		11507	2.2%
039		4967	0.9%
040		1732	0.3%
041		1970	0.4%
042		1491	0.3%
043		2569	0.5%

## File : 08 Haryana

### # V\_C: VILLAGE CODE

Value	Label	Cases	Percentage
044		1853	0.3%
045		1932	0.4%
046		1553	0.3%
047		42780	8.0%
048		23315	4.4%
049		2244	0.4%
050		1410	0.3%
051		1344	0.3%
052		2885	0.5%
053		1873	0.4%
054		1595	0.3%
055		3050	0.6%
056		1754	0.3%
057		9190	1.7%
058		6387	1.2%
059		7279	1.4%
060		1622	0.3%
061		1473	0.3%
062		2062	0.4%
063		1868	0.4%
064		1568	0.3%
065		2847	0.5%
066		971	0.2%
067		1353	0.3%
068		3538	0.7%
069		3797	0.7%
070		1348	0.3%
071		1452	0.3%
072		1542	0.3%
073		1377	0.3%
074		1035	0.2%
075		3020	0.6%
076		1670	0.3%
077		1591	0.3%
078		1956	0.4%
079		2356	0.4%
080		668	0.1%
081		1872	0.4%
082		1080	0.2%
083		858	0.2%
084		1135	0.2%
085		11036	2.1%
086		1344	0.3%

## File : 08 Haryana

### # V\_C: VILLAGE CODE

Value	Label	Cases	Percentage
087		866	0.2%
088		736	0.1%
089		2374	0.4%
090		865	0.2%
091		1249	0.2%
092		1317	0.2%
093		978	0.2%
094		789	0.1%
095		8222	1.5%
096		629	0.1%
097		1310	0.2%
098		821	0.2%
099		758	0.1%
100		703	0.1%
101		548	0.1%
102		764	0.1%
103		1894	0.4%
104		871	0.2%
105		734	0.1%
106		557	0.1%
107		1101	0.2%
108		1599	0.3%
109		636	0.1%
110		1172	0.2%
111		838	0.2%
112		983	0.2%
113		657	0.1%
114		483	0.1%
115		490	0.1%
116		341	0.1%
117		575	0.1%
118		928	0.2%
119		429	0.1%
120		254	0.0%
121		846	0.2%
122		1072	0.2%
123		630	0.1%
124		746	0.1%
125		664	0.1%
126		547	0.1%
127		505	0.1%
128		415	0.1%
129		381	0.1%

**File : 08 Haryana****# V\_C: VILLAGE CODE**

<b>Value</b>	<b>Label</b>	<b>Cases</b>	<b>Percentage</b>
130		700	0.1%
131		680	0.1%
132		770	0.1%
133		644	0.1%
134		526	0.1%
135		351	0.1%
136		494	0.1%
137		526	0.1%
138		428	0.1%
139		693	0.1%
140		626	0.1%
141		290	0.1%
142		485	0.1%
143		380	0.1%
144		364	0.1%
145		699	0.1%
146		341	0.1%
147		151	0.0%
148		654	0.1%
149		382	0.1%
150		640	0.1%
151		640	0.1%
152		156	0.0%
153		258	0.0%
154		1087	0.2%
155		172	0.0%
156		175	0.0%
157		396	0.1%
158		173	0.0%
159		513	0.1%
160		137	0.0%
161		245	0.0%
162		227	0.0%
163		359	0.1%
164		380	0.1%
165		244	0.0%
166		152	0.0%
167		364	0.1%
168		147	0.0%
169		290	0.1%
170		92	0.0%
171		342	0.1%
172		172	0.0%



## File : 08 Haryana

### # V\_C: VILLAGE CODE

Value	Label	Cases	Percentage
173		210	0.0%
174		248	0.0%
175		260	0.0%
176		131	0.0%
177		59	0.0%
178		187	0.0%
179		285	0.1%
180		206	0.0%
181		426	0.1%
182		270	0.1%
183		71	0.0%
184		88	0.0%
185		41	0.0%
186		186	0.0%
187		315	0.1%
188		113	0.0%
189		89	0.0%
190		49	0.0%
191		148	0.0%
192		103	0.0%
193		299	0.1%
194		270	0.1%
195		131	0.0%
196		138	0.0%
197		176	0.0%
198		330	0.1%
199		88	0.0%
200		65	0.0%
201		105	0.0%
202		185	0.0%
203		188	0.0%
204		108	0.0%
205		73	0.0%
206		71	0.0%
207		873	0.2%
208		148	0.0%
209		129	0.0%
210		72	0.0%
211		133	0.0%
212		115	0.0%
213		412	0.1%
214		297	0.1%
215		270	0.1%

**File : 08 Haryana****# V\_C: VILLAGE CODE**

<b>Value</b>	<b>Label</b>	<b>Cases</b>	<b>Percentage</b>
216		88	0.0%
217		97	0.0%
218		108	0.0%
219		130	0.0%
220		191	0.0%
221		331	0.1%
222		156	0.0%
223		73	0.0%
224		85	0.0%
225		106	0.0%
226		65	0.0%
227		70	0.0%
228		70	0.0%
229		179	0.0%
230		166	0.0%
231		57	0.0%
232		100	0.0%
233		23	0.0%
234		54	0.0%
235		56	0.0%
236		54	0.0%
237		47	0.0%
238		132	0.0%
239		58	0.0%
240		98	0.0%
241		32	0.0%
242		58	0.0%
243		29	0.0%
244		26	0.0%
245		148	0.0%
246		41	0.0%
247		410	0.1%
248		108	0.0%
249		73	0.0%
250		91	0.0%
251		143	0.0%
252		176	0.0%
253		24	0.0%
254		25	0.0%
255		18	0.0%
256		42	0.0%
257		107	0.0%
258		20	0.0%

## File : 08 Haryana

### # V\_C: VILLAGE CODE

Value	Label	Cases	Percentage
259		60	0.0%
260		37	0.0%
261		76	0.0%
262		6	0.0%
263		47	0.0%
264		42	0.0%
265		53	0.0%
266		26	0.0%
267		31	0.0%
268		33	0.0%
269		52	0.0%
270		42	0.0%
271		54	0.0%
272		107	0.0%
273		55	0.0%
274		12	0.0%
275		108	0.0%
276		44	0.0%
277		3	0.0%
278		4	0.0%
279		204	0.0%
280		9	0.0%
281		11	0.0%
282		9	0.0%
283		18	0.0%
284		40	0.0%
285		3	0.0%
286		10	0.0%
287		15	0.0%
288		35	0.0%
289		20	0.0%
290		5	0.0%
291		12	0.0%
292		94	0.0%
293		77	0.0%
294		14	0.0%
295		127	0.0%
296		29	0.0%
297		38	0.0%
298		30	0.0%
299		22	0.0%
300		5	0.0%
302		1	0.0%

**File : 08 Haryana****# V\_C: VILLAGE CODE**

<b>Value</b>	<b>Label</b>	<b>Cases</b>	<b>Percentage</b>
303		10	0.0%
304		12	0.0%
305		21	0.0%
306		36	0.0%
308		33	0.0%
309		10	0.0%
310		59	0.0%
311		10	0.0%
312		12	0.0%
313		29	0.0%
314		44	0.0%
315		40	0.0%
316		12	0.0%
318		32	0.0%
319		54	0.0%
320		60	0.0%
321		1	0.0%
322		5	0.0%
323		12	0.0%
324		86	0.0%
325		8	0.0%
326		23	0.0%
327		26	0.0%
328		1	0.0%
330		12	0.0%
331		6	0.0%
332		6	0.0%
333		14	0.0%
334		5	0.0%
335		65	0.0%
337		19	0.0%
338		1	0.0%
339		4	0.0%
340		5	0.0%
341		1	0.0%
342		7	0.0%
343		128	0.0%
344		20	0.0%
345		34	0.0%
346		51	0.0%
347		79	0.0%
348		6	0.0%
349		5	0.0%

**File : 08 Haryana****# V\_C: VILLAGE CODE**

<b>Value</b>	<b>Label</b>	<b>Cases</b>	<b>Percentage</b>
350		6	0.0%
351		5	0.0%
352		6	0.0%
353		27	0.0%
354		9	0.0%
355		30	0.0%
356		8	0.0%
357		6	0.0%
359		7	0.0%
361		1	0.0%
362		10	0.0%
363		10	0.0%
364		5	0.0%
365		46	0.0%
367		19	0.0%
369		17	0.0%
370		39	0.0%
371		18	0.0%
372		11	0.0%
373		20	0.0%
374		19	0.0%
375		48	0.0%
376		4	0.0%
377		6	0.0%
378		122	0.0%
379		38	0.0%
380		40	0.0%
381		28	0.0%
382		22	0.0%
383		4	0.0%
384		86	0.0%
385		18	0.0%
386		11	0.0%
387		40	0.0%
388		17	0.0%
389		24	0.0%
390		14	0.0%
391		7	0.0%
392		70	0.0%
393		4	0.0%
394		33	0.0%
395		37	0.0%
396		2	0.0%

## File : 08 Haryana

### # V\_C: VILLAGE CODE

Value	Label	Cases	Percentage
397		40	0.0%
398		17	0.0%
399		2	0.0%
400		13	0.0%
401		21	0.0%
402		10	0.0%
403		13	0.0%
404		60	0.0%
405		13	0.0%
406		14	0.0%
407		6	0.0%
408		19	0.0%
409		39	0.0%
410		21	0.0%
411		19	0.0%
412		17	0.0%
413		9	0.0%
414		95	0.0%
415		8	0.0%
416		10	0.0%
417		16	0.0%
418		46	0.0%
419		10	0.0%
420		17	0.0%
421		10	0.0%
422		45	0.0%
423		7	0.0%
424		19	0.0%
425		8	0.0%
426		17	0.0%
427		7	0.0%
428		20	0.0%
429		8	0.0%
430		29	0.0%
431		44	0.0%
432		71	0.0%
433		34	0.0%
434		37	0.0%
435		23	0.0%
436		5	0.0%
437		37	0.0%
438		6	0.0%
439		17	0.0%

## File : 08 Haryana

### # V\_C: VILLAGE CODE

Value	Label	Cases	Percentage
440		28	0.0%
441		15	0.0%
442		13	0.0%
443		23	0.0%
444		32	0.0%
446		100	0.0%
447		37	0.0%
448		6	0.0%
449		30	0.0%
450		16	0.0%
451		8	0.0%
452		175	0.0%
453		8	0.0%
454		12	0.0%
455		19	0.0%
456		314	0.1%
457		9	0.0%
458		25	0.0%
461		1	0.0%
464		63	0.0%
465		24	0.0%
466		59	0.0%
467		3	0.0%
468		46	0.0%
469		9	0.0%
470		4	0.0%
471		10	0.0%
472		8	0.0%
473		5	0.0%
474		19	0.0%
475		18	0.0%
476		25	0.0%
477		18	0.0%
478		18	0.0%
479		23	0.0%
480		14	0.0%
481		25	0.0%
482		223	0.0%
483		2	0.0%
486		43	0.0%

*Warning: these figures indicate the number of cases found in the data file. They cannot be interpreted as summary statistics of the population of interest.*

### # WARD: WARD CODE

**Information** [Type= discrete] [Format=character] [Missing=\*

## File : 08 Haryana

### # WARD: WARD CODE

Statistics [NW/ W] [Valid=532817 /-] [Invalid=0 /-]

Value	Label	Cases	Percentage
000		512559	96.2%
001		2098	0.4%
002		937	0.2%
003		953	0.2%
004		1788	0.3%
005		1386	0.3%
006		623	0.1%
007		4536	0.9%
008		2200	0.4%
009		351	0.1%
010		557	0.1%
011		663	0.1%
012		398	0.1%
013		889	0.2%
014		210	0.0%
015		72	0.0%
016		108	0.0%
017		18	0.0%
018		12	0.0%
019		11	0.0%
020		3	0.0%
021		667	0.1%
022		30	0.0%
023		50	0.0%
024		1169	0.2%
025		221	0.0%
026		308	0.1%

Warning: these figures indicate the number of cases found in the data file. They cannot be interpreted as summary statistics of the population of interest.

### # IV\_UNIT: IV UNIT

Information [Type= discrete] [Format=character] [Missing=\*]

Statistics [NW/ W] [Valid=532817 /-] [Invalid=0 /-]

Value	Label	Cases	Percentage
000		237420	44.6%
001		108840	20.4%
002		43284	8.1%
003		32720	6.1%
004		26345	4.9%
005		14536	2.7%
006		10404	2.0%
007		11949	2.2%
008		7780	1.5%



## File : 08 Haryana

### # IV\_UNIT: IV UNIT

Value	Label	Cases	Percentage
009		8791	1.6%
010		4931	0.9%
011		3795	0.7%
012		3299	0.6%
013		1227	0.2%
014		787	0.1%
015		949	0.2%
016		236	0.0%
017		1503	0.3%
018		789	0.1%
019		750	0.1%
020		707	0.1%
021		838	0.2%
022		1323	0.2%
023		1244	0.2%
024		1059	0.2%
025		388	0.1%
026		1071	0.2%
027		442	0.1%
028		835	0.2%
029		1389	0.3%
030		874	0.2%
031		2312	0.4%

Warning: these figures indicate the number of cases found in the data file. They cannot be interpreted as summary statistics of the population of interest.

### # UFS\_BLOCK: UFS BLOCK

Value	Label	Cases	Percentage
00		237420	44.6%
01		14294	2.7%
02		13267	2.5%
03		12247	2.3%
04		13239	2.5%
05		12894	2.4%
06		13055	2.5%
07		12730	2.4%
08		14798	2.8%
09		10814	2.0%
10		12366	2.3%
11		11143	2.1%
12		11482	2.2%
13		10577	2.0%
14		10020	1.9%

## File : 08 Haryana

### # UFS\_BLOCK: UFS BLOCK

Value	Label	Cases	Percentage
15		9848	1.8%
16		10457	2.0%
17		9561	1.8%
18		9169	1.7%
19		9537	1.8%
20		8867	1.7%
21		8110	1.5%
22		7881	1.5%
23		6740	1.3%
24		7364	1.4%
25		6763	1.3%
26		5654	1.1%
27		4696	0.9%
28		4046	0.8%
29		4080	0.8%
30		2749	0.5%
31		1756	0.3%
32		1535	0.3%
33		1378	0.3%
34		700	0.1%
35		479	0.1%
36		509	0.1%
37		199	0.0%
38		82	0.0%
39		87	0.0%
40		38	0.0%
41		165	0.0%
42		18	0.0%
43		3	0.0%

Warning: these figures indicate the number of cases found in the data file. They cannot be interpreted as summary statistics of the population of interest.

### # P\_NO: PAGE NO

Value	Label	Cases	Percentage
001		111882	21.0%
002		82531	15.5%
003		61490	11.5%
004		47944	9.0%
005		36945	6.9%
006		29243	5.5%
007		23475	4.4%
008		19328	3.6%
009		15564	2.9%

## File : 08 Haryana

# P\_NO: PAGE NO

Value	Label	Cases	Percentage
010		12992	2.4%
011		10942	2.1%
012		9423	1.8%
013		7793	1.5%
014		6724	1.3%
015		5677	1.1%
016		4876	0.9%
017		4178	0.8%
018		3680	0.7%
019		3142	0.6%
020		2733	0.5%
021		2447	0.5%
022		2220	0.4%
023		2011	0.4%
024		1790	0.3%
025		1602	0.3%
026		1460	0.3%
027		1366	0.3%
028		1237	0.2%
029		1106	0.2%
030		1042	0.2%
031		955	0.2%
032		898	0.2%
033		810	0.2%
034		743	0.1%
035		714	0.1%
036		652	0.1%
037		613	0.1%
038		591	0.1%
039		556	0.1%
040		530	0.1%
041		481	0.1%
042		470	0.1%
043		395	0.1%
044		384	0.1%
045		367	0.1%
046		331	0.1%
047		339	0.1%
048		337	0.1%
049		277	0.1%
050		264	0.0%
051		254	0.0%
052		245	0.0%

**File : 08 Haryana**

# P\_NO: PAGE NO

Value	Label	Cases	Percentage
053		220	0.0%
054		210	0.0%
055		210	0.0%
056		188	0.0%
057		170	0.0%
058		172	0.0%
059		160	0.0%
060		147	0.0%
061		140	0.0%
062		121	0.0%
063		109	0.0%
064		117	0.0%
065		110	0.0%
066		100	0.0%
067		100	0.0%
068		99	0.0%
069		100	0.0%
070		100	0.0%
071		100	0.0%
072		100	0.0%
073		100	0.0%
074		90	0.0%
075		77	0.0%
076		62	0.0%
077		58	0.0%
078		80	0.0%
079		70	0.0%
080		60	0.0%
081		80	0.0%
082		68	0.0%
083		62	0.0%
084		60	0.0%
085		60	0.0%
086		60	0.0%
087		59	0.0%
088		53	0.0%
089		50	0.0%
090		50	0.0%
091		44	0.0%
092		49	0.0%
093		40	0.0%
094		46	0.0%
095		50	0.0%

## File : 08 Haryana

### # P\_NO: PAGE NO

Value	Label	Cases	Percentage
096		46	0.0%
097		41	0.0%
098		246	0.0%
101		11	0.0%
102		10	0.0%
103		10	0.0%
104		14	0.0%
105		10	0.0%
106		10	0.0%
107		10	0.0%
108		10	0.0%
109		10	0.0%
110		10	0.0%
111		11	0.0%
112		10	0.0%
113		10	0.0%
114		10	0.0%
115		10	0.0%
116		10	0.0%
117		10	0.0%
118		10	0.0%
119		10	0.0%
120		14	0.0%
121		10	0.0%
122		10	0.0%
123		3	0.0%
211		1	0.0%

Warning: these figures indicate the number of cases found in the data file. They cannot be interpreted as summary statistics of the population of interest.

### # LINE\_NO: LINE NUMBER

<b>Information</b>	[Type= discrete] [Format=character] [Missing=*]
<b>Statistics [NW/ W]</b>	[Valid=532817 /-] [Invalid=0 /-]

### # PREM\_S: PREMISES STATUS

<b>Information</b>	[Type= discrete] [Format=character] [Missing=*]
<b>Statistics [NW/ W]</b>	[Valid=532817 /-] [Invalid=0 /-]

Value	Label	Cases	Percentage
1	Without premises	48890	9.2%
2	With Premises	483927	90.8%

Warning: these figures indicate the number of cases found in the data file. They cannot be interpreted as summary statistics of the population of interest.

### # SRL\_NO: RUNNING SERIAL NUMBER

<b>Information</b>	[Type= discrete] [Format=character] [Missing=*]
<b>Statistics [NW/ W]</b>	[Valid=532817 /-] [Invalid=0 /-]

**File : 08 Haryana****# NIC: NIC****Information** [Type= discrete] [Format=character] [Missing=\*]**Statistics [NW/ W]** [Valid=532817 /-] [Invalid=0 /-]*Frequency table not shown (1317 Modalities)***# AGRI\_NON\_AGRI: AGRI.AND NON-AGRI.****Information** [Type= discrete] [Format=character] [Missing=\*]**Statistics [NW/ W]** [Valid=532817 /-] [Invalid=0 /-]

Value	Label	Cases	Percentage
1	Agriculture	18664	3.5%
2	Non-Agriculture	514153	96.5%

*Warning: these figures indicate the number of cases found in the data file. They cannot be interpreted as summary statistics of the population of interest.***# NOP: NATURE OF OPERATION****Information** [Type= discrete] [Format=character] [Missing=\*]**Statistics [NW/ W]** [Valid=532817 /-] [Invalid=0 /-]

Value	Label	Cases	Percentage
1	Perennial	523006	98.2%
2	Non-Perennial	9811	1.8%

*Warning: these figures indicate the number of cases found in the data file. They cannot be interpreted as summary statistics of the population of interest.***# OWN\_SHIP: OWNERSHIP CODE****Information** [Type= discrete] [Format=character] [Missing=\*]**Statistics [NW/ W]** [Valid=532817 /-] [Invalid=0 /-]

Value	Label	Cases	Percentage
1	Private Non-Profit Institutions	12827	2.4%
2	Private Others	488845	91.7%
3	Co-operatives	1428	0.3%
4	Governments	29717	5.6%

*Warning: these figures indicate the number of cases found in the data file. They cannot be interpreted as summary statistics of the population of interest.***# SG: SOCIAL GROUP CODE****Information** [Type= discrete] [Format=character] [Missing=\*]**Statistics [NW/ W]** [Valid=532817 /-] [Invalid=0 /-]

Value	Label	Cases	Percentage
1	ST Female	0	
2	ST Male	0	
3	SC Female	845	0.2%
4	SC Male	46206	8.7%
5	OBC Female	1852	0.3%
6	OBC Male	131808	24.7%
7	Others Female	3234	0.6%
8	Others Male	304900	57.2%
9	Other than private enterprises	43972	8.3%

*Warning: these figures indicate the number of cases found in the data file. They cannot be interpreted as summary statistics of the population of interest.*

## File : 08 Haryana

### # P\_F\_USED: POWER/FUEL USED

Information [Type= discrete] [Format=character] [Missing=\*]

Statistics [NW/ W] [Valid=532817 /-] [Invalid=0 /-]

Value	Label	Cases	Percentage
0	Without power	394397	74.0%
1	Electricity	82035	15.4%
2	Coal/soft coke	12325	2.3%
3	Patrol/Diesel	12325	2.3%
4	LPG/Natural Gas	8600	1.6%
5	Fire wood	6528	1.2%
6	Kerosene	8071	1.5%
7	Animal power	5045	0.9%
8	"Non-conventional energy (bio-gas, solar & wind energy)	222	0.0%
9	Others	3269	0.6%

Warning: these figures indicate the number of cases found in the data file. They cannot be interpreted as summary statistics of the population of interest.

### # Y\_OPRA: YEAR OF OPERATION

Information [Type= discrete] [Format=character] [Missing=\*]

Statistics [NW/ W] [Valid=532817 /-] [Invalid=0 /-]

Value	Label	Cases	Percentage
0	Less than 1 year	17985	3.4%
1	Completed 1 year	28241	5.3%
2	Completed 2 years	50128	9.4%
3	Completed 3 years	42898	8.1%
4	Completed 4 years	44371	8.3%
5	Completed 5 years	55473	10.4%
6	Completed 6 years	32956	6.2%
7	Completed 7 years	20181	3.8%
8	Completed 8 years	25293	4.7%
9	Completed 9 years or more	215291	40.4%

Warning: these figures indicate the number of cases found in the data file. They cannot be interpreted as summary statistics of the population of interest.

### # REGISN: REGISTRATION CODE

Information [Type= discrete] [Format=character] [Missing=\*]

Statistics [NW/ W] [Valid=532817 /-] [Invalid=0 /-]

Value	Label	Cases	Percentage
00		522724	98.1%
11		1743	0.3%
12		1291	0.2%
13		97	0.0%
14		514	0.1%
15		15	0.0%
16		94	0.0%
17		1	0.0%
19		2	0.0%

## File : 08 Haryana

### # REGISN: REGISTRATION CODE

Value	Label	Cases	Percentage
22		5559	1.0%
23		96	0.0%
24		226	0.0%
25		21	0.0%
26		31	0.0%
27		1	0.0%
28		2	0.0%
33		133	0.0%
34		33	0.0%
44		160	0.0%
45		4	0.0%
46		4	0.0%
55		24	0.0%
56		1	0.0%
66		31	0.0%
88		9	0.0%
99		1	0.0%

Warning: these figures indicate the number of cases found in the data file. They cannot be interpreted as summary statistics of the population of interest.

### # SOF: SOURCE OF FINANCE

<b>Information</b>	[Type= discrete] [Format=character] [Missing=*]
<b>Statistics [NW/ W]</b>	[Valid=532817 /-] [Invalid=0 /-]

Value	Label	Cases	Percentage
1	Assistance under IRDP	3795	0.7%
2	Assistance under other poverty alleviation programs(TRYSEM/DWCARA/toll kits)	3315	0.6%
3	Borrowing from institutions	7752	1.5%
4	Borrowing from non-instituions	2905	0.5%
5	Self financing	466765	87.6%
6	Others	48285	9.1%

Warning: these figures indicate the number of cases found in the data file. They cannot be interpreted as summary statistics of the population of interest.

### # T\_ADULT\_M: TOTAL ADULT MALE

<b>Information</b>	[Type= discrete] [Format=character] [Missing=*]
<b>Statistics [NW/ W]</b>	[Valid=532817 /-] [Invalid=0 /-]

Value	Label	Cases	Percentage
00000		10332	1.9%
00001		332044	62.3%
00002		105933	19.9%
00003		31579	5.9%
00004		17458	3.3%
00005		8387	1.6%
00006		5359	1.0%
00007		2982	0.6%



## File : 08 Haryana

### # T\_ADULT\_M: TOTAL ADULT MALE

Value	Label	Cases	Percentage
00008		2956	0.6%
00009		1607	0.3%
00010		2315	0.4%
00011		965	0.2%
00012		1344	0.3%
00013		574	0.1%
00014		603	0.1%
00015		972	0.2%
00016		640	0.1%
00017		333	0.1%
00018		431	0.1%
00019		203	0.0%
00020		667	0.1%
00021		288	0.1%
00022		284	0.1%
00023		129	0.0%
00024		146	0.0%
00025		339	0.1%
00026		190	0.0%
00027		118	0.0%
00028		124	0.0%
00029		76	0.0%
00030		269	0.1%
00031		105	0.0%
00032		96	0.0%
00033		48	0.0%
00034		53	0.0%
00035		160	0.0%
00036		86	0.0%
00037		52	0.0%
00038		60	0.0%
00039		30	0.0%
00040		201	0.0%
00041		67	0.0%
00042		59	0.0%
00043		40	0.0%
00044		21	0.0%
00045		80	0.0%
00046		53	0.0%
00047		23	0.0%
00048		30	0.0%
00049		20	0.0%
00050		140	0.0%

**File : 08 Haryana****# T\_ADULT\_M: TOTAL ADULT MALE**

<b>Value</b>	<b>Label</b>	<b>Cases</b>	<b>Percentage</b>
00051		57	0.0%
00052		51	0.0%
00053		20	0.0%
00054		17	0.0%
00055		40	0.0%
00056		17	0.0%
00057		19	0.0%
00058		28	0.0%
00059		8	0.0%
00060		81	0.0%
00061		34	0.0%
00062		22	0.0%
00063		13	0.0%
00064		11	0.0%
00065		32	0.0%
00066		19	0.0%
00067		13	0.0%
00068		15	0.0%
00069		12	0.0%
00070		53	0.0%
00071		20	0.0%
00072		20	0.0%
00073		10	0.0%
00074		11	0.0%
00075		30	0.0%
00076		17	0.0%
00077		12	0.0%
00078		6	0.0%
00079		3	0.0%
00080		59	0.0%
00081		14	0.0%
00082		8	0.0%
00083		11	0.0%
00084		6	0.0%
00085		17	0.0%
00086		17	0.0%
00087		10	0.0%
00088		5	0.0%
00089		6	0.0%
00090		21	0.0%
00091		7	0.0%
00092		10	0.0%
00093		4	0.0%

## File : 08 Haryana

### # T\_ADULT\_M: TOTAL ADULT MALE

Value	Label	Cases	Percentage
00094		8	0.0%
00095		13	0.0%
00096		8	0.0%
00097		6	0.0%
00098		10	0.0%
00099		5	0.0%
00100		52	0.0%
00101		19	0.0%
00102		15	0.0%
00103		3	0.0%
00104		8	0.0%
00105		12	0.0%
00106		9	0.0%
00107		6	0.0%
00108		2	0.0%
00109		2	0.0%
00110		17	0.0%
00111		6	0.0%
00112		6	0.0%
00113		1	0.0%
00114		4	0.0%
00115		12	0.0%
00116		6	0.0%
00118		3	0.0%
00119		1	0.0%
00120		26	0.0%
00121		7	0.0%
00122		4	0.0%
00123		5	0.0%
00124		8	0.0%
00125		12	0.0%
00126		8	0.0%
00127		2	0.0%
00128		4	0.0%
00129		2	0.0%
00130		6	0.0%
00131		4	0.0%
00132		2	0.0%
00133		2	0.0%
00134		4	0.0%
00135		4	0.0%
00136		4	0.0%
00137		1	0.0%

**File : 08 Haryana****# T\_ADULT\_M: TOTAL ADULT MALE**

<b>Value</b>	<b>Label</b>	<b>Cases</b>	<b>Percentage</b>
00138		1	0.0%
00139		3	0.0%
00140		6	0.0%
00141		6	0.0%
00142		5	0.0%
00143		1	0.0%
00144		1	0.0%
00145		3	0.0%
00146		2	0.0%
00147		4	0.0%
00148		2	0.0%
00149		2	0.0%
00150		25	0.0%
00151		12	0.0%
00152		3	0.0%
00153		3	0.0%
00154		6	0.0%
00155		6	0.0%
00156		2	0.0%
00157		2	0.0%
00158		1	0.0%
00160		7	0.0%
00162		2	0.0%
00163		5	0.0%
00164		4	0.0%
00165		4	0.0%
00166		4	0.0%
00167		1	0.0%
00168		2	0.0%
00170		4	0.0%
00171		1	0.0%
00173		4	0.0%
00174		1	0.0%
00175		11	0.0%
00176		3	0.0%
00177		1	0.0%
00178		2	0.0%
00179		1	0.0%
00180		5	0.0%
00181		5	0.0%
00183		1	0.0%
00184		2	0.0%
00185		3	0.0%

**File : 08 Haryana****# T\_ADULT\_M: TOTAL ADULT MALE**

<b>Value</b>	<b>Label</b>	<b>Cases</b>	<b>Percentage</b>
00186		1	0.0%
00187		2	0.0%
00188		2	0.0%
00189		1	0.0%
00191		2	0.0%
00192		2	0.0%
00194		1	0.0%
00195		1	0.0%
00196		3	0.0%
00198		1	0.0%
00199		1	0.0%
00200		20	0.0%
00201		18	0.0%
00202		3	0.0%
00204		1	0.0%
00205		3	0.0%
00206		1	0.0%
00207		2	0.0%
00208		2	0.0%
00210		1	0.0%
00212		1	0.0%
00214		1	0.0%
00215		2	0.0%
00216		1	0.0%
00218		2	0.0%
00219		1	0.0%
00220		2	0.0%
00221		3	0.0%
00222		2	0.0%
00224		2	0.0%
00225		4	0.0%
00227		2	0.0%
00230		5	0.0%
00233		1	0.0%
00234		1	0.0%
00235		2	0.0%
00236		1	0.0%
00237		1	0.0%
00240		3	0.0%
00241		1	0.0%
00242		1	0.0%
00243		1	0.0%
00244		1	0.0%

## File : 08 Haryana

### # T\_ADULT\_M: TOTAL ADULT MALE

Value	Label	Cases	Percentage
00246		1	0.0%
00248		1	0.0%
00249		1	0.0%
00250		13	0.0%
00251		4	0.0%
00252		2	0.0%
00254		1	0.0%
00256		2	0.0%
00257		1	0.0%
00261		1	0.0%
00265		1	0.0%
00270		1	0.0%
00276		2	0.0%
00277		1	0.0%
00278		1	0.0%
00279		1	0.0%
00280		4	0.0%
00285		2	0.0%
00286		3	0.0%
00288		1	0.0%
00291		2	0.0%
00295		3	0.0%
00300		5	0.0%
00301		3	0.0%
00302		1	0.0%
00303		1	0.0%
00304		1	0.0%
00309		3	0.0%
00310		2	0.0%
00312		1	0.0%
00318		2	0.0%
00319		1	0.0%
00320		1	0.0%
00321		1	0.0%
00325		1	0.0%
00327		1	0.0%
00328		1	0.0%
00331		1	0.0%
00332		1	0.0%
00335		1	0.0%
00336		2	0.0%
00340		1	0.0%
00345		1	0.0%

**File : 08 Haryana****# T\_ADULT\_M: TOTAL ADULT MALE**

Value	Label	Cases	Percentage
00347		1	0.0%
00349		1	0.0%
00350		6	0.0%
00351		4	0.0%
00352		1	0.0%
00355		1	0.0%
00360		1	0.0%
00363		1	0.0%
00371		1	0.0%
00372		1	0.0%
00373		1	0.0%
00374		1	0.0%
00375		1	0.0%
00376		2	0.0%
00379		1	0.0%
00380		2	0.0%
00385		1	0.0%
00394		1	0.0%
00395		1	0.0%
00400		4	0.0%
00401		1	0.0%
00402		2	0.0%
00404		1	0.0%
00405		1	0.0%
00406		2	0.0%
00415		1	0.0%
00420		1	0.0%
00421		1	0.0%
00426		1	0.0%
00427		1	0.0%
00430		1	0.0%
00434		1	0.0%
00435		1	0.0%
00440		1	0.0%
00441		1	0.0%
00450		4	0.0%
00451		2	0.0%
00453		1	0.0%
00456		1	0.0%
00460		1	0.0%
00465		1	0.0%
00476		1	0.0%
00483		1	0.0%

**File : 08 Haryana****# T\_ADULT\_M: TOTAL ADULT MALE**

<b>Value</b>	<b>Label</b>	<b>Cases</b>	<b>Percentage</b>
00489		1	0.0%
00490		1	0.0%
00497		1	0.0%
00500		3	0.0%
00501		1	0.0%
00505		2	0.0%
00512		1	0.0%
00515		1	0.0%
00527		1	0.0%
00530		1	0.0%
00535		1	0.0%
00541		1	0.0%
00542		1	0.0%
00550		1	0.0%
00582		1	0.0%
00585		1	0.0%
00587		2	0.0%
00600		1	0.0%
00607		1	0.0%
00610		1	0.0%
00650		2	0.0%
00657		1	0.0%
00662		1	0.0%
00666		1	0.0%
00670		1	0.0%
00698		1	0.0%
00701		2	0.0%
00702		1	0.0%
00710		1	0.0%
00725		1	0.0%
00740		1	0.0%
00750		2	0.0%
00754		1	0.0%
00797		1	0.0%
00800		1	0.0%
00831		1	0.0%
00840		1	0.0%
00845		1	0.0%
00867		1	0.0%
00877		1	0.0%
00888		1	0.0%
00890		1	0.0%
00901		1	0.0%



## File : 08 Haryana

### # T\_ADULT\_M: TOTAL ADULT MALE

Value	Label	Cases	Percentage
00904		1	0.0%
00917		1	0.0%
00918		2	0.0%
00930		1	0.0%
00940		1	0.0%
00949		1	0.0%
00950		1	0.0%
00953		1	0.0%
00992		1	0.0%
01000		1	0.0%
01009		1	0.0%
01057		1	0.0%
01070		1	0.0%
01126		1	0.0%
01131		1	0.0%
01140		1	0.0%
01150		1	0.0%
01200		1	0.0%
01203		1	0.0%
01260		1	0.0%
01264		1	0.0%
01281		1	0.0%
01285		1	0.0%
01323		1	0.0%
01401		1	0.0%
01429		1	0.0%
01500		1	0.0%
01545		1	0.0%
01550		1	0.0%
01640		1	0.0%
01650		1	0.0%
01663		1	0.0%
01751		1	0.0%
01763		1	0.0%
01801		1	0.0%
01900		1	0.0%
02014		1	0.0%
02018		1	0.0%
02100		1	0.0%
02219		1	0.0%
02397		1	0.0%
02430		1	0.0%
02558		1	0.0%

## File : 08 Haryana

### # T\_ADULT\_M: TOTAL ADULT MALE

Value	Label	Cases	Percentage
02700		1	0.0%
02900		1	0.0%
03000		1	0.0%
03960		1	0.0%
04000		1	0.0%
06378		1	0.0%

Warning: these figures indicate the number of cases found in the data file. They cannot be interpreted as summary statistics of the population of interest.

### # T\_ADULT\_F: TOTAL ADULT FEMALE

<b>Information</b>	[Type= discrete] [Format=character] [Missing=*]
<b>Statistics [NW/ W]</b>	[Valid=532817 /-] [Invalid=0 /-]

Value	Label	Cases	Percentage
00000		482034	90.5%
00001		27787	5.2%
00002		10456	2.0%
00003		3175	0.6%
00004		2330	0.4%
00005		1560	0.3%
00006		1072	0.2%
00007		605	0.1%
00008		601	0.1%
00009		320	0.1%
00010		568	0.1%
00011		161	0.0%
00012		243	0.0%
00013		123	0.0%
00014		128	0.0%
00015		259	0.0%
00016		84	0.0%
00017		55	0.0%
00018		80	0.0%
00019		36	0.0%
00020		236	0.0%
00021		27	0.0%
00022		41	0.0%
00023		30	0.0%
00024		34	0.0%
00025		93	0.0%
00026		23	0.0%
00027		12	0.0%
00028		12	0.0%
00029		11	0.0%
00030		118	0.0%
00031		12	0.0%

**File : 08 Haryana****# T\_ADULT\_F: TOTAL ADULT FEMALE**

<b>Value</b>	<b>Label</b>	<b>Cases</b>	<b>Percentage</b>
00032		17	0.0%
00033		11	0.0%
00034		19	0.0%
00035		47	0.0%
00036		14	0.0%
00037		6	0.0%
00038		11	0.0%
00039		7	0.0%
00040		62	0.0%
00041		4	0.0%
00042		6	0.0%
00043		4	0.0%
00044		6	0.0%
00045		20	0.0%
00046		5	0.0%
00047		3	0.0%
00048		5	0.0%
00049		4	0.0%
00050		75	0.0%
00051		6	0.0%
00052		7	0.0%
00054		8	0.0%
00055		10	0.0%
00056		2	0.0%
00058		3	0.0%
00059		1	0.0%
00060		21	0.0%
00061		1	0.0%
00062		2	0.0%
00065		6	0.0%
00066		2	0.0%
00070		10	0.0%
00075		11	0.0%
00078		1	0.0%
00080		3	0.0%
00089		1	0.0%
00090		8	0.0%
00093		1	0.0%
00095		3	0.0%
00100		7	0.0%
00101		1	0.0%
00105		5	0.0%
00110		2	0.0%

## File : 08 Haryana

### # T\_ADULT\_F: TOTAL ADULT FEMALE

Value	Label	Cases	Percentage
00117		1	0.0%
00119		1	0.0%
00120		1	0.0%
00122		1	0.0%
00124		1	0.0%
00125		2	0.0%
00126		1	0.0%
00129		1	0.0%
00130		2	0.0%
00135		1	0.0%
00138		1	0.0%
00142		1	0.0%
00145		2	0.0%
00147		1	0.0%
00148		1	0.0%
00150		8	0.0%
00160		2	0.0%
00162		1	0.0%
00192		1	0.0%
00197		1	0.0%
00200		1	0.0%
00210		1	0.0%
00224		1	0.0%
00250		1	0.0%
00260		1	0.0%
00341		1	0.0%
00348		1	0.0%
00400		1	0.0%
00539		1	0.0%
00601		1	0.0%
00850		1	0.0%
01000		1	0.0%

*Warning: these figures indicate the number of cases found in the data file. They cannot be interpreted as summary statistics of the population of interest.*

### # T\_CHILD\_M: TOTAL CHIELD MALE

<b>Information</b>	[Type= discrete] [Format=character] [Missing=*]		
<b>Statistics [NW/ W]</b>	[Valid=532817 /-] [Invalid=0 /-]		
Value	Label	Cases	Percentage
00000		524046	98.4%
00001		6832	1.3%
00002		1459	0.3%
00003		220	0.0%
00004		118	0.0%
00005		43	0.0%

## File : 08 Haryana

### # T\_CHILD\_M: TOTAL CHIELD MALE

Value	Label	Cases	Percentage
00006		21	0.0%
00007		6	0.0%
00008		10	0.0%
00009		7	0.0%
00010		21	0.0%
00011		2	0.0%
00012		4	0.0%
00014		3	0.0%
00015		8	0.0%
00018		1	0.0%
00020		9	0.0%
00022		1	0.0%
00025		1	0.0%
00028		1	0.0%
00030		4	0.0%

Warning: these figures indicate the number of cases found in the data file. They cannot be interpreted as summary statistics of the population of interest.

### # T\_CHILD\_F: TOTAL CHIELD FEMALE

<b>Information</b>	[Type= discrete] [Format=character] [Missing=*]
--------------------	---

<b>Statistics [NW/ W]</b>	[Valid=532817 /-] [Invalid=0 /-]
---------------------------	----------------------------------

Value	Label	Cases	Percentage
00000		530513	99.6%
00001		1780	0.3%
00002		364	0.1%
00003		73	0.0%
00004		17	0.0%
00005		16	0.0%
00006		8	0.0%
00007		7	0.0%
00008		5	0.0%
00009		3	0.0%
00010		13	0.0%
00012		3	0.0%
00015		5	0.0%
00020		6	0.0%
00028		1	0.0%
00032		1	0.0%
00035		1	0.0%
00038		1	0.0%

Warning: these figures indicate the number of cases found in the data file. They cannot be interpreted as summary statistics of the population of interest.

### # TOT: TOTAL OF TOTAL

<b>Information</b>	[Type= discrete] [Format=character] [Missing=*]
--------------------	---

<b>Statistics [NW/ W]</b>	[Valid=532817 /-] [Invalid=0 /-]
---------------------------	----------------------------------

## File : 08 Haryana

# TOT: TOTAL OF TOTAL

Value	Label	Cases	Percentage
00001		313425	58.8%
00002		121971	22.9%
00003		35232	6.6%
00004		19348	3.6%
00005		9775	1.8%
00006		6390	1.2%
00007		3616	0.7%
00008		3373	0.6%
00009		2063	0.4%
00010		2575	0.5%
00011		1348	0.3%
00012		1524	0.3%
00013		830	0.2%
00014		762	0.1%
00015		1059	0.2%
00016		795	0.1%
00017		486	0.1%
00018		540	0.1%
00019		342	0.1%
00020		739	0.1%
00021		362	0.1%
00022		409	0.1%
00023		216	0.0%
00024		210	0.0%
00025		411	0.1%
00026		209	0.0%
00027		178	0.0%
00028		179	0.0%
00029		121	0.0%
00030		299	0.1%
00031		118	0.0%
00032		155	0.0%
00033		84	0.0%
00034		85	0.0%
00035		200	0.0%
00036		118	0.0%
00037		85	0.0%
00038		73	0.0%
00039		63	0.0%
00040		188	0.0%
00041		76	0.0%
00042		71	0.0%
00043		62	0.0%

**File : 08 Haryana****# TOT: TOTAL OF TOTAL**

<b>Value</b>	<b>Label</b>	<b>Cases</b>	<b>Percentage</b>
00044		41	0.0%
00045		89	0.0%
00046		48	0.0%
00047		43	0.0%
00048		41	0.0%
00049		22	0.0%
00050		169	0.0%
00051		61	0.0%
00052		43	0.0%
00053		29	0.0%
00054		28	0.0%
00055		54	0.0%
00056		30	0.0%
00057		25	0.0%
00058		26	0.0%
00059		15	0.0%
00060		105	0.0%
00061		48	0.0%
00062		32	0.0%
00063		20	0.0%
00064		16	0.0%
00065		48	0.0%
00066		17	0.0%
00067		15	0.0%
00068		13	0.0%
00069		17	0.0%
00070		58	0.0%
00071		29	0.0%
00072		32	0.0%
00073		14	0.0%
00074		8	0.0%
00075		30	0.0%
00076		19	0.0%
00077		10	0.0%
00078		9	0.0%
00079		10	0.0%
00080		58	0.0%
00081		24	0.0%
00082		25	0.0%
00083		11	0.0%
00084		11	0.0%
00085		32	0.0%
00086		14	0.0%

**File : 08 Haryana****# TOT: TOTAL OF TOTAL**

<b>Value</b>	<b>Label</b>	<b>Cases</b>	<b>Percentage</b>
00087		8	0.0%
00088		8	0.0%
00089		4	0.0%
00090		36	0.0%
00091		12	0.0%
00092		13	0.0%
00093		1	0.0%
00094		11	0.0%
00095		28	0.0%
00096		17	0.0%
00097		6	0.0%
00098		3	0.0%
00099		6	0.0%
00100		50	0.0%
00101		29	0.0%
00102		15	0.0%
00103		8	0.0%
00104		6	0.0%
00105		15	0.0%
00106		16	0.0%
00107		4	0.0%
00108		7	0.0%
00109		4	0.0%
00110		18	0.0%
00111		1	0.0%
00112		9	0.0%
00113		3	0.0%
00114		8	0.0%
00115		9	0.0%
00116		7	0.0%
00117		4	0.0%
00118		8	0.0%
00119		1	0.0%
00120		31	0.0%
00121		8	0.0%
00122		4	0.0%
00123		5	0.0%
00124		4	0.0%
00125		15	0.0%
00126		9	0.0%
00127		7	0.0%
00128		5	0.0%
00129		3	0.0%



**File : 08 Haryana****# TOT: TOTAL OF TOTAL**

<b>Value</b>	<b>Label</b>	<b>Cases</b>	<b>Percentage</b>
00130		15	0.0%
00131		7	0.0%
00132		4	0.0%
00133		3	0.0%
00134		3	0.0%
00135		8	0.0%
00136		2	0.0%
00137		3	0.0%
00138		3	0.0%
00140		17	0.0%
00141		5	0.0%
00142		1	0.0%
00143		2	0.0%
00144		3	0.0%
00145		3	0.0%
00146		5	0.0%
00147		5	0.0%
00148		2	0.0%
00149		1	0.0%
00150		33	0.0%
00151		24	0.0%
00152		8	0.0%
00153		5	0.0%
00154		6	0.0%
00155		13	0.0%
00156		4	0.0%
00158		5	0.0%
00159		1	0.0%
00160		7	0.0%
00161		2	0.0%
00162		5	0.0%
00163		5	0.0%
00164		1	0.0%
00165		6	0.0%
00166		1	0.0%
00168		6	0.0%
00170		5	0.0%
00171		4	0.0%
00173		1	0.0%
00175		10	0.0%
00176		5	0.0%
00177		1	0.0%
00178		3	0.0%

**File : 08 Haryana****# TOT: TOTAL OF TOTAL**

<b>Value</b>	<b>Label</b>	<b>Cases</b>	<b>Percentage</b>
00179		2	0.0%
00180		7	0.0%
00181		3	0.0%
00182		2	0.0%
00183		3	0.0%
00185		5	0.0%
00186		2	0.0%
00187		2	0.0%
00188		2	0.0%
00189		4	0.0%
00190		4	0.0%
00191		1	0.0%
00193		1	0.0%
00195		5	0.0%
00196		2	0.0%
00197		1	0.0%
00198		1	0.0%
00199		1	0.0%
00200		22	0.0%
00201		18	0.0%
00202		6	0.0%
00203		1	0.0%
00204		2	0.0%
00205		6	0.0%
00206		1	0.0%
00207		5	0.0%
00208		1	0.0%
00210		2	0.0%
00211		1	0.0%
00215		7	0.0%
00217		1	0.0%
00218		1	0.0%
00219		1	0.0%
00220		7	0.0%
00221		2	0.0%
00222		2	0.0%
00223		1	0.0%
00225		6	0.0%
00226		1	0.0%
00227		1	0.0%
00229		1	0.0%
00230		7	0.0%
00231		4	0.0%

**File : 08 Haryana****# TOT: TOTAL OF TOTAL**

<b>Value</b>	<b>Label</b>	<b>Cases</b>	<b>Percentage</b>
00235		2	0.0%
00237		1	0.0%
00240		3	0.0%
00241		1	0.0%
00242		1	0.0%
00244		1	0.0%
00248		2	0.0%
00249		1	0.0%
00250		10	0.0%
00251		7	0.0%
00252		6	0.0%
00253		1	0.0%
00255		3	0.0%
00256		4	0.0%
00257		1	0.0%
00262		1	0.0%
00265		1	0.0%
00266		1	0.0%
00267		1	0.0%
00269		1	0.0%
00270		1	0.0%
00272		1	0.0%
00275		1	0.0%
00277		1	0.0%
00280		4	0.0%
00285		1	0.0%
00289		2	0.0%
00290		1	0.0%
00291		2	0.0%
00292		1	0.0%
00293		1	0.0%
00294		1	0.0%
00296		1	0.0%
00298		1	0.0%
00299		1	0.0%
00300		3	0.0%
00301		4	0.0%
00302		1	0.0%
00303		1	0.0%
00304		2	0.0%
00305		1	0.0%
00306		1	0.0%
00309		2	0.0%

**File : 08 Haryana****# TOT: TOTAL OF TOTAL**

<b>Value</b>	<b>Label</b>	<b>Cases</b>	<b>Percentage</b>
00310		1	0.0%
00311		1	0.0%
00312		1	0.0%
00313		2	0.0%
00315		1	0.0%
00316		1	0.0%
00319		1	0.0%
00320		1	0.0%
00321		1	0.0%
00323		1	0.0%
00325		1	0.0%
00327		2	0.0%
00328		1	0.0%
00329		1	0.0%
00331		1	0.0%
00333		1	0.0%
00336		1	0.0%
00338		1	0.0%
00342		1	0.0%
00344		1	0.0%
00350		9	0.0%
00351		5	0.0%
00352		1	0.0%
00359		1	0.0%
00360		2	0.0%
00362		1	0.0%
00363		1	0.0%
00370		1	0.0%
00371		1	0.0%
00375		1	0.0%
00378		1	0.0%
00380		2	0.0%
00381		1	0.0%
00383		1	0.0%
00385		1	0.0%
00390		1	0.0%
00395		1	0.0%
00397		1	0.0%
00400		3	0.0%
00401		4	0.0%
00402		1	0.0%
00404		2	0.0%
00405		1	0.0%

**File : 08 Haryana****# TOT: TOTAL OF TOTAL**

<b>Value</b>	<b>Label</b>	<b>Cases</b>	<b>Percentage</b>
00406		2	0.0%
00408		2	0.0%
00411		1	0.0%
00420		2	0.0%
00424		1	0.0%
00425		3	0.0%
00426		1	0.0%
00429		1	0.0%
00441		1	0.0%
00450		4	0.0%
00451		2	0.0%
00452		1	0.0%
00455		1	0.0%
00456		1	0.0%
00462		1	0.0%
00464		1	0.0%
00465		1	0.0%
00470		1	0.0%
00484		1	0.0%
00485		1	0.0%
00491		1	0.0%
00500		4	0.0%
00501		3	0.0%
00504		1	0.0%
00505		1	0.0%
00513		1	0.0%
00515		1	0.0%
00519		1	0.0%
00520		1	0.0%
00530		1	0.0%
00535		2	0.0%
00542		1	0.0%
00550		1	0.0%
00560		2	0.0%
00587		1	0.0%
00593		1	0.0%
00600		4	0.0%
00601		1	0.0%
00650		1	0.0%
00655		1	0.0%
00670		1	0.0%
00674		1	0.0%
00681		1	0.0%

**File : 08 Haryana****# TOT: TOTAL OF TOTAL**

<b>Value</b>	<b>Label</b>	<b>Cases</b>	<b>Percentage</b>
00684		1	0.0%
00686		1	0.0%
00700		1	0.0%
00701		1	0.0%
00706		1	0.0%
00710		1	0.0%
00715		1	0.0%
00740		1	0.0%
00754		1	0.0%
00758		1	0.0%
00765		1	0.0%
00800		3	0.0%
00831		1	0.0%
00850		2	0.0%
00861		1	0.0%
00868		1	0.0%
00871		1	0.0%
00887		1	0.0%
00888		1	0.0%
00890		1	0.0%
00905		1	0.0%
00913		1	0.0%
00915		1	0.0%
00918		1	0.0%
00929		1	0.0%
00935		1	0.0%
00942		1	0.0%
00955		1	0.0%
00956		1	0.0%
00957		1	0.0%
00972		1	0.0%
00992		1	0.0%
01000		2	0.0%
01043		1	0.0%
01067		1	0.0%
01070		1	0.0%
01129		1	0.0%
01131		1	0.0%
01150		1	0.0%
01200		1	0.0%
01203		1	0.0%
01299		1	0.0%
01300		2	0.0%










## File : 08 Haryana

### # TOT: TOTAL OF TOTAL

Value	Label	Cases	Percentage
01330		1	0.0%
01337		1	0.0%
01400		1	0.0%
01403		1	0.0%
01453		1	0.0%
01505		1	0.0%
01571		1	0.0%
01600		1	0.0%
01651		1	0.0%
01701		1	0.0%
01710		1	0.0%
01751		1	0.0%
01763		1	0.0%
01806		1	0.0%
02011		1	0.0%
02025		2	0.0%
02033		1	0.0%
02100		1	0.0%
02400		1	0.0%
02465		1	0.0%
02500		1	0.0%
02612		1	0.0%
02700		1	0.0%
02758		1	0.0%
03000		1	0.0%
03010		1	0.0%
03967		1	0.0%
04000		1	0.0%
06500		1	0.0%

*Warning: these figures indicate the number of cases found in the data file. They cannot be interpreted as summary statistics of the population of interest.*

### # H\_ADULT\_M: HIRED ADULT MALE

<b>Information</b>	[Type= discrete] [Format=character] [Missing=*]		
<b>Statistics [NW/ W]</b>	[Valid=532817 /-] [Invalid=0 /-]		
Value	Label	Cases	Percentage
00000		391838	 73.5%
00001		63768	 12.0%
00002		29382	 5.5%
00003		13219	 2.5%
00004		8309	 1.6%
00005		4764	 0.9%
00006		3286	 0.6%
00007		2262	 0.4%
00008		2235	 0.4%

## File : 08 Haryana

### # H\_ADULT\_M: HIRED ADULT MALE

Value	Label	Cases	Percentage
00009		1354	0.3%
00010		1770	0.3%
00011		742	0.1%
00012		971	0.2%
00013		505	0.1%
00014		756	0.1%
00015		841	0.2%
00016		404	0.1%
00017		305	0.1%
00018		429	0.1%
00019		313	0.1%
00020		583	0.1%
00021		184	0.0%
00022		172	0.0%
00023		158	0.0%
00024		214	0.0%
00025		309	0.1%
00026		114	0.0%
00027		108	0.0%
00028		147	0.0%
00029		109	0.0%
00030		261	0.0%
00031		52	0.0%
00032		60	0.0%
00033		56	0.0%
00034		85	0.0%
00035		141	0.0%
00036		61	0.0%
00037		45	0.0%
00038		90	0.0%
00039		65	0.0%
00040		190	0.0%
00041		17	0.0%
00042		46	0.0%
00043		40	0.0%
00044		29	0.0%
00045		82	0.0%
00046		31	0.0%
00047		26	0.0%
00048		50	0.0%
00049		47	0.0%
00050		152	0.0%
00051		20	0.0%



## File : 08 Haryana

### # H\_ADULT\_M: HIRED ADULT MALE

Value	Label	Cases	Percentage
00052		24	0.0%
00053		17	0.0%
00054		20	0.0%
00055		29	0.0%
00056		18	0.0%
00057		20	0.0%
00058		36	0.0%
00059		28	0.0%
00060		74	0.0%
00061		12	0.0%
00062		15	0.0%
00063		11	0.0%
00064		18	0.0%
00065		31	0.0%
00066		9	0.0%
00067		12	0.0%
00068		23	0.0%
00069		21	0.0%
00070		57	0.0%
00071		9	0.0%
00072		17	0.0%
00073		8	0.0%
00074		19	0.0%
00075		24	0.0%
00076		7	0.0%
00077		10	0.0%
00078		18	0.0%
00079		13	0.0%
00080		45	0.0%
00081		7	0.0%
00082		5	0.0%
00083		6	0.0%
00084		11	0.0%
00085		25	0.0%
00086		7	0.0%
00087		7	0.0%
00088		8	0.0%
00089		6	0.0%
00090		29	0.0%
00091		2	0.0%
00092		7	0.0%
00093		5	0.0%
00094		11	0.0%

## File : 08 Haryana

### # H\_ADULT\_M: HIRED ADULT MALE

Value	Label	Cases	Percentage
00095		11	0.0%
00096		7	0.0%
00097		5	0.0%
00098		21	0.0%
00099		19	0.0%
00100		53	0.0%
00101		3	0.0%
00102		6	0.0%
00103		4	0.0%
00104		13	0.0%
00105		7	0.0%
00106		4	0.0%
00107		4	0.0%
00108		2	0.0%
00109		7	0.0%
00110		18	0.0%
00111		6	0.0%
00113		1	0.0%
00114		6	0.0%
00115		11	0.0%
00116		4	0.0%
00117		3	0.0%
00118		4	0.0%
00119		8	0.0%
00120		23	0.0%
00121		1	0.0%
00122		5	0.0%
00123		7	0.0%
00124		9	0.0%
00125		10	0.0%
00126		4	0.0%
00127		3	0.0%
00128		3	0.0%
00129		4	0.0%
00130		7	0.0%
00131		2	0.0%
00132		1	0.0%
00133		3	0.0%
00134		5	0.0%
00135		5	0.0%
00136		3	0.0%
00138		1	0.0%
00139		3	0.0%

**File : 08 Haryana****# H\_ADULT\_M: HIRED ADULT MALE**

<b>Value</b>	<b>Label</b>	<b>Cases</b>	<b>Percentage</b>
00140		12	0.0%
00141		2	0.0%
00142		2	0.0%
00143		2	0.0%
00144		1	0.0%
00145		3	0.0%
00146		4	0.0%
00147		4	0.0%
00148		2	0.0%
00149		9	0.0%
00150		35	0.0%
00153		3	0.0%
00154		5	0.0%
00155		2	0.0%
00156		1	0.0%
00157		3	0.0%
00158		1	0.0%
00159		1	0.0%
00160		7	0.0%
00161		1	0.0%
00162		3	0.0%
00163		3	0.0%
00164		3	0.0%
00165		4	0.0%
00166		3	0.0%
00167		1	0.0%
00168		2	0.0%
00170		6	0.0%
00173		4	0.0%
00174		3	0.0%
00175		12	0.0%
00176		2	0.0%
00178		1	0.0%
00179		1	0.0%
00180		7	0.0%
00181		2	0.0%
00183		1	0.0%
00184		2	0.0%
00185		2	0.0%
00186		1	0.0%
00187		2	0.0%
00188		2	0.0%
00189		1	0.0%

## File : 08 Haryana

### # H\_ADULT\_M: HIRED ADULT MALE

Value	Label	Cases	Percentage
00190		2	0.0%
00191		2	0.0%
00192		2	0.0%
00194		1	0.0%
00195		2	0.0%
00196		3	0.0%
00198		4	0.0%
00199		6	0.0%
00200		32	0.0%
00201		1	0.0%
00202		1	0.0%
00204		2	0.0%
00206		2	0.0%
00207		2	0.0%
00213		1	0.0%
00214		1	0.0%
00215		1	0.0%
00216		1	0.0%
00218		3	0.0%
00219		2	0.0%
00220		5	0.0%
00224		3	0.0%
00225		3	0.0%
00226		2	0.0%
00227		1	0.0%
00228		2	0.0%
00230		4	0.0%
00232		1	0.0%
00234		2	0.0%
00236		1	0.0%
00237		1	0.0%
00240		5	0.0%
00242		1	0.0%
00244		1	0.0%
00245		1	0.0%
00247		2	0.0%
00248		4	0.0%
00249		1	0.0%
00250		12	0.0%
00251		2	0.0%
00252		1	0.0%
00256		1	0.0%
00257		1	0.0%

## File : 08 Haryana

### # H\_ADULT\_M: HIRED ADULT MALE

Value	Label	Cases	Percentage
00261		1	0.0%
00264		1	0.0%
00270		1	0.0%
00273		1	0.0%
00275		2	0.0%
00276		1	0.0%
00278		2	0.0%
00279		1	0.0%
00280		2	0.0%
00283		1	0.0%
00284		2	0.0%
00286		3	0.0%
00290		1	0.0%
00291		1	0.0%
00295		4	0.0%
00299		1	0.0%
00300		10	0.0%
00309		2	0.0%
00310		2	0.0%
00312		1	0.0%
00317		1	0.0%
00318		1	0.0%
00319		1	0.0%
00320		1	0.0%
00321		1	0.0%
00325		1	0.0%
00326		2	0.0%
00331		1	0.0%
00332		1	0.0%
00335		2	0.0%
00336		1	0.0%
00338		1	0.0%
00345		1	0.0%
00347		1	0.0%
00348		3	0.0%
00349		1	0.0%
00350		8	0.0%
00351		1	0.0%
00360		2	0.0%
00363		1	0.0%
00370		2	0.0%
00372		1	0.0%
00373		1	0.0%

**File : 08 Haryana****# H\_ADULT\_M: HIRED ADULT MALE**

<b>Value</b>	<b>Label</b>	<b>Cases</b>	<b>Percentage</b>
00374		2	0.0%
00375		1	0.0%
00376		1	0.0%
00379		2	0.0%
00385		1	0.0%
00390		1	0.0%
00395		2	0.0%
00398		1	0.0%
00400		8	0.0%
00404		1	0.0%
00414		1	0.0%
00420		2	0.0%
00425		3	0.0%
00434		1	0.0%
00435		1	0.0%
00440		1	0.0%
00450		7	0.0%
00453		1	0.0%
00456		1	0.0%
00465		1	0.0%
00469		1	0.0%
00476		1	0.0%
00482		1	0.0%
00489		1	0.0%
00495		1	0.0%
00496		1	0.0%
00500		4	0.0%
00502		1	0.0%
00510		1	0.0%
00514		1	0.0%
00527		1	0.0%
00530		1	0.0%
00535		1	0.0%
00541		1	0.0%
00542		1	0.0%
00545		1	0.0%
00582		1	0.0%
00585		1	0.0%
00586		1	0.0%
00587		1	0.0%
00600		1	0.0%
00607		1	0.0%
00610		1	0.0%

**File : 08 Haryana****# H\_ADULT\_M: HIRED ADULT MALE**

<b>Value</b>	<b>Label</b>	<b>Cases</b>	<b>Percentage</b>
00645		1	0.0%
00650		1	0.0%
00657		1	0.0%
00662		1	0.0%
00666		1	0.0%
00670		1	0.0%
00697		1	0.0%
00700		4	0.0%
00725		1	0.0%
00740		1	0.0%
00750		2	0.0%
00753		1	0.0%
00797		1	0.0%
00800		1	0.0%
00830		1	0.0%
00840		1	0.0%
00845		1	0.0%
00867		1	0.0%
00876		1	0.0%
00888		1	0.0%
00889		1	0.0%
00900		1	0.0%
00901		1	0.0%
00917		2	0.0%
00918		1	0.0%
00930		1	0.0%
00940		1	0.0%
00949		1	0.0%
00950		1	0.0%
00953		1	0.0%
00970		1	0.0%
00999		1	0.0%
01009		1	0.0%
01057		1	0.0%
01070		1	0.0%
01125		1	0.0%
01127		1	0.0%
01140		2	0.0%
01199		1	0.0%
01201		1	0.0%
01260		1	0.0%
01264		1	0.0%
01281		1	0.0%

## File : 08 Haryana

### # H\_ADULT\_M: HIRED ADULT MALE

Value	Label	Cases	Percentage
01285		1	0.0%
01322		1	0.0%
01400		1	0.0%
01429		1	0.0%
01500		1	0.0%
01545		1	0.0%
01550		1	0.0%
01640		1	0.0%
01650		1	0.0%
01663		1	0.0%
01751		1	0.0%
01763		1	0.0%
01800		1	0.0%
01900		1	0.0%
02014		1	0.0%
02017		1	0.0%
02100		1	0.0%
02219		1	0.0%
02390		1	0.0%
02430		1	0.0%
02558		1	0.0%
02700		1	0.0%
02900		1	0.0%
03000		1	0.0%
03950		1	0.0%
04000		1	0.0%
06378		1	0.0%

Warning: these figures indicate the number of cases found in the data file. They cannot be interpreted as summary statistics of the population of interest.

### # H\_ADULT\_F: HIRED ADULT FEMALE

<b>Information</b>	[Type= discrete] [Format=character] [Missing=*]		
<b>Statistics [NW/ W]</b>	[Valid=532817 /-] [Invalid=0 /-]		
Value	Label	Cases	Percentage
00000		505406	94.9%
00001		7238	1.4%
00002		8633	1.6%
00003		2758	0.5%
00004		2116	0.4%
00005		1435	0.3%
00006		982	0.2%
00007		591	0.1%
00008		552	0.1%
00009		316	0.1%
00010		536	0.1%



## File : 08 Haryana

### # H\_ADULT\_F: HIRED ADULT FEMALE

Value	Label	Cases	Percentage
00011		151	0.0%
00012		237	0.0%
00013		119	0.0%
00014		132	0.0%
00015		243	0.0%
00016		85	0.0%
00017		53	0.0%
00018		81	0.0%
00019		38	0.0%
00020		231	0.0%
00021		20	0.0%
00022		38	0.0%
00023		29	0.0%
00024		34	0.0%
00025		94	0.0%
00026		20	0.0%
00027		12	0.0%
00028		16	0.0%
00029		10	0.0%
00030		117	0.0%
00031		10	0.0%
00032		18	0.0%
00033		10	0.0%
00034		17	0.0%
00035		47	0.0%
00036		12	0.0%
00037		7	0.0%
00038		10	0.0%
00039		7	0.0%
00040		62	0.0%
00041		5	0.0%
00042		5	0.0%
00043		3	0.0%
00044		6	0.0%
00045		21	0.0%
00046		4	0.0%
00047		4	0.0%
00048		4	0.0%
00049		5	0.0%
00050		74	0.0%
00051		6	0.0%
00052		6	0.0%
00054		7	0.0%

**File : 08 Haryana****# H\_ADULT\_F: HIRED ADULT FEMALE**

<b>Value</b>	<b>Label</b>	<b>Cases</b>	<b>Percentage</b>
00055		10	0.0%
00056		2	0.0%
00058		4	0.0%
00059		1	0.0%
00060		21	0.0%
00061		1	0.0%
00062		2	0.0%
00065		6	0.0%
00066		2	0.0%
00070		11	0.0%
00075		9	0.0%
00078		1	0.0%
00080		3	0.0%
00089		1	0.0%
00090		8	0.0%
00093		1	0.0%
00095		3	0.0%
00100		7	0.0%
00101		1	0.0%
00105		5	0.0%
00110		2	0.0%
00117		1	0.0%
00119		1	0.0%
00120		1	0.0%
00122		1	0.0%
00124		1	0.0%
00125		2	0.0%
00126		1	0.0%
00129		1	0.0%
00130		2	0.0%
00135		1	0.0%
00138		1	0.0%
00142		1	0.0%
00145		2	0.0%
00147		1	0.0%
00148		1	0.0%
00150		8	0.0%
00160		2	0.0%
00162		1	0.0%
00192		1	0.0%
00197		1	0.0%
00200		1	0.0%
00210		1	0.0%

## File : 08 Haryana

### # H\_ADULT\_F: HIRED ADULT FEMALE

Value	Label	Cases	Percentage
00224		1	0.0%
00250		1	0.0%
00260		1	0.0%
00341		1	0.0%
00348		1	0.0%
00400		1	0.0%
00539		1	0.0%
00600		1	0.0%
00850		1	0.0%
01000		1	0.0%

Warning: these figures indicate the number of cases found in the data file. They cannot be interpreted as summary statistics of the population of interest.

### # H\_CHILD\_M: HIRED CHIELD MALE

<b>Information</b>	[Type= discrete] [Format=character] [Missing=*]
<b>Statistics [NW/ W]</b>	[Valid=532817 /-] [Invalid=0 /-]

Value	Label	Cases	Percentage
00000		529069	99.3%
00001		2593	0.5%
00002		780	0.1%
00003		135	0.0%
00004		108	0.0%
00005		36	0.0%
00006		20	0.0%
00007		4	0.0%
00008		10	0.0%
00009		7	0.0%
00010		21	0.0%
00011		2	0.0%
00012		4	0.0%
00014		3	0.0%
00015		8	0.0%
00018		1	0.0%
00020		9	0.0%
00022		1	0.0%
00025		1	0.0%
00028		1	0.0%
00030		4	0.0%

Warning: these figures indicate the number of cases found in the data file. They cannot be interpreted as summary statistics of the population of interest.

### # H\_CHILD\_F: HIRED CHIELD FEMALE

<b>Information</b>	[Type= discrete] [Format=character] [Missing=*]
<b>Statistics [NW/ W]</b>	[Valid=532817 /-] [Invalid=0 /-]

Value	Label	Cases	Percentage
00000		532624	100.0%

## File : 08 Haryana

### # H\_CHILD\_F: HIRED CHIELD FEMALE

Value	Label	Cases	Percentage
00001		78	0.0%
00002		43	0.0%
00003		9	0.0%
00004		6	0.0%
00005		11	0.0%
00006		4	0.0%
00007		4	0.0%
00008		4	0.0%
00009		3	0.0%
00010		13	0.0%
00012		3	0.0%
00015		5	0.0%
00020		6	0.0%
00028		1	0.0%
00032		1	0.0%
00035		1	0.0%
00038		1	0.0%

Warning: these figures indicate the number of cases found in the data file. They cannot be interpreted as summary statistics of the population of interest.

### # T\_HIRED: TOTAL OF HIRED

**Information** [Type= discrete] [Format=character] [Missing=\*]

**Statistics [NW/ W]** [Valid=532817 /-] [Invalid=0 /-]

Value	Label	Cases	Percentage
00000		382484	71.8%
00001		62281	11.7%
00002		33916	6.4%
00003		13560	2.5%
00004		8952	1.7%
00005		5452	1.0%
00006		3888	0.7%
00007		2707	0.5%
00008		2460	0.5%
00009		1671	0.3%
00010		2029	0.4%
00011		963	0.2%
00012		1160	0.2%
00013		710	0.1%
00014		851	0.2%
00015		924	0.2%
00016		550	0.1%
00017		438	0.1%
00018		533	0.1%
00019		417	0.1%
00020		645	0.1%

## File : 08 Haryana

### # T\_HIRED: TOTAL OF HIRED

Value	Label	Cases	Percentage
00021		255	0.0%
00022		300	0.1%
00023		237	0.0%
00024		262	0.0%
00025		375	0.1%
00026		164	0.0%
00027		155	0.0%
00028		177	0.0%
00029		166	0.0%
00030		261	0.0%
00031		100	0.0%
00032		118	0.0%
00033		101	0.0%
00034		128	0.0%
00035		157	0.0%
00036		104	0.0%
00037		62	0.0%
00038		91	0.0%
00039		87	0.0%
00040		187	0.0%
00041		35	0.0%
00042		67	0.0%
00043		60	0.0%
00044		47	0.0%
00045		86	0.0%
00046		35	0.0%
00047		43	0.0%
00048		57	0.0%
00049		50	0.0%
00050		161	0.0%
00051		28	0.0%
00052		22	0.0%
00053		29	0.0%
00054		27	0.0%
00055		50	0.0%
00056		35	0.0%
00057		16	0.0%
00058		42	0.0%
00059		31	0.0%
00060		108	0.0%
00061		16	0.0%
00062		22	0.0%
00063		18	0.0%

## File : 08 Haryana

### # T\_HIRED: TOTAL OF HIRED

Value	Label	Cases	Percentage
00064		26	0.0%
00065		37	0.0%
00066		10	0.0%
00067		15	0.0%
00068		33	0.0%
00069		19	0.0%
00070		65	0.0%
00071		12	0.0%
00072		19	0.0%
00073		14	0.0%
00074		17	0.0%
00075		27	0.0%
00076		16	0.0%
00077		10	0.0%
00078		16	0.0%
00079		18	0.0%
00080		62	0.0%
00081		11	0.0%
00082		13	0.0%
00083		9	0.0%
00084		13	0.0%
00085		33	0.0%
00086		8	0.0%
00087		6	0.0%
00088		11	0.0%
00089		11	0.0%
00090		39	0.0%
00091		2	0.0%
00092		12	0.0%
00093		7	0.0%
00094		17	0.0%
00095		22	0.0%
00096		9	0.0%
00097		5	0.0%
00098		14	0.0%
00099		12	0.0%
00100		66	0.0%
00101		9	0.0%
00102		9	0.0%
00103		6	0.0%
00104		7	0.0%
00105		13	0.0%
00106		6	0.0%

**File : 08 Haryana****# T\_HIRED: TOTAL OF HIRED**

<b>Value</b>	<b>Label</b>	<b>Cases</b>	<b>Percentage</b>
00107		8	0.0%
00108		10	0.0%
00109		4	0.0%
00110		19	0.0%
00111		4	0.0%
00112		8	0.0%
00113		1	0.0%
00114		7	0.0%
00115		10	0.0%
00116		4	0.0%
00117		6	0.0%
00118		13	0.0%
00119		5	0.0%
00120		24	0.0%
00121		5	0.0%
00122		2	0.0%
00123		5	0.0%
00124		5	0.0%
00125		22	0.0%
00126		4	0.0%
00127		4	0.0%
00128		4	0.0%
00129		6	0.0%
00130		13	0.0%
00131		6	0.0%
00132		2	0.0%
00133		3	0.0%
00134		3	0.0%
00135		13	0.0%
00136		2	0.0%
00138		4	0.0%
00139		3	0.0%
00140		17	0.0%
00141		2	0.0%
00142		4	0.0%
00143		1	0.0%
00144		1	0.0%
00145		7	0.0%
00146		4	0.0%
00147		4	0.0%
00148		4	0.0%
00149		11	0.0%
00150		54	0.0%

## File : 08 Haryana

### # T\_HIRED: TOTAL OF HIRED

Value	Label	Cases	Percentage
00152		2	0.0%
00153		2	0.0%
00154		10	0.0%
00155		4	0.0%
00156		3	0.0%
00157		1	0.0%
00158		5	0.0%
00159		3	0.0%
00160		10	0.0%
00161		4	0.0%
00162		2	0.0%
00163		2	0.0%
00164		1	0.0%
00165		7	0.0%
00168		2	0.0%
00170		8	0.0%
00171		1	0.0%
00172		1	0.0%
00174		1	0.0%
00175		14	0.0%
00176		2	0.0%
00177		1	0.0%
00178		5	0.0%
00179		2	0.0%
00180		7	0.0%
00182		2	0.0%
00183		3	0.0%
00184		1	0.0%
00185		7	0.0%
00186		2	0.0%
00187		1	0.0%
00188		2	0.0%
00189		3	0.0%
00190		4	0.0%
00191		2	0.0%
00192		1	0.0%
00194		1	0.0%
00195		6	0.0%
00196		2	0.0%
00197		2	0.0%
00198		8	0.0%
00199		5	0.0%
00200		29	0.0%



**File : 08 Haryana**

**# T\_HIRED: TOTAL OF HIRED**

Value	Label	Cases	Percentage
00201		4	0.0%
00202		2	0.0%
00203		1	0.0%
00204		2	0.0%
00205		3	0.0%
00206		2	0.0%
00207		3	0.0%
00209		2	0.0%
00210		3	0.0%
00214		2	0.0%
00215		3	0.0%
00216		2	0.0%
00217		1	0.0%
00218		2	0.0%
00219		3	0.0%
00220		4	0.0%
00221		1	0.0%
00222		1	0.0%
00223		1	0.0%
00224		2	0.0%
00225		7	0.0%
00226		1	0.0%
00228		2	0.0%
00229		1	0.0%
00230		4	0.0%
00231		2	0.0%
00234		1	0.0%
00237		1	0.0%
00240		4	0.0%
00242		1	0.0%
00244		1	0.0%
00245		1	0.0%
00246		1	0.0%
00247		1	0.0%
00248		4	0.0%
00249		3	0.0%
00250		19	0.0%
00252		2	0.0%
00253		1	0.0%
00255		1	0.0%
00256		2	0.0%
00257		1	0.0%
00262		2	0.0%

**File : 08 Haryana****# T\_HIRED: TOTAL OF HIRED**

<b>Value</b>	<b>Label</b>	<b>Cases</b>	<b>Percentage</b>
00265		1	0.0%
00268		1	0.0%
00269		1	0.0%
00270		1	0.0%
00275		2	0.0%
00277		1	0.0%
00278		1	0.0%
00279		1	0.0%
00280		1	0.0%
00285		1	0.0%
00288		2	0.0%
00289		1	0.0%
00290		2	0.0%
00291		1	0.0%
00292		1	0.0%
00293		1	0.0%
00294		1	0.0%
00295		1	0.0%
00298		1	0.0%
00299		3	0.0%
00300		9	0.0%
00301		1	0.0%
00305		1	0.0%
00306		1	0.0%
00307		1	0.0%
00310		1	0.0%
00311		1	0.0%
00312		1	0.0%
00313		1	0.0%
00315		1	0.0%
00316		1	0.0%
00319		2	0.0%
00321		1	0.0%
00323		1	0.0%
00325		1	0.0%
00327		4	0.0%
00331		1	0.0%
00333		1	0.0%
00335		2	0.0%
00342		1	0.0%
00343		1	0.0%
00348		3	0.0%
00350		13	0.0%

## File : 08 Haryana

### # T\_HIRED: TOTAL OF HIRED

Value	Label	Cases	Percentage
00358		1	0.0%
00360		3	0.0%
00363		1	0.0%
00370		1	0.0%
00371		1	0.0%
00373		1	0.0%
00377		1	0.0%
00379		1	0.0%
00380		1	0.0%
00381		1	0.0%
00383		1	0.0%
00385		1	0.0%
00390		2	0.0%
00395		2	0.0%
00397		1	0.0%
00400		9	0.0%
00402		1	0.0%
00404		1	0.0%
00406		1	0.0%
00408		1	0.0%
00410		1	0.0%
00418		1	0.0%
00420		1	0.0%
00424		2	0.0%
00425		4	0.0%
00445		1	0.0%
00450		6	0.0%
00455		1	0.0%
00456		1	0.0%
00462		1	0.0%
00464		1	0.0%
00465		1	0.0%
00470		1	0.0%
00480		1	0.0%
00484		1	0.0%
00485		1	0.0%
00495		1	0.0%
00499		1	0.0%
00500		5	0.0%
00501		1	0.0%
00505		1	0.0%
00513		1	0.0%
00514		1	0.0%

**File : 08 Haryana****# T\_HIRED: TOTAL OF HIRED**

<b>Value</b>	<b>Label</b>	<b>Cases</b>	<b>Percentage</b>
00519		2	0.0%
00529		1	0.0%
00530		1	0.0%
00535		1	0.0%
00542		1	0.0%
00546		1	0.0%
00558		1	0.0%
00560		1	0.0%
00587		1	0.0%
00592		1	0.0%
00600		4	0.0%
00601		1	0.0%
00645		1	0.0%
00650		1	0.0%
00661		1	0.0%
00670		1	0.0%
00674		1	0.0%
00684		1	0.0%
00686		1	0.0%
00700		3	0.0%
00704		1	0.0%
00715		1	0.0%
00740		1	0.0%
00753		1	0.0%
00757		1	0.0%
00765		1	0.0%
00800		3	0.0%
00831		1	0.0%
00850		2	0.0%
00861		1	0.0%
00868		1	0.0%
00870		1	0.0%
00886		1	0.0%
00888		1	0.0%
00890		1	0.0%
00900		1	0.0%
00912		1	0.0%
00915		1	0.0%
00918		1	0.0%
00928		1	0.0%
00935		1	0.0%
00942		1	0.0%
00955		1	0.0%

**File : 08 Haryana****# T\_HIRED: TOTAL OF HIRED**

<b>Value</b>	<b>Label</b>	<b>Cases</b>	<b>Percentage</b>
00956		1	0.0%
00957		1	0.0%
00970		1	0.0%
00972		1	0.0%
00999		1	0.0%
01000		1	0.0%
01043		1	0.0%
01067		1	0.0%
01070		1	0.0%
01127		1	0.0%
01128		1	0.0%
01140		1	0.0%
01199		1	0.0%
01201		1	0.0%
01299		1	0.0%
01300		2	0.0%
01330		1	0.0%
01336		1	0.0%
01400		1	0.0%
01402		1	0.0%
01453		1	0.0%
01500		1	0.0%
01571		1	0.0%
01600		1	0.0%
01651		1	0.0%
01700		1	0.0%
01710		1	0.0%
01751		1	0.0%
01763		1	0.0%
01805		1	0.0%
02011		1	0.0%
02025		2	0.0%
02032		1	0.0%
02100		1	0.0%
02393		1	0.0%
02465		1	0.0%
02500		1	0.0%
02612		1	0.0%
02700		1	0.0%
02758		1	0.0%
03000		1	0.0%
03010		1	0.0%
03957		1	0.0%

## File : 08 Haryana

### # T\_HIRED: TOTAL OF HIRED

Value	Label	Cases	Percentage
04000		1	0.0%
06500		1	0.0%

Warning: these figures indicate the number of cases found in the data file. They cannot be interpreted as summary statistics of the population of interest.

### # REMAKS: REMARKS

Information	[Type= discrete] [Format=character] [Missing=*]
Statistics [NW/ W]	[Valid=532817 /-] [Invalid=0 /-]

Value	Label	Cases	Percentage
000		532817	100.0%

Warning: these figures indicate the number of cases found in the data file. They cannot be interpreted as summary statistics of the population of interest.

### # TYPE\_ENTERP: TYPE OF ENTERPRISE

Information	[Type= discrete] [Format=character] [Missing=*]
Statistics [NW/ W]	[Valid=532817 /-] [Invalid=0 /-]

Value	Label	Cases	Percentage
1		382484	71.8%
2		118263	22.2%
3		32070	6.0%

Warning: these figures indicate the number of cases found in the data file. They cannot be interpreted as summary statistics of the population of interest.

### # MAJOR\_ACT: MAJOR ACTIVITY CODE

Information	[Type= discrete] [Format=character] [Missing=*]
Statistics [NW/ W]	[Valid=532817 /-] [Invalid=0 /-]

Value	Label	Cases	Percentage
01		17026	3.2%
02		1638	0.3%
04		155	0.0%
05		84039	15.8%
06		2100	0.4%
07		4410	0.8%
08		17353	3.3%
09		210952	39.6%
10		17726	3.3%
11		17683	3.3%
12		1317	0.2%
13		4331	0.8%
14		12546	2.4%
15		141541	26.6%

Warning: these figures indicate the number of cases found in the data file. They cannot be interpreted as summary statistics of the population of interest.

### # SIZE\_EMP1: SIZE OF EMPLOYMENT CODE-

Information	[Type= discrete] [Format=character] [Missing=*]
Statistics [NW/ W]	[Valid=532817 /-] [Invalid=0 /-]

Value	Label	Cases	Percentage
1	Employee size 0 to 1	313425	58.8%

## File : 08 Haryana

### # SIZE\_EMP1: SIZE OF EMPLOYMENT CODE-

Value	Label	Cases	Percentage
2	Employee size 2	121971	22.9%
3	Employee size 3	35232	6.6%
4	Employee size 4	19348	3.6%
5	Employee size 5	9775	1.8%
6	Employee size 6 to 9	15442	2.9%
7	Employee size >9	17624	3.3%

*Warning: these figures indicate the number of cases found in the data file. They cannot be interpreted as summary statistics of the population of interest.*

### # SIZE\_EMP2: SIZE OF EMPLOYMENT CODE-

<b>Information</b>	[Type= discrete] [Format=character] [Missing=*]
<b>Statistics [NW/ W]</b>	[Valid=532817 /-] [Invalid=0 /-]

Value	Label	Cases	Percentage
01	Employee size 0 to 1	313425	58.8%
02	Employee size 2	121971	22.9%
03	Employee size 3	35232	6.6%
04	Employee size 4	19348	3.6%
05	Employee size 5	9775	1.8%
07	Employee size 6 to 9	15442	2.9%
08	Employee size 10 to 14	7039	1.3%
09	Employee size 15 to 19	3222	0.6%
10	Employee size 20 to 24	1936	0.4%
11	Employee size 25 to 49	3059	0.6%
12	Employee size 50 to 99	1358	0.3%
13	Employee size 100 to 199	614	0.1%
14	Employee size 200 to 499	286	0.1%
15	Employee size >=500	110	0.0%

*Warning: these figures indicate the number of cases found in the data file. They cannot be interpreted as summary statistics of the population of interest.*

### # FITTER: FILLER

<b>Information</b>	[Type= discrete] [Format=character] [Missing=*]
<b>Statistics [NW/ W]</b>	[Valid=0 /-] [Invalid=0 /-]

**File : 09 HP****# FILE\_ID: FILE-ID****Information** [Type= discrete] [Format=character] [Missing=\*]**Statistics [NW/ W]** [Valid=225478 /-] [Invalid=0 /-]

Value	Label	Cases	Percentage
EC98AD		225478	100.0%

*Warning: these figures indicate the number of cases found in the data file. They cannot be interpreted as summary statistics of the population of interest.***# ID\_NO: IDENTIFICATION NO (ID NO)****Information** [Type= discrete] [Format=character] [Missing=\*]**Statistics [NW/ W]** [Valid=225478 /-] [Invalid=0 /-]**# ST: STATE CODE****Information** [Type= discrete] [Format=character] [Missing=\*]**Statistics [NW/ W]** [Valid=225478 /-] [Invalid=0 /-]

Value	Label	Cases	Percentage
09	Himachal Pradesh	225478	100.0%

*Warning: these figures indicate the number of cases found in the data file. They cannot be interpreted as summary statistics of the population of interest.***# DT: DISTRICT CODE****Information** [Type= discrete] [Format=character] [Missing=\*]**Statistics [NW/ W]** [Valid=225478 /-] [Invalid=0 /-]

Value	Label	Cases	Percentage
01	CHAMBA	14065	6.2%
02	KANGRA	50783	22.5%
03	HAMIRPUR	16382	7.3%
04	UNA	17046	7.6%
05	BILASPUR	11449	5.1%
06	MANDI	31095	13.8%
07	KULLU	16827	7.5%
08	LAHOUL SPITI	2294	1.0%
09	SHIMLA	28836	12.8%
10	SOLAN	17073	7.6%
11	SIRMAUR	15186	6.7%
12	KINNAUR	4442	2.0%

*Warning: these figures indicate the number of cases found in the data file. They cannot be interpreted as summary statistics of the population of interest.***# TEH: TEHSIL CODE****Information** [Type= discrete] [Format=character] [Missing=\*]**Statistics [NW/ W]** [Valid=225478 /-] [Invalid=0 /-]

Value	Label	Cases	Percentage
000		33276	14.8%
001		40452	17.9%
002		20286	9.0%
003		21489	9.5%
004		20217	9.0%
005		15484	6.9%



## File : 09 HP

### # TEH: TEHSIL CODE

Value	Label	Cases	Percentage
006		14792	6.6%
007		11248	5.0%
008		13803	6.1%
009		4626	2.1%
010		1134	0.5%
011		3904	1.7%
012		6762	3.0%
013		1953	0.9%
014		2638	1.2%
015		6389	2.8%
016		5327	2.4%
017		1118	0.5%
018		207	0.1%
038		347	0.2%
086		26	0.0%

Warning: these figures indicate the number of cases found in the data file. They cannot be interpreted as summary statistics of the population of interest.

### # CD\_BLOCK: CD BLOCK

**Information** [Type= discrete] [Format=character] [Missing=\*]

**Statistics [NW/ W]** [Valid=225478 /-] [Invalid=0 /-]

Value	Label	Cases	Percentage
00		37866	16.8%
01		35207	15.6%
02		34955	15.5%
03		24840	11.0%
04		26885	11.9%
05		19176	8.5%
06		9886	4.4%
07		10543	4.7%
08		6434	2.9%
09		5378	2.4%
10		5726	2.5%
11		3157	1.4%
12		5425	2.4%

Warning: these figures indicate the number of cases found in the data file. They cannot be interpreted as summary statistics of the population of interest.

### # SECTOR: SECTOR CODE

**Information** [Type= discrete] [Format=character] [Missing=\*]

**Statistics [NW/ W]** [Valid=225478 /-] [Invalid=0 /-]

Value	Label	Cases	Percentage
1	Rural	181656	80.6%
2	Urban	43822	19.4%

Warning: these figures indicate the number of cases found in the data file. They cannot be interpreted as summary statistics of the population of interest.

# File : 09 HP

## # V\_C: VILLAGE CODE

Information [Type= discrete] [Format=character] [Missing=\*]

Statistics [NW/ W] [Valid=225478 /-] [Invalid=0 /-]

Value	Label	Cases	Percentage
001		1599	0.7%
002		1206	0.5%
003		1316	0.6%
004		1191	0.5%
005		1028	0.5%
006		1246	0.6%
007		1287	0.6%
008		1671	0.7%
009		1269	0.6%
010		1134	0.5%
011		1083	0.5%
012		1292	0.6%
013		1296	0.6%
014		1033	0.5%
015		3059	1.4%
016		1084	0.5%
017		2266	1.0%
018		3720	1.6%
019		909	0.4%
020		1234	0.5%
021		1327	0.6%
022		916	0.4%
023		1364	0.6%
024		1054	0.5%
025		1061	0.5%
026		8081	3.6%
027		2663	1.2%
028		3724	1.7%
029		921	0.4%
030		1017	0.5%
031		846	0.4%
032		900	0.4%
033		1016	0.5%
034		902	0.4%
035		789	0.3%
036		2576	1.1%
037		1303	0.6%
038		4080	1.8%
039		1413	0.6%
040		1222	0.5%
041		1054	0.5%

# File : 09 HP

## # V\_C: VILLAGE CODE

Value	Label	Cases	Percentage
042		1256	0.6%
043		887	0.4%
044		946	0.4%
045		904	0.4%
046		1244	0.6%
047		2413	1.1%
048		4723	2.1%
049		607	0.3%
050		1320	0.6%
051		1047	0.5%
052		1728	0.8%
053		1068	0.5%
054		1102	0.5%
055		867	0.4%
056		2309	1.0%
057		1158	0.5%
058		3581	1.6%
059		560	0.2%
060		1190	0.5%
061		904	0.4%
062		758	0.3%
063		1427	0.6%
064		935	0.4%
065		2542	1.1%
066		1206	0.5%
067		1484	0.7%
068		1523	0.7%
069		754	0.3%
070		1102	0.5%
071		1094	0.5%
072		1120	0.5%
073		1502	0.7%
074		646	0.3%
075		676	0.3%
076		2640	1.2%
077		738	0.3%
078		1596	0.7%
079		915	0.4%
080		962	0.4%
081		1173	0.5%
082		1083	0.5%
083		843	0.4%
084		947	0.4%

**File : 09 HP**

**# V\_C: VILLAGE CODE**

Value	Label	Cases	Percentage
085		605	0.3%
086		8025	3.6%
087		711	0.3%
088		528	0.2%
089		935	0.4%
090		769	0.3%
091		1044	0.5%
092		595	0.3%
093		506	0.2%
094		418	0.2%
095		485	0.2%
096		454	0.2%
097		1031	0.5%
098		1334	0.6%
099		373	0.2%
100		418	0.2%
101		417	0.2%
102		382	0.2%
103		523	0.2%
104		617	0.3%
105		325	0.1%
106		643	0.3%
107		616	0.3%
108		378	0.2%
109		562	0.2%
110		799	0.4%
111		536	0.2%
112		492	0.2%
113		436	0.2%
114		461	0.2%
115		469	0.2%
116		1013	0.4%
117		603	0.3%
118		785	0.3%
119		801	0.4%
120		931	0.4%
121		360	0.2%
122		512	0.2%
123		837	0.4%
124		377	0.2%
125		512	0.2%
126		703	0.3%
127		406	0.2%

**File : 09 HP**

**# V\_C: VILLAGE CODE**

Value	Label	Cases	Percentage
128		956	0.4%
129		626	0.3%
130		335	0.1%
131		557	0.2%
132		450	0.2%
133		305	0.1%
134		417	0.2%
135		459	0.2%
136		326	0.1%
137		442	0.2%
138		380	0.2%
139		671	0.3%
140		602	0.3%
141		403	0.2%
142		432	0.2%
143		367	0.2%
144		270	0.1%
145		287	0.1%
146		496	0.2%
147		331	0.1%
148		378	0.2%
149		1076	0.5%
150		321	0.1%
151		336	0.1%
152		392	0.2%
153		862	0.4%
154		360	0.2%
155		306	0.1%
156		310	0.1%
157		184	0.1%
158		459	0.2%
159		340	0.2%
160		419	0.2%
161		816	0.4%
162		215	0.1%
163		317	0.1%
164		475	0.2%
165		363	0.2%
166		362	0.2%
167		310	0.1%
168		760	0.3%
169		231	0.1%
170		406	0.2%

**File : 09 HP**

**# V\_C: VILLAGE CODE**

Value	Label	Cases	Percentage
171		284	0.1%
172		325	0.1%
173		220	0.1%
174		550	0.2%
175		216	0.1%
176		269	0.1%
177		631	0.3%
178		319	0.1%
179		349	0.2%
180		337	0.1%
181		360	0.2%
182		224	0.1%
183		220	0.1%
184		292	0.1%
185		406	0.2%
186		585	0.3%
187		291	0.1%
188		248	0.1%
189		220	0.1%
190		445	0.2%
191		258	0.1%
192		277	0.1%
193		208	0.1%
194		251	0.1%
195		272	0.1%
196		311	0.1%
197		516	0.2%
198		444	0.2%
199		267	0.1%
200		411	0.2%
201		279	0.1%
202		187	0.1%
203		279	0.1%
204		205	0.1%
205		179	0.1%
206		276	0.1%
207		244	0.1%
208		229	0.1%
209		233	0.1%
210		216	0.1%
211		247	0.1%
212		367	0.2%
213		170	0.1%

## File : 09 HP

### # V\_C: VILLAGE CODE

Value	Label	Cases	Percentage
214		217	0.1%
215		212	0.1%
216		116	0.1%
217		296	0.1%
218		101	0.0%
219		269	0.1%
220		149	0.1%
221		291	0.1%
222		161	0.1%
223		231	0.1%
224		278	0.1%
225		153	0.1%
226		174	0.1%
227		172	0.1%
228		253	0.1%
229		112	0.0%
230		117	0.1%
231		273	0.1%
232		108	0.0%
233		138	0.1%
234		116	0.1%
235		265	0.1%
236		169	0.1%
237		178	0.1%
238		238	0.1%
239		465	0.2%
240		167	0.1%
241		200	0.1%
242		186	0.1%
243		351	0.2%
244		132	0.1%
245		193	0.1%
246		123	0.1%
247		184	0.1%
248		177	0.1%
249		388	0.2%
250		73	0.0%
251		175	0.1%
252		593	0.3%
253		327	0.1%
254		470	0.2%
255		319	0.1%
256		113	0.1%

# File : 09 HP

## # V\_C: VILLAGE CODE

Value	Label	Cases	Percentage
257		220	0.1%
258		335	0.1%
259		321	0.1%
260		136	0.1%
261		79	0.0%
262		102	0.0%
263		264	0.1%
264		67	0.0%
265		49	0.0%
266		663	0.3%
267		513	0.2%
268		96	0.0%
269		107	0.0%
270		118	0.1%
271		111	0.0%
272		167	0.1%
273		134	0.1%
274		181	0.1%
275		134	0.1%
276		104	0.0%
277		139	0.1%
278		73	0.0%
279		184	0.1%
280		174	0.1%
281		224	0.1%
282		161	0.1%
283		79	0.0%
284		157	0.1%
285		173	0.1%
286		138	0.1%
287		49	0.0%
288		131	0.1%
289		132	0.1%
290		157	0.1%
291		281	0.1%
292		329	0.1%
293		76	0.0%
294		65	0.0%
295		113	0.1%
296		109	0.0%
297		93	0.0%
298		94	0.0%
299		208	0.1%



# File : 09 HP

## # V\_C: VILLAGE CODE

Value	Label	Cases	Percentage
300		41	0.0%
301		71	0.0%
302		73	0.0%
303		376	0.2%
304		117	0.1%
305		142	0.1%
306		106	0.0%
307		113	0.1%
308		343	0.2%
309		97	0.0%
310		106	0.0%
311		176	0.1%
312		134	0.1%
313		91	0.0%
314		70	0.0%
315		76	0.0%
316		52	0.0%
317		31	0.0%
318		60	0.0%
319		75	0.0%
320		64	0.0%
321		48	0.0%
322		42	0.0%
323		45	0.0%
324		206	0.1%
325		112	0.0%
326		63	0.0%
327		98	0.0%
328		44	0.0%
329		212	0.1%
330		111	0.0%
331		68	0.0%
332		106	0.0%
333		62	0.0%
334		89	0.0%
335		71	0.0%
336		143	0.1%
337		65	0.0%
338		69	0.0%
339		52	0.0%
340		92	0.0%
341		41	0.0%
342		103	0.0%

# File : 09 HP

## # V\_C: VILLAGE CODE

Value	Label	Cases	Percentage
343		76	0.0%
344		195	0.1%
345		102	0.0%
346		128	0.1%
347		70	0.0%
348		78	0.0%
349		88	0.0%
350		492	0.2%
351		328	0.1%
352		344	0.2%
353		112	0.0%
354		201	0.1%
355		103	0.0%
356		93	0.0%
357		185	0.1%
358		36	0.0%
359		91	0.0%
360		151	0.1%
361		107	0.0%
362		164	0.1%
363		64	0.0%
364		110	0.0%
365		81	0.0%
366		116	0.1%
367		64	0.0%
368		156	0.1%
369		115	0.1%
370		119	0.1%
371		332	0.1%
372		163	0.1%
373		162	0.1%
374		54	0.0%
375		79	0.0%
376		87	0.0%
377		56	0.0%
378		49	0.0%
379		46	0.0%
380		104	0.0%
381		87	0.0%
382		90	0.0%
383		48	0.0%
384		61	0.0%
385		52	0.0%

**File : 09 HP**

**# V\_C: VILLAGE CODE**

Value	Label	Cases	Percentage
386		95	0.0%
387		62	0.0%
388		43	0.0%
389		30	0.0%
390		51	0.0%
391		116	0.1%
392		57	0.0%
393		66	0.0%
394		105	0.0%
395		77	0.0%
396		76	0.0%
397		74	0.0%
398		87	0.0%
399		69	0.0%
400		100	0.0%
401		90	0.0%
402		43	0.0%
403		294	0.1%
404		39	0.0%
405		107	0.0%
406		35	0.0%
407		41	0.0%
408		21	0.0%
409		92	0.0%
410		32	0.0%
411		46	0.0%
412		53	0.0%
413		75	0.0%
414		57	0.0%
415		23	0.0%
416		19	0.0%
417		52	0.0%
418		43	0.0%
419		65	0.0%
420		74	0.0%
421		73	0.0%
422		31	0.0%
423		70	0.0%
424		41	0.0%
425		43	0.0%
426		41	0.0%
427		65	0.0%
428		51	0.0%

# File : 09 HP

## # V\_C: VILLAGE CODE

Value	Label	Cases	Percentage
429		15	0.0%
430		70	0.0%
431		63	0.0%
432		30	0.0%
433		32	0.0%
434		49	0.0%
435		60	0.0%
436		9	0.0%
437		128	0.1%
438		36	0.0%
439		326	0.1%
440		20	0.0%
441		15	0.0%
442		14	0.0%
443		140	0.1%
444		76	0.0%
445		46	0.0%
446		41	0.0%
447		40	0.0%
448		70	0.0%
449		32	0.0%
450		28	0.0%
451		15	0.0%
452		20	0.0%
453		72	0.0%
454		26	0.0%
455		43	0.0%
456		32	0.0%
457		18	0.0%
458		27	0.0%
459		36	0.0%
460		83	0.0%
461		33	0.0%
462		50	0.0%
463		36	0.0%
464		40	0.0%
465		127	0.1%
466		26	0.0%
467		179	0.1%
468		16	0.0%
469		32	0.0%
470		50	0.0%
471		168	0.1%

**File : 09 HP**

**# V\_C: VILLAGE CODE**

Value	Label	Cases	Percentage
472		21	0.0%
473		54	0.0%
474		36	0.0%
475		21	0.0%
476		158	0.1%
477		23	0.0%
478		236	0.1%
479		33	0.0%
480		14	0.0%
481		168	0.1%
482		6	0.0%
483		24	0.0%
484		16	0.0%
485		5	0.0%
486		8	0.0%
488		21	0.0%
489		6	0.0%
490		48	0.0%
491		8	0.0%
492		6	0.0%
493		21	0.0%
494		20	0.0%
495		72	0.0%
496		170	0.1%
497		433	0.2%
498		35	0.0%
499		6	0.0%
500		20	0.0%
501		11	0.0%
502		17	0.0%
503		12	0.0%
504		28	0.0%
505		18	0.0%
506		19	0.0%
507		45	0.0%
508		4	0.0%
509		20	0.0%
510		10	0.0%
511		19	0.0%
512		15	0.0%
513		13	0.0%
514		3	0.0%
515		3	0.0%

## File : 09 HP

### # V\_C: VILLAGE CODE

Value	Label	Cases	Percentage
516		4	0.0%
517		4	0.0%
518		6	0.0%
519		22	0.0%
520		36	0.0%
521		2	0.0%
522		1	0.0%
523		20	0.0%
526		2	0.0%
527		11	0.0%
528		5	0.0%
529		22	0.0%
530		5	0.0%
531		27	0.0%
532		6	0.0%
533		9	0.0%
534		10	0.0%
536		3	0.0%
537		4	0.0%
538		4	0.0%
539		2	0.0%
701		10	0.0%

Warning: these figures indicate the number of cases found in the data file. They cannot be interpreted as summary statistics of the population of interest.

### # WARD: WARD CODE

Value	Label	Cases	Percentage
000		212762	94.4%
001		1381	0.6%
002		1933	0.9%
003		1432	0.6%
004		1196	0.5%
005		1527	0.7%
006		933	0.4%
007		499	0.2%
008		910	0.4%
009		615	0.3%
010		419	0.2%
011		300	0.1%
012		442	0.2%
013		408	0.2%
014		212	0.1%
015		149	0.1%

## File : 09 HP

### # WARD: WARD CODE

Value	Label	Cases	Percentage
016		37	0.0%
018		56	0.0%
019		39	0.0%
020		157	0.1%
021		51	0.0%
080		8	0.0%
161		3	0.0%
300		1	0.0%
700		8	0.0%

Warning: these figures indicate the number of cases found in the data file. They cannot be interpreted as summary statistics of the population of interest.

### # IV\_UNIT: IV UNIT

<b>Information</b>	[Type= discrete] [Format=character] [Missing=*]
--------------------	---

<b>Statistics [NW/ W]</b>	[Valid=225478 /-] [Invalid=0 /-]
---------------------------	----------------------------------

Value	Label	Cases	Percentage
000		181309	80.4%
001		34959	15.5%
002		4026	1.8%
003		822	0.4%
004		1178	0.5%
005		1857	0.8%
006		250	0.1%
007		45	0.0%
008		54	0.0%
009		112	0.0%
010		194	0.1%
011		175	0.1%
012		87	0.0%
013		16	0.0%
014		92	0.0%
015		8	0.0%
016		10	0.0%
017		10	0.0%
018		146	0.1%
300		128	0.1%

Warning: these figures indicate the number of cases found in the data file. They cannot be interpreted as summary statistics of the population of interest.

### # UFS\_BLOCK: UFS BLOCK

<b>Information</b>	[Type= discrete] [Format=character] [Missing=*]
--------------------	---

<b>Statistics [NW/ W]</b>	[Valid=225478 /-] [Invalid=0 /-]
---------------------------	----------------------------------

Value	Label	Cases	Percentage
00		181429	80.5%
01		5051	2.2%
02		5057	2.2%

# File : 09 HP

## # UFS\_BLOCK: UFS BLOCK

Value	Label	Cases	Percentage
03		4644	2.1%
04		3955	1.8%
05		3333	1.5%
06		2756	1.2%
07		2184	1.0%
08		1506	0.7%
09		1655	0.7%
10		1496	0.7%
11		1562	0.7%
12		1227	0.5%
13		883	0.4%
14		1159	0.5%
15		830	0.4%
16		1271	0.6%
17		947	0.4%
18		858	0.4%
19		862	0.4%
20		417	0.2%
21		610	0.3%
22		305	0.1%
23		363	0.2%
24		564	0.3%
25		313	0.1%
26		87	0.0%
27		50	0.0%
28		69	0.0%
29		27	0.0%
74		8	0.0%

Warning: these figures indicate the number of cases found in the data file. They cannot be interpreted as summary statistics of the population of interest.

## # P\_NO: PAGE NO

<b>Information</b>	[Type= discrete] [Format=character] [Missing=*]
<b>Statistics [NW/ W]</b>	[Valid=225478 /-] [Invalid=0 /-]

Value	Label	Cases	Percentage
000		9	0.0%
001		82370	36.5%
002		38100	16.9%
003		22234	9.9%
004		15938	7.1%
005		11369	5.0%
006		8785	3.9%
007		6851	3.0%
008		5890	2.6%
009		4719	2.1%



**File : 09 HP**

# P\_NO: PAGE NO

Value	Label	Cases	Percentage
010		4091	1.8%
011		3386	1.5%
012		2816	1.2%
013		2424	1.1%
014		2159	1.0%
015		1711	0.8%
016		1507	0.7%
017		1338	0.6%
018		1243	0.6%
019		1095	0.5%
020		949	0.4%
021		811	0.4%
022		691	0.3%
023		578	0.3%
024		473	0.2%
025		428	0.2%
026		363	0.2%
027		340	0.2%
028		294	0.1%
029		261	0.1%
030		228	0.1%
031		206	0.1%
032		164	0.1%
033		161	0.1%
034		159	0.1%
035		119	0.1%
036		110	0.0%
037		118	0.1%
038		111	0.0%
039		91	0.0%
040		66	0.0%
041		71	0.0%
042		63	0.0%
043		55	0.0%
044		55	0.0%
045		56	0.0%
046		52	0.0%
047		40	0.0%
048		32	0.0%
049		24	0.0%
050		14	0.0%
051		16	0.0%
052		16	0.0%

## File : 09 HP

### # P\_NO: PAGE NO

Value	Label	Cases	Percentage
053		16	0.0%
054		16	0.0%
055		16	0.0%
056		16	0.0%
057		16	0.0%
058		15	0.0%
059		16	0.0%
060		16	0.0%
061		16	0.0%
062		16	0.0%
063		15	0.0%
064		16	0.0%
065		11	0.0%
066		8	0.0%
067		8	0.0%
068		3	0.0%
198		8	0.0%

Warning: these figures indicate the number of cases found in the data file. They cannot be interpreted as summary statistics of the population of interest.

### # LINE\_NO: LINE NUMBER

<b>Information</b>	[Type= discrete] [Format=character] [Missing=*]
<b>Statistics [NW/ W]</b>	[Valid=225478 /-] [Invalid=0 /-]
<b># PREM_S: PREMISES STATUS</b>	
<b>Information</b>	[Type= discrete] [Format=character] [Missing=*]
<b>Statistics [NW/ W]</b>	[Valid=225478 /-] [Invalid=0 /-]

Value	Label	Cases	Percentage
1	Without premises	17020	7.5%
2	With Premises	208458	92.5%

Warning: these figures indicate the number of cases found in the data file. They cannot be interpreted as summary statistics of the population of interest.

### # SRL\_NO: RUNNING SERIAL NUMBER

<b>Information</b>	[Type= discrete] [Format=character] [Missing=*]
<b>Statistics [NW/ W]</b>	[Valid=225478 /-] [Invalid=0 /-]

Value	Label	Cases	Percentage
00000		153	0.1%
00001		14524	6.4%
00002		12691	5.6%
00003		11304	5.0%
00004		10105	4.5%
00005		9049	4.0%
00006		8195	3.6%
00007		7473	3.3%
00008		6756	3.0%

**File : 09 HP**

**# SRL\_NO: RUNNING SERIAL NUMBER**

Value	Label	Cases	Percentage
00009		5809	2.6%
00010		5394	2.4%
00011		5050	2.2%
00012		4734	2.1%
00013		4442	2.0%
00014		4148	1.8%
00015		3903	1.7%
00016		3665	1.6%
00017		3246	1.4%
00018		3097	1.4%
00019		2961	1.3%
00020		2847	1.3%
00021		2708	1.2%
00022		2577	1.1%
00023		2457	1.1%
00024		2349	1.0%
00025		2225	1.0%
00026		2169	1.0%
00027		2081	0.9%
00028		2000	0.9%
00029		1913	0.8%
00030		1827	0.8%
00031		1767	0.8%
00032		1689	0.7%
00033		1554	0.7%
00034		1515	0.7%
00035		1460	0.6%
00036		1428	0.6%
00037		1384	0.6%
00038		1358	0.6%
00039		1303	0.6%
00040		1255	0.6%
00041		1212	0.5%
00042		1165	0.5%
00043		1129	0.5%
00044		1105	0.5%
00045		1089	0.5%
00046		1055	0.5%
00047		1030	0.5%
00048		1009	0.4%
00049		957	0.4%
00050		929	0.4%
00051		894	0.4%

**File : 09 HP**

**# SRL\_NO: RUNNING SERIAL NUMBER**

Value	Label	Cases	Percentage
00052		882	0.4%
00053		851	0.4%
00054		840	0.4%
00055		809	0.4%
00056		792	0.4%
00057		771	0.3%
00058		769	0.3%
00059		750	0.3%
00060		732	0.3%
00061		723	0.3%
00062		708	0.3%
00063		692	0.3%
00064		675	0.3%
00065		659	0.3%
00066		636	0.3%
00067		623	0.3%
00068		617	0.3%
00069		610	0.3%
00070		600	0.3%
00071		575	0.3%
00072		574	0.3%
00073		549	0.2%
00074		552	0.2%
00075		538	0.2%
00076		530	0.2%
00077		515	0.2%
00078		514	0.2%
00079		506	0.2%
00080		484	0.2%
00081		477	0.2%
00082		465	0.2%
00083		449	0.2%
00084		436	0.2%
00085		421	0.2%
00086		409	0.2%
00087		410	0.2%
00088		398	0.2%
00089		393	0.2%
00090		386	0.2%
00091		377	0.2%
00092		360	0.2%
00093		360	0.2%
00094		354	0.2%

**File : 09 HP****# SRL\_NO: RUNNING SERIAL NUMBER**

<b>Value</b>	<b>Label</b>	<b>Cases</b>	<b>Percentage</b>
00095		354	0.2%
00096		349	0.2%
00097		343	0.2%
00098		332	0.1%
00099		320	0.1%
00100		317	0.1%
00101		312	0.1%
00102		305	0.1%
00103		294	0.1%
00104		300	0.1%
00105		295	0.1%
00106		292	0.1%
00107		284	0.1%
00108		279	0.1%
00109		274	0.1%
00110		271	0.1%
00111		255	0.1%
00112		258	0.1%
00113		255	0.1%
00114		250	0.1%
00115		248	0.1%
00116		247	0.1%
00117		244	0.1%
00118		242	0.1%
00119		234	0.1%
00120		228	0.1%
00121		228	0.1%
00122		222	0.1%
00123		217	0.1%
00124		216	0.1%
00125		209	0.1%
00126		211	0.1%
00127		203	0.1%
00128		201	0.1%
00129		203	0.1%
00130		196	0.1%
00131		191	0.1%
00132		188	0.1%
00133		184	0.1%
00134		186	0.1%
00135		186	0.1%
00136		182	0.1%
00137		180	0.1%

**File : 09 HP****# SRL\_NO: RUNNING SERIAL NUMBER**

<b>Value</b>	<b>Label</b>	<b>Cases</b>	<b>Percentage</b>
00138		181	0.1%
00139		180	0.1%
00140		176	0.1%
00141		170	0.1%
00142		173	0.1%
00143		168	0.1%
00144		168	0.1%
00145		166	0.1%
00146		162	0.1%
00147		155	0.1%
00148		154	0.1%
00149		148	0.1%
00150		146	0.1%
00151		146	0.1%
00152		142	0.1%
00153		133	0.1%
00154		133	0.1%
00155		135	0.1%
00156		128	0.1%
00157		131	0.1%
00158		127	0.1%
00159		125	0.1%
00160		118	0.1%
00161		121	0.1%
00162		113	0.1%
00163		111	0.0%
00164		111	0.0%
00165		109	0.0%
00166		107	0.0%
00167		106	0.0%
00168		106	0.0%
00169		102	0.0%
00170		100	0.0%
00171		101	0.0%
00172		99	0.0%
00173		99	0.0%
00174		96	0.0%
00175		97	0.0%
00176		93	0.0%
00177		93	0.0%
00178		91	0.0%
00179		86	0.0%
00180		85	0.0%

**File : 09 HP****# SRL\_NO: RUNNING SERIAL NUMBER**

<b>Value</b>	<b>Label</b>	<b>Cases</b>	<b>Percentage</b>
00181		85	0.0%
00182		84	0.0%
00183		82	0.0%
00184		80	0.0%
00185		80	0.0%
00186		79	0.0%
00187		77	0.0%
00188		76	0.0%
00189		74	0.0%
00190		73	0.0%
00191		74	0.0%
00192		71	0.0%
00193		69	0.0%
00194		68	0.0%
00195		63	0.0%
00196		65	0.0%
00197		65	0.0%
00198		64	0.0%
00199		64	0.0%
00200		63	0.0%
00201		61	0.0%
00202		60	0.0%
00203		61	0.0%
00204		60	0.0%
00205		57	0.0%
00206		58	0.0%
00207		57	0.0%
00208		59	0.0%
00209		59	0.0%
00210		59	0.0%
00211		54	0.0%
00212		54	0.0%
00213		57	0.0%
00214		54	0.0%
00215		54	0.0%
00216		54	0.0%
00217		51	0.0%
00218		51	0.0%
00219		51	0.0%
00220		52	0.0%
00221		52	0.0%
00222		52	0.0%
00223		53	0.0%

**File : 09 HP****# SRL\_NO: RUNNING SERIAL NUMBER**

<b>Value</b>	<b>Label</b>	<b>Cases</b>	<b>Percentage</b>
00224		51	0.0%
00225		48	0.0%
00226		46	0.0%
00227		45	0.0%
00228		43	0.0%
00229		46	0.0%
00230		44	0.0%
00231		44	0.0%
00232		43	0.0%
00233		39	0.0%
00234		43	0.0%
00235		40	0.0%
00236		38	0.0%
00237		41	0.0%
00238		39	0.0%
00239		40	0.0%
00240		40	0.0%
00241		37	0.0%
00242		36	0.0%
00243		38	0.0%
00244		35	0.0%
00245		33	0.0%
00246		34	0.0%
00247		32	0.0%
00248		33	0.0%
00249		31	0.0%
00250		29	0.0%
00251		28	0.0%
00252		26	0.0%
00253		27	0.0%
00254		27	0.0%
00255		27	0.0%
00256		26	0.0%
00257		26	0.0%
00258		25	0.0%
00259		26	0.0%
00260		26	0.0%
00261		26	0.0%
00262		25	0.0%
00263		26	0.0%
00264		26	0.0%
00265		26	0.0%
00266		25	0.0%



**File : 09 HP****# SRL\_NO: RUNNING SERIAL NUMBER**

<b>Value</b>	<b>Label</b>	<b>Cases</b>	<b>Percentage</b>
00267		26	0.0%
00268		26	0.0%
00269		27	0.0%
00270		27	0.0%
00271		25	0.0%
00272		26	0.0%
00273		25	0.0%
00274		25	0.0%
00275		24	0.0%
00276		24	0.0%
00277		24	0.0%
00278		24	0.0%
00279		23	0.0%
00280		22	0.0%
00281		24	0.0%
00282		22	0.0%
00283		22	0.0%
00284		23	0.0%
00285		23	0.0%
00286		22	0.0%
00287		23	0.0%
00288		23	0.0%
00289		21	0.0%
00290		23	0.0%
00291		23	0.0%
00292		22	0.0%
00293		20	0.0%
00294		19	0.0%
00295		21	0.0%
00296		21	0.0%
00297		21	0.0%
00298		19	0.0%
00299		20	0.0%
00300		21	0.0%
00301		20	0.0%
00302		20	0.0%
00303		20	0.0%
00304		20	0.0%
00305		19	0.0%
00306		20	0.0%
00307		17	0.0%
00308		18	0.0%
00309		17	0.0%

**File : 09 HP****# SRL\_NO: RUNNING SERIAL NUMBER**

<b>Value</b>	<b>Label</b>	<b>Cases</b>	<b>Percentage</b>
00310		16	0.0%
00311		15	0.0%
00312		15	0.0%
00313		14	0.0%
00314		14	0.0%
00315		15	0.0%
00316		12	0.0%
00317		13	0.0%
00318		12	0.0%
00319		11	0.0%
00320		11	0.0%
00321		11	0.0%
00322		11	0.0%
00323		11	0.0%
00324		11	0.0%
00325		9	0.0%
00326		12	0.0%
00327		11	0.0%
00328		9	0.0%
00329		12	0.0%
00330		11	0.0%
00331		12	0.0%
00332		10	0.0%
00333		10	0.0%
00334		12	0.0%
00335		11	0.0%
00336		11	0.0%
00337		11	0.0%
00338		12	0.0%
00339		12	0.0%
00340		11	0.0%
00341		11	0.0%
00342		11	0.0%
00343		10	0.0%
00344		10	0.0%
00345		11	0.0%
00346		12	0.0%
00347		11	0.0%
00348		11	0.0%
00349		11	0.0%
00350		11	0.0%
00351		9	0.0%
00352		10	0.0%

**File : 09 HP****# SRL\_NO: RUNNING SERIAL NUMBER**

<b>Value</b>	<b>Label</b>	<b>Cases</b>	<b>Percentage</b>
00353		10	0.0%
00354		11	0.0%
00355		9	0.0%
00356		9	0.0%
00357		9	0.0%
00358		10	0.0%
00359		9	0.0%
00360		7	0.0%
00361		7	0.0%
00362		8	0.0%
00363		6	0.0%
00364		7	0.0%
00365		7	0.0%
00366		7	0.0%
00367		8	0.0%
00368		7	0.0%
00369		7	0.0%
00370		7	0.0%
00371		8	0.0%
00372		7	0.0%
00373		7	0.0%
00374		5	0.0%
00375		4	0.0%
00376		5	0.0%
00377		4	0.0%
00378		5	0.0%
00379		5	0.0%
00380		5	0.0%
00381		5	0.0%
00382		5	0.0%
00383		5	0.0%
00384		5	0.0%
00385		5	0.0%
00386		4	0.0%
00387		5	0.0%
00388		4	0.0%
00389		4	0.0%
00390		4	0.0%
00391		4	0.0%
00392		4	0.0%
00393		4	0.0%
00394		5	0.0%
00395		3	0.0%

**File : 09 HP****# SRL\_NO: RUNNING SERIAL NUMBER**

<b>Value</b>	<b>Label</b>	<b>Cases</b>	<b>Percentage</b>
00396		4	0.0%
00397		4	0.0%
00398		5	0.0%
00399		3	0.0%
00400		4	0.0%
00401		4	0.0%
00402		4	0.0%
00403		4	0.0%
00404		4	0.0%
00405		4	0.0%
00406		4	0.0%
00407		4	0.0%
00408		4	0.0%
00409		3	0.0%
00410		5	0.0%
00411		4	0.0%
00412		4	0.0%
00413		4	0.0%
00414		4	0.0%
00415		4	0.0%
00416		4	0.0%
00417		4	0.0%
00418		4	0.0%
00419		4	0.0%
00420		4	0.0%
00421		4	0.0%
00422		4	0.0%
00423		4	0.0%
00424		4	0.0%
00425		4	0.0%
00426		4	0.0%
00427		4	0.0%
00428		4	0.0%
00429		5	0.0%
00430		3	0.0%
00431		3	0.0%
00432		3	0.0%
00433		2	0.0%
00434		3	0.0%
00435		3	0.0%
00436		3	0.0%
00437		3	0.0%
00438		2	0.0%

**File : 09 HP****# SRL\_NO: RUNNING SERIAL NUMBER**

<b>Value</b>	<b>Label</b>	<b>Cases</b>	<b>Percentage</b>
00439		2	0.0%
00440		2	0.0%
00441		2	0.0%
00442		2	0.0%
00443		2	0.0%
00444		2	0.0%
00445		2	0.0%
00446		2	0.0%
00447		2	0.0%
00448		2	0.0%
00449		2	0.0%
00450		2	0.0%
00451		2	0.0%
00452		2	0.0%
00453		2	0.0%
00454		2	0.0%
00455		2	0.0%
00456		2	0.0%
00457		2	0.0%
00458		2	0.0%
00459		2	0.0%
00460		2	0.0%
00461		2	0.0%
00462		2	0.0%
00463		1	0.0%
00464		2	0.0%
00465		2	0.0%
00466		2	0.0%
00467		2	0.0%
00468		2	0.0%
00469		2	0.0%
00470		2	0.0%
00471		2	0.0%
00472		2	0.0%
00473		2	0.0%
00474		2	0.0%
00475		2	0.0%
00476		2	0.0%
00477		2	0.0%
00478		2	0.0%
00479		2	0.0%
00480		2	0.0%
00481		2	0.0%

**File : 09 HP****# SRL\_NO: RUNNING SERIAL NUMBER**

<b>Value</b>	<b>Label</b>	<b>Cases</b>	<b>Percentage</b>
00482		2	0.0%
00483		2	0.0%
00484		2	0.0%
00485		2	0.0%
00486		2	0.0%
00487		2	0.0%
00488		2	0.0%
00489		2	0.0%
00490		2	0.0%
00491		2	0.0%
00492		2	0.0%
00493		2	0.0%
00494		2	0.0%
00495		2	0.0%
00496		2	0.0%
00497		2	0.0%
00498		2	0.0%
00499		2	0.0%
00500		2	0.0%
00501		2	0.0%
00502		2	0.0%
00503		1	0.0%
00504		2	0.0%
00505		3	0.0%
00506		2	0.0%
00507		2	0.0%
00508		2	0.0%
00509		2	0.0%
00510		2	0.0%
00511		2	0.0%
00512		2	0.0%
00513		2	0.0%
00514		2	0.0%
00515		2	0.0%
00516		1	0.0%
00517		1	0.0%
00518		1	0.0%
00519		1	0.0%
00520		1	0.0%
00521		1	0.0%
00522		1	0.0%
00523		1	0.0%
00524		1	0.0%

# File : 09 HP

## # SRL\_NO: RUNNING SERIAL NUMBER

Value	Label	Cases	Percentage
00525		2	0.0%
00526		1	0.0%
00527		1	0.0%
00528		1	0.0%
00529		1	0.0%
00530		1	0.0%
00531		1	0.0%
00532		1	0.0%
00533		1	0.0%
00534		1	0.0%
00535		1	0.0%
00536		1	0.0%
00537		1	0.0%
00538		1	0.0%
00811		1	0.0%
00888		1	0.0%
00933		1	0.0%
00960		1	0.0%
01085		1	0.0%
01155		1	0.0%
01217		1	0.0%
01810		1	0.0%
01911		1	0.0%
02012		1	0.0%
02113		1	0.0%
02205		1	0.0%
02214		1	0.0%
06262		1	0.0%
11000		1	0.0%
12011		1	0.0%
17000		1	0.0%

Warning: these figures indicate the number of cases found in the data file. They cannot be interpreted as summary statistics of the population of interest.

## # NIC: NIC

<b>Information</b>	[Type= discrete] [Format=character] [Missing=*]
<b>Statistics [NW/ W]</b>	[Valid=225478 /-] [Invalid=0 /-]
<i>Frequency table not shown (1299 Modalities)</i>	

## # AGRI\_NON\_AGRI: AGRILAND NON-AGRI.

<b>Information</b>	[Type= discrete] [Format=character] [Missing=*]
<b>Statistics [NW/ W]</b>	[Valid=225478 /-] [Invalid=0 /-]

Value	Label	Cases	Percentage
1	Agriculture	11148	4.9%
2	Non-Agriculture	214330	95.1%

**File : 09 HP****# AGRI\_NON\_AGRI: AGRILAND NON-AGRI.***Warning: these figures indicate the number of cases found in the data file. They cannot be interpreted as summary statistics of the population of interest.***# NOP: NATURE OF OPERATION****Information** [Type= discrete] [Format=character] [Missing=\*]**Statistics [NW/ W]** [Valid=225478 /-] [Invalid=0 /-]

Value	Label	Cases	Percentage
1	Perennial	215148	95.4%
2	Non-Perennial	10330	4.6%

*Warning: these figures indicate the number of cases found in the data file. They cannot be interpreted as summary statistics of the population of interest.***# OWN\_SHIP: OWNERSHIP CODE****Information** [Type= discrete] [Format=character] [Missing=\*]**Statistics [NW/ W]** [Valid=225478 /-] [Invalid=0 /-]

Value	Label	Cases	Percentage
1	Private Non-Profit Institutions	5842	2.6%
2	Private Others	179079	79.4%
3	Co-operatives	3737	1.7%
4	Governments	36820	16.3%

*Warning: these figures indicate the number of cases found in the data file. They cannot be interpreted as summary statistics of the population of interest.***# SG: SOCIAL GROUP CODE****Information** [Type= discrete] [Format=character] [Missing=\*]**Statistics [NW/ W]** [Valid=225478 /-] [Invalid=0 /-]

Value	Label	Cases	Percentage
1	ST Female	639	0.3%
2	ST Male	6383	2.8%
3	SC Female	1305	0.6%
4	SC Male	26980	12.0%
5	OBC Female	929	0.4%
6	OBC Male	18615	8.3%
7	Others Female	3484	1.5%
8	Others Male	120744	53.6%
9	Other than private enterprises	46399	20.6%

*Warning: these figures indicate the number of cases found in the data file. They cannot be interpreted as summary statistics of the population of interest.***# P\_F\_USED: POWER/FUEL USED****Information** [Type= discrete] [Format=character] [Missing=\*]**Statistics [NW/ W]** [Valid=225478 /-] [Invalid=0 /-]

Value	Label	Cases	Percentage
0	Without power	157220	69.7%
1	Electricity	34339	15.2%
2	Coal/soft coke	3591	1.6%
3	Patrol/Diesel	5786	2.6%
4	LPG/Natural Gas	2890	1.3%
5	Fire wood	2882	1.3%
6	Kerosene	10950	4.9%



## File : 09 HP

### # P\_F\_USED: POWER/FUEL USED

Value	Label	Cases	Percentage
7	Animal power	445	0.2%
8	"Non-conventional energy (bio-gas, solar & wind energy)	327	0.1%
9	Others	7048	3.1%

Warning: these figures indicate the number of cases found in the data file. They cannot be interpreted as summary statistics of the population of interest.

### # Y\_OPRA: YEAR OF OPERATION

<b>Information</b>	[Type= discrete] [Format=character] [Missing=*]
<b>Statistics [NW/ W]</b>	[Valid=225478 /-] [Invalid=0 /-]

Value	Label	Cases	Percentage
0	Less than 1 year	7420	3.3%
1	Completed 1 year	10569	4.7%
2	Completed 2 years	15594	6.9%
3	Completed 3 years	13180	5.8%
4	Completed 4 years	13819	6.1%
5	Completed 5 years	16360	7.3%
6	Completed 6 years	10860	4.8%
7	Completed 7 years	6918	3.1%
8	Completed 8 years	8504	3.8%
9	Completed 9 years or more	122254	54.2%

Warning: these figures indicate the number of cases found in the data file. They cannot be interpreted as summary statistics of the population of interest.

### # REGISN: REGISTRATION CODE

<b>Information</b>	[Type= discrete] [Format=character] [Missing=*]
<b>Statistics [NW/ W]</b>	[Valid=225478 /-] [Invalid=0 /-]

Value	Label	Cases	Percentage
00		218590	96.9%
11		1149	0.5%
12		361	0.2%
13		1	0.0%
14		4	0.0%
15		2	0.0%
16		4	0.0%
22		5140	2.3%
23		2	0.0%
24		1	0.0%
25		3	0.0%
27		3	0.0%
28		3	0.0%
29		1	0.0%
33		63	0.0%
34		1	0.0%
36		1	0.0%
39		1	0.0%
44		75	0.0%

## File : 09 HP

### # REGISN: REGISTRATION CODE

Value	Label	Cases	Percentage
45		1	0.0%
46		1	0.0%
55		19	0.0%
66		26	0.0%
77		12	0.0%
79		1	0.0%
88		2	0.0%
99		11	0.0%

Warning: these figures indicate the number of cases found in the data file. They cannot be interpreted as summary statistics of the population of interest.

### # SOF: SOURCE OF FINANCE

<b>Information</b>	[Type= discrete] [Format=character] [Missing=*]
<b>Statistics [NW/ W]</b>	[Valid=225478 /-] [Invalid=0 /-]

Value	Label	Cases	Percentage
1	Assistance under IRDP	1422	0.6%
2	Assistance under other poverty alleviation programs(TRYSEM/DWCARA/toll kits)	1093	0.5%
3	Borrowing from institutions	11263	5.0%
4	Borrowing from non-institutions	2112	0.9%
5	Self financing	160376	71.1%
6	Others	49212	21.8%

Warning: these figures indicate the number of cases found in the data file. They cannot be interpreted as summary statistics of the population of interest.

### # T\_ADULT\_M: TOTAL ADULT MALE

<b>Information</b>	[Type= discrete] [Format=character] [Missing=*]
<b>Statistics [NW/ W]</b>	[Valid=225478 /-] [Invalid=0 /-]

Value	Label	Cases	Percentage
00000		9275	4.1%
00001		153180	67.9%
00002		34316	15.2%
00003		11265	5.0%
00004		5180	2.3%
00005		2668	1.2%
00006		1890	0.8%
00007		1145	0.5%
00008		1040	0.5%
00009		613	0.3%
00010		713	0.3%
00011		364	0.2%
00012		431	0.2%
00013		219	0.1%
00014		237	0.1%
00015		307	0.1%
00016		181	0.1%

**File : 09 HP**

**# T\_ADULT\_M: TOTAL ADULT MALE**

Value	Label	Cases	Percentage
00017		135	0.1%
00018		168	0.1%
00019		110	0.0%
00020		188	0.1%
00021		98	0.0%
00022		96	0.0%
00023		74	0.0%
00024		84	0.0%
00025		118	0.1%
00026		61	0.0%
00027		63	0.0%
00028		57	0.0%
00029		49	0.0%
00030		86	0.0%
00031		33	0.0%
00032		29	0.0%
00033		38	0.0%
00034		31	0.0%
00035		46	0.0%
00036		23	0.0%
00037		23	0.0%
00038		27	0.0%
00039		24	0.0%
00040		43	0.0%
00041		12	0.0%
00042		18	0.0%
00043		18	0.0%
00044		18	0.0%
00045		23	0.0%
00046		14	0.0%
00047		13	0.0%
00048		17	0.0%
00049		8	0.0%
00050		31	0.0%
00051		9	0.0%
00052		10	0.0%
00053		13	0.0%
00054		7	0.0%
00055		14	0.0%
00056		8	0.0%
00057		4	0.0%
00059		13	0.0%
00060		23	0.0%

**File : 09 HP**

**# T\_ADULT\_M: TOTAL ADULT MALE**

Value	Label	Cases	Percentage
00061		8	0.0%
00062		6	0.0%
00063		7	0.0%
00064		1	0.0%
00065		7	0.0%
00066		8	0.0%
00067		6	0.0%
00068		9	0.0%
00069		8	0.0%
00070		12	0.0%
00071		3	0.0%
00072		7	0.0%
00073		4	0.0%
00074		4	0.0%
00075		9	0.0%
00076		4	0.0%
00077		4	0.0%
00078		2	0.0%
00079		5	0.0%
00080		23	0.0%
00081		8	0.0%
00082		2	0.0%
00083		3	0.0%
00084		6	0.0%
00085		6	0.0%
00086		2	0.0%
00087		2	0.0%
00088		3	0.0%
00089		1	0.0%
00090		9	0.0%
00091		7	0.0%
00092		2	0.0%
00093		2	0.0%
00094		2	0.0%
00095		1	0.0%
00096		2	0.0%
00097		4	0.0%
00098		4	0.0%
00099		2	0.0%
00100		11	0.0%
00101		4	0.0%
00102		4	0.0%
00104		3	0.0%

**File : 09 HP**

**# T\_ADULT\_M: TOTAL ADULT MALE**

Value	Label	Cases	Percentage
00105		5	0.0%
00106		4	0.0%
00107		2	0.0%
00108		1	0.0%
00109		1	0.0%
00110		8	0.0%
00111		3	0.0%
00112		1	0.0%
00113		1	0.0%
00114		2	0.0%
00115		4	0.0%
00116		3	0.0%
00117		1	0.0%
00118		1	0.0%
00119		2	0.0%
00120		3	0.0%
00121		7	0.0%
00123		2	0.0%
00124		1	0.0%
00125		11	0.0%
00126		3	0.0%
00127		2	0.0%
00128		2	0.0%
00129		2	0.0%
00130		4	0.0%
00131		1	0.0%
00132		4	0.0%
00133		1	0.0%
00134		2	0.0%
00135		4	0.0%
00136		2	0.0%
00138		1	0.0%
00139		1	0.0%
00140		2	0.0%
00141		1	0.0%
00142		4	0.0%
00144		1	0.0%
00145		2	0.0%
00146		3	0.0%
00148		1	0.0%
00150		11	0.0%
00151		1	0.0%
00152		1	0.0%

**File : 09 HP**

**# T\_ADULT\_M: TOTAL ADULT MALE**

Value	Label	Cases	Percentage
00155		4	0.0%
00156		1	0.0%
00158		3	0.0%
00160		1	0.0%
00161		2	0.0%
00162		1	0.0%
00165		1	0.0%
00167		2	0.0%
00168		2	0.0%
00172		1	0.0%
00173		1	0.0%
00175		2	0.0%
00177		1	0.0%
00179		1	0.0%
00180		3	0.0%
00183		2	0.0%
00185		2	0.0%
00186		3	0.0%
00188		1	0.0%
00189		3	0.0%
00191		2	0.0%
00192		1	0.0%
00194		1	0.0%
00199		1	0.0%
00200		6	0.0%
00210		3	0.0%
00213		1	0.0%
00214		1	0.0%
00215		1	0.0%
00216		1	0.0%
00218		1	0.0%
00223		2	0.0%
00225		1	0.0%
00226		1	0.0%
00231		1	0.0%
00232		1	0.0%
00236		1	0.0%
00237		1	0.0%
00239		1	0.0%
00243		1	0.0%
00245		1	0.0%
00247		1	0.0%
00250		3	0.0%

**File : 09 HP**

**# T\_ADULT\_M: TOTAL ADULT MALE**

Value	Label	Cases	Percentage
00251		2	0.0%
00252		1	0.0%
00264		1	0.0%
00271		1	0.0%
00273		1	0.0%
00284		1	0.0%
00287		1	0.0%
00288		1	0.0%
00300		2	0.0%
00302		1	0.0%
00306		1	0.0%
00310		2	0.0%
00316		1	0.0%
00325		1	0.0%
00327		1	0.0%
00335		1	0.0%
00346		1	0.0%
00349		2	0.0%
00350		1	0.0%
00352		2	0.0%
00356		1	0.0%
00358		1	0.0%
00360		1	0.0%
00390		1	0.0%
00400		1	0.0%
00418		1	0.0%
00419		2	0.0%
00435		1	0.0%
00447		1	0.0%
00450		1	0.0%
00460		1	0.0%
00475		1	0.0%
00494		1	0.0%
00498		1	0.0%
00500		1	0.0%
00545		1	0.0%
00587		1	0.0%
00611		1	0.0%
00647		1	0.0%
00650		1	0.0%
00719		1	0.0%
00723		1	0.0%
00740		1	0.0%

**File : 09 HP**

**# T\_ADULT\_M: TOTAL ADULT MALE**

Value	Label	Cases	Percentage
01086		1	0.0%
01150		1	0.0%
01155		1	0.0%
01252		1	0.0%
01400		1	0.0%
01406		2	0.0%
01516		1	0.0%
01544		1	0.0%
01672		1	0.0%
02212		1	0.0%

*Warning: these figures indicate the number of cases found in the data file. They cannot be interpreted as summary statistics of the population of interest.*

**# T\_ADULT\_F: TOTAL ADULT FEMALE**

**Information** [Type= discrete] [Format=character] [Missing=\*]

**Statistics [NW/ W]** [Valid=225478 /-] [Invalid=0 /-]

Value	Label	Cases	Percentage
00000		188840	83.8%
00001		23310	10.3%
00002		6929	3.1%
00003		2228	1.0%
00004		1271	0.6%
00005		748	0.3%
00006		510	0.2%
00007		298	0.1%
00008		230	0.1%
00009		136	0.1%
00010		183	0.1%
00011		72	0.0%
00012		96	0.0%
00013		51	0.0%
00014		56	0.0%
00015		65	0.0%
00016		35	0.0%
00017		27	0.0%
00018		26	0.0%
00019		16	0.0%
00020		57	0.0%
00021		12	0.0%
00022		11	0.0%
00023		11	0.0%
00024		18	0.0%
00025		22	0.0%
00026		9	0.0%
00027		6	0.0%



**File : 09 HP**

**# T\_ADULT\_F: TOTAL ADULT FEMALE**

Value	Label	Cases	Percentage
00028		6	0.0%
00029		8	0.0%
00030		20	0.0%
00031		8	0.0%
00032		8	0.0%
00033		10	0.0%
00034		6	0.0%
00035		13	0.0%
00036		5	0.0%
00037		6	0.0%
00038		5	0.0%
00039		4	0.0%
00040		11	0.0%
00041		3	0.0%
00042		3	0.0%
00043		1	0.0%
00045		4	0.0%
00046		4	0.0%
00047		1	0.0%
00048		1	0.0%
00050		9	0.0%
00051		1	0.0%
00052		2	0.0%
00055		3	0.0%
00056		1	0.0%
00057		1	0.0%
00058		1	0.0%
00059		1	0.0%
00060		5	0.0%
00065		4	0.0%
00068		1	0.0%
00070		4	0.0%
00071		1	0.0%
00075		5	0.0%
00079		1	0.0%
00080		1	0.0%
00081		1	0.0%
00094		1	0.0%
00097		1	0.0%
00100		6	0.0%
00101		1	0.0%
00102		1	0.0%
00104		1	0.0%

## File : 09 HP

### # T\_ADULT\_F: TOTAL ADULT FEMALE

Value	Label	Cases	Percentage
00105		1	0.0%
00111		1	0.0%
00116		1	0.0%
00119		1	0.0%
00122		1	0.0%
00125		2	0.0%
00129		1	0.0%
00132		1	0.0%
00133		1	0.0%
00150		1	0.0%
00151		1	0.0%
00160		1	0.0%
00166		1	0.0%
00180		1	0.0%
00185		1	0.0%
00200		1	0.0%
00205		1	0.0%
00210		1	0.0%
00217		1	0.0%
00220		1	0.0%
00310		1	0.0%
00320		1	0.0%
00343		1	0.0%
00418		1	0.0%

*Warning: these figures indicate the number of cases found in the data file. They cannot be interpreted as summary statistics of the population of interest.*

### # T\_CHILD\_M: TOTAL CHIELD MALE

<b>Information</b>	[Type= discrete] [Format=character] [Missing=*]
<b>Statistics [NW/ W]</b>	[Valid=225478 /-] [Invalid=0 /-]

Value	Label	Cases	Percentage
00000		224799	99.7%
00001		542	0.2%
00002		112	0.0%
00003		16	0.0%
00004		5	0.0%
00008		1	0.0%
00010		1	0.0%
00015		1	0.0%
00020		1	0.0%

*Warning: these figures indicate the number of cases found in the data file. They cannot be interpreted as summary statistics of the population of interest.*

### # T\_CHILD\_F: TOTAL CHIELD FEMALE

<b>Information</b>	[Type= discrete] [Format=character] [Missing=*]
<b>Statistics [NW/ W]</b>	[Valid=225478 /-] [Invalid=0 /-]

## File : 09 HP

### # T\_CHILD\_F: TOTAL CHIELD FEMALE

Value	Label	Cases	Percentage
00000		225297	99.9%
00001		140	0.1%
00002		37	0.0%
00003		2	0.0%
00006		1	0.0%
00008		1	0.0%

*Warning: these figures indicate the number of cases found in the data file. They cannot be interpreted as summary statistics of the population of interest.*

### # TOT: TOTAL OF TOTAL

**Information** [Type= discrete] [Format=character] [Missing=\*]

**Statistics [NW/ W]** [Valid=225478 /-] [Invalid=0 /-]

Value	Label	Cases	Percentage
00001		145225	64.4%
00002		43887	19.5%
00003		13618	6.0%
00004		6562	2.9%
00005		3472	1.5%
00006		2519	1.1%
00007		1747	0.8%
00008		1201	0.5%
00009		827	0.4%
00010		862	0.4%
00011		529	0.2%
00012		589	0.3%
00013		355	0.2%
00014		360	0.2%
00015		374	0.2%
00016		233	0.1%
00017		203	0.1%
00018		172	0.1%
00019		153	0.1%
00020		215	0.1%
00021		115	0.1%
00022		124	0.1%
00023		77	0.0%
00024		103	0.0%
00025		121	0.1%
00026		93	0.0%
00027		72	0.0%
00028		78	0.0%
00029		47	0.0%
00030		97	0.0%
00031		50	0.0%

**File : 09 HP****# TOT: TOTAL OF TOTAL**

<b>Value</b>	<b>Label</b>	<b>Cases</b>	<b>Percentage</b>
00032		52	0.0%
00033		42	0.0%
00034		38	0.0%
00035		82	0.0%
00036		40	0.0%
00037		28	0.0%
00038		36	0.0%
00039		32	0.0%
00040		75	0.0%
00041		23	0.0%
00042		24	0.0%
00043		33	0.0%
00044		21	0.0%
00045		34	0.0%
00046		17	0.0%
00047		18	0.0%
00048		15	0.0%
00049		17	0.0%
00050		46	0.0%
00051		15	0.0%
00052		21	0.0%
00053		8	0.0%
00054		13	0.0%
00055		22	0.0%
00056		8	0.0%
00057		4	0.0%
00058		2	0.0%
00059		6	0.0%
00060		34	0.0%
00061		12	0.0%
00062		8	0.0%
00063		9	0.0%
00064		15	0.0%
00065		20	0.0%
00066		4	0.0%
00067		3	0.0%
00068		7	0.0%
00069		7	0.0%
00070		22	0.0%
00071		2	0.0%
00072		9	0.0%
00073		4	0.0%
00074		5	0.0%

**File : 09 HP****# TOT: TOTAL OF TOTAL**

<b>Value</b>	<b>Label</b>	<b>Cases</b>	<b>Percentage</b>
00075		15	0.0%
00076		3	0.0%
00077		8	0.0%
00078		4	0.0%
00079		2	0.0%
00080		23	0.0%
00081		9	0.0%
00082		5	0.0%
00083		7	0.0%
00084		4	0.0%
00085		5	0.0%
00086		5	0.0%
00087		3	0.0%
00088		6	0.0%
00089		1	0.0%
00090		13	0.0%
00091		5	0.0%
00092		5	0.0%
00093		4	0.0%
00094		1	0.0%
00095		5	0.0%
00096		5	0.0%
00097		3	0.0%
00099		1	0.0%
00100		14	0.0%
00101		4	0.0%
00102		3	0.0%
00103		3	0.0%
00104		2	0.0%
00105		4	0.0%
00106		2	0.0%
00108		2	0.0%
00109		1	0.0%
00110		3	0.0%
00111		2	0.0%
00113		3	0.0%
00114		4	0.0%
00115		4	0.0%
00116		1	0.0%
00118		3	0.0%
00119		3	0.0%
00120		4	0.0%
00121		10	0.0%

**File : 09 HP****# TOT: TOTAL OF TOTAL**

<b>Value</b>	<b>Label</b>	<b>Cases</b>	<b>Percentage</b>
00122		2	0.0%
00124		2	0.0%
00125		8	0.0%
00126		5	0.0%
00127		3	0.0%
00128		3	0.0%
00130		2	0.0%
00131		2	0.0%
00132		6	0.0%
00133		3	0.0%
00134		3	0.0%
00135		4	0.0%
00136		2	0.0%
00137		1	0.0%
00139		2	0.0%
00140		5	0.0%
00142		2	0.0%
00144		1	0.0%
00146		3	0.0%
00147		1	0.0%
00148		2	0.0%
00150		16	0.0%
00151		2	0.0%
00154		1	0.0%
00155		6	0.0%
00156		1	0.0%
00157		1	0.0%
00158		3	0.0%
00160		2	0.0%
00161		3	0.0%
00163		2	0.0%
00166		1	0.0%
00167		1	0.0%
00170		2	0.0%
00174		2	0.0%
00175		4	0.0%
00176		1	0.0%
00177		1	0.0%
00179		1	0.0%
00180		2	0.0%
00181		2	0.0%
00182		2	0.0%
00184		1	0.0%

**File : 09 HP****# TOT: TOTAL OF TOTAL**

<b>Value</b>	<b>Label</b>	<b>Cases</b>	<b>Percentage</b>
00186		1	0.0%
00187		3	0.0%
00188		2	0.0%
00189		1	0.0%
00190		2	0.0%
00191		1	0.0%
00192		1	0.0%
00195		1	0.0%
00197		2	0.0%
00200		8	0.0%
00201		3	0.0%
00203		1	0.0%
00209		1	0.0%
00211		1	0.0%
00212		1	0.0%
00214		2	0.0%
00215		2	0.0%
00218		1	0.0%
00220		2	0.0%
00221		1	0.0%
00222		1	0.0%
00223		3	0.0%
00225		3	0.0%
00226		1	0.0%
00229		1	0.0%
00230		1	0.0%
00232		1	0.0%
00234		1	0.0%
00238		1	0.0%
00239		1	0.0%
00245		1	0.0%
00250		2	0.0%
00251		2	0.0%
00255		1	0.0%
00259		1	0.0%
00260		1	0.0%
00261		1	0.0%
00262		1	0.0%
00267		1	0.0%
00271		1	0.0%
00273		1	0.0%
00276		1	0.0%
00283		1	0.0%

**File : 09 HP****# TOT: TOTAL OF TOTAL**

<b>Value</b>	<b>Label</b>	<b>Cases</b>	<b>Percentage</b>
00287		1	0.0%
00290		1	0.0%
00291		1	0.0%
00297		1	0.0%
00299		1	0.0%
00300		1	0.0%
00305		2	0.0%
00313		1	0.0%
00317		2	0.0%
00325		2	0.0%
00331		1	0.0%
00341		2	0.0%
00348		1	0.0%
00349		1	0.0%
00350		1	0.0%
00354		1	0.0%
00360		1	0.0%
00361		1	0.0%
00366		1	0.0%
00367		2	0.0%
00380		1	0.0%
00385		1	0.0%
00386		1	0.0%
00403		1	0.0%
00417		1	0.0%
00420		1	0.0%
00422		1	0.0%
00424		1	0.0%
00425		1	0.0%
00426		1	0.0%
00450		1	0.0%
00464		1	0.0%
00471		1	0.0%
00475		1	0.0%
00487		1	0.0%
00516		1	0.0%
00522		1	0.0%
00530		1	0.0%
00540		1	0.0%
00550		1	0.0%
00556		1	0.0%
00567		1	0.0%
00600		1	0.0%



# File : 09 HP

## # TOT: TOTAL OF TOTAL

Value	Label	Cases	Percentage
00624		1	0.0%
00636		1	0.0%
00650		1	0.0%
00800		1	0.0%
00850		1	0.0%
01029		1	0.0%
01066		1	0.0%
01150		1	0.0%
01167		1	0.0%
01292		1	0.0%
01303		1	0.0%
01421		2	0.0%
01610		1	0.0%
01625		1	0.0%
01676		1	0.0%
02090		1	0.0%
02236		1	0.0%

Warning: these figures indicate the number of cases found in the data file. They cannot be interpreted as summary statistics of the population of interest.

## # H\_ADULT\_M: HIRED ADULT MALE

**Information** [Type= discrete] [Format=character] [Missing=\*

**Statistics [NW/ W]** [Valid=225478 /-] [Invalid=0 /-]

Value	Label	Cases	Percentage
00000		158591	70.3%
00001		29696	13.2%
00002		16439	7.3%
00003		6312	2.8%
00004		3557	1.6%
00005		2133	0.9%
00006		1564	0.7%
00007		978	0.4%
00008		937	0.4%
00009		571	0.3%
00010		646	0.3%
00011		343	0.2%
00012		399	0.2%
00013		199	0.1%
00014		243	0.1%
00015		288	0.1%
00016		183	0.1%
00017		134	0.1%
00018		169	0.1%
00019		96	0.0%
00020		195	0.1%

**File : 09 HP****# H\_ADULT\_M: HIRED ADULT MALE**

<b>Value</b>	<b>Label</b>	<b>Cases</b>	<b>Percentage</b>
00021		84	0.0%
00022		92	0.0%
00023		69	0.0%
00024		88	0.0%
00025		116	0.1%
00026		58	0.0%
00027		62	0.0%
00028		54	0.0%
00029		55	0.0%
00030		79	0.0%
00031		30	0.0%
00032		29	0.0%
00033		38	0.0%
00034		33	0.0%
00035		42	0.0%
00036		21	0.0%
00037		23	0.0%
00038		26	0.0%
00039		24	0.0%
00040		43	0.0%
00041		13	0.0%
00042		16	0.0%
00043		20	0.0%
00044		19	0.0%
00045		23	0.0%
00046		10	0.0%
00047		13	0.0%
00048		17	0.0%
00049		6	0.0%
00050		31	0.0%
00051		9	0.0%
00052		8	0.0%
00053		14	0.0%
00054		8	0.0%
00055		12	0.0%
00056		8	0.0%
00057		4	0.0%
00058		2	0.0%
00059		15	0.0%
00060		22	0.0%
00061		4	0.0%
00062		6	0.0%
00063		8	0.0%

**File : 09 HP**

**# H\_ADULT\_M: HIRED ADULT MALE**

Value	Label	Cases	Percentage
00064		1	0.0%
00065		7	0.0%
00066		8	0.0%
00067		5	0.0%
00068		11	0.0%
00069		8	0.0%
00070		11	0.0%
00071		4	0.0%
00072		6	0.0%
00073		4	0.0%
00074		6	0.0%
00075		7	0.0%
00076		3	0.0%
00077		4	0.0%
00078		2	0.0%
00079		11	0.0%
00080		20	0.0%
00081		6	0.0%
00082		2	0.0%
00083		4	0.0%
00084		5	0.0%
00085		3	0.0%
00086		2	0.0%
00087		3	0.0%
00088		3	0.0%
00089		4	0.0%
00090		8	0.0%
00091		4	0.0%
00092		3	0.0%
00093		1	0.0%
00094		2	0.0%
00095		2	0.0%
00096		1	0.0%
00097		4	0.0%
00098		4	0.0%
00099		2	0.0%
00100		11	0.0%
00101		4	0.0%
00102		3	0.0%
00103		1	0.0%
00104		2	0.0%
00105		5	0.0%
00106		5	0.0%

**File : 09 HP**

**# H\_ADULT\_M: HIRED ADULT MALE**

Value	Label	Cases	Percentage
00107		1	0.0%
00108		2	0.0%
00109		2	0.0%
00110		8	0.0%
00111		1	0.0%
00112		1	0.0%
00113		1	0.0%
00114		3	0.0%
00115		3	0.0%
00116		3	0.0%
00117		1	0.0%
00118		1	0.0%
00119		4	0.0%
00120		4	0.0%
00121		4	0.0%
00123		3	0.0%
00124		2	0.0%
00125		9	0.0%
00126		3	0.0%
00127		2	0.0%
00128		2	0.0%
00129		2	0.0%
00130		4	0.0%
00131		1	0.0%
00132		3	0.0%
00133		1	0.0%
00134		2	0.0%
00135		5	0.0%
00136		1	0.0%
00138		2	0.0%
00139		1	0.0%
00140		2	0.0%
00141		1	0.0%
00142		3	0.0%
00144		1	0.0%
00145		2	0.0%
00146		4	0.0%
00148		2	0.0%
00149		1	0.0%
00150		10	0.0%
00151		1	0.0%
00155		3	0.0%
00156		1	0.0%

**File : 09 HP**

**# H\_ADULT\_M: HIRED ADULT MALE**

Value	Label	Cases	Percentage
00158		3	0.0%
00160		2	0.0%
00161		2	0.0%
00165		1	0.0%
00167		3	0.0%
00168		1	0.0%
00172		1	0.0%
00173		1	0.0%
00175		2	0.0%
00177		1	0.0%
00179		2	0.0%
00180		3	0.0%
00183		2	0.0%
00185		2	0.0%
00186		2	0.0%
00188		1	0.0%
00189		3	0.0%
00191		2	0.0%
00192		1	0.0%
00194		1	0.0%
00199		1	0.0%
00200		6	0.0%
00210		3	0.0%
00213		1	0.0%
00214		1	0.0%
00215		1	0.0%
00216		1	0.0%
00218		1	0.0%
00222		1	0.0%
00223		1	0.0%
00225		1	0.0%
00226		1	0.0%
00230		1	0.0%
00232		1	0.0%
00236		1	0.0%
00237		1	0.0%
00239		1	0.0%
00243		1	0.0%
00245		1	0.0%
00247		1	0.0%
00250		4	0.0%
00251		1	0.0%
00252		1	0.0%

**File : 09 HP****# H\_ADULT\_M: HIRED ADULT MALE**

<b>Value</b>	<b>Label</b>	<b>Cases</b>	<b>Percentage</b>
00264		1	0.0%
00271		1	0.0%
00273		1	0.0%
00284		1	0.0%
00287		1	0.0%
00288		1	0.0%
00300		2	0.0%
00302		1	0.0%
00306		1	0.0%
00310		2	0.0%
00316		1	0.0%
00325		1	0.0%
00327		1	0.0%
00335		1	0.0%
00346		1	0.0%
00349		2	0.0%
00350		2	0.0%
00352		1	0.0%
00356		1	0.0%
00358		1	0.0%
00360		1	0.0%
00390		1	0.0%
00400		1	0.0%
00418		1	0.0%
00419		2	0.0%
00435		1	0.0%
00447		1	0.0%
00450		1	0.0%
00460		1	0.0%
00472		1	0.0%
00494		1	0.0%
00498		1	0.0%
00500		1	0.0%
00526		1	0.0%
00545		1	0.0%
00586		1	0.0%
00611		1	0.0%
00650		1	0.0%
00719		1	0.0%
00723		1	0.0%
00740		1	0.0%
01086		1	0.0%
01150		1	0.0%

## File : 09 HP

### # H\_ADULT\_M: HIRED ADULT MALE

Value	Label	Cases	Percentage
01155		1	0.0%
01252		1	0.0%
01400		1	0.0%
01406		2	0.0%
01516		1	0.0%
01544		1	0.0%
01672		1	0.0%
02210		1	0.0%

Warning: these figures indicate the number of cases found in the data file. They cannot be interpreted as summary statistics of the population of interest.

### # H\_ADULT\_F: HIRED ADULT FEMALE

<b>Information</b>	[Type= discrete] [Format=character] [Missing=*]
<b>Statistics [NW/ W]</b>	[Valid=225478 /-] [Invalid=0 /-]

Value	Label	Cases	Percentage
00000		204544	90.7%
00001		8845	3.9%
00002		6059	2.7%
00003		2050	0.9%
00004		1196	0.5%
00005		715	0.3%
00006		493	0.2%
00007		282	0.1%
00008		218	0.1%
00009		127	0.1%
00010		171	0.1%
00011		74	0.0%
00012		90	0.0%
00013		50	0.0%
00014		54	0.0%
00015		66	0.0%
00016		35	0.0%
00017		25	0.0%
00018		25	0.0%
00019		17	0.0%
00020		52	0.0%
00021		11	0.0%
00022		10	0.0%
00023		11	0.0%
00024		19	0.0%
00025		21	0.0%
00026		9	0.0%
00027		6	0.0%
00028		6	0.0%
00029		8	0.0%

**File : 09 HP**

**# H\_ADULT\_F: HIRED ADULT FEMALE**

Value	Label	Cases	Percentage
00030		20	0.0%
00031		8	0.0%
00032		8	0.0%
00033		10	0.0%
00034		6	0.0%
00035		13	0.0%
00036		5	0.0%
00037		7	0.0%
00038		5	0.0%
00039		3	0.0%
00040		11	0.0%
00041		3	0.0%
00042		3	0.0%
00043		1	0.0%
00045		4	0.0%
00046		4	0.0%
00047		1	0.0%
00048		1	0.0%
00050		8	0.0%
00051		1	0.0%
00052		2	0.0%
00055		3	0.0%
00056		1	0.0%
00057		1	0.0%
00058		1	0.0%
00059		1	0.0%
00060		5	0.0%
00065		4	0.0%
00068		1	0.0%
00070		3	0.0%
00071		1	0.0%
00075		5	0.0%
00079		1	0.0%
00080		1	0.0%
00081		1	0.0%
00094		1	0.0%
00097		1	0.0%
00100		6	0.0%
00101		1	0.0%
00102		1	0.0%
00104		1	0.0%
00105		1	0.0%
00111		1	0.0%



**File : 09 HP**

**# H\_ADULT\_F: HIRED ADULT FEMALE**

Value	Label	Cases	Percentage
00116		1	0.0%
00119		1	0.0%
00122		1	0.0%
00125		2	0.0%
00129		1	0.0%
00132		1	0.0%
00133		1	0.0%
00150		1	0.0%
00151		1	0.0%
00160		1	0.0%
00166		1	0.0%
00180		1	0.0%
00185		1	0.0%
00200		1	0.0%
00205		1	0.0%
00210		1	0.0%
00217		1	0.0%
00220		1	0.0%
00310		1	0.0%
00320		1	0.0%
00343		1	0.0%
00418		1	0.0%

*Warning: these figures indicate the number of cases found in the data file. They cannot be interpreted as summary statistics of the population of interest.*

**# H\_CHILD\_M: HIRED CHIELD MALE**

<b>Information</b>	[Type= discrete] [Format=character] [Missing=*]
<b>Statistics [NW/ W]</b>	[Valid=225478 /-] [Invalid=0 /-]

Value	Label	Cases	Percentage
00000		225307	99.9%
00001		120	0.1%
00002		41	0.0%
00003		6	0.0%
00004		2	0.0%
00008		1	0.0%
00015		1	0.0%

*Warning: these figures indicate the number of cases found in the data file. They cannot be interpreted as summary statistics of the population of interest.*

**# H\_CHILD\_F: HIRED CHIELD FEMALE**

<b>Information</b>	[Type= discrete] [Format=character] [Missing=*]
<b>Statistics [NW/ W]</b>	[Valid=225478 /-] [Invalid=0 /-]

Value	Label	Cases	Percentage
00000		225467	100.0%
00001		5	0.0%
00002		4	0.0%

# File : 09 HP

## # H\_CHILD\_F: HIRED CHIELD FEMALE

Value	Label	Cases	Percentage
00006		1	0.0%
00008		1	0.0%

Warning: these figures indicate the number of cases found in the data file. They cannot be interpreted as summary statistics of the population of interest.

## # T\_HIRED: TOTAL OF HIRED

<b>Information</b>	[Type= discrete] [Format=character] [Missing=*]
<b>Statistics [NW/ W]</b>	[Valid=225478 /-] [Invalid=0 /-]

Value	Label	Cases	Percentage
00000		153651	68.1%
00001		27098	12.0%
00002		18319	8.1%
00003		7551	3.3%
00004		4566	2.0%
00005		2762	1.2%
00006		2068	0.9%
00007		1518	0.7%
00008		1072	0.5%
00009		747	0.3%
00010		769	0.3%
00011		498	0.2%
00012		550	0.2%
00013		333	0.1%
00014		347	0.2%
00015		351	0.2%
00016		228	0.1%
00017		203	0.1%
00018		173	0.1%
00019		139	0.1%
00020		215	0.1%
00021		102	0.0%
00022		117	0.1%
00023		73	0.0%
00024		104	0.0%
00025		119	0.1%
00026		86	0.0%
00027		75	0.0%
00028		72	0.0%
00029		54	0.0%
00030		94	0.0%
00031		50	0.0%
00032		48	0.0%
00033		39	0.0%
00034		43	0.0%
00035		78	0.0%

**File : 09 HP**

**# T\_HIRED: TOTAL OF HIRED**

Value	Label	Cases	Percentage
00036		36	0.0%
00037		27	0.0%
00038		39	0.0%
00039		39	0.0%
00040		65	0.0%
00041		24	0.0%
00042		24	0.0%
00043		31	0.0%
00044		25	0.0%
00045		29	0.0%
00046		16	0.0%
00047		20	0.0%
00048		13	0.0%
00049		20	0.0%
00050		45	0.0%
00051		13	0.0%
00052		17	0.0%
00053		9	0.0%
00054		13	0.0%
00055		24	0.0%
00056		5	0.0%
00057		4	0.0%
00058		4	0.0%
00059		7	0.0%
00060		37	0.0%
00061		8	0.0%
00062		7	0.0%
00063		9	0.0%
00064		13	0.0%
00065		21	0.0%
00066		5	0.0%
00067		3	0.0%
00068		9	0.0%
00069		6	0.0%
00070		18	0.0%
00071		2	0.0%
00072		10	0.0%
00073		3	0.0%
00074		6	0.0%
00075		16	0.0%
00076		3	0.0%
00077		8	0.0%
00078		4	0.0%

**File : 09 HP**

**# T\_HIRED: TOTAL OF HIRED**

Value	Label	Cases	Percentage
00079		4	0.0%
00080		22	0.0%
00081		8	0.0%
00082		6	0.0%
00083		6	0.0%
00084		2	0.0%
00085		4	0.0%
00086		5	0.0%
00087		3	0.0%
00088		7	0.0%
00089		4	0.0%
00090		12	0.0%
00091		5	0.0%
00092		3	0.0%
00093		4	0.0%
00094		3	0.0%
00095		3	0.0%
00096		4	0.0%
00097		3	0.0%
00099		1	0.0%
00100		15	0.0%
00101		4	0.0%
00102		2	0.0%
00103		4	0.0%
00104		1	0.0%
00105		4	0.0%
00106		2	0.0%
00108		2	0.0%
00109		1	0.0%
00110		3	0.0%
00111		2	0.0%
00113		5	0.0%
00114		2	0.0%
00115		4	0.0%
00116		1	0.0%
00117		1	0.0%
00118		2	0.0%
00119		3	0.0%
00120		10	0.0%
00121		5	0.0%
00122		1	0.0%
00123		1	0.0%
00124		2	0.0%

**File : 09 HP****# T\_HIRED: TOTAL OF HIRED**

<b>Value</b>	<b>Label</b>	<b>Cases</b>	<b>Percentage</b>
00125		7	0.0%
00126		6	0.0%
00127		3	0.0%
00128		2	0.0%
00130		2	0.0%
00131		4	0.0%
00132		4	0.0%
00133		3	0.0%
00134		2	0.0%
00135		5	0.0%
00136		2	0.0%
00139		4	0.0%
00140		4	0.0%
00142		1	0.0%
00144		1	0.0%
00145		1	0.0%
00146		2	0.0%
00147		2	0.0%
00148		3	0.0%
00149		3	0.0%
00150		11	0.0%
00151		1	0.0%
00152		1	0.0%
00154		2	0.0%
00155		4	0.0%
00156		1	0.0%
00157		1	0.0%
00158		2	0.0%
00160		3	0.0%
00161		2	0.0%
00162		1	0.0%
00163		1	0.0%
00166		1	0.0%
00167		1	0.0%
00168		1	0.0%
00169		1	0.0%
00173		1	0.0%
00174		1	0.0%
00175		4	0.0%
00176		2	0.0%
00179		3	0.0%
00180		1	0.0%
00181		2	0.0%

**File : 09 HP**

**# T\_HIRED: TOTAL OF HIRED**

Value	Label	Cases	Percentage
00182		2	0.0%
00184		1	0.0%
00187		4	0.0%
00188		1	0.0%
00189		1	0.0%
00190		2	0.0%
00191		1	0.0%
00192		1	0.0%
00195		1	0.0%
00197		2	0.0%
00200		9	0.0%
00201		2	0.0%
00203		1	0.0%
00209		1	0.0%
00211		1	0.0%
00212		1	0.0%
00214		2	0.0%
00215		2	0.0%
00218		1	0.0%
00220		2	0.0%
00221		1	0.0%
00222		2	0.0%
00223		2	0.0%
00225		3	0.0%
00226		1	0.0%
00229		1	0.0%
00230		1	0.0%
00232		1	0.0%
00234		1	0.0%
00238		1	0.0%
00239		1	0.0%
00245		1	0.0%
00250		4	0.0%
00255		1	0.0%
00259		1	0.0%
00260		2	0.0%
00262		1	0.0%
00267		1	0.0%
00271		1	0.0%
00273		1	0.0%
00276		1	0.0%
00283		1	0.0%
00287		1	0.0%

**File : 09 HP**

**# T\_HIRED: TOTAL OF HIRED**

Value	Label	Cases	Percentage
00290		1	0.0%
00291		1	0.0%
00297		1	0.0%
00299		1	0.0%
00300		1	0.0%
00305		2	0.0%
00313		1	0.0%
00317		2	0.0%
00325		2	0.0%
00331		1	0.0%
00341		2	0.0%
00348		1	0.0%
00349		1	0.0%
00350		1	0.0%
00352		1	0.0%
00360		1	0.0%
00361		1	0.0%
00366		1	0.0%
00367		2	0.0%
00380		1	0.0%
00385		1	0.0%
00386		1	0.0%
00403		1	0.0%
00417		1	0.0%
00420		1	0.0%
00422		1	0.0%
00424		1	0.0%
00425		1	0.0%
00426		1	0.0%
00450		1	0.0%
00464		1	0.0%
00471		1	0.0%
00472		1	0.0%
00487		1	0.0%
00516		1	0.0%
00522		1	0.0%
00529		1	0.0%
00530		1	0.0%
00540		1	0.0%
00550		1	0.0%
00556		1	0.0%
00567		1	0.0%
00600		1	0.0%

# File : 09 HP

## # T\_HIRED: TOTAL OF HIRED

Value	Label	Cases	Percentage
00623		1	0.0%
00636		1	0.0%
00800		1	0.0%
00850		1	0.0%
01029		1	0.0%
01066		1	0.0%
01150		1	0.0%
01167		1	0.0%
01292		1	0.0%
01303		1	0.0%
01421		2	0.0%
01610		1	0.0%
01625		1	0.0%
01676		1	0.0%
02090		1	0.0%
02234		1	0.0%

Warning: these figures indicate the number of cases found in the data file. They cannot be interpreted as summary statistics of the population of interest.

## # REMAKS: REMARKS

<b>Information</b>	[Type= discrete] [Format=character] [Missing=*]
<b>Statistics [NW/ W]</b>	[Valid=225478 /-] [Invalid=0 /-]

Value	Label	Cases	Percentage
000		147655	65.5%
001		13808	6.1%
002		12433	5.5%
003		5866	2.6%
004		6820	3.0%
005		3586	1.6%
006		4275	1.9%
007		2056	0.9%
008		2772	1.2%
009		1723	0.8%
01		1	0.0%
010		2570	1.1%
011		2563	1.1%
012		2035	0.9%
013		1362	0.6%
014		1695	0.8%
015		1916	0.8%
016		1227	0.5%
017		594	0.3%
018		449	0.2%
019		1570	0.7%
020		676	0.3%



# File : 09 HP

## # REMAKS: REMARKS

Value	Label	Cases	Percentage
021		1562	0.7%
022		616	0.3%
023		302	0.1%
024		706	0.3%
025		415	0.2%
026		214	0.1%
028		6	0.0%
029		339	0.2%
030		241	0.1%
031		730	0.3%
034		263	0.1%
039		934	0.4%
044		8	0.0%
045		419	0.2%
046		396	0.2%
048		373	0.2%
065		248	0.1%
087		3	0.0%
118		2	0.0%
121		7	0.0%
127		5	0.0%
128		5	0.0%
196		11	0.0%
289		8	0.0%
392		5	0.0%
792		8	0.0%

Warning: these figures indicate the number of cases found in the data file. They cannot be interpreted as summary statistics of the population of interest.

## # TYPE\_ENTERP: TYPE OF ENTERPRISE

<b>Information</b>	[Type= discrete] [Format=character] [Missing=*]
<b>Statistics [NW/ W]</b>	[Valid=225478 /-] [Invalid=0 /-]

Value	Label	Cases	Percentage
1		153651	68.1%
2		59408	26.3%
3		12419	5.5%

Warning: these figures indicate the number of cases found in the data file. They cannot be interpreted as summary statistics of the population of interest.

## # MAJOR\_ACT: MAJOR ACTIVITY CODE

<b>Information</b>	[Type= discrete] [Format=character] [Missing=*]
<b>Statistics [NW/ W]</b>	[Valid=225478 /-] [Invalid=0 /-]

Value	Label	Cases	Percentage
01		7010	3.1%
02		4138	1.8%
04		118	0.1%

## File : 09 HP

### # MAJOR\_ACT: MAJOR ACTIVITY CODE

Value	Label	Cases	Percentage
05		44785	19.9%
06		1368	0.6%
07		1472	0.7%
08		1287	0.6%
09		70899	31.4%
10		16614	7.4%
11		4917	2.2%
12		516	0.2%
13		3297	1.5%
14		3104	1.4%
15		65953	29.3%

Warning: these figures indicate the number of cases found in the data file. They cannot be interpreted as summary statistics of the population of interest.

### # SIZE\_EMP1: SIZE OF EMPLOYMENT CODE-

<b>Information</b>	[Type= discrete] [Format=character] [Missing=*]
<b>Statistics [NW/ W]</b>	[Valid=225478 /-] [Invalid=0 /-]

Value	Label	Cases	Percentage
1	Employee size 0 to 1	145225	64.4%
2	Employee size 2	43887	19.5%
3	Employee size 3	13618	6.0%
4	Employee size 4	6562	2.9%
5	Employee size 5	3472	1.5%
6	Employee size 6 to 9	6294	2.8%
7	Employee size >9	6420	2.8%

Warning: these figures indicate the number of cases found in the data file. They cannot be interpreted as summary statistics of the population of interest.

### # SIZE\_EMP2: SIZE OF EMPLOYMENT CODE-

<b>Information</b>	[Type= discrete] [Format=character] [Missing=*]
<b>Statistics [NW/ W]</b>	[Valid=225478 /-] [Invalid=0 /-]

Value	Label	Cases	Percentage
01	Employee size 0 to 1	145225	64.4%
02	Employee size 2	43887	19.5%
03	Employee size 3	13618	6.0%
04	Employee size 4	6562	2.9%
05	Employee size 5	3472	1.5%
07	Employee size 6 to 9	6294	2.8%
08	Employee size 10 to 14	2695	1.2%
09	Employee size 15 to 19	1135	0.5%
10	Employee size 20 to 24	634	0.3%
11	Employee size 25 to 49	1185	0.5%
12	Employee size 50 to 99	448	0.2%
13	Employee size 100 to 199	205	0.1%
14	Employee size 200 to 499	92	0.0%
15	Employee size >=500	26	0.0%

**File : 09 HP****# SIZE\_EMP2: SIZE OF EMPLOYMENT CODE-**

*Warning: these figures indicate the number of cases found in the data file. They cannot be interpreted as summary statistics of the population of interest.*

**# FITTER: FILLER**

**Information** [Type= discrete] [Format=character] [Missing=\*]

**Statistics [NW/ W]** [Valid=225478 /-] [Invalid=0 /-]

Value	Label	Cases	Percentage
0		225478	100.0%

*Warning: these figures indicate the number of cases found in the data file. They cannot be interpreted as summary statistics of the population of interest.*

**File : 10 J&K****# FILE\_ID: FILE-ID****Information** [Type= discrete] [Format=character] [Missing=\*]**Statistics [NW/ W]** [Valid=215600 /-] [Invalid=0 /-]

Value	Label	Cases	Percentage
EC98AD		215600	100.0%

*Warning: these figures indicate the number of cases found in the data file. They cannot be interpreted as summary statistics of the population of interest.***# ID\_NO: IDENTIFICATION NO (ID NO)****Information** [Type= discrete] [Format=character] [Missing=\*]**Statistics [NW/ W]** [Valid=215600 /-] [Invalid=0 /-]**# ST: STATE CODE****Information** [Type= discrete] [Format=character] [Missing=\*]**Statistics [NW/ W]** [Valid=215600 /-] [Invalid=0 /-]

Value	Label	Cases	Percentage
10	Jammu & Kashmir	215600	100.0%

*Warning: these figures indicate the number of cases found in the data file. They cannot be interpreted as summary statistics of the population of interest.***# DT: DISTRICT CODE****Information** [Type= discrete] [Format=character] [Missing=\*]**Statistics [NW/ W]** [Valid=215600 /-] [Invalid=0 /-]

Value	Label	Cases	Percentage
01	ANANTNAG	28226	13.1%
02	PULWAMA	12599	5.8%
03	SRI NAGAR	43773	20.3%
04	BUDGAM	10868	5.0%
05	BARAMULLA	21411	9.9%
06	KUPWARA	8218	3.8%
07	KARGIL	3403	1.6%
08	LEH (LADAKH)	3533	1.6%
09	DODA	9894	4.6%
10	UDHAMPUR	15212	7.1%
11	KATHUA	14179	6.6%
12	JAMMU	31632	14.7%
13	RAJOURI	5700	2.6%
14	POONCH	6952	3.2%

*Warning: these figures indicate the number of cases found in the data file. They cannot be interpreted as summary statistics of the population of interest.***# TEH: TEHSIL CODE****Information** [Type= discrete] [Format=character] [Missing=\*]**Statistics [NW/ W]** [Valid=215600 /-] [Invalid=0 /-]

Value	Label	Cases	Percentage
000		91620	42.5%
001		31352	14.5%
002		34523	16.0%
003		26226	12.2%

**File : 10 J&K****# TEH: TEHSIL CODE**

Value	Label	Cases	Percentage
004		19043	8.8%
005		4925	2.3%
006		3375	1.6%
007		161	0.1%
010		2746	1.3%
012		96	0.0%
033		22	0.0%
066		977	0.5%
077		311	0.1%
106		15	0.0%
126		208	0.1%

Warning: these figures indicate the number of cases found in the data file. They cannot be interpreted as summary statistics of the population of interest.

**# CD\_BLOCK: CD BLOCK**

<b>Information</b>	[Type= discrete] [Format=character] [Missing=*]
<b>Statistics [NW/ W]</b>	[Valid=215600 /-] [Invalid=0 /-]

Value	Label	Cases	Percentage
00		94140	43.7%
01		18443	8.6%
02		13738	6.4%
03		11977	5.6%
04		11301	5.2%
05		10150	4.7%
06		13193	6.1%
07		11503	5.3%
08		7267	3.4%
09		6431	3.0%
10		6977	3.2%
11		3878	1.8%
12		2910	1.3%
13		899	0.4%
14		954	0.4%
16		1839	0.9%

Warning: these figures indicate the number of cases found in the data file. They cannot be interpreted as summary statistics of the population of interest.

**# SECTOR: SECTOR CODE**

<b>Information</b>	[Type= discrete] [Format=character] [Missing=*]
<b>Statistics [NW/ W]</b>	[Valid=215600 /-] [Invalid=0 /-]

Value	Label	Cases	Percentage
1	Rural	110530	51.3%
2	Urban	105070	48.7%

Warning: these figures indicate the number of cases found in the data file. They cannot be interpreted as summary statistics of the population of interest.

**# V\_C: VILLAGE CODE**

<b>Information</b>	[Type= discrete] [Format=character] [Missing=*]
--------------------	---

# File : 10 J&K

## # V\_C: VILLAGE CODE

Statistics [NW/ W] [Valid=215600 /-] [Invalid=0 /-]

Value	Label	Cases	Percentage
001		1714	0.8%
002		1336	0.6%
003		1381	0.6%
004		1339	0.6%
005		928	0.4%
006		1232	0.6%
007		1254	0.6%
008		1277	0.6%
009		1358	0.6%
010		44936	20.8%
011		839	0.4%
012		707	0.3%
013		802	0.4%
014		1288	0.6%
015		1001	0.5%
016		1706	0.8%
017		1510	0.7%
018		2686	1.2%
019		1289	0.6%
020		5743	2.7%
021		1221	0.6%
022		1420	0.7%
023		1138	0.5%
024		1062	0.5%
025		1126	0.5%
026		1519	0.7%
027		1566	0.7%
028		807	0.4%
029		2693	1.2%
030		3181	1.5%
031		6052	2.8%
032		920	0.4%
033		811	0.4%
034		1984	0.9%
035		806	0.4%
036		912	0.4%
037		2097	1.0%
038		875	0.4%
039		1321	0.6%
040		5131	2.4%
041		674	0.3%
042		1517	0.7%

# File : 10 J&K

## # V\_C: VILLAGE CODE

Value	Label	Cases	Percentage
043		1029	0.5%
044		1681	0.8%
045		559	0.3%
046		3194	1.5%
047		1523	0.7%
048		631	0.3%
049		708	0.3%
050		4219	2.0%
051		673	0.3%
052		585	0.3%
053		713	0.3%
054		1641	0.8%
055		742	0.3%
056		900	0.4%
057		1259	0.6%
058		654	0.3%
059		598	0.3%
060		1488	0.7%
061		561	0.3%
062		815	0.4%
063		742	0.3%
064		1084	0.5%
065		604	0.3%
066		18709	8.7%
067		700	0.3%
068		472	0.2%
069		721	0.3%
070		1177	0.5%
071		704	0.3%
072		434	0.2%
073		626	0.3%
074		437	0.2%
075		616	0.3%
076		581	0.3%
077		833	0.4%
078		411	0.2%
079		468	0.2%
080		2201	1.0%
081		563	0.3%
082		955	0.4%
083		553	0.3%
084		566	0.3%
085		362	0.2%

# File : 10 J&K

## # V\_C: VILLAGE CODE

Value	Label	Cases	Percentage
086		700	0.3%
087		885	0.4%
088		464	0.2%
089		510	0.2%
090		610	0.3%
091		400	0.2%
092		459	0.2%
093		320	0.1%
094		639	0.3%
095		364	0.2%
096		462	0.2%
097		598	0.3%
098		344	0.2%
099		478	0.2%
100		505	0.2%
101		650	0.3%
102		299	0.1%
103		219	0.1%
104		437	0.2%
105		266	0.1%
106		1537	0.7%
107		341	0.2%
108		283	0.1%
109		499	0.2%
110		386	0.2%
111		361	0.2%
112		473	0.2%
113		356	0.2%
114		232	0.1%
115		334	0.2%
116		385	0.2%
117		778	0.4%
118		484	0.2%
119		304	0.1%
120		436	0.2%
121		292	0.1%
122		262	0.1%
123		319	0.1%
124		795	0.4%
125		301	0.1%
126		862	0.4%
127		313	0.1%
128		431	0.2%



# File : 10 J&K

## # V\_C: VILLAGE CODE

Value	Label	Cases	Percentage
129		290	0.1%
130		406	0.2%
131		405	0.2%
132		175	0.1%
133		327	0.2%
134		187	0.1%
135		113	0.1%
136		232	0.1%
137		257	0.1%
138		133	0.1%
139		107	0.0%
140		436	0.2%
141		190	0.1%
142		185	0.1%
143		262	0.1%
144		278	0.1%
145		228	0.1%
146		398	0.2%
147		301	0.1%
148		323	0.1%
149		217	0.1%
150		230	0.1%
151		115	0.1%
152		363	0.2%
153		208	0.1%
154		369	0.2%
155		214	0.1%
156		131	0.1%
157		188	0.1%
158		128	0.1%
159		201	0.1%
160		134	0.1%
161		281	0.1%
162		131	0.1%
163		387	0.2%
164		227	0.1%
165		134	0.1%
166		154	0.1%
167		184	0.1%
168		433	0.2%
169		218	0.1%
170		157	0.1%
171		416	0.2%

**File : 10 J&K**

**# V\_C: VILLAGE CODE**

Value	Label	Cases	Percentage
172		233	0.1%
173		423	0.2%
174		141	0.1%
175		320	0.1%
176		200	0.1%
177		262	0.1%
178		100	0.0%
179		146	0.1%
180		151	0.1%
181		122	0.1%
182		132	0.1%
183		157	0.1%
184		111	0.1%
185		70	0.0%
186		292	0.1%
187		159	0.1%
188		98	0.0%
189		105	0.0%
190		190	0.1%
191		65	0.0%
192		74	0.0%
193		127	0.1%
194		172	0.1%
195		67	0.0%
196		211	0.1%
197		163	0.1%
198		80	0.0%
199		57	0.0%
200		122	0.1%
201		46	0.0%
202		84	0.0%
203		63	0.0%
204		112	0.1%
205		120	0.1%
206		204	0.1%
207		80	0.0%
208		111	0.1%
209		128	0.1%
210		24	0.0%
211		116	0.1%
212		64	0.0%
213		197	0.1%
214		40	0.0%

**File : 10 J&K**

**# V\_C: VILLAGE CODE**

Value	Label	Cases	Percentage
215		83	0.0%
216		103	0.0%
217		57	0.0%
218		36	0.0%
219		36	0.0%
220		119	0.1%
221		111	0.1%
222		19	0.0%
223		81	0.0%
224		73	0.0%
225		76	0.0%
226		58	0.0%
227		79	0.0%
228		171	0.1%
229		49	0.0%
230		121	0.1%
231		49	0.0%
232		80	0.0%
233		53	0.0%
234		63	0.0%
235		55	0.0%
236		72	0.0%
237		136	0.1%
238		72	0.0%
239		192	0.1%
240		33	0.0%
241		50	0.0%
242		74	0.0%
243		55	0.0%
244		69	0.0%
245		19	0.0%
246		41	0.0%
247		47	0.0%
248		120	0.1%
249		25	0.0%
250		97	0.0%
251		180	0.1%
252		40	0.0%
253		72	0.0%
254		160	0.1%
255		117	0.1%
256		59	0.0%
257		121	0.1%

**File : 10 J&K**

**# V\_C: VILLAGE CODE**

Value	Label	Cases	Percentage
258		69	0.0%
259		38	0.0%
260		28	0.0%
261		236	0.1%
262		198	0.1%
263		125	0.1%
264		84	0.0%
265		66	0.0%
266		75	0.0%
267		57	0.0%
268		38	0.0%
269		86	0.0%
270		34	0.0%
271		96	0.0%
272		144	0.1%
273		96	0.0%
274		43	0.0%
275		351	0.2%
276		34	0.0%
277		22	0.0%
278		10	0.0%
279		151	0.1%
280		26	0.0%
281		120	0.1%
282		72	0.0%
283		44	0.0%
284		60	0.0%
285		37	0.0%
286		19	0.0%
287		51	0.0%
288		178	0.1%
289		20	0.0%
290		3	0.0%
291		10	0.0%
292		42	0.0%
293		11	0.0%
294		45	0.0%
295		48	0.0%
296		53	0.0%
297		44	0.0%
298		44	0.0%
299		1	0.0%
300		56	0.0%

## File : 10 J&K

### # V\_C: VILLAGE CODE

Value	Label	Cases	Percentage
301		22	0.0%
302		52	0.0%
303		23	0.0%
304		34	0.0%
305		7	0.0%
306		8	0.0%
307		7	0.0%
308		4	0.0%
309		16	0.0%
310		4	0.0%
311		46	0.0%
312		61	0.0%
313		9	0.0%
314		14	0.0%
315		15	0.0%
316		35	0.0%
317		6	0.0%
318		26	0.0%
320		4	0.0%
321		3	0.0%
322		1	0.0%
324		1	0.0%
325		7	0.0%
326		1	0.0%
328		1	0.0%
329		2	0.0%
330		6	0.0%
331		5	0.0%
332		3	0.0%
333		6	0.0%
334		3	0.0%
335		1	0.0%
336		4	0.0%
337		7	0.0%
338		2	0.0%
339		1	0.0%
340		1	0.0%
341		19	0.0%
342		29	0.0%

*Warning: these figures indicate the number of cases found in the data file. They cannot be interpreted as summary statistics of the population of interest.*

### # WARD: WARD CODE

<b>Information</b>	[Type= discrete] [Format=character] [Missing=*]
<b>Statistics [NW/ W]</b>	[Valid=215600 /-] [Invalid=0 /-]

# File : 10 J&K

## # WARD: WARD CODE

Value	Label	Cases	Percentage
000		193861	89.9%
001		2210	1.0%
002		337	0.2%
003		966	0.4%
004		1080	0.5%
005		1162	0.5%
006		4654	2.2%
007		1610	0.7%
008		1023	0.5%
009		1649	0.8%
010		681	0.3%
011		500	0.2%
012		584	0.3%
013		569	0.3%
014		13	0.0%
016		760	0.4%
017		84	0.0%
018		668	0.3%
019		578	0.3%
020		479	0.2%
022		171	0.1%
023		189	0.1%
034		30	0.0%
038		25	0.0%
039		39	0.0%
100		111	0.1%
110		139	0.1%
168		9	0.0%
200		20	0.0%
210		68	0.0%
216		76	0.0%
300		12	0.0%
400		395	0.2%
409		120	0.1%
500		189	0.1%
600		37	0.0%
700		265	0.1%
800		236	0.1%
900		1	0.0%

*Warning: these figures indicate the number of cases found in the data file. They cannot be interpreted as summary statistics of the population of interest.*

## # IV\_UNIT: IV UNIT

<b>Information</b>	[Type= discrete] [Format=character] [Missing=*]
<b>Statistics [NW/ W]</b>	[Valid=215600 /-] [Invalid=0 /-]

# File : 10 J&K

## # IV\_UNIT: IV UNIT

Value	Label	Cases	Percentage
000		110345	51.2%
001		44997	20.9%
002		9221	4.3%
003		1732	0.8%
004		2602	1.2%
005		2762	1.3%
006		1338	0.6%
007		2067	1.0%
008		3891	1.8%
009		1762	0.8%
010		1265	0.6%
011		1349	0.6%
012		1445	0.7%
013		2466	1.1%
014		1629	0.8%
015		1382	0.6%
016		2583	1.2%
017		1941	0.9%
018		4114	1.9%
019		3515	1.6%
020		3208	1.5%
021		722	0.3%
022		1229	0.6%
023		733	0.3%
024		1112	0.5%
025		922	0.4%
026		693	0.3%
027		879	0.4%
028		669	0.3%
029		1008	0.5%
030		294	0.1%
031		439	0.2%
032		1266	0.6%
210		20	0.0%

*Warning: these figures indicate the number of cases found in the data file. They cannot be interpreted as summary statistics of the population of interest.*

## # UFS\_BLOCK: UFS BLOCK

**Information** [Type= discrete] [Format=character] [Missing=\*]

**Statistics [NW/ W]** [Valid=215600 /-] [Invalid=0 /-]

Value	Label	Cases	Percentage
00		110295	51.2%
01		7287	3.4%
02		7202	3.3%

**File : 10 J&K**

**# UFS\_BLOCK: UFS BLOCK**

Value	Label	Cases	Percentage
03		7714	3.6%
04		6724	3.1%
05		6291	2.9%
06		5572	2.6%
07		6312	2.9%
08		5394	2.5%
09		5014	2.3%
10		4585	2.1%
11		4129	1.9%
12		4011	1.9%
13		3641	1.7%
14		3781	1.8%
15		2811	1.3%
16		2919	1.4%
17		3204	1.5%
18		2405	1.1%
19		2213	1.0%
20		2244	1.0%
21		1855	0.9%
22		1640	0.8%
23		1568	0.7%
24		1132	0.5%
25		698	0.3%
26		622	0.3%
27		521	0.2%
28		582	0.3%
29		427	0.2%
30		289	0.1%
31		218	0.1%
32		279	0.1%
33		256	0.1%
34		245	0.1%
35		148	0.1%
36		116	0.1%
37		155	0.1%
38		261	0.1%
39		229	0.1%
40		172	0.1%
41		112	0.1%
42		47	0.0%
43		54	0.0%
44		40	0.0%
45		58	0.0%



# File : 10 J&K

## # UFS\_BLOCK: UFS BLOCK

Value	Label	Cases	Percentage
46		10	0.0%
47		5	0.0%
48		4	0.0%
49		7	0.0%
50		7	0.0%
51		3	0.0%
52		10	0.0%
53		20	0.0%
54		4	0.0%
55		12	0.0%
71		9	0.0%
94		36	0.0%
95		1	0.0%

Warning: these figures indicate the number of cases found in the data file. They cannot be interpreted as summary statistics of the population of interest.

## # P\_NO: PAGE NO

<b>Information</b>	[Type= discrete] [Format=character] [Missing=*]
<b>Statistics [NW/ W]</b>	[Valid=215600 /-] [Invalid=0 /-]

Value	Label	Cases	Percentage
001		143153	66.4%
002		35379	16.4%
003		12740	5.9%
004		6998	3.2%
005		5294	2.5%
006		3005	1.4%
007		1991	0.9%
008		1782	0.8%
009		1079	0.5%
010		872	0.4%
011		764	0.4%
012		480	0.2%
013		390	0.2%
014		435	0.2%
015		233	0.1%
016		239	0.1%
017		199	0.1%
018		120	0.1%
019		88	0.0%
020		84	0.0%
021		48	0.0%
022		43	0.0%
023		50	0.0%
024		39	0.0%
025		6	0.0%

## File : 10 J&K

### # P\_NO: PAGE NO

Value	Label	Cases	Percentage
100		88	0.0%
102		1	0.0%

Warning: these figures indicate the number of cases found in the data file. They cannot be interpreted as summary statistics of the population of interest.

### # LINE\_NO: LINE NUMBER

<b>Information</b>	[Type= discrete] [Format=character] [Missing=*]
<b>Statistics [NW/ W]</b>	[Valid=215600 /-] [Invalid=0 /-]

### # PREM\_S: PREMISES STATUS

<b>Information</b>	[Type= discrete] [Format=character] [Missing=*]
<b>Statistics [NW/ W]</b>	[Valid=215600 /-] [Invalid=0 /-]

Value	Label	Cases	Percentage
1	Without premises	25505	11.8%
2	With Premises	190095	88.2%

Warning: these figures indicate the number of cases found in the data file. They cannot be interpreted as summary statistics of the population of interest.

### # SRL\_NO: RUNNING SERIAL NUMBER

<b>Information</b>	[Type= discrete] [Format=character] [Missing=*]
<b>Statistics [NW/ W]</b>	[Valid=215600 /-] [Invalid=0 /-]

Value	Label	Cases	Percentage
00001		7955	3.7%
00002		7562	3.5%
00003		7098	3.3%
00004		6642	3.1%
00005		6207	2.9%
00006		5818	2.7%
00007		5505	2.6%
00008		5171	2.4%
00009		4870	2.3%
00010		4605	2.1%
00011		4391	2.0%
00012		4209	2.0%
00013		4034	1.9%
00014		3873	1.8%
00015		3688	1.7%
00016		3527	1.6%
00017		3376	1.6%
00018		3247	1.5%
00019		3131	1.5%
00020		3008	1.4%
00021		2853	1.3%
00022		2760	1.3%
00023		2670	1.2%
00024		2580	1.2%

**File : 10 J&K**

**# SRL\_NO: RUNNING SERIAL NUMBER**

Value	Label	Cases	Percentage
00025		2493	1.2%
00026		2403	1.1%
00027		2328	1.1%
00028		2260	1.0%
00029		2182	1.0%
00030		2121	1.0%
00031		2059	1.0%
00032		1999	0.9%
00033		1936	0.9%
00034		1879	0.9%
00035		1818	0.8%
00036		1773	0.8%
00037		1729	0.8%
00038		1668	0.8%
00039		1618	0.8%
00040		1573	0.7%
00041		1532	0.7%
00042		1487	0.7%
00043		1445	0.7%
00044		1404	0.7%
00045		1367	0.6%
00046		1333	0.6%
00047		1305	0.6%
00048		1266	0.6%
00049		1229	0.6%
00050		1191	0.6%
00051		1166	0.5%
00052		1142	0.5%
00053		1100	0.5%
00054		1077	0.5%
00055		1046	0.5%
00056		1009	0.5%
00057		987	0.5%
00058		959	0.4%
00059		929	0.4%
00060		913	0.4%
00061		887	0.4%
00062		867	0.4%
00063		835	0.4%
00064		818	0.4%
00065		796	0.4%
00066		772	0.4%
00067		748	0.3%

**File : 10 J&K**

**# SRL\_NO: RUNNING SERIAL NUMBER**

Value	Label	Cases	Percentage
00068		722	0.3%
00069		697	0.3%
00070		668	0.3%
00071		651	0.3%
00072		633	0.3%
00073		618	0.3%
00074		613	0.3%
00075		603	0.3%
00076		591	0.3%
00077		581	0.3%
00078		572	0.3%
00079		561	0.3%
00080		549	0.3%
00081		538	0.2%
00082		532	0.2%
00083		525	0.2%
00084		516	0.2%
00085		509	0.2%
00086		500	0.2%
00087		493	0.2%
00088		487	0.2%
00089		480	0.2%
00090		471	0.2%
00091		467	0.2%
00092		462	0.2%
00093		456	0.2%
00094		447	0.2%
00095		440	0.2%
00096		435	0.2%
00097		430	0.2%
00098		427	0.2%
00099		419	0.2%
00100		414	0.2%
00101		407	0.2%
00102		398	0.2%
00103		389	0.2%
00104		383	0.2%
00105		381	0.2%
00106		376	0.2%
00107		370	0.2%
00108		365	0.2%
00109		359	0.2%
00110		349	0.2%

**File : 10 J&K**

**# SRL\_NO: RUNNING SERIAL NUMBER**

Value	Label	Cases	Percentage
00111		340	0.2%
00112		338	0.2%
00113		332	0.2%
00114		331	0.2%
00115		321	0.1%
00116		313	0.1%
00117		313	0.1%
00118		304	0.1%
00119		302	0.1%
00120		297	0.1%
00121		293	0.1%
00122		287	0.1%
00123		279	0.1%
00124		277	0.1%
00125		276	0.1%
00126		271	0.1%
00127		265	0.1%
00128		261	0.1%
00129		258	0.1%
00130		251	0.1%
00131		244	0.1%
00132		240	0.1%
00133		235	0.1%
00134		233	0.1%
00135		232	0.1%
00136		229	0.1%
00137		225	0.1%
00138		220	0.1%
00139		219	0.1%
00140		213	0.1%
00141		207	0.1%
00142		203	0.1%
00143		202	0.1%
00144		198	0.1%
00145		193	0.1%
00146		190	0.1%
00147		188	0.1%
00148		185	0.1%
00149		183	0.1%
00150		181	0.1%
00151		175	0.1%
00152		174	0.1%
00153		173	0.1%

**File : 10 J&K****# SRL\_NO: RUNNING SERIAL NUMBER**

<b>Value</b>	<b>Label</b>	<b>Cases</b>	<b>Percentage</b>
00154		171	0.1%
00155		169	0.1%
00156		163	0.1%
00157		157	0.1%
00158		155	0.1%
00159		152	0.1%
00160		152	0.1%
00161		149	0.1%
00162		149	0.1%
00163		147	0.1%
00164		143	0.1%
00165		142	0.1%
00166		140	0.1%
00167		138	0.1%
00168		131	0.1%
00169		130	0.1%
00170		130	0.1%
00171		125	0.1%
00172		123	0.1%
00173		122	0.1%
00174		122	0.1%
00175		121	0.1%
00176		121	0.1%
00177		119	0.1%
00178		119	0.1%
00179		118	0.1%
00180		118	0.1%
00181		118	0.1%
00182		116	0.1%
00183		115	0.1%
00184		115	0.1%
00185		114	0.1%
00186		113	0.1%
00187		110	0.1%
00188		109	0.1%
00189		108	0.1%
00190		107	0.0%
00191		105	0.0%
00192		103	0.0%
00193		102	0.0%
00194		101	0.0%
00195		99	0.0%
00196		99	0.0%

**File : 10 J&K****# SRL\_NO: RUNNING SERIAL NUMBER**

<b>Value</b>	<b>Label</b>	<b>Cases</b>	<b>Percentage</b>
00197		95	0.0%
00198		95	0.0%
00199		95	0.0%
00200		94	0.0%
00201		92	0.0%
00202		92	0.0%
00203		92	0.0%
00204		89	0.0%
00205		89	0.0%
00206		86	0.0%
00207		85	0.0%
00208		82	0.0%
00209		79	0.0%
00210		79	0.0%
00211		78	0.0%
00212		77	0.0%
00213		76	0.0%
00214		75	0.0%
00215		73	0.0%
00216		72	0.0%
00217		71	0.0%
00218		69	0.0%
00219		68	0.0%
00220		63	0.0%
00221		62	0.0%
00222		59	0.0%
00223		58	0.0%
00224		58	0.0%
00225		58	0.0%
00226		57	0.0%
00227		56	0.0%
00228		55	0.0%
00229		55	0.0%
00230		54	0.0%
00231		54	0.0%
00232		53	0.0%
00233		52	0.0%
00234		51	0.0%
00235		51	0.0%
00236		50	0.0%
00237		50	0.0%
00238		49	0.0%
00239		48	0.0%

**File : 10 J&K****# SRL\_NO: RUNNING SERIAL NUMBER**

<b>Value</b>	<b>Label</b>	<b>Cases</b>	<b>Percentage</b>
00240		48	0.0%
00241		46	0.0%
00242		46	0.0%
00243		46	0.0%
00244		46	0.0%
00245		45	0.0%
00246		45	0.0%
00247		43	0.0%
00248		43	0.0%
00249		42	0.0%
00250		42	0.0%
00251		42	0.0%
00252		42	0.0%
00253		42	0.0%
00254		42	0.0%
00255		42	0.0%
00256		42	0.0%
00257		41	0.0%
00258		40	0.0%
00259		40	0.0%
00260		40	0.0%
00261		39	0.0%
00262		36	0.0%
00263		36	0.0%
00264		36	0.0%
00265		35	0.0%
00266		35	0.0%
00267		35	0.0%
00268		35	0.0%
00269		35	0.0%
00270		33	0.0%
00271		33	0.0%
00272		33	0.0%
00273		32	0.0%
00274		32	0.0%
00275		32	0.0%
00276		32	0.0%
00277		32	0.0%
00278		32	0.0%
00279		31	0.0%
00280		31	0.0%
00281		30	0.0%
00282		30	0.0%



**File : 10 J&K****# SRL\_NO: RUNNING SERIAL NUMBER**

<b>Value</b>	<b>Label</b>	<b>Cases</b>	<b>Percentage</b>
00283		30	0.0%
00284		30	0.0%
00285		30	0.0%
00286		30	0.0%
00287		30	0.0%
00288		30	0.0%
00289		30	0.0%
00290		30	0.0%
00291		30	0.0%
00292		30	0.0%
00293		29	0.0%
00294		29	0.0%
00295		29	0.0%
00296		29	0.0%
00297		28	0.0%
00298		28	0.0%
00299		27	0.0%
00300		27	0.0%
00301		27	0.0%
00302		26	0.0%
00303		26	0.0%
00304		25	0.0%
00305		25	0.0%
00306		25	0.0%
00307		25	0.0%
00308		25	0.0%
00309		24	0.0%
00310		21	0.0%
00311		21	0.0%
00312		21	0.0%
00313		21	0.0%
00314		20	0.0%
00315		20	0.0%
00316		20	0.0%
00317		20	0.0%
00318		20	0.0%
00319		20	0.0%
00320		20	0.0%
00321		20	0.0%
00322		20	0.0%
00323		19	0.0%
00324		19	0.0%
00325		19	0.0%

**File : 10 J&K****# SRL\_NO: RUNNING SERIAL NUMBER**

<b>Value</b>	<b>Label</b>	<b>Cases</b>	<b>Percentage</b>
00326		18	0.0%
00327		18	0.0%
00328		18	0.0%
00329		18	0.0%
00330		18	0.0%
00331		17	0.0%
00332		16	0.0%
00333		16	0.0%
00334		16	0.0%
00335		16	0.0%
00336		16	0.0%
00337		15	0.0%
00338		15	0.0%
00339		15	0.0%
00340		15	0.0%
00341		15	0.0%
00342		14	0.0%
00343		14	0.0%
00344		14	0.0%
00345		14	0.0%
00346		14	0.0%
00347		14	0.0%
00348		14	0.0%
00349		14	0.0%
00350		14	0.0%
00351		14	0.0%
00352		14	0.0%
00353		14	0.0%
00354		13	0.0%
00355		13	0.0%
00356		13	0.0%
00357		13	0.0%
00358		13	0.0%
00359		13	0.0%
00360		13	0.0%
00361		13	0.0%
00362		13	0.0%
00363		13	0.0%
00364		13	0.0%
00365		13	0.0%
00366		13	0.0%
00367		13	0.0%
00368		13	0.0%

**File : 10 J&K****# SRL\_NO: RUNNING SERIAL NUMBER**

<b>Value</b>	<b>Label</b>	<b>Cases</b>	<b>Percentage</b>
00369		13	0.0%
00370		13	0.0%
00371		13	0.0%
00372		13	0.0%
00373		13	0.0%
00374		13	0.0%
00375		13	0.0%
00376		13	0.0%
00377		13	0.0%
00378		13	0.0%
00379		13	0.0%
00380		13	0.0%
00381		12	0.0%
00382		12	0.0%
00383		12	0.0%
00384		12	0.0%
00385		12	0.0%
00386		12	0.0%
00387		12	0.0%
00388		12	0.0%
00389		12	0.0%
00390		12	0.0%
00391		11	0.0%
00392		11	0.0%
00393		10	0.0%
00394		10	0.0%
00395		10	0.0%
00396		10	0.0%
00397		9	0.0%
00398		9	0.0%
00399		9	0.0%
00400		9	0.0%
00401		9	0.0%
00402		9	0.0%
00403		9	0.0%
00404		9	0.0%
00405		9	0.0%
00406		9	0.0%
00407		9	0.0%
00408		9	0.0%
00409		9	0.0%
00410		9	0.0%
00411		9	0.0%

**File : 10 J&K****# SRL\_NO: RUNNING SERIAL NUMBER**

<b>Value</b>	<b>Label</b>	<b>Cases</b>	<b>Percentage</b>
00412		9	0.0%
00413		9	0.0%
00414		9	0.0%
00415		9	0.0%
00416		8	0.0%
00417		8	0.0%
00418		8	0.0%
00419		8	0.0%
00420		8	0.0%
00421		8	0.0%
00422		8	0.0%
00423		8	0.0%
00424		8	0.0%
00425		7	0.0%
00426		7	0.0%
00427		7	0.0%
00428		7	0.0%
00429		7	0.0%
00430		7	0.0%
00431		7	0.0%
00432		7	0.0%
00433		7	0.0%
00434		7	0.0%
00435		7	0.0%
00436		7	0.0%
00437		7	0.0%
00438		7	0.0%
00439		7	0.0%
00440		7	0.0%
00441		7	0.0%
00442		7	0.0%
00443		7	0.0%
00444		7	0.0%
00445		6	0.0%
00446		6	0.0%
00447		6	0.0%
00448		6	0.0%
00449		6	0.0%
00450		6	0.0%
00451		6	0.0%
00452		6	0.0%
00453		6	0.0%
00454		6	0.0%

**File : 10 J&K****# SRL\_NO: RUNNING SERIAL NUMBER**

<b>Value</b>	<b>Label</b>	<b>Cases</b>	<b>Percentage</b>
00455		6	0.0%
00456		6	0.0%
00457		6	0.0%
00458		6	0.0%
00459		6	0.0%
00460		6	0.0%
00461		6	0.0%
00462		6	0.0%
00463		6	0.0%
00464		6	0.0%
00465		6	0.0%
00466		6	0.0%
00467		6	0.0%
00468		6	0.0%
00469		6	0.0%
00470		6	0.0%
00471		6	0.0%
00472		6	0.0%
00473		6	0.0%
00474		6	0.0%
00475		6	0.0%
00476		6	0.0%
00477		6	0.0%
00478		6	0.0%
00479		6	0.0%
00480		6	0.0%
00481		6	0.0%
00482		6	0.0%
00483		6	0.0%
00484		6	0.0%
00485		6	0.0%
00486		6	0.0%
00487		6	0.0%
00488		6	0.0%
00489		6	0.0%
00490		6	0.0%
00491		6	0.0%
00492		6	0.0%
00493		5	0.0%
00494		5	0.0%
00495		5	0.0%
00496		5	0.0%
00497		5	0.0%

**File : 10 J&K****# SRL\_NO: RUNNING SERIAL NUMBER**

<b>Value</b>	<b>Label</b>	<b>Cases</b>	<b>Percentage</b>
00498		5	0.0%
00499		5	0.0%
00500		5	0.0%
00501		5	0.0%
00502		5	0.0%
00503		5	0.0%
00504		5	0.0%
00505		5	0.0%
00506		5	0.0%
00507		5	0.0%
00508		5	0.0%
00509		5	0.0%
00510		5	0.0%
00511		5	0.0%
00512		5	0.0%
00513		5	0.0%
00514		5	0.0%
00515		5	0.0%
00516		5	0.0%
00517		5	0.0%
00518		5	0.0%
00519		5	0.0%
00520		5	0.0%
00521		5	0.0%
00522		5	0.0%
00523		5	0.0%
00524		5	0.0%
00525		5	0.0%
00526		5	0.0%
00527		5	0.0%
00528		5	0.0%
00529		5	0.0%
00530		5	0.0%
00531		5	0.0%
00532		4	0.0%
00533		4	0.0%
00534		4	0.0%
00535		4	0.0%
00536		4	0.0%
00537		4	0.0%
00538		4	0.0%
00539		3	0.0%
00540		3	0.0%

**File : 10 J&K****# SRL\_NO: RUNNING SERIAL NUMBER**

<b>Value</b>	<b>Label</b>	<b>Cases</b>	<b>Percentage</b>
00541		3	0.0%
00542		3	0.0%
00543		3	0.0%
00544		3	0.0%
00545		3	0.0%
00546		3	0.0%
00547		3	0.0%
00548		3	0.0%
00549		3	0.0%
00550		3	0.0%
00551		3	0.0%
00552		3	0.0%
00553		3	0.0%
00554		3	0.0%
00555		3	0.0%
00556		3	0.0%
00557		3	0.0%
00558		3	0.0%
00559		3	0.0%
00560		3	0.0%
00561		3	0.0%
00562		3	0.0%
00563		3	0.0%
00564		3	0.0%
00565		3	0.0%
00566		3	0.0%
00567		3	0.0%
00568		3	0.0%
00569		3	0.0%
00570		3	0.0%
00571		3	0.0%
00572		3	0.0%
00573		3	0.0%
00574		3	0.0%
00575		3	0.0%
00576		3	0.0%
00577		3	0.0%
00578		3	0.0%
00579		2	0.0%
00580		2	0.0%
00581		2	0.0%
00582		2	0.0%
00583		2	0.0%

**File : 10 J&K****# SRL\_NO: RUNNING SERIAL NUMBER**

<b>Value</b>	<b>Label</b>	<b>Cases</b>	<b>Percentage</b>
00584		2	0.0%
00585		2	0.0%
00586		2	0.0%
00587		2	0.0%
00588		2	0.0%
00589		2	0.0%
00590		2	0.0%
00591		2	0.0%
00592		2	0.0%
00593		2	0.0%
00594		2	0.0%
00595		2	0.0%
00596		2	0.0%
00597		2	0.0%
00598		2	0.0%
00599		2	0.0%
00600		2	0.0%
00601		2	0.0%
00602		2	0.0%
00603		2	0.0%
00604		2	0.0%
00605		2	0.0%
00606		2	0.0%
00607		2	0.0%
00608		2	0.0%
00609		2	0.0%
00610		2	0.0%
00611		2	0.0%
00612		2	0.0%
00613		2	0.0%
00614		2	0.0%
00615		2	0.0%
00616		2	0.0%
00617		2	0.0%
00618		2	0.0%
00619		2	0.0%
00620		2	0.0%
00621		2	0.0%
00622		2	0.0%
00623		2	0.0%
00624		2	0.0%
00625		2	0.0%
00626		2	0.0%



**File : 10 J&K****# SRL\_NO: RUNNING SERIAL NUMBER**

<b>Value</b>	<b>Label</b>	<b>Cases</b>	<b>Percentage</b>
00627		2	0.0%
00628		2	0.0%
00629		2	0.0%
00630		2	0.0%
00631		2	0.0%
00632		2	0.0%
00633		2	0.0%
00634		2	0.0%
00635		2	0.0%
00636		2	0.0%
00637		2	0.0%
00638		2	0.0%
00639		2	0.0%
00640		2	0.0%
00641		2	0.0%
00642		2	0.0%
00643		2	0.0%
00644		2	0.0%
00645		2	0.0%
00646		2	0.0%
00647		2	0.0%
00648		2	0.0%
00649		2	0.0%
00650		2	0.0%
00651		2	0.0%
00652		2	0.0%
00653		2	0.0%
00654		2	0.0%
00655		2	0.0%
00656		2	0.0%
00657		2	0.0%
00658		2	0.0%
00659		2	0.0%
00660		2	0.0%
00661		2	0.0%
00662		2	0.0%
00663		2	0.0%
00664		2	0.0%
00665		2	0.0%
00666		2	0.0%
00667		2	0.0%
00668		2	0.0%
00669		2	0.0%

**File : 10 J&K****# SRL\_NO: RUNNING SERIAL NUMBER**

<b>Value</b>	<b>Label</b>	<b>Cases</b>	<b>Percentage</b>
00670		2	0.0%
00671		1	0.0%
00672		1	0.0%
00673		1	0.0%
00674		1	0.0%
00675		1	0.0%
00676		1	0.0%
00677		1	0.0%
00678		1	0.0%
00679		1	0.0%
00680		1	0.0%
00681		1	0.0%
00682		1	0.0%
00683		1	0.0%
00684		1	0.0%
00685		1	0.0%
00686		1	0.0%
00687		1	0.0%
00688		1	0.0%
00689		1	0.0%
00690		1	0.0%
00691		1	0.0%
00692		1	0.0%
00693		1	0.0%
00694		1	0.0%
00695		1	0.0%
00696		1	0.0%
00697		1	0.0%
00698		1	0.0%
00699		1	0.0%
00700		1	0.0%
00701		1	0.0%
00702		1	0.0%
00703		1	0.0%
00704		1	0.0%
00705		1	0.0%
00706		1	0.0%
00707		1	0.0%
00708		1	0.0%
00709		1	0.0%
00710		1	0.0%
00711		1	0.0%
00712		1	0.0%

**File : 10 J&K****# SRL\_NO: RUNNING SERIAL NUMBER**

<b>Value</b>	<b>Label</b>	<b>Cases</b>	<b>Percentage</b>
00713		1	0.0%
00714		1	0.0%
00715		1	0.0%
00716		1	0.0%
00717		1	0.0%
00718		1	0.0%
00719		1	0.0%
00720		1	0.0%
00721		1	0.0%
00722		1	0.0%
00723		1	0.0%
00724		1	0.0%
00725		1	0.0%
00726		1	0.0%
00727		1	0.0%
00728		1	0.0%
00729		1	0.0%
00730		1	0.0%
00731		1	0.0%
00732		1	0.0%
00733		1	0.0%
00734		1	0.0%
00735		1	0.0%
00736		1	0.0%
00737		1	0.0%
00738		1	0.0%
00739		1	0.0%
00740		1	0.0%
00741		1	0.0%
00742		1	0.0%
00743		1	0.0%
00744		1	0.0%
00745		1	0.0%
00746		1	0.0%
00747		1	0.0%
00748		1	0.0%
00749		1	0.0%
00750		1	0.0%
00751		1	0.0%
00752		1	0.0%
00753		1	0.0%
00754		1	0.0%
00755		1	0.0%

## File : 10 J&K

### # SRL\_NO: RUNNING SERIAL NUMBER

Value	Label	Cases	Percentage
00756		1	0.0%
00757		1	0.0%
00758		1	0.0%
00759		1	0.0%
00760		1	0.0%
00761		1	0.0%
00762		1	0.0%
00763		1	0.0%
00764		1	0.0%
00765		1	0.0%
00766		1	0.0%
00767		1	0.0%
00768		1	0.0%
00769		1	0.0%
00770		1	0.0%
00771		1	0.0%
00772		1	0.0%
00773		1	0.0%
00774		1	0.0%

Warning: these figures indicate the number of cases found in the data file. They cannot be interpreted as summary statistics of the population of interest.

### # NIC: NIC

<b>Information</b>	[Type= discrete] [Format=character] [Missing=*]
<b>Statistics [NW/ W]</b>	[Valid=215600 /-] [Invalid=0 /-]
<i>Frequency table not shown (1302 Modalities)</i>	

### # AGRI\_NON\_AGRI: AGRILAND NON-AGRI.

<b>Information</b>	[Type= discrete] [Format=character] [Missing=*]
<b>Statistics [NW/ W]</b>	[Valid=215600 /-] [Invalid=0 /-]

Value	Label	Cases	Percentage
1	Agriculture	1956	0.9%
2	Non-Agriculture	213644	99.1%

Warning: these figures indicate the number of cases found in the data file. They cannot be interpreted as summary statistics of the population of interest.

### # NOP: NATURE OF OPERATION

<b>Information</b>	[Type= discrete] [Format=character] [Missing=*]
<b>Statistics [NW/ W]</b>	[Valid=215600 /-] [Invalid=0 /-]

Value	Label	Cases	Percentage
1	Perennial	205080	95.1%
2	Non-Perennial	10520	4.9%

Warning: these figures indicate the number of cases found in the data file. They cannot be interpreted as summary statistics of the population of interest.

### # OWN\_SHIP: OWNERSHIP CODE

<b>Information</b>	[Type= discrete] [Format=character] [Missing=*]
<b>Statistics [NW/ W]</b>	[Valid=215600 /-] [Invalid=0 /-]

## File : 10 J&K

### # OWN\_SHIP: OWNERSHIP CODE

Value	Label	Cases	Percentage
1	Private Non-Profit Institutions	5658	2.6%
2	Private Others	191798	89.0%
3	Co-operatives	486	0.2%
4	Governments	17658	8.2%

Warning: these figures indicate the number of cases found in the data file. They cannot be interpreted as summary statistics of the population of interest.

### # SG: SOCIAL GROUP CODE

<b>Information</b>	[Type= discrete] [Format=character] [Missing=*]
<b>Statistics [NW/ W]</b>	[Valid=215600 /-] [Invalid=0 /-]

Value	Label	Cases	Percentage
1	ST Female	289	0.1%
2	ST Male	8230	3.8%
3	SC Female	294	0.1%
4	SC Male	7660	3.6%
5	OBC Female	393	0.2%
6	OBC Male	10475	4.9%
7	Others Female	895	0.4%
8	Others Male	163562	75.9%
9	Other than private enterprises	23802	11.0%

Warning: these figures indicate the number of cases found in the data file. They cannot be interpreted as summary statistics of the population of interest.

### # P\_F\_USED: POWER/FUEL USED

<b>Information</b>	[Type= discrete] [Format=character] [Missing=*]
<b>Statistics [NW/ W]</b>	[Valid=215600 /-] [Invalid=0 /-]

Value	Label	Cases	Percentage
0	Without power	180001	83.5%
1	Electricity	16946	7.9%
2	Coal/soft coke	1990	0.9%
3	Patrol/Diesel	2476	1.1%
4	LPG/Natural Gas	914	0.4%
5	Fire wood	3756	1.7%
6	Kerosene	3450	1.6%
7	Animal power	718	0.3%
8	"Non-conventional energy (bio-gas, solar & wind energy)	259	0.1%
9	Others	5090	2.4%

Warning: these figures indicate the number of cases found in the data file. They cannot be interpreted as summary statistics of the population of interest.

### # Y\_OPRA: YEAR OF OPERATION

<b>Information</b>	[Type= discrete] [Format=character] [Missing=*]
<b>Statistics [NW/ W]</b>	[Valid=215600 /-] [Invalid=0 /-]

Value	Label	Cases	Percentage
0	Less than 1 year	3785	1.8%
1	Completed 1 year	5737	2.7%
2	Completed 2 years	10344	4.8%

## File : 10 J&K

### # Y\_OPRA: YEAR OF OPERATION

Value	Label	Cases	Percentage
3	Completed 3 years	10622	4.9%
4	Completed 4 years	12436	5.8%
5	Completed 5 years	18470	8.6%
6	Completed 6 years	14523	6.7%
7	Completed 7 years	12252	5.7%
8	Completed 8 years	13102	6.1%
9	Completed 9 years or more	114329	53.0%

*Warning: these figures indicate the number of cases found in the data file. They cannot be interpreted as summary statistics of the population of interest.*

### # REGISN: REGISTRATION CODE

<b>Information</b>	[Type= discrete] [Format=character] [Missing=*]
<b>Statistics [NW/ W]</b>	[Valid=215600 /-] [Invalid=0 /-]

Value	Label	Cases	Percentage
00		209706	97.3%
01		13	0.0%
02		26	0.0%
03		38	0.0%
04		45	0.0%
05		23	0.0%
06		15	0.0%
07		3	0.0%
08		2	0.0%
09		32	0.0%
11		1457	0.7%
12		8	0.0%
14		4	0.0%
15		5	0.0%
22		2339	1.1%
23		1	0.0%
25		3	0.0%
28		5	0.0%
33		269	0.1%
39		1	0.0%
44		689	0.3%
45		1	0.0%
55		277	0.1%
66		445	0.2%
77		16	0.0%
88		28	0.0%
99		149	0.1%

*Warning: these figures indicate the number of cases found in the data file. They cannot be interpreted as summary statistics of the population of interest.*

### # SOF: SOURCE OF FINANCE

<b>Information</b>	[Type= discrete] [Format=character] [Missing=*]
--------------------	---

## File : 10 J&K

### # SOF: SOURCE OF FINANCE

Statistics [NW/ W] [Valid=215600 /-] [Invalid=0 /-]

Value	Label	Cases	Percentage
1	Assistance under IRDP	1923	0.9%
2	Assistance under other poverty alleviation programs(TRYSEM/DWCARA/toll kits)	752	0.3%
3	Borrowing from institutions	4732	2.2%
4	Borrowing from non-instituions	3194	1.5%
5	Self financing	173674	80.6%
6	Others	31325	14.5%

Warning: these figures indicate the number of cases found in the data file. They cannot be interpreted as summary statistics of the population of interest.

### # T\_ADULT\_M: TOTAL ADULT MALE

Information [Type= discrete] [Format=character] [Missing=\*]

Statistics [NW/ W] [Valid=215600 /-] [Invalid=0 /-]

Value	Label	Cases	Percentage
00000		3253	1.5%
00001		141885	65.8%
00002		41250	19.1%
00003		11482	5.3%
00004		5545	2.6%
00005		3774	1.8%
00006		1736	0.8%
00007		917	0.4%
00008		846	0.4%
00009		366	0.2%
00010		1540	0.7%
00011		189	0.1%
00012		346	0.2%
00013		126	0.1%
00014		148	0.1%
00015		434	0.2%
00016		116	0.1%
00017		73	0.0%
00018		102	0.0%
00019		45	0.0%
00020		380	0.2%
00021		43	0.0%
00022		63	0.0%
00023		32	0.0%
00024		44	0.0%
00025		132	0.1%
00026		33	0.0%
00027		20	0.0%
00028		22	0.0%
00029		26	0.0%

**File : 10 J&K**

**# T\_ADULT\_M: TOTAL ADULT MALE**

Value	Label	Cases	Percentage
00030		102	0.0%
00031		15	0.0%
00032		20	0.0%
00033		14	0.0%
00034		12	0.0%
00035		30	0.0%
00036		12	0.0%
00037		16	0.0%
00038		8	0.0%
00039		10	0.0%
00040		70	0.0%
00041		8	0.0%
00042		11	0.0%
00043		4	0.0%
00044		1	0.0%
00045		16	0.0%
00046		7	0.0%
00047		5	0.0%
00048		7	0.0%
00049		4	0.0%
00050		48	0.0%
00051		6	0.0%
00052		3	0.0%
00053		3	0.0%
00054		8	0.0%
00055		6	0.0%
00056		4	0.0%
00057		6	0.0%
00058		4	0.0%
00060		30	0.0%
00061		1	0.0%
00062		1	0.0%
00063		3	0.0%
00064		2	0.0%
00065		3	0.0%
00066		4	0.0%
00067		2	0.0%
00068		3	0.0%
00069		3	0.0%
00070		14	0.0%
00071		1	0.0%
00072		2	0.0%
00073		3	0.0%



## File : 10 J&K

### # T\_ADULT\_M: TOTAL ADULT MALE

Value	Label	Cases	Percentage
00074		1	0.0%
00075		4	0.0%
00076		2	0.0%
00077		1	0.0%
00078		3	0.0%
00079		1	0.0%
00080		8	0.0%
00081		5	0.0%
00082		1	0.0%
00085		2	0.0%
00088		2	0.0%
00090		2	0.0%
00094		1	0.0%
00095		1	0.0%
00098		1	0.0%
00099		1	0.0%
00100		29	0.0%
00102		1	0.0%
00103		1	0.0%
00108		2	0.0%
00109		1	0.0%
00110		2	0.0%
00118		1	0.0%
00123		1	0.0%
00126		2	0.0%
00130		1	0.0%
00131		1	0.0%
00140		2	0.0%
00141		1	0.0%
00150		4	0.0%
00151		2	0.0%
00152		2	0.0%
00162		1	0.0%
00174		1	0.0%
00179		1	0.0%
00200		1	0.0%
00210		1	0.0%
00225		1	0.0%
00226		1	0.0%
00227		1	0.0%
00250		1	0.0%
00348		1	0.0%
00799		1	0.0%

*Warning: these figures indicate the number of cases found in the data file. They cannot be interpreted as summary statistics of the population of interest.*

# File : 10 J&K

## # T\_ADULT\_F: TOTAL ADULT FEMALE

**Information** [Type= discrete] [Format=character] [Missing=\*]

**Statistics [NW/ W]** [Valid=215600 /-] [Invalid=0 /-]

Value	Label	Cases	Percentage
00000		194621	90.3%
00001		11646	5.4%
00002		5452	2.5%
00003		1368	0.6%
00004		661	0.3%
00005		488	0.2%
00006		261	0.1%
00007		167	0.1%
00008		133	0.1%
00009		89	0.0%
00010		238	0.1%
00011		40	0.0%
00012		45	0.0%
00013		23	0.0%
00014		28	0.0%
00015		89	0.0%
00016		23	0.0%
00017		14	0.0%
00018		15	0.0%
00019		12	0.0%
00020		53	0.0%
00021		6	0.0%
00022		18	0.0%
00023		10	0.0%
00024		4	0.0%
00025		19	0.0%
00026		8	0.0%
00027		6	0.0%
00028		1	0.0%
00029		1	0.0%
00030		18	0.0%
00031		2	0.0%
00032		2	0.0%
00035		5	0.0%
00037		1	0.0%
00038		2	0.0%
00039		1	0.0%
00040		9	0.0%
00041		1	0.0%
00044		1	0.0%
00045		2	0.0%

# File : 10 J&K

## # T\_ADULT\_F: TOTAL ADULT FEMALE

Value	Label	Cases	Percentage
00046		1	0.0%
00047		1	0.0%
00050		6	0.0%
00056		1	0.0%
00058		1	0.0%
00066		1	0.0%
00070		1	0.0%
00071		1	0.0%
00072		1	0.0%
00085		1	0.0%
00100		1	0.0%
06060		1	0.0%

*Warning: these figures indicate the number of cases found in the data file. They cannot be interpreted as summary statistics of the population of interest.*

## # T\_CHILD\_M: TOTAL CHIELD MALE

<b>Information</b>	[Type= discrete] [Format=character] [Missing=*]
<b>Statistics [NW/ W]</b>	[Valid=215600 /-] [Invalid=0 /-]

Value	Label	Cases	Percentage
00000		214234	99.4%
00001		1002	0.5%
00002		272	0.1%
00003		45	0.0%
00004		21	0.0%
00005		6	0.0%
00006		4	0.0%
00007		1	0.0%
00008		4	0.0%
00010		6	0.0%
00015		2	0.0%
00020		1	0.0%
00030		1	0.0%
00040		1	0.0%

*Warning: these figures indicate the number of cases found in the data file. They cannot be interpreted as summary statistics of the population of interest.*

## # T\_CHILD\_F: TOTAL CHIELD FEMALE

<b>Information</b>	[Type= discrete] [Format=character] [Missing=*]
<b>Statistics [NW/ W]</b>	[Valid=215600 /-] [Invalid=0 /-]

Value	Label	Cases	Percentage
00000		215233	99.8%
00001		258	0.1%
00002		82	0.0%
00003		13	0.0%
00004		2	0.0%
00005		2	0.0%

# File : 10 J&K

## # T\_CHILD\_F: TOTAL CHIELD FEMALE

Value	Label	Cases	Percentage
00006		2	0.0%
00010		5	0.0%
00015		1	0.0%
00020		2	0.0%

*Warning: these figures indicate the number of cases found in the data file. They cannot be interpreted as summary statistics of the population of interest.*

## # TOT: TOTAL OF TOTAL

<b>Information</b>	[Type= discrete] [Format=character] [Missing=*]
--------------------	---

<b>Statistics [NW/ W]</b>	[Valid=215600 /-] [Invalid=0 /-]
---------------------------	----------------------------------

Value	Label	Cases	Percentage
00001		135368	62.8%
00002		44378	20.6%
00003		14033	6.5%
00004		6789	3.1%
00005		4407	2.0%
00006		2145	1.0%
00007		1183	0.5%
00008		1082	0.5%
00009		539	0.2%
00010		1547	0.7%
00011		334	0.2%
00012		419	0.2%
00013		223	0.1%
00014		218	0.1%
00015		505	0.2%
00016		175	0.1%
00017		142	0.1%
00018		136	0.1%
00019		74	0.0%
00020		386	0.2%
00021		98	0.0%
00022		88	0.0%
00023		53	0.0%
00024		60	0.0%
00025		156	0.1%
00026		54	0.0%
00027		46	0.0%
00028		44	0.0%
00029		27	0.0%
00030		140	0.1%
00031		23	0.0%
00032		37	0.0%
00033		19	0.0%
00034		16	0.0%

**File : 10 J&K****# TOT: TOTAL OF TOTAL**

<b>Value</b>	<b>Label</b>	<b>Cases</b>	<b>Percentage</b>
00035		63	0.0%
00036		27	0.0%
00037		23	0.0%
00038		13	0.0%
00039		8	0.0%
00040		66	0.0%
00041		9	0.0%
00042		23	0.0%
00043		5	0.0%
00044		14	0.0%
00045		22	0.0%
00046		14	0.0%
00047		7	0.0%
00048		10	0.0%
00049		10	0.0%
00050		59	0.0%
00051		7	0.0%
00052		9	0.0%
00053		8	0.0%
00054		6	0.0%
00055		8	0.0%
00056		5	0.0%
00057		1	0.0%
00058		6	0.0%
00059		3	0.0%
00060		27	0.0%
00061		3	0.0%
00062		5	0.0%
00063		2	0.0%
00064		4	0.0%
00065		7	0.0%
00066		2	0.0%
00067		2	0.0%
00068		5	0.0%
00069		3	0.0%
00070		19	0.0%
00072		5	0.0%
00073		4	0.0%
00074		3	0.0%
00075		7	0.0%
00076		3	0.0%
00077		2	0.0%
00078		2	0.0%

**File : 10 J&K****# TOT: TOTAL OF TOTAL**

<b>Value</b>	<b>Label</b>	<b>Cases</b>	<b>Percentage</b>
00079		1	0.0%
00080		9	0.0%
00081		2	0.0%
00082		3	0.0%
00084		1	0.0%
00085		6	0.0%
00086		1	0.0%
00087		1	0.0%
00088		3	0.0%
00090		2	0.0%
00091		2	0.0%
00092		1	0.0%
00094		3	0.0%
00095		3	0.0%
00096		1	0.0%
00098		1	0.0%
00099		1	0.0%
00100		41	0.0%
00102		1	0.0%
00103		2	0.0%
00108		3	0.0%
00110		1	0.0%
00113		1	0.0%
00120		2	0.0%
00121		1	0.0%
00124		1	0.0%
00126		1	0.0%
00131		1	0.0%
00140		2	0.0%
00147		2	0.0%
00150		3	0.0%
00151		3	0.0%
00152		2	0.0%
00154		1	0.0%
00155		2	0.0%
00162		1	0.0%
00183		1	0.0%
00185		1	0.0%
00200		1	0.0%
00208		1	0.0%
00210		1	0.0%
00221		1	0.0%
00227		2	0.0%

# File : 10 J&K

## # TOT: TOTAL OF TOTAL

Value	Label	Cases	Percentage
00228		1	0.0%
00250		1	0.0%
00350		1	0.0%
00806		1	0.0%
06221		1	0.0%

Warning: these figures indicate the number of cases found in the data file. They cannot be interpreted as summary statistics of the population of interest.

## # H\_ADULT\_M: HIRED ADULT MALE

**Information** [Type= discrete] [Format=character] [Missing=\*]

**Statistics [NW/ W]** [Valid=215600 /-] [Invalid=0 /-]

Value	Label	Cases	Percentage
00000		159785	74.1%
00001		27498	12.8%
00002		12742	5.9%
00003		4391	2.0%
00004		3218	1.5%
00005		1605	0.7%
00006		1042	0.5%
00007		616	0.3%
00008		662	0.3%
00009		850	0.4%
00010		637	0.3%
00011		135	0.1%
00012		286	0.1%
00013		112	0.1%
00014		227	0.1%
00015		259	0.1%
00016		101	0.0%
00017		68	0.0%
00018		98	0.0%
00019		148	0.1%
00020		203	0.1%
00021		35	0.0%
00022		53	0.0%
00023		33	0.0%
00024		78	0.0%
00025		75	0.0%
00026		32	0.0%
00027		19	0.0%
00028		22	0.0%
00029		25	0.0%
00030		83	0.0%
00031		12	0.0%
00032		17	0.0%

**File : 10 J&K**

**# H\_ADULT\_M: HIRED ADULT MALE**

Value	Label	Cases	Percentage
00033		15	0.0%
00034		11	0.0%
00035		27	0.0%
00036		9	0.0%
00037		17	0.0%
00038		14	0.0%
00039		11	0.0%
00040		57	0.0%
00041		8	0.0%
00042		7	0.0%
00043		4	0.0%
00044		2	0.0%
00045		11	0.0%
00046		5	0.0%
00047		6	0.0%
00048		6	0.0%
00049		6	0.0%
00050		34	0.0%
00051		4	0.0%
00052		2	0.0%
00053		2	0.0%
00054		6	0.0%
00055		7	0.0%
00056		3	0.0%
00057		5	0.0%
00058		5	0.0%
00059		2	0.0%
00060		22	0.0%
00061		1	0.0%
00063		3	0.0%
00064		2	0.0%
00065		3	0.0%
00066		2	0.0%
00067		2	0.0%
00068		3	0.0%
00069		1	0.0%
00070		13	0.0%
00071		1	0.0%
00072		2	0.0%
00073		2	0.0%
00074		1	0.0%
00075		2	0.0%
00076		2	0.0%



## File : 10 J&K

### # H\_ADULT\_M: HIRED ADULT MALE

Value	Label	Cases	Percentage
00077		1	0.0%
00078		4	0.0%
00079		1	0.0%
00080		8	0.0%
00081		4	0.0%
00082		1	0.0%
00088		1	0.0%
00090		2	0.0%
00094		1	0.0%
00096		1	0.0%
00098		1	0.0%
00099		1	0.0%
00100		26	0.0%
00103		1	0.0%
00108		1	0.0%
00109		1	0.0%
00110		2	0.0%
00118		1	0.0%
00123		1	0.0%
00125		1	0.0%
00126		1	0.0%
00130		1	0.0%
00131		1	0.0%
00140		3	0.0%
00150		5	0.0%
00151		1	0.0%
00152		2	0.0%
00162		1	0.0%
00174		1	0.0%
00179		1	0.0%
00200		1	0.0%
00210		1	0.0%
00225		1	0.0%
00226		1	0.0%
00227		1	0.0%
00250		1	0.0%
00348		1	0.0%
00799		1	0.0%

*Warning: these figures indicate the number of cases found in the data file. They cannot be interpreted as summary statistics of the population of interest.*

### # H\_ADULT\_F: HIRED ADULT FEMALE

<b>Information</b>	[Type= discrete] [Format=character] [Missing=*]
<b>Statistics [NW/ W]</b>	[Valid=215600 /-] [Invalid=0 /-]

**File : 10 J&K**

**# H\_ADULT\_F: HIRED ADULT FEMALE**

Value	Label	Cases	Percentage
00000		205859	95.5%
00001		3730	1.7%
00002		3142	1.5%
00003		900	0.4%
00004		494	0.2%
00005		367	0.2%
00006		219	0.1%
00007		139	0.1%
00008		106	0.0%
00009		84	0.0%
00010		152	0.1%
00011		33	0.0%
00012		40	0.0%
00013		22	0.0%
00014		27	0.0%
00015		61	0.0%
00016		17	0.0%
00017		10	0.0%
00018		15	0.0%
00019		12	0.0%
00020		49	0.0%
00021		6	0.0%
00022		14	0.0%
00023		9	0.0%
00024		3	0.0%
00025		17	0.0%
00026		8	0.0%
00027		6	0.0%
00028		1	0.0%
00029		1	0.0%
00030		18	0.0%
00031		2	0.0%
00032		2	0.0%
00035		5	0.0%
00037		1	0.0%
00038		3	0.0%
00039		2	0.0%
00040		6	0.0%
00041		1	0.0%
00044		1	0.0%
00045		2	0.0%
00047		1	0.0%
00050		6	0.0%

## File : 10 J&K

### # H\_ADULT\_F: HIRED ADULT FEMALE

Value	Label	Cases	Percentage
00058		1	0.0%
00066		1	0.0%
00070		1	0.0%
00072		1	0.0%
00085		1	0.0%
00100		1	0.0%
06060		1	0.0%

Warning: these figures indicate the number of cases found in the data file. They cannot be interpreted as summary statistics of the population of interest.

### # H\_CHILD\_M: HIRED CHIELD MALE

<b>Information</b>	[Type= discrete] [Format=character] [Missing=*]
<b>Statistics [NW/ W]</b>	[Valid=215600 /-] [Invalid=0 /-]

Value	Label	Cases	Percentage
00000		215164	99.8%
00001		283	0.1%
00002		100	0.0%
00003		19	0.0%
00004		13	0.0%
00005		6	0.0%
00006		3	0.0%
00007		1	0.0%
00008		4	0.0%
00010		4	0.0%
00015		2	0.0%
00030		1	0.0%

Warning: these figures indicate the number of cases found in the data file. They cannot be interpreted as summary statistics of the population of interest.

### # H\_CHILD\_F: HIRED CHIELD FEMALE

<b>Information</b>	[Type= discrete] [Format=character] [Missing=*]
<b>Statistics [NW/ W]</b>	[Valid=215600 /-] [Invalid=0 /-]

Value	Label	Cases	Percentage
00000		215543	100.0%
00001		32	0.0%
00002		13	0.0%
00003		1	0.0%
00004		1	0.0%
00005		1	0.0%
00006		2	0.0%
00010		5	0.0%
00015		1	0.0%
00020		1	0.0%

Warning: these figures indicate the number of cases found in the data file. They cannot be interpreted as summary statistics of the population of interest.

### # T\_HIRED: TOTAL OF HIRED

<b>Information</b>	[Type= discrete] [Format=character] [Missing=*]
--------------------	---

# File : 10 J&K

## # T\_HIRED: TOTAL OF HIRED

Statistics [NW/ W] [Valid=215600 /-] [Invalid=0 /-]

Value	Label	Cases	Percentage
00000		157347	73.0%
00001		26168	12.1%
00002		14160	6.6%
00003		5080	2.4%
00004		3345	1.6%
00005		1744	0.8%
00006		1113	0.5%
00007		771	0.4%
00008		797	0.4%
00009		960	0.4%
00010		665	0.3%
00011		258	0.1%
00012		335	0.2%
00013		178	0.1%
00014		292	0.1%
00015		297	0.1%
00016		155	0.1%
00017		124	0.1%
00018		131	0.1%
00019		173	0.1%
00020		205	0.1%
00021		77	0.0%
00022		65	0.0%
00023		47	0.0%
00024		90	0.0%
00025		97	0.0%
00026		48	0.0%
00027		48	0.0%
00028		39	0.0%
00029		34	0.0%
00030		106	0.0%
00031		18	0.0%
00032		35	0.0%
00033		18	0.0%
00034		16	0.0%
00035		53	0.0%
00036		22	0.0%
00037		21	0.0%
00038		15	0.0%
00039		11	0.0%
00040		54	0.0%
00041		10	0.0%

**File : 10 J&K**

**# T\_HIRED: TOTAL OF HIRED**

Value	Label	Cases	Percentage
00042		20	0.0%
00043		5	0.0%
00044		16	0.0%
00045		18	0.0%
00046		9	0.0%
00047		4	0.0%
00048		12	0.0%
00049		13	0.0%
00050		40	0.0%
00051		2	0.0%
00052		8	0.0%
00053		7	0.0%
00054		6	0.0%
00055		5	0.0%
00056		3	0.0%
00057		2	0.0%
00058		6	0.0%
00059		6	0.0%
00060		18	0.0%
00061		3	0.0%
00062		3	0.0%
00063		2	0.0%
00064		3	0.0%
00065		5	0.0%
00066		2	0.0%
00067		3	0.0%
00068		4	0.0%
00069		2	0.0%
00070		19	0.0%
00072		4	0.0%
00073		4	0.0%
00074		3	0.0%
00075		5	0.0%
00076		3	0.0%
00077		2	0.0%
00078		3	0.0%
00079		1	0.0%
00080		9	0.0%
00081		2	0.0%
00082		1	0.0%
00085		2	0.0%
00087		1	0.0%
00088		2	0.0%

# File : 10 J&K

## # T\_HIRED: TOTAL OF HIRED

Value	Label	Cases	Percentage
00090		4	0.0%
00091		2	0.0%
00094		2	0.0%
00095		3	0.0%
00096		2	0.0%
00098		1	0.0%
00099		1	0.0%
00100		34	0.0%
00103		1	0.0%
00108		3	0.0%
00110		1	0.0%
00113		1	0.0%
00120		2	0.0%
00121		1	0.0%
00124		1	0.0%
00126		1	0.0%
00131		1	0.0%
00140		2	0.0%
00147		2	0.0%
00150		6	0.0%
00151		1	0.0%
00152		1	0.0%
00154		1	0.0%
00155		2	0.0%
00162		1	0.0%
00183		1	0.0%
00185		1	0.0%
00200		2	0.0%
00210		1	0.0%
00220		1	0.0%
00227		2	0.0%
00228		1	0.0%
00250		1	0.0%
00350		1	0.0%
00806		1	0.0%
06220		1	0.0%

Warning: these figures indicate the number of cases found in the data file. They cannot be interpreted as summary statistics of the population of interest.

## # REMAKS: REMARKS

<b>Information</b>	[Type= discrete] [Format=character] [Missing=*]		
<b>Statistics [NW/ W]</b>	[Valid=215600 /-] [Invalid=0 /-]		
Value	Label	Cases	Percentage
000		209430	97.1%
001		1348	0.6%

## File : 10 J&K

### # REMAKS: REMARKS

Value	Label	Cases	Percentage
002		1110	0.5%
003		787	0.4%
004		143	0.1%
005		544	0.3%
006		160	0.1%
007		107	0.0%
008		17	0.0%
009		402	0.2%
013		114	0.1%
016		11	0.0%
018		109	0.1%
022		1	0.0%
030		28	0.0%
031		21	0.0%
033		3	0.0%
036		28	0.0%
038		6	0.0%
039		18	0.0%
045		90	0.0%
047		20	0.0%
051		27	0.0%
054		20	0.0%
063		226	0.1%
068		37	0.0%
074		29	0.0%
082		28	0.0%
084		59	0.0%
086		28	0.0%
091		19	0.0%
093		39	0.0%
098		20	0.0%
101		1	0.0%
117		225	0.1%
118		4	0.0%
122		19	0.0%
133		15	0.0%
139		7	0.0%
161		28	0.0%
169		20	0.0%
175		11	0.0%
180		48	0.0%
185		28	0.0%
224		1	0.0%

## File : 10 J&K

### # REMAKS: REMARKS

Value	Label	Cases	Percentage
231		27	0.0%
237		15	0.0%
248		14	0.0%
277		25	0.0%
290		9	0.0%
309		19	0.0%
330		1	0.0%
346		20	0.0%
354		10	0.0%
500		10	0.0%
618		8	0.0%
722		5	0.0%
900		1	0.0%

Warning: these figures indicate the number of cases found in the data file. They cannot be interpreted as summary statistics of the population of interest.

### # TYPE\_ENTERP: TYPE OF ENTERPRISE

<b>Information</b>	[Type= discrete] [Format=character] [Missing=*]
<b>Statistics [NW/ W]</b>	[Valid=215600 /-] [Invalid=0 /-]

Value	Label	Cases	Percentage
1		157347	73.0%
2		49314	22.9%
3		8939	4.1%

Warning: these figures indicate the number of cases found in the data file. They cannot be interpreted as summary statistics of the population of interest.

### # MAJOR\_ACT: MAJOR ACTIVITY CODE

<b>Information</b>	[Type= discrete] [Format=character] [Missing=*]
<b>Statistics [NW/ W]</b>	[Valid=215600 /-] [Invalid=0 /-]

Value	Label	Cases	Percentage
01		1416	0.7%
02		539	0.2%
04		161	0.1%
05		43978	20.4%
06		324	0.2%
07		2900	1.3%
08		6033	2.8%
09		96287	44.7%
10		6318	2.9%
11		2828	1.3%
12		28	0.0%
13		834	0.4%
14		2239	1.0%
15		51714	24.0%
16		1	0.0%

Warning: these figures indicate the number of cases found in the data file. They cannot be interpreted as summary statistics of the population of interest.



## File : 10 J&K

### # SIZE\_EMP1: SIZE OF EMPLOYMENT CODE-

**Information** [Type= discrete] [Format=character] [Missing=\*]

**Statistics [NW/ W]** [Valid=215600 /-] [Invalid=0 /-]

Value	Label	Cases	Percentage
1	Employee size 0 to 1	135368	62.8%
2	Employee size 2	44378	20.6%
3	Employee size 3	14033	6.5%
4	Employee size 4	6789	3.1%
5	Employee size 5	4407	2.0%
6	Employee size 6 to 9	4949	2.3%
7	Employee size >9	5676	2.6%

*Warning: these figures indicate the number of cases found in the data file. They cannot be interpreted as summary statistics of the population of interest.*

### # SIZE\_EMP2: SIZE OF EMPLOYMENT CODE-

**Information** [Type= discrete] [Format=character] [Missing=\*]

**Statistics [NW/ W]** [Valid=215600 /-] [Invalid=0 /-]

Value	Label	Cases	Percentage
01	Employee size 0 to 1	135368	62.8%
02	Employee size 2	44378	20.6%
03	Employee size 3	14033	6.5%
04	Employee size 4	6789	3.1%
05	Employee size 5	4407	2.0%
07	Employee size 6 to 9	4949	2.3%
08	Employee size 10 to 14	2741	1.3%
09	Employee size 15 to 19	1032	0.5%
10	Employee size 20 to 24	685	0.3%
11	Employee size 25 to 49	876	0.4%
12	Employee size 50 to 99	258	0.1%
13	Employee size 100 to 199	73	0.0%
14	Employee size 200 to 499	9	0.0%
15	Employee size >=500	2	0.0%

*Warning: these figures indicate the number of cases found in the data file. They cannot be interpreted as summary statistics of the population of interest.*

### # FITTER: FILLER

**Information** [Type= discrete] [Format=character] [Missing=\*]

**Statistics [NW/ W]** [Valid=215600 /-] [Invalid=0 /-]

Value	Label	Cases	Percentage
0		215600	100.0%

*Warning: these figures indicate the number of cases found in the data file. They cannot be interpreted as summary statistics of the population of interest.*

## File : 11 Karnataka

### # FILE\_ID: FILE-ID

Information [Type= discrete] [Format=character] [Missing=\*]

Statistics [NW/ W] [Valid=1911631 /-] [Invalid=0 /-]

Value	Label	Cases	Percentage
EC98AD		1911631	100.0%

Warning: these figures indicate the number of cases found in the data file. They cannot be interpreted as summary statistics of the population of interest.

### # ID\_NO: IDENTIFICATION NO (ID NO)

Information [Type= discrete] [Format=character] [Missing=\*]

Statistics [NW/ W] [Valid=1911631 /-] [Invalid=0 /-]

### # ST: STATE CODE

Information [Type= discrete] [Format=character] [Missing=\*]

Statistics [NW/ W] [Valid=1911631 /-] [Invalid=0 /-]

Value	Label	Cases	Percentage
11	Karnataka	1911631	100.0%

Warning: these figures indicate the number of cases found in the data file. They cannot be interpreted as summary statistics of the population of interest.

### # DT: DISTRICT CODE

Information [Type= discrete] [Format=character] [Missing=\*]

Statistics [NW/ W] [Valid=1911631 /-] [Invalid=0 /-]

Value	Label	Cases	Percentage
01	BANGALORE(URBAN)	232062	12.1%
02	BANGALORE(RURAL)	93594	4.9%
03	BAGALKOTE	56307	2.9%
04	BELGAUN	149058	7.8%
05	BELLARY	54417	2.8%
06	BIDAR	35100	1.8%
07	BIJAPUR	43160	2.3%
08	CHAMARAJANAGAR	55714	2.9%
09	CHIKMAGALUR	37530	2.0%
10	CHITRADURGA	50481	2.6%
11	DAVANAGERE	45706	2.4%
12	DAKSHINA KANNAD	118526	6.2%
13	DHARWAD	51500	2.7%
14	GADOG	35694	1.9%
15	GLBARGA	78699	4.1%
16	HASSAN	63455	3.3%
17	HAWERI	45872	2.4%
18	KODARU	16142	0.8%
19	KOLAR	117630	6.2%
20	KOPPAL	36526	1.9%
21	MANDYA	81798	4.3%
22	MYSORE	102315	5.4%
23	RAICHUR	37784	2.0%
24	SHIMOGA	71373	3.7%

## File : 11 Karnataka

### # DT: DISTRICT CODE

Value	Label	Cases	Percentage
25	TUMKUR	98915	5.2%
26	UDUPI	50739	2.7%
27	UTTAR KANNADA	51534	2.7%

Warning: these figures indicate the number of cases found in the data file. They cannot be interpreted as summary statistics of the population of interest.

### # TEH: TEHSIL CODE

<b>Information</b>	[Type= discrete] [Format=character] [Missing=*]
--------------------	---

<b>Statistics [NW/ W]</b>	[Valid=1911631 /-] [Invalid=0 /-]
---------------------------	-----------------------------------

Value	Label	Cases	Percentage
000		124	0.0%
001		262141	13.7%
002		253808	13.3%
003		304674	15.9%
004		388894	20.3%
005		163423	8.5%
006		123810	6.5%
007		119205	6.2%
008		79512	4.2%
009		95837	5.0%
010		41469	2.2%
011		26202	1.4%
012		9173	0.5%
013		14357	0.8%
014		4717	0.2%
015		1288	0.1%
016		4463	0.2%
017		154	0.0%
018		3002	0.2%
019		1679	0.1%
020		1774	0.1%
022		1822	0.1%
024		301	0.0%
025		1762	0.1%
026		1628	0.1%
027		320	0.0%
028		405	0.0%
029		1861	0.1%
030		563	0.0%
031		494	0.0%
032		357	0.0%
033		2412	0.1%

Warning: these figures indicate the number of cases found in the data file. They cannot be interpreted as summary statistics of the population of interest.

## File : 11 Karnataka

### # CD\_BLOCK: CD BLOCK

**Information** [Type= discrete] [Format=character] [Missing=\*]

**Statistics [NW/ W]** [Valid=1911631 /-] [Invalid=0 /-]

Value	Label	Cases	Percentage
00		181	0.0%
01		261517	13.7%
02		253850	13.3%
03		304032	15.9%
04		387528	20.3%
05		164292	8.6%
06		123070	6.4%
07		118024	6.2%
08		81756	4.3%
09		82794	4.3%
1		17	0.0%
10		53088	2.8%
11		27043	1.4%
12		10544	0.6%
13		14735	0.8%
14		4732	0.2%
15		1304	0.1%
16		4109	0.2%
17		154	0.0%
18		3060	0.2%
19		1679	0.1%
20		1773	0.1%
21		322	0.0%
22		1928	0.1%
24		301	0.0%
25		1762	0.1%
26		1628	0.1%
27		320	0.0%
28		405	0.0%
29		1861	0.1%
30		563	0.0%
31		494	0.0%
32		352	0.0%
33		2412	0.1%
94		1	0.0%

*Warning: these figures indicate the number of cases found in the data file. They cannot be interpreted as summary statistics of the population of interest.*

### # SECTOR: SECTOR CODE

**Information** [Type= discrete] [Format=character] [Missing=\*]

**Statistics [NW/ W]** [Valid=1911631 /-] [Invalid=0 /-]

## File : 11 Karnataka

### # SECTOR: SECTOR CODE

Value	Label	Cases	Percentage
1	Rural	1152092	60.3%
2	Urban	759539	39.7%

*Warning: these figures indicate the number of cases found in the data file. They cannot be interpreted as summary statistics of the population of interest.*

### # V\_C: VILLAGE CODE

**Information** [Type= discrete] [Format=character] [Missing=\*]

**Statistics [NW/ W]** [Valid=1911631 /-] [Invalid=0 /-]

Value	Label	Cases	Percentage
001		17214	0.9%
002		8520	0.4%
003		7519	0.4%
004		10334	0.5%
005		8601	0.4%
006		9903	0.5%
007		8552	0.4%
008		8381	0.4%
009		8815	0.5%
010		9645	0.5%
011		9665	0.5%
012		7945	0.4%
013		14203	0.7%
014		13192	0.7%
015		9830	0.5%
016		17810	0.9%
017		31769	1.7%
018		24170	1.3%
019		9183	0.5%
020		10121	0.5%
021		9074	0.5%
022		7826	0.4%
023		13569	0.7%
024		17719	0.9%
025		10014	0.5%
026		22420	1.2%
027		21938	1.1%
028		28953	1.5%
029		7591	0.4%
030		8984	0.5%
031		7759	0.4%
032		9630	0.5%
033		12473	0.7%
034		12443	0.7%
035		13925	0.7%

## File : 11 Karnataka

### # V\_C: VILLAGE CODE

Value	Label	Cases	Percentage
036		8216	0.4%
037		50828	2.7%
038		62364	3.3%
039		9648	0.5%
040		9260	0.5%
041		8358	0.4%
042		10685	0.6%
043		7296	0.4%
044		13181	0.7%
045		7121	0.4%
046		62434	3.3%
047		69197	3.6%
048		119865	6.3%
049		8373	0.4%
050		10164	0.5%
051		10688	0.6%
052		9411	0.5%
053		10671	0.6%
054		11735	0.6%
055		8226	0.4%
056		9285	0.5%
057		16712	0.9%
058		24363	1.3%
059		7626	0.4%
060		6715	0.4%
061		7719	0.4%
062		5866	0.3%
063		8167	0.4%
064		6025	0.3%
065		7936	0.4%
066		20641	1.1%
067		10427	0.5%
068		21179	1.1%
069		7111	0.4%
070		5662	0.3%
071		6816	0.4%
072		7264	0.4%
073		6470	0.3%
074		6227	0.3%
075		8344	0.4%
076		6590	0.3%
077		20007	1.0%
078		27446	1.4%

## File : 11 Karnataka

### # V\_C: VILLAGE CODE

Value	Label	Cases	Percentage
079		5234	0.3%
080		5669	0.3%
081		3751	0.2%
082		5807	0.3%
083		5548	0.3%
084		7201	0.4%
085		5793	0.3%
086		7200	0.4%
087		11652	0.6%
088		27500	1.4%
089		4578	0.2%
090		4611	0.2%
091		5111	0.3%
092		4735	0.2%
093		4560	0.2%
094		8537	0.4%
095		6188	0.3%
096		5249	0.3%
097		43239	2.3%
098		14539	0.8%
099		7099	0.4%
100		3850	0.2%
101		5307	0.3%
102		3736	0.2%
103		4912	0.3%
104		5456	0.3%
105		5283	0.3%
106		6435	0.3%
107		7214	0.4%
108		19914	1.0%
109		3913	0.2%
110		6222	0.3%
111		5279	0.3%
112		4662	0.2%
113		4911	0.3%
114		6608	0.3%
115		4125	0.2%
116		5629	0.3%
117		13245	0.7%
118		14476	0.8%
119		3999	0.2%
120		4607	0.2%
121		3314	0.2%

## File : 11 Karnataka

### # V\_C: VILLAGE CODE

Value	Label	Cases	Percentage
122		5437	0.3%
123		5636	0.3%
124		6652	0.3%
125		3365	0.2%
126		3223	0.2%
127		10315	0.5%
128		9726	0.5%
129		3371	0.2%
130		3233	0.2%
131		2490	0.1%
132		4953	0.3%
133		3032	0.2%
134		3868	0.2%
135		3163	0.2%
136		4498	0.2%
137		3530	0.2%
138		14930	0.8%
139		2652	0.1%
140		3494	0.2%
141		2592	0.1%
142		4179	0.2%
143		3715	0.2%
144		2768	0.1%
145		1896	0.1%
146		5306	0.3%
147		3512	0.2%
148		5711	0.3%
149		1483	0.1%
150		3435	0.2%
151		2025	0.1%
152		2377	0.1%
153		2203	0.1%
154		2543	0.1%
155		2461	0.1%
156		3326	0.2%
157		3235	0.2%
158		6438	0.3%
159		2169	0.1%
160		2629	0.1%
161		1984	0.1%
162		2656	0.1%
163		1990	0.1%
164		2853	0.1%



## File : 11 Karnataka

### # V\_C: VILLAGE CODE

Value	Label	Cases	Percentage
165		2275	0.1%
166		1664	0.1%
167		5367	0.3%
168		3732	0.2%
169		2233	0.1%
170		2281	0.1%
171		2546	0.1%
172		2034	0.1%
173		1337	0.1%
174		1435	0.1%
175		1591	0.1%
176		1724	0.1%
177		1964	0.1%
178		5724	0.3%
179		1562	0.1%
180		2262	0.1%
181		1479	0.1%
182		1295	0.1%
183		1693	0.1%
184		1909	0.1%
185		1625	0.1%
186		2836	0.1%
187		7958	0.4%
188		1739	0.1%
189		2065	0.1%
190		1842	0.1%
191		1475	0.1%
192		1425	0.1%
193		1284	0.1%
194		1318	0.1%
195		1760	0.1%
196		1179	0.1%
197		3182	0.2%
198		936	0.0%
199		1650	0.1%
200		1873	0.1%
201		1290	0.1%
202		1445	0.1%
203		1437	0.1%
204		1310	0.1%
205		1613	0.1%
206		1012	0.1%
207		2585	0.1%

**File : 11 Karnataka****# V\_C: VILLAGE CODE**

Value	Label	Cases	Percentage
208		2300	0.1%
209		1086	0.1%
210		1444	0.1%
211		1152	0.1%
212		1239	0.1%
213		1075	0.1%
214		1130	0.1%
215		1338	0.1%
216		1291	0.1%
217		1491	0.1%
218		3210	0.2%
219		896	0.0%
220		1455	0.1%
221		1009	0.1%
222		1191	0.1%
223		1141	0.1%
224		1087	0.1%
225		818	0.0%
226		1094	0.1%
227		2126	0.1%
228		2878	0.2%
229		685	0.0%
230		648	0.0%
231		568	0.0%
232		947	0.0%
233		1169	0.1%
234		680	0.0%
235		787	0.0%
236		1205	0.1%
237		694	0.0%
238		859	0.0%
239		494	0.0%
240		489	0.0%
241		691	0.0%
242		795	0.0%
243		880	0.0%
244		682	0.0%
245		748	0.0%
246		501	0.0%
247		1234	0.1%
248		797	0.0%
249		739	0.0%
250		738	0.0%

**File : 11 Karnataka****# V\_C: VILLAGE CODE**

<b>Value</b>	<b>Label</b>	<b>Cases</b>	<b>Percentage</b>
251		590	0.0%
252		429	0.0%
253		421	0.0%
254		764	0.0%
255		631	0.0%
256		311	0.0%
257		2297	0.1%
258		2482	0.1%
259		423	0.0%
260		613	0.0%
261		412	0.0%
262		532	0.0%
263		953	0.0%
264		465	0.0%
265		610	0.0%
266		426	0.0%
267		1915	0.1%
268		1023	0.1%
269		510	0.0%
270		310	0.0%
271		368	0.0%
272		344	0.0%
273		327	0.0%
274		453	0.0%
275		562	0.0%
276		484	0.0%
277		1068	0.1%
278		651	0.0%
279		443	0.0%
280		443	0.0%
281		418	0.0%
282		300	0.0%
283		241	0.0%
284		391	0.0%
285		473	0.0%
286		568	0.0%
287		784	0.0%
288		448	0.0%
289		269	0.0%
290		310	0.0%
291		365	0.0%
292		413	0.0%
293		315	0.0%

**File : 11 Karnataka****# V\_C: VILLAGE CODE**

<b>Value</b>	<b>Label</b>	<b>Cases</b>	<b>Percentage</b>
294		845	0.0%
295		404	0.0%
296		646	0.0%
297		2121	0.1%
298		231	0.0%
299		513	0.0%
300		297	0.0%
301		371	0.0%
302		392	0.0%
303		469	0.0%
304		217	0.0%
305		497	0.0%
306		312	0.0%
307		1130	0.1%
308		311	0.0%
309		451	0.0%
310		160	0.0%
311		333	0.0%
312		361	0.0%
313		314	0.0%
314		615	0.0%
315		215	0.0%
316		227	0.0%
317		731	0.0%
318		290	0.0%
319		277	0.0%
320		234	0.0%
321		210	0.0%
322		181	0.0%
323		502	0.0%
324		269	0.0%
325		124	0.0%
326		187	0.0%
327		843	0.0%
328		229	0.0%
329		376	0.0%
330		348	0.0%
331		253	0.0%
332		271	0.0%
333		226	0.0%
334		143	0.0%
335		114	0.0%
336		221	0.0%

## File : 11 Karnataka

### # V\_C: VILLAGE CODE

Value	Label	Cases	Percentage
337		2557	0.1%
338		207	0.0%
339		283	0.0%
340		281	0.0%
341		122	0.0%
342		112	0.0%
343		192	0.0%
344		237	0.0%
345		343	0.0%
346		206	0.0%
347		185	0.0%
348		89	0.0%
349		98	0.0%
350		108	0.0%
351		192	0.0%
352		152	0.0%
353		196	0.0%
354		115	0.0%
355		185	0.0%
356		196	0.0%
357		87	0.0%
358		160	0.0%
359		114	0.0%
360		184	0.0%
361		217	0.0%
362		183	0.0%
363		225	0.0%
364		178	0.0%
365		228	0.0%
366		38	0.0%
367		78	0.0%
368		83	0.0%
369		104	0.0%
370		59	0.0%
371		96	0.0%
372		66	0.0%
373		60	0.0%
374		67	0.0%
375		45	0.0%
376		38	0.0%
377		108	0.0%
378		43	0.0%
379		39	0.0%

## File : 11 Karnataka

### # V\_C: VILLAGE CODE

Value	Label	Cases	Percentage
380		124	0.0%
381		130	0.0%
382		116	0.0%
383		55	0.0%
384		59	0.0%
385		37	0.0%
386		6	0.0%
387		40	0.0%
388		29	0.0%
389		4	0.0%
390		1	0.0%
391		1	0.0%
392		4	0.0%
393		6	0.0%
394		4	0.0%
395		1	0.0%
396		1	0.0%
397		1	0.0%
398		1	0.0%
399		1	0.0%
400		4	0.0%
401		3	0.0%
402		6	0.0%
403		1	0.0%
404		14	0.0%
405		1	0.0%
406		16	0.0%
407		5	0.0%

Warning: these figures indicate the number of cases found in the data file. They cannot be interpreted as summary statistics of the population of interest.

### # WARD: WARD CODE

Value	Label	Cases	Percentage
000		1755849	91.9%
001		12823	0.7%
002		12776	0.7%
003		11815	0.6%
004		8673	0.5%
005		9779	0.5%
006		6186	0.3%
007		6996	0.4%
008		3865	0.2%
009		4378	0.2%

**File : 11 Karnataka****# WARD: WARD CODE**

<b>Value</b>	<b>Label</b>	<b>Cases</b>	<b>Percentage</b>
010		4461	0.2%
011		3448	0.2%
012		6691	0.4%
013		3719	0.2%
014		3247	0.2%
015		2913	0.2%
016		3633	0.2%
017		3964	0.2%
018		2599	0.1%
019		3430	0.2%
020		2093	0.1%
021		1832	0.1%
022		3292	0.2%
023		2066	0.1%
024		925	0.0%
025		1216	0.1%
026		660	0.0%
027		990	0.1%
028		854	0.0%
029		1314	0.1%
030		854	0.0%
031		1781	0.1%
032		583	0.0%
033		609	0.0%
034		865	0.0%
035		1186	0.1%
036		490	0.0%
037		745	0.0%
038		833	0.0%
039		473	0.0%
040		465	0.0%
041		456	0.0%
042		421	0.0%
043		227	0.0%
044		813	0.0%
045		1151	0.1%
046		1086	0.1%
047		407	0.0%
048		331	0.0%
049		209	0.0%
050		708	0.0%
051		862	0.0%
052		881	0.0%

## File : 11 Karnataka

### # WARD: WARD CODE

Value	Label	Cases	Percentage
053		185	0.0%
054		142	0.0%
055		282	0.0%
056		1042	0.1%
057		551	0.0%
058		272	0.0%
059		1148	0.1%
060		249	0.0%
061		416	0.0%
062		571	0.0%
063		220	0.0%
064		326	0.0%
065		241	0.0%
066		134	0.0%
067		254	0.0%
068		303	0.0%
069		1063	0.1%
070		186	0.0%
071		84	0.0%
072		141	0.0%
073		6	0.0%
074		21	0.0%
075		33	0.0%
076		135	0.0%
077		9	0.0%
078		36	0.0%
079		27	0.0%
080		167	0.0%
081		3	0.0%
082		3	0.0%
083		103	0.0%
084		12	0.0%
085		7	0.0%
086		6	0.0%
087		7	0.0%
088		11	0.0%
089		39	0.0%
090		15	0.0%
091		12	0.0%
092		12	0.0%
093		20	0.0%
094		8	0.0%
095		19	0.0%



## File : 11 Karnataka

### # WARD: WARD CODE

Value	Label	Cases	Percentage
096		174	0.0%
097		1	0.0%
098		12	0.0%

Warning: these figures indicate the number of cases found in the data file. They cannot be interpreted as summary statistics of the population of interest.

### # IV\_UNIT: IV UNIT

<b>Information</b>	[Type= discrete] [Format=character] [Missing=*]
--------------------	---

<b>Statistics [NW/ W]</b>	[Valid=1911631 /-] [Invalid=0 /-]
---------------------------	-----------------------------------

Value	Label	Cases	Percentage
00		1	0.0%
000		1148170	60.1%
001		239891	12.5%
002		99644	5.2%
003		41448	2.2%
004		26189	1.4%
005		24713	1.3%
006		15823	0.8%
007		15733	0.8%
008		12339	0.6%
009		11702	0.6%
010		12651	0.7%
011		8731	0.5%
012		8827	0.5%
013		8906	0.5%
014		4855	0.3%
015		9485	0.5%
016		4281	0.2%
017		5541	0.3%
018		6269	0.3%
019		5672	0.3%
020		3712	0.2%
021		3655	0.2%
022		3058	0.2%
023		3018	0.2%
024		1419	0.1%
025		2772	0.1%
026		1541	0.1%
027		1824	0.1%
028		2346	0.1%
029		1866	0.1%
030		1931	0.1%
031		2694	0.1%
032		1473	0.1%
033		1555	0.1%

**File : 11 Karnataka****# IV\_UNIT: IV UNIT**

<b>Value</b>	<b>Label</b>	<b>Cases</b>	<b>Percentage</b>
034		1855	0.1%
035		1363	0.1%
036		1354	0.1%
037		1525	0.1%
038		1844	0.1%
039		1089	0.1%
040		4484	0.2%
041		1594	0.1%
042		1605	0.1%
043		1503	0.1%
044		2928	0.2%
045		2019	0.1%
046		2268	0.1%
047		3363	0.2%
048		5718	0.3%
049		744	0.0%
050		1245	0.1%
051		926	0.0%
052		1176	0.1%
053		529	0.0%
054		678	0.0%
055		505	0.0%
056		1405	0.1%
057		1343	0.1%
058		1717	0.1%
059		1408	0.1%
060		1167	0.1%
061		1282	0.1%
062		984	0.1%
063		716	0.0%
064		580	0.0%
065		945	0.0%
066		2435	0.1%
067		1385	0.1%
068		883	0.0%
069		872	0.0%
070		236	0.0%
071		2297	0.1%
072		967	0.1%
073		533	0.0%
074		1374	0.1%
075		3651	0.2%
076		671	0.0%

**File : 11 Karnataka****# IV\_UNIT: IV UNIT**

<b>Value</b>	<b>Label</b>	<b>Cases</b>	<b>Percentage</b>
077		745	0.0%
078		1049	0.1%
079		576	0.0%
080		2369	0.1%
081		1243	0.1%
082		566	0.0%
083		1129	0.1%
084		1527	0.1%
085		570	0.0%
086		805	0.0%
087		1104	0.1%
088		1535	0.1%
089		728	0.0%
090		1794	0.1%
091		353	0.0%
092		599	0.0%
093		1765	0.1%
094		529	0.0%
095		1133	0.1%
096		1600	0.1%
097		1442	0.1%
098		368	0.0%
099		979	0.1%
100		596	0.0%
101		715	0.0%
102		723	0.0%
103		1391	0.1%
104		608	0.0%
105		1347	0.1%
106		572	0.0%
107		2254	0.1%
108		599	0.0%
109		1019	0.1%
110		633	0.0%
111		703	0.0%
112		605	0.0%
113		1570	0.1%
114		635	0.0%
115		922	0.0%
116		630	0.0%
117		429	0.0%
118		591	0.0%
119		838	0.0%

**File : 11 Karnataka****# IV\_UNIT: IV UNIT**

<b>Value</b>	<b>Label</b>	<b>Cases</b>	<b>Percentage</b>
120		344	0.0%
121		358	0.0%
122		677	0.0%
123		385	0.0%
124		466	0.0%
125		1002	0.1%
126		576	0.0%
127		458	0.0%
128		362	0.0%
129		724	0.0%
130		394	0.0%
131		1627	0.1%
132		2009	0.1%
133		2055	0.1%
134		427	0.0%
135		665	0.0%
136		570	0.0%
137		2472	0.1%
138		527	0.0%
139		743	0.0%
140		799	0.0%
141		622	0.0%
142		866	0.0%
143		1192	0.1%
144		402	0.0%
145		1388	0.1%
146		368	0.0%
147		700	0.0%
148		862	0.0%
149		1698	0.1%
150		331	0.0%
151		569	0.0%
152		1178	0.1%
153		435	0.0%
154		470	0.0%
155		627	0.0%
156		729	0.0%
157		1456	0.1%
158		1078	0.1%
159		339	0.0%
160		270	0.0%
161		492	0.0%
162		501	0.0%

**File : 11 Karnataka****# IV\_UNIT: IV UNIT**

<b>Value</b>	<b>Label</b>	<b>Cases</b>	<b>Percentage</b>
163		49	0.0%
164		314	0.0%
165		5	0.0%
166		125	0.0%
167		415	0.0%
168		479	0.0%
169		151	0.0%
170		169	0.0%
171		722	0.0%
172		596	0.0%
173		444	0.0%
175		754	0.0%
176		38	0.0%
177		12	0.0%
178		181	0.0%
179		122	0.0%
180		21	0.0%
181		510	0.0%
182		202	0.0%
183		322	0.0%
184		24	0.0%
185		76	0.0%
186		40	0.0%
187		293	0.0%
188		323	0.0%
189		192	0.0%
190		18	0.0%
191		69	0.0%
192		21	0.0%
193		352	0.0%
194		338	0.0%
195		421	0.0%
196		1429	0.1%
197		12	0.0%
198		12	0.0%
199		162	0.0%
200		789	0.0%
201		38	0.0%
202		35	0.0%
203		164	0.0%
204		153	0.0%
205		216	0.0%
206		498	0.0%

## File : 11 Karnataka

### # IV\_UNIT: IV UNIT

Value	Label	Cases	Percentage
207		639	0.0%
208		503	0.0%
209		489	0.0%
210		1266	0.1%
211		1350	0.1%
212		314	0.0%
213		447	0.0%
214		596	0.0%
215		783	0.0%
216		278	0.0%
217		454	0.0%
218		257	0.0%
219		416	0.0%
220		43	0.0%
221		360	0.0%
222		580	0.0%
223		72	0.0%
224		170	0.0%
225		568	0.0%
226		448	0.0%
227		491	0.0%
228		463	0.0%
229		12	0.0%
230		251	0.0%
231		536	0.0%
232		499	0.0%
233		81	0.0%
234		643	0.0%
235		313	0.0%
300		1	0.0%

Warning: these figures indicate the number of cases found in the data file. They cannot be interpreted as summary statistics of the population of interest.

### # UFS\_BLOCK: UFS BLOCK

<b>Information</b>	[Type= discrete] [Format=character] [Missing=*]		
<b>Statistics [NW/ W]</b>	[Valid=1911631 /-] [Invalid=0 /-]		
Value	Label	Cases	Percentage
00		1151028	60.2%
01		52949	2.8%
02		45564	2.4%
03		46070	2.4%
04		43950	2.3%
05		43787	2.3%
06		41009	2.1%
07		41362	2.2%

## File : 11 Karnataka

### # UFS\_BLOCK: UFS BLOCK

Value	Label	Cases	Percentage
08		36468	1.9%
09		32380	1.7%
10		32397	1.7%
11		30458	1.6%
12		29735	1.6%
13		29069	1.5%
14		26003	1.4%
15		25047	1.3%
16		23227	1.2%
17		22566	1.2%
18		20955	1.1%
19		18732	1.0%
20		18198	1.0%
21		15137	0.8%
22		14015	0.7%
23		13147	0.7%
24		9740	0.5%
25		8777	0.5%
26		8069	0.4%
27		6869	0.4%
28		6259	0.3%
29		4074	0.2%
30		3616	0.2%
31		2468	0.1%
32		1900	0.1%
33		1430	0.1%
34		1290	0.1%
35		580	0.0%
36		1392	0.1%
37		773	0.0%
38		210	0.0%
39		45	0.0%
40		68	0.0%
41		118	0.0%
42		106	0.0%
43		9	0.0%
44		92	0.0%
45		71	0.0%
46		81	0.0%
47		38	0.0%
48		48	0.0%
49		18	0.0%
50		42	0.0%

## File : 11 Karnataka

### # UFS\_BLOCK: UFS BLOCK

Value	Label	Cases	Percentage
51		32	0.0%
52		20	0.0%
53		17	0.0%
54		11	0.0%
55		7	0.0%
56		42	0.0%
57		20	0.0%
58		3	0.0%
59		19	0.0%
60		23	0.0%
99		1	0.0%

Warning: these figures indicate the number of cases found in the data file. They cannot be interpreted as summary statistics of the population of interest.

### # P\_NO: PAGE NO

<b>Information</b>	[Type= discrete] [Format=character] [Missing=*]
<b>Statistics [NW/ W]</b>	[Valid=1911631 /-] [Invalid=0 /-]

Value	Label	Cases	Percentage
0		387	0.0%
000		44	0.0%
001		241519	12.6%
002		193854	10.1%
003		158085	8.3%
004		134372	7.0%
005		110503	5.8%
006		95506	5.0%
007		81290	4.3%
008		71492	3.7%
009		62174	3.3%
010		55585	2.9%
011		48823	2.6%
012		43786	2.3%
013		39092	2.0%
014		35254	1.8%
015		31663	1.7%
016		29136	1.5%
017		26459	1.4%
018		24621	1.3%
019		22637	1.2%
020		20932	1.1%
021		19372	1.0%
022		18010	0.9%
023		16687	0.9%
024		15569	0.8%
025		14636	0.8%



## File : 11 Karnataka

# P\_NO: PAGE NO

Value	Label	Cases	Percentage
026		13739	0.7%
027		12834	0.7%
028		12043	0.6%
029		11303	0.6%
030		10692	0.6%
031		10172	0.5%
032		9562	0.5%
033		8929	0.5%
034		8521	0.4%
035		8003	0.4%
036		7649	0.4%
037		7128	0.4%
038		6859	0.4%
039		6381	0.3%
040		6143	0.3%
041		5757	0.3%
042		5533	0.3%
043		5204	0.3%
044		4904	0.3%
045		4680	0.2%
046		4488	0.2%
047		4294	0.2%
048		4111	0.2%
049		3907	0.2%
050		3855	0.2%
051		3638	0.2%
052		3462	0.2%
053		3267	0.2%
054		3212	0.2%
055		3040	0.2%
056		2948	0.2%
057		2879	0.2%
058		2745	0.1%
059		2905	0.2%
060		2505	0.1%
061		2436	0.1%
062		2342	0.1%
063		2268	0.1%
064		2178	0.1%
065		2093	0.1%
066		2089	0.1%
067		2002	0.1%
068		1931	0.1%

**File : 11 Karnataka**

# P\_NO: PAGE NO

Value	Label	Cases	Percentage
069		1938	0.1%
070		1827	0.1%
071		1754	0.1%
072		1712	0.1%
073		1680	0.1%
074		1635	0.1%
075		1518	0.1%
076		1511	0.1%
077		1424	0.1%
078		1425	0.1%
079		1350	0.1%
080		1303	0.1%
081		1312	0.1%
082		1237	0.1%
083		1159	0.1%
084		1115	0.1%
085		1083	0.1%
086		1085	0.1%
087		1010	0.1%
088		1005	0.1%
089		969	0.1%
090		986	0.1%
091		910	0.0%
092		928	0.0%
093		856	0.0%
094		822	0.0%
095		794	0.0%
096		800	0.0%
097		772	0.0%
098		747	0.0%
099		750	0.0%
1		1	0.0%
100		751	0.0%
101		714	0.0%
102		668	0.0%
103		700	0.0%
104		709	0.0%
105		637	0.0%
106		643	0.0%
107		652	0.0%
108		635	0.0%
109		609	0.0%
110		561	0.0%

**File : 11 Karnataka**

# P\_NO: PAGE NO

Value	Label	Cases	Percentage
111		541	0.0%
112		549	0.0%
113		532	0.0%
114		500	0.0%
115		491	0.0%
116		488	0.0%
117		468	0.0%
118		465	0.0%
119		473	0.0%
120		456	0.0%
121		445	0.0%
122		440	0.0%
123		431	0.0%
124		430	0.0%
125		410	0.0%
126		397	0.0%
127		415	0.0%
128		397	0.0%
129		373	0.0%
130		367	0.0%
131		356	0.0%
132		353	0.0%
133		319	0.0%
134		321	0.0%
135		309	0.0%
136		293	0.0%
137		266	0.0%
138		269	0.0%
139		229	0.0%
140		229	0.0%
141		221	0.0%
142		218	0.0%
143		215	0.0%
144		220	0.0%
145		186	0.0%
146		193	0.0%
147		195	0.0%
148		179	0.0%
149		153	0.0%
150		168	0.0%
151		142	0.0%
152		149	0.0%
153		167	0.0%

**File : 11 Karnataka**

# P\_NO: PAGE NO

Value	Label	Cases	Percentage
154		165	0.0%
155		139	0.0%
156		137	0.0%
157		140	0.0%
158		144	0.0%
159		145	0.0%
160		141	0.0%
161		128	0.0%
162		127	0.0%
163		120	0.0%
164		114	0.0%
165		118	0.0%
166		112	0.0%
167		111	0.0%
168		94	0.0%
169		89	0.0%
170		90	0.0%
171		83	0.0%
172		89	0.0%
173		83	0.0%
174		84	0.0%
175		84	0.0%
176		78	0.0%
177		69	0.0%
178		82	0.0%
179		73	0.0%
180		59	0.0%
181		58	0.0%
182		56	0.0%
183		55	0.0%
184		52	0.0%
185		53	0.0%
186		58	0.0%
187		60	0.0%
188		61	0.0%
189		72	0.0%
190		58	0.0%
191		60	0.0%
192		65	0.0%
193		65	0.0%
194		58	0.0%
195		59	0.0%
196		64	0.0%

**File : 11 Karnataka**

# P\_NO: PAGE NO

Value	Label	Cases	Percentage
197		60	0.0%
198		55	0.0%
199		57	0.0%
200		51	0.0%
201		48	0.0%
202		48	0.0%
203		44	0.0%
204		38	0.0%
205		42	0.0%
206		42	0.0%
207		39	0.0%
208		37	0.0%
209		30	0.0%
210		30	0.0%
211		30	0.0%
212		30	0.0%
213		34	0.0%
214		30	0.0%
215		29	0.0%
216		30	0.0%
217		25	0.0%
218		30	0.0%
219		30	0.0%
220		30	0.0%
221		30	0.0%
222		30	0.0%
223		30	0.0%
224		30	0.0%
225		30	0.0%
226		29	0.0%
227		30	0.0%
228		30	0.0%
229		30	0.0%
230		30	0.0%
231		27	0.0%
232		31	0.0%
233		29	0.0%
234		38	0.0%
235		30	0.0%
236		30	0.0%
237		25	0.0%
238		24	0.0%
239		25	0.0%

**File : 11 Karnataka**

# P\_NO: PAGE NO

Value	Label	Cases	Percentage
240		23	0.0%
241		23	0.0%
242		23	0.0%
243		20	0.0%
244		18	0.0%
245		18	0.0%
246		18	0.0%
247		12	0.0%
248		12	0.0%
249		12	0.0%
250		12	0.0%
251		12	0.0%
252		12	0.0%
253		14	0.0%
254		12	0.0%
255		12	0.0%
256		12	0.0%
257		12	0.0%
258		12	0.0%
259		16	0.0%
260		12	0.0%
261		13	0.0%
262		8	0.0%
263		14	0.0%
264		12	0.0%
265		12	0.0%
266		12	0.0%
267		12	0.0%
268		7	0.0%
269		12	0.0%
270		12	0.0%
271		12	0.0%
272		12	0.0%
273		12	0.0%
274		12	0.0%
275		12	0.0%
276		8	0.0%
277		12	0.0%
278		11	0.0%
279		12	0.0%
280		12	0.0%
281		12	0.0%
282		12	0.0%

**File : 11 Karnataka**

# P\_NO: PAGE NO

Value	Label	Cases	Percentage
283		15	0.0%
284		9	0.0%
285		12	0.0%
286		12	0.0%
287		12	0.0%
288		12	0.0%
289		12	0.0%
290		12	0.0%
291		11	0.0%
292		13	0.0%
293		16	0.0%
294		11	0.0%
295		12	0.0%
296		14	0.0%
297		12	0.0%
298		12	0.0%
299		12	0.0%
300		15	0.0%
301		9	0.0%
302		12	0.0%
303		12	0.0%
304		12	0.0%
305		12	0.0%
306		11	0.0%
307		12	0.0%
308		6	0.0%
309		6	0.0%
310		6	0.0%
311		6	0.0%
312		5	0.0%
313		8	0.0%
314		6	0.0%
315		4	0.0%
316		11	0.0%
317		6	0.0%
318		6	0.0%
319		6	0.0%
320		6	0.0%
321		7	0.0%
322		6	0.0%
323		6	0.0%
324		6	0.0%
325		6	0.0%

## File : 11 Karnataka

### # P\_NO: PAGE NO

Value	Label	Cases	Percentage
326		3	0.0%
327		7	0.0%
332		1	0.0%
342		1	0.0%
344		2	0.0%
345		1	0.0%
347		4	0.0%
389		6	0.0%
405		8	0.0%
412		1	0.0%
438		1	0.0%
439		4	0.0%
440		1	0.0%
458		5	0.0%
501		3	0.0%
507		1	0.0%
612		6	0.0%
630		1	0.0%
638		4	0.0%
685		2	0.0%
711		1	0.0%
741		5	0.0%
746		1	0.0%
787		5	0.0%
854		1	0.0%
983		6	0.0%

Warning: these figures indicate the number of cases found in the data file. They cannot be interpreted as summary statistics of the population of interest.

### # LINE\_NO: LINE NUMBER

<b>Information</b>	[Type= discrete] [Format=character] [Missing=*]
<b>Statistics [NW/ W]</b>	[Valid=1911631 /-] [Invalid=0 /-]

### # PREM\_S: PREMISES STATUS

<b>Information</b>	[Type= discrete] [Format=character] [Missing=*]
<b>Statistics [NW/ W]</b>	[Valid=1911631 /-] [Invalid=0 /-]

Value	Label	Cases	Percentage
1	Without premises	208958	10.9%
2	With Premises	1702673	89.1%

Warning: these figures indicate the number of cases found in the data file. They cannot be interpreted as summary statistics of the population of interest.

### # SRL\_NO: RUNNING SERIAL NUMBER

<b>Information</b>	[Type= discrete] [Format=character] [Missing=*]
<b>Statistics [NW/ W]</b>	[Valid=1911631 /-] [Invalid=0 /-]



## File : 11 Karnataka

### # NIC: NIC

**Information** [Type= discrete] [Format=character] [Missing=\*]

**Statistics [NW/ W]** [Valid=1911631 /-] [Invalid=0 /-]

*Frequency table not shown (1338 Modalities)*

### # AGRI\_NON\_AGRI: AGRI.AND NON-AGRI.

**Information** [Type= discrete] [Format=character] [Missing=\*]

**Statistics [NW/ W]** [Valid=1911631 /-] [Invalid=0 /-]

Value	Label	Cases	Percentage
1	Agriculture	263899	13.8%
2	Non-Agriculture	1647732	86.2%

*Warning: these figures indicate the number of cases found in the data file. They cannot be interpreted as summary statistics of the population of interest.*

### # NOP: NATURE OF OPERATION

**Information** [Type= discrete] [Format=character] [Missing=\*]

**Statistics [NW/ W]** [Valid=1911631 /-] [Invalid=0 /-]

Value	Label	Cases	Percentage
1	Perennial	1724134	90.2%
2	Non-Perennial	187497	9.8%

*Warning: these figures indicate the number of cases found in the data file. They cannot be interpreted as summary statistics of the population of interest.*

### # OWN\_SHIP: OWNERSHIP CODE

**Information** [Type= discrete] [Format=character] [Missing=\*]

**Statistics [NW/ W]** [Valid=1911631 /-] [Invalid=0 /-]

Value	Label	Cases	Percentage
1	Private Non-Profit Institutions	85180	4.5%
2	Private Others	1689117	88.4%
3	Co-operatives	21742	1.1%
4	Governments	115592	6.0%

*Warning: these figures indicate the number of cases found in the data file. They cannot be interpreted as summary statistics of the population of interest.*

### # SG: SOCIAL GROUP CODE

**Information** [Type= discrete] [Format=character] [Missing=\*]

**Statistics [NW/ W]** [Valid=1911631 /-] [Invalid=0 /-]

Value	Label	Cases	Percentage
1	ST Female	18023	0.9%
2	ST Male	56231	2.9%
3	SC Female	20677	1.1%
4	SC Male	73539	3.8%
5	OBC Female	84524	4.4%
6	OBC Male	487189	25.5%
7	Others Female	70652	3.7%
8	Others Male	878282	45.9%
9	Other than private enterprises	222514	11.6%

*Warning: these figures indicate the number of cases found in the data file. They cannot be interpreted as summary statistics of the population of interest.*

## File : 11 Karnataka

### # P\_F\_USED: POWER/FUEL USED

**Information** [Type= discrete] [Format=character] [Missing=\*]

**Statistics [NW/ W]** [Valid=1911631 /-] [Invalid=0 /-]

Value	Label	Cases	Percentage
0	Without power	1573817	82.3%
1	Electricity	151140	7.9%
2	Coal/soft coke	19512	1.0%
3	Patrol/Diesel	25175	1.3%
4	LPG/Natural Gas	9668	0.5%
5	Fire wood	73437	3.8%
6	Kerosene	33169	1.7%
7	Animal power	3536	0.2%
8	"Non-conventional energy (bio-gas, solar & wind energy)	3065	0.2%
9	Others	19112	1.0%

*Warning: these figures indicate the number of cases found in the data file. They cannot be interpreted as summary statistics of the population of interest.*

### # Y\_OPRA: YEAR OF OPERATION

**Information** [Type= discrete] [Format=character] [Missing=\*]

**Statistics [NW/ W]** [Valid=1911631 /-] [Invalid=0 /-]

Value	Label	Cases	Percentage
0	Less than 1 year	34403	1.8%
1	Completed 1 year	84356	4.4%
2	Completed 2 years	147819	7.7%
3	Completed 3 years	143595	7.5%
4	Completed 4 years	162938	8.5%
5	Completed 5 years	200683	10.5%
6	Completed 6 years	140175	7.3%
7	Completed 7 years	52306	2.7%
8	Completed 8 years	96104	5.0%
9	Completed 9 years or more	849252	44.4%

*Warning: these figures indicate the number of cases found in the data file. They cannot be interpreted as summary statistics of the population of interest.*

### # REGISN: REGISTRATION CODE

**Information** [Type= discrete] [Format=character] [Missing=\*]

**Statistics [NW/ W]** [Valid=1911631 /-] [Invalid=0 /-]

Value	Label	Cases	Percentage
0		448	0.0%
00		1843700	96.4%
03		1	0.0%
11		19835	1.0%
12		102	0.0%
13		25	0.0%
14		8	0.0%
15		16	0.0%
16		55	0.0%

## File : 11 Karnataka

### # REGISN: REGISTRATION CODE

Value	Label	Cases	Percentage
18		8	0.0%
19		12	0.0%
22		14257	0.7%
23		8	0.0%
24		7	0.0%
25		11	0.0%
26		2	0.0%
28		2	0.0%
29		7	0.0%
33		9150	0.5%
34		10	0.0%
35		10	0.0%
44		7795	0.4%
45		1	0.0%
46		62	0.0%
47		1	0.0%
55		3710	0.2%
56		1	0.0%
58		1	0.0%
66		2616	0.1%
67		1	0.0%
69		1	0.0%
77		170	0.0%
88		2195	0.1%
99		7403	0.4%

Warning: these figures indicate the number of cases found in the data file. They cannot be interpreted as summary statistics of the population of interest.

### # SOF: SOURCE OF FINANCE

<b>Information</b>	[Type= discrete] [Format=character] [Missing=*]
<b>Statistics [NW/ W]</b>	[Valid=1911631 /-] [Invalid=0 /-]

Value	Label	Cases	Percentage
1	Assistance under IRDP	31163	1.6%
2	Assistance under other poverty alleviation programs(TRYSEM/ DWCARA/toll kits)	16528	0.9%
3	Borrowing from institutions	71189	3.7%
4	Borrowing from non-instituions	55218	2.9%
5	Self financing	1380224	72.2%
6	Others	357309	18.7%

Warning: these figures indicate the number of cases found in the data file. They cannot be interpreted as summary statistics of the population of interest.

### # T\_ADULT\_M: TOTAL ADULT MALE

<b>Information</b>	[Type= discrete] [Format=character] [Missing=*]
<b>Statistics [NW/ W]</b>	[Valid=1911631 /-] [Invalid=0 /-]

## File : 11 Karnataka

### # T\_ADULT\_M: TOTAL ADULT MALE

Value	Label	Cases	Percentage
00000		197679	10.3%
00001		1089739	57.0%
00002		332552	17.4%
00003		115408	6.0%
00004		66883	3.5%
00005		32029	1.7%
00006		22737	1.2%
00007		9913	0.5%
00008		9747	0.5%
00009		4784	0.3%
00010		6882	0.4%
00011		2706	0.1%
00012		3039	0.2%
00013		1401	0.1%
00014		1273	0.1%
00015		2173	0.1%
00016		1234	0.1%
00017		573	0.0%
00018		829	0.0%
00019		443	0.0%
00020		1390	0.1%
00021		561	0.0%
00022		462	0.0%
00023		275	0.0%
00024		287	0.0%
00025		656	0.0%
00026		375	0.0%
00027		191	0.0%
00028		229	0.0%
00029		151	0.0%
00030		478	0.0%
00031		244	0.0%
00032		191	0.0%
00033		116	0.0%
00034		123	0.0%
00035		207	0.0%
00036		136	0.0%
00037		93	0.0%
00038		110	0.0%
00039		78	0.0%
00040		265	0.0%
00041		83	0.0%
00042		91	0.0%

**File : 11 Karnataka****# T\_ADULT\_M: TOTAL ADULT MALE**

<b>Value</b>	<b>Label</b>	<b>Cases</b>	<b>Percentage</b>
00043		59	0.0%
00044		63	0.0%
00045		110	0.0%
00046		54	0.0%
00047		62	0.0%
00048		49	0.0%
00049		52	0.0%
00050		196	0.0%
00051		103	0.0%
00052		50	0.0%
00053		47	0.0%
00054		29	0.0%
00055		54	0.0%
00056		36	0.0%
00057		29	0.0%
00058		41	0.0%
00059		20	0.0%
00060		167	0.0%
00061		30	0.0%
00062		35	0.0%
00063		30	0.0%
00064		24	0.0%
00065		34	0.0%
00066		18	0.0%
00067		20	0.0%
00068		21	0.0%
00069		24	0.0%
00070		49	0.0%
00071		16	0.0%
00072		23	0.0%
00073		14	0.0%
00074		13	0.0%
00075		35	0.0%
00076		18	0.0%
00077		10	0.0%
00078		11	0.0%
00079		12	0.0%
00080		48	0.0%
00081		13	0.0%
00082		16	0.0%
00083		10	0.0%
00084		10	0.0%
00085		22	0.0%

## File : 11 Karnataka

### # T\_ADULT\_M: TOTAL ADULT MALE

Value	Label	Cases	Percentage
00086		9	0.0%
00087		6	0.0%
00088		7	0.0%
00089		5	0.0%
00090		25	0.0%
00091		11	0.0%
00092		13	0.0%
00093		6	0.0%
00094		10	0.0%
00095		16	0.0%
00096		10	0.0%
00097		3	0.0%
00098		10	0.0%
00099		11	0.0%
00100		71	0.0%
00101		22	0.0%
00102		10	0.0%
00103		11	0.0%
00104		5	0.0%
00105		11	0.0%
00106		2	0.0%
00107		3	0.0%
00108		8	0.0%
00109		5	0.0%
00110		16	0.0%
00111		4	0.0%
00112		8	0.0%
00113		1	0.0%
00114		3	0.0%
00115		8	0.0%
00116		3	0.0%
00117		4	0.0%
00118		7	0.0%
00119		5	0.0%
00120		17	0.0%
00121		1	0.0%
00122		4	0.0%
00123		6	0.0%
00124		3	0.0%
00125		7	0.0%
00126		3	0.0%
00127		6	0.0%
00128		4	0.0%

**File : 11 Karnataka****# T\_ADULT\_M: TOTAL ADULT MALE**

<b>Value</b>	<b>Label</b>	<b>Cases</b>	<b>Percentage</b>
00129		1	0.0%
00130		13	0.0%
00131		2	0.0%
00132		1	0.0%
00133		4	0.0%
00134		1	0.0%
00135		10	0.0%
00136		1	0.0%
00137		3	0.0%
00138		1	0.0%
00139		10	0.0%
00140		17	0.0%
00141		4	0.0%
00142		6	0.0%
00143		1	0.0%
00144		7	0.0%
00145		6	0.0%
00146		2	0.0%
00147		2	0.0%
00150		43	0.0%
00151		12	0.0%
00152		3	0.0%
00153		1	0.0%
00154		4	0.0%
00155		4	0.0%
00156		1	0.0%
00157		3	0.0%
00158		5	0.0%
00159		2	0.0%
00160		4	0.0%
00162		4	0.0%
00163		3	0.0%
00164		1	0.0%
00165		4	0.0%
00166		1	0.0%
00167		2	0.0%
00168		2	0.0%
00169		3	0.0%
00170		5	0.0%
00171		2	0.0%
00172		1	0.0%
00173		4	0.0%
00174		3	0.0%

**File : 11 Karnataka****# T\_ADULT\_M: TOTAL ADULT MALE**

<b>Value</b>	<b>Label</b>	<b>Cases</b>	<b>Percentage</b>
00175		5	0.0%
00176		4	0.0%
00177		1	0.0%
00178		2	0.0%
00180		11	0.0%
00181		1	0.0%
00182		3	0.0%
00183		2	0.0%
00185		7	0.0%
00186		2	0.0%
00187		1	0.0%
00188		1	0.0%
00189		2	0.0%
00190		3	0.0%
00191		1	0.0%
00192		2	0.0%
00193		2	0.0%
00194		4	0.0%
00195		1	0.0%
00196		1	0.0%
00198		2	0.0%
00199		2	0.0%
00200		18	0.0%
00201		6	0.0%
00203		1	0.0%
00204		1	0.0%
00205		4	0.0%
00206		1	0.0%
00208		2	0.0%
00210		1	0.0%
00212		2	0.0%
00214		2	0.0%
00215		1	0.0%
00218		1	0.0%
00220		1	0.0%
00221		2	0.0%
00222		2	0.0%
00223		1	0.0%
00227		4	0.0%
00229		2	0.0%
00230		3	0.0%
00231		1	0.0%
00233		1	0.0%



**File : 11 Karnataka****# T\_ADULT\_M: TOTAL ADULT MALE**

Value	Label	Cases	Percentage
00234		1	0.0%
00237		2	0.0%
00238		2	0.0%
00239		1	0.0%
00240		7	0.0%
00241		5	0.0%
00242		1	0.0%
00243		3	0.0%
00244		1	0.0%
00245		1	0.0%
00246		1	0.0%
00249		1	0.0%
00250		16	0.0%
00251		1	0.0%
00255		1	0.0%
00256		1	0.0%
00260		2	0.0%
00265		1	0.0%
00268		1	0.0%
00269		1	0.0%
00270		2	0.0%
00271		1	0.0%
00272		1	0.0%
00273		1	0.0%
00275		1	0.0%
00276		2	0.0%
00280		6	0.0%
00283		1	0.0%
00284		1	0.0%
00285		3	0.0%
00289		1	0.0%
00290		2	0.0%
00292		1	0.0%
00294		1	0.0%
00296		1	0.0%
00300		13	0.0%
00301		3	0.0%
00302		3	0.0%
00303		2	0.0%
00310		1	0.0%
00321		3	0.0%
00323		1	0.0%
00325		1	0.0%

**File : 11 Karnataka****# T\_ADULT\_M: TOTAL ADULT MALE**

<b>Value</b>	<b>Label</b>	<b>Cases</b>	<b>Percentage</b>
00328		1	0.0%
00331		1	0.0%
00333		1	0.0%
00335		1	0.0%
00336		1	0.0%
00337		1	0.0%
00339		1	0.0%
00340		2	0.0%
00343		1	0.0%
00344		1	0.0%
00350		2	0.0%
00353		1	0.0%
00356		1	0.0%
00358		1	0.0%
00360		1	0.0%
00364		1	0.0%
00365		2	0.0%
00372		1	0.0%
00376		1	0.0%
00378		1	0.0%
00381		3	0.0%
00384		1	0.0%
00386		1	0.0%
00388		2	0.0%
00392		1	0.0%
00393		2	0.0%
00398		1	0.0%
00400		5	0.0%
00401		2	0.0%
00402		1	0.0%
00409		1	0.0%
00415		1	0.0%
00416		1	0.0%
00417		1	0.0%
00422		1	0.0%
00431		1	0.0%
00435		1	0.0%
00437		1	0.0%
00450		3	0.0%
00451		1	0.0%
00456		2	0.0%
00460		2	0.0%
00462		1	0.0%

**File : 11 Karnataka****# T\_ADULT\_M: TOTAL ADULT MALE**

<b>Value</b>	<b>Label</b>	<b>Cases</b>	<b>Percentage</b>
00467		1	0.0%
00470		1	0.0%
00476		1	0.0%
00480		1	0.0%
00484		1	0.0%
00491		2	0.0%
00498		1	0.0%
00500		9	0.0%
00501		2	0.0%
00502		1	0.0%
00510		1	0.0%
00511		1	0.0%
00515		1	0.0%
00520		1	0.0%
00522		1	0.0%
00525		1	0.0%
00526		1	0.0%
00545		1	0.0%
00550		5	0.0%
00559		1	0.0%
00561		2	0.0%
00565		1	0.0%
00573		1	0.0%
00578		1	0.0%
00580		2	0.0%
00590		1	0.0%
00592		1	0.0%
00600		6	0.0%
00603		1	0.0%
00620		2	0.0%
00626		1	0.0%
00627		1	0.0%
00643		1	0.0%
00649		1	0.0%
00650		1	0.0%
00660		1	0.0%
00661		1	0.0%
00675		2	0.0%
00678		1	0.0%
00685		1	0.0%
00701		1	0.0%
00702		1	0.0%
00707		1	0.0%

**File : 11 Karnataka****# T\_ADULT\_M: TOTAL ADULT MALE**

<b>Value</b>	<b>Label</b>	<b>Cases</b>	<b>Percentage</b>
00732		1	0.0%
00749		2	0.0%
00750		1	0.0%
00781		1	0.0%
00800		1	0.0%
00801		1	0.0%
00802		1	0.0%
00805		1	0.0%
00807		1	0.0%
00811		1	0.0%
00814		1	0.0%
00828		1	0.0%
00833		1	0.0%
00834		1	0.0%
00859		1	0.0%
00894		1	0.0%
00900		17	0.0%
00929		1	0.0%
00939		1	0.0%
00950		1	0.0%
00960		1	0.0%
00987		1	0.0%
01001		1	0.0%
01002		1	0.0%
01073		1	0.0%
01096		1	0.0%
01142		1	0.0%
01171		1	0.0%
01175		1	0.0%
01200		1	0.0%
01201		1	0.0%
01211		1	0.0%
01235		1	0.0%
01250		1	0.0%
01276		1	0.0%
01281		1	0.0%
01300		1	0.0%
01365		1	0.0%
01380		2	0.0%
01400		1	0.0%
01436		1	0.0%
01458		1	0.0%
01485		1	0.0%

## File : 11 Karnataka

### # T\_ADULT\_M: TOTAL ADULT MALE

Value	Label	Cases	Percentage
01500		1	0.0%
01662		1	0.0%
01683		1	0.0%
01700		1	0.0%
01724		1	0.0%
01925		1	0.0%
02000		3	0.0%
02013		1	0.0%
02050		1	0.0%
02164		1	0.0%
02220		1	0.0%
02308		1	0.0%
02500		1	0.0%
02997		1	0.0%
03010		1	0.0%
05533		1	0.0%
07099		1	0.0%
1		3	0.0%
2		1	0.0%
4		1	0.0%

Warning: these figures indicate the number of cases found in the data file. They cannot be interpreted as summary statistics of the population of interest.

### # T\_ADULT\_F: TOTAL ADULT FEMALE

<b>Information</b>	[Type= discrete] [Format=character] [Missing=*]
--------------------	---

<b>Statistics [NW/ W]</b>	[Valid=1911631 /-] [Invalid=0 /-]
---------------------------	-----------------------------------

Value	Label	Cases	Percentage
0		3	0.0%
00000		1234311	64.6%
00001		448385	23.5%
00002		138365	7.2%
00003		40156	2.1%
00004		19484	1.0%
00005		9239	0.5%
00006		6539	0.3%
00007		2430	0.1%
00008		3036	0.2%
00009		1173	0.1%
00010		2360	0.1%
00011		544	0.0%
00012		752	0.0%
00013		314	0.0%
00014		318	0.0%
00015		706	0.0%
00016		265	0.0%

**File : 11 Karnataka****# T\_ADULT\_F: TOTAL ADULT FEMALE**

<b>Value</b>	<b>Label</b>	<b>Cases</b>	<b>Percentage</b>
00017		140	0.0%
00018		197	0.0%
00019		98	0.0%
00020		579	0.0%
00021		90	0.0%
00022		92	0.0%
00023		56	0.0%
00024		90	0.0%
00025		226	0.0%
00026		53	0.0%
00027		39	0.0%
00028		57	0.0%
00029		37	0.0%
00030		192	0.0%
00031		33	0.0%
00032		44	0.0%
00033		16	0.0%
00034		25	0.0%
00035		73	0.0%
00036		35	0.0%
00037		12	0.0%
00038		16	0.0%
00039		17	0.0%
00040		104	0.0%
00041		14	0.0%
00042		15	0.0%
00043		13	0.0%
00044		10	0.0%
00045		71	0.0%
00046		11	0.0%
00047		6	0.0%
00048		7	0.0%
00049		6	0.0%
00050		92	0.0%
00051		13	0.0%
00052		12	0.0%
00053		5	0.0%
00054		9	0.0%
00055		15	0.0%
00056		5	0.0%
00057		4	0.0%
00058		3	0.0%
00059		2	0.0%

**File : 11 Karnataka****# T\_ADULT\_F: TOTAL ADULT FEMALE**

<b>Value</b>	<b>Label</b>	<b>Cases</b>	<b>Percentage</b>
00060		40	0.0%
00061		6	0.0%
00062		9	0.0%
00063		4	0.0%
00064		9	0.0%
00065		10	0.0%
00066		3	0.0%
00067		2	0.0%
00068		2	0.0%
00069		8	0.0%
00070		32	0.0%
00071		5	0.0%
00072		5	0.0%
00073		5	0.0%
00074		6	0.0%
00075		55	0.0%
00076		1	0.0%
00077		1	0.0%
00079		3	0.0%
00080		25	0.0%
00081		3	0.0%
00082		3	0.0%
00083		2	0.0%
00084		4	0.0%
00085		7	0.0%
00086		4	0.0%
00087		3	0.0%
00088		4	0.0%
00089		1	0.0%
00090		16	0.0%
00091		1	0.0%
00092		2	0.0%
00093		2	0.0%
00094		4	0.0%
00095		6	0.0%
00096		3	0.0%
00097		3	0.0%
00098		6	0.0%
00099		1	0.0%
00100		38	0.0%
00101		3	0.0%
00102		3	0.0%
00104		2	0.0%

## File : 11 Karnataka

### # T\_ADULT\_F: TOTAL ADULT FEMALE

Value	Label	Cases	Percentage
00105		2	0.0%
00106		1	0.0%
00107		3	0.0%
00108		3	0.0%
00109		2	0.0%
00110		9	0.0%
00111		2	0.0%
00112		4	0.0%
00114		1	0.0%
00115		2	0.0%
00117		1	0.0%
00118		2	0.0%
00120		11	0.0%
00122		1	0.0%
00124		2	0.0%
00125		4	0.0%
00129		1	0.0%
00130		4	0.0%
00131		2	0.0%
00132		2	0.0%
00133		1	0.0%
00134		1	0.0%
00135		1	0.0%
00136		1	0.0%
00140		3	0.0%
00141		1	0.0%
00142		1	0.0%
00144		1	0.0%
00145		1	0.0%
00146		2	0.0%
00148		2	0.0%
00149		1	0.0%
00150		16	0.0%
00152		2	0.0%
00153		1	0.0%
00154		1	0.0%
00156		2	0.0%
00158		1	0.0%
00160		4	0.0%
00162		2	0.0%
00163		1	0.0%
00166		1	0.0%
00168		1	0.0%



**File : 11 Karnataka****# T\_ADULT\_F: TOTAL ADULT FEMALE**

Value	Label	Cases	Percentage
00170		1	0.0%
00174		1	0.0%
00175		6	0.0%
00176		1	0.0%
00180		5	0.0%
00181		1	0.0%
00183		2	0.0%
00185		2	0.0%
00190		1	0.0%
00193		1	0.0%
00196		1	0.0%
00197		1	0.0%
00200		36	0.0%
00204		1	0.0%
00211		1	0.0%
00218		1	0.0%
00220		1	0.0%
00222		1	0.0%
00225		1	0.0%
00228		1	0.0%
00229		1	0.0%
00230		2	0.0%
00232		1	0.0%
00234		1	0.0%
00238		1	0.0%
00240		2	0.0%
00250		3	0.0%
00258		1	0.0%
00260		1	0.0%
00265		1	0.0%
00270		2	0.0%
00274		1	0.0%
00275		1	0.0%
00280		1	0.0%
00284		1	0.0%
00285		1	0.0%
00286		1	0.0%
00290		1	0.0%
00295		1	0.0%
00299		1	0.0%
00300		10	0.0%
00303		1	0.0%
00305		1	0.0%

## File : 11 Karnataka

### # T\_ADULT\_F: TOTAL ADULT FEMALE

Value	Label	Cases	Percentage
00312		1	0.0%
00315		1	0.0%
00316		1	0.0%
00320		2	0.0%
00338		1	0.0%
00350		5	0.0%
00374		1	0.0%
00376		1	0.0%
00380		3	0.0%
00396		1	0.0%
00400		9	0.0%
00425		1	0.0%
00430		1	0.0%
00440		1	0.0%
00450		1	0.0%
00500		5	0.0%
00539		1	0.0%
00573		1	0.0%
00600		1	0.0%
00631		1	0.0%
00770		1	0.0%
00800		1	0.0%
00827		1	0.0%
00900		2	0.0%
00972		1	0.0%
00976		1	0.0%
01000		1	0.0%
01200		1	0.0%
01220		1	0.0%
01500		1	0.0%
01572		1	0.0%
01800		1	0.0%
02053		1	0.0%
02100		1	0.0%
1		1	0.0%

*Warning: these figures indicate the number of cases found in the data file. They cannot be interpreted as summary statistics of the population of interest.*

### # T\_CHILD\_M: TOTAL CHIELD MALE

<b>Information</b>	[Type= discrete] [Format=character] [Missing=*]		
<b>Statistics [NW/ W]</b>	[Valid=1911631 /-] [Invalid=0 /-]		
Value	Label	Cases	Percentage
0		2	0.0%
00000		1793452	93.8%
00001		81410	4.3%

## File : 11 Karnataka

### # T\_CHILD\_M: TOTAL CHIELD MALE

Value	Label	Cases	Percentage
00002		25545	1.3%
00003		6173	0.3%
00004		2775	0.1%
00005		948	0.0%
00006		476	0.0%
00007		135	0.0%
00008		402	0.0%
00009		45	0.0%
00010		107	0.0%
00011		15	0.0%
00012		17	0.0%
00013		10	0.0%
00014		10	0.0%
00015		24	0.0%
00016		7	0.0%
00017		7	0.0%
00018		4	0.0%
00019		1	0.0%
00020		12	0.0%
00021		4	0.0%
00022		2	0.0%
00023		1	0.0%
00024		3	0.0%
00025		5	0.0%
00026		1	0.0%
00030		7	0.0%
00031		1	0.0%
00038		1	0.0%
00040		4	0.0%
00042		4	0.0%
00044		1	0.0%
00045		1	0.0%
00047		1	0.0%
00050		5	0.0%
00056		1	0.0%
00070		1	0.0%
00071		1	0.0%
00072		1	0.0%
00073		1	0.0%
00075		2	0.0%
00085		1	0.0%
00100		1	0.0%
00110		2	0.0%

## File : 11 Karnataka

### # T\_CHILD\_M: TOTAL CHIELD MALE

Value	Label	Cases	Percentage
00200		1	0.0%
2		1	0.0%

Warning: these figures indicate the number of cases found in the data file. They cannot be interpreted as summary statistics of the population of interest.

### # T\_CHILD\_F: TOTAL CHIELD FEMALE

<b>Information</b>	[Type= discrete] [Format=character] [Missing=*]
<b>Statistics [NW/ W]</b>	[Valid=1911631 /-] [Invalid=0 /-]

Value	Label	Cases	Percentage
0		3	0.0%
00000		1860555	97.3%
00001		32663	1.7%
00002		11413	0.6%
00003		3391	0.2%
00004		1563	0.1%
00005		653	0.0%
00006		457	0.0%
00007		101	0.0%
00008		540	0.0%
00009		46	0.0%
00010		79	0.0%
00011		11	0.0%
00012		17	0.0%
00013		16	0.0%
00014		17	0.0%
00015		17	0.0%
00016		3	0.0%
00017		2	0.0%
00018		4	0.0%
00019		6	0.0%
00020		10	0.0%
00021		6	0.0%
00023		13	0.0%
00025		6	0.0%
00026		2	0.0%
00028		3	0.0%
00029		1	0.0%
00030		4	0.0%
00033		1	0.0%
00034		1	0.0%
00035		2	0.0%
00036		2	0.0%
00038		1	0.0%
00040		6	0.0%
00050		3	0.0%

## File : 11 Karnataka

### # T\_CHILD\_F: TOTAL CHIELD FEMALE

Value	Label	Cases	Percentage
00055		3	0.0%
00060		4	0.0%
00061		2	0.0%
00100		1	0.0%
00120		1	0.0%
00230		1	0.0%
03314		1	0.0%

Warning: these figures indicate the number of cases found in the data file. They cannot be interpreted as summary statistics of the population of interest.

### # TOT: TOTAL OF TOTAL

**Information** [Type= discrete] [Format=character] [Missing=\*]

**Statistics [NW/ W]** [Valid=1911631 /-] [Invalid=0 /-]

Value	Label	Cases	Percentage
00001		909557	47.6%
00002		517849	27.1%
00003		171351	9.0%
00004		108915	5.7%
00005		56815	3.0%
00006		39134	2.0%
00007		20404	1.1%
00008		17554	0.9%
00009		10835	0.6%
00010		11815	0.6%
00011		6402	0.3%
00012		6463	0.3%
00013		3687	0.2%
00014		3606	0.2%
00015		3715	0.2%
00016		2704	0.1%
00017		1653	0.1%
00018		1763	0.1%
00019		1087	0.1%
00020		2122	0.1%
00021		1086	0.1%
00022		965	0.1%
00023		627	0.0%
00024		697	0.0%
00025		1100	0.1%
00026		666	0.0%
00027		397	0.0%
00028		418	0.0%
00029		236	0.0%
00030		743	0.0%
00031		369	0.0%

**File : 11 Karnataka****# TOT: TOTAL OF TOTAL**

<b>Value</b>	<b>Label</b>	<b>Cases</b>	<b>Percentage</b>
00032		307	0.0%
00033		228	0.0%
00034		206	0.0%
00035		374	0.0%
00036		251	0.0%
00037		158	0.0%
00038		137	0.0%
00039		129	0.0%
00040		384	0.0%
00041		165	0.0%
00042		150	0.0%
00043		105	0.0%
00044		94	0.0%
00045		221	0.0%
00046		113	0.0%
00047		88	0.0%
00048		100	0.0%
00049		74	0.0%
00050		266	0.0%
00051		142	0.0%
00052		84	0.0%
00053		77	0.0%
00054		64	0.0%
00055		106	0.0%
00056		51	0.0%
00057		41	0.0%
00058		53	0.0%
00059		29	0.0%
00060		168	0.0%
00061		61	0.0%
00062		46	0.0%
00063		33	0.0%
00064		39	0.0%
00065		78	0.0%
00066		35	0.0%
00067		30	0.0%
00068		33	0.0%
00069		24	0.0%
00070		101	0.0%
00071		43	0.0%
00072		38	0.0%
00073		25	0.0%
00074		24	0.0%

**File : 11 Karnataka****# TOT: TOTAL OF TOTAL**

<b>Value</b>	<b>Label</b>	<b>Cases</b>	<b>Percentage</b>
00075		55	0.0%
00076		35	0.0%
00077		12	0.0%
00078		19	0.0%
00079		11	0.0%
00080		67	0.0%
00081		25	0.0%
00082		14	0.0%
00083		20	0.0%
00084		10	0.0%
00085		32	0.0%
00086		12	0.0%
00087		20	0.0%
00088		14	0.0%
00089		14	0.0%
00090		36	0.0%
00091		12	0.0%
00092		11	0.0%
00093		12	0.0%
00094		9	0.0%
00095		19	0.0%
00096		16	0.0%
00097		5	0.0%
00098		15	0.0%
00099		9	0.0%
00100		101	0.0%
00101		73	0.0%
00102		21	0.0%
00103		14	0.0%
00104		13	0.0%
00105		54	0.0%
00106		8	0.0%
00107		4	0.0%
00108		11	0.0%
00109		3	0.0%
00110		27	0.0%
00111		10	0.0%
00112		11	0.0%
00113		9	0.0%
00114		9	0.0%
00115		8	0.0%
00116		5	0.0%
00117		7	0.0%

**File : 11 Karnataka****# TOT: TOTAL OF TOTAL**

<b>Value</b>	<b>Label</b>	<b>Cases</b>	<b>Percentage</b>
00118		6	0.0%
00119		6	0.0%
00120		25	0.0%
00121		6	0.0%
00122		7	0.0%
00123		5	0.0%
00124		4	0.0%
00125		18	0.0%
00126		4	0.0%
00127		6	0.0%
00128		7	0.0%
00129		3	0.0%
00130		14	0.0%
00131		5	0.0%
00132		6	0.0%
00133		4	0.0%
00134		5	0.0%
00135		12	0.0%
00136		2	0.0%
00137		2	0.0%
00138		5	0.0%
00139		8	0.0%
00140		22	0.0%
00141		7	0.0%
00142		7	0.0%
00143		5	0.0%
00144		7	0.0%
00145		4	0.0%
00146		6	0.0%
00147		5	0.0%
00148		4	0.0%
00149		2	0.0%
00150		58	0.0%
00151		11	0.0%
00152		6	0.0%
00153		4	0.0%
00154		12	0.0%
00155		9	0.0%
00156		2	0.0%
00157		1	0.0%
00158		7	0.0%
00159		6	0.0%
00160		13	0.0%



**File : 11 Karnataka****# TOT: TOTAL OF TOTAL**

<b>Value</b>	<b>Label</b>	<b>Cases</b>	<b>Percentage</b>
00161		4	0.0%
00162		3	0.0%
00163		2	0.0%
00164		3	0.0%
00165		6	0.0%
00166		3	0.0%
00167		2	0.0%
00168		3	0.0%
00169		1	0.0%
00170		10	0.0%
00171		3	0.0%
00172		1	0.0%
00173		2	0.0%
00174		3	0.0%
00175		8	0.0%
00176		4	0.0%
00178		6	0.0%
00180		9	0.0%
00181		2	0.0%
00183		5	0.0%
00185		6	0.0%
00186		2	0.0%
00187		2	0.0%
00188		3	0.0%
00189		3	0.0%
00190		3	0.0%
00191		2	0.0%
00192		1	0.0%
00193		1	0.0%
00194		3	0.0%
00195		5	0.0%
00196		3	0.0%
00197		2	0.0%
00198		1	0.0%
00199		1	0.0%
00200		23	0.0%
00201		9	0.0%
00202		1	0.0%
00203		4	0.0%
00204		5	0.0%
00205		5	0.0%
00206		3	0.0%
00207		3	0.0%

**File : 11 Karnataka****# TOT: TOTAL OF TOTAL**

<b>Value</b>	<b>Label</b>	<b>Cases</b>	<b>Percentage</b>
00208		2	0.0%
00209		2	0.0%
00210		6	0.0%
00211		4	0.0%
00212		1	0.0%
00213		1	0.0%
00215		4	0.0%
00216		2	0.0%
00219		2	0.0%
00220		5	0.0%
00221		1	0.0%
00222		1	0.0%
00223		1	0.0%
00225		2	0.0%
00226		1	0.0%
00227		2	0.0%
00228		2	0.0%
00229		1	0.0%
00230		6	0.0%
00232		1	0.0%
00235		2	0.0%
00236		3	0.0%
00238		3	0.0%
00239		3	0.0%
00240		6	0.0%
00241		1	0.0%
00242		2	0.0%
00243		6	0.0%
00244		2	0.0%
00245		4	0.0%
00246		1	0.0%
00247		2	0.0%
00248		3	0.0%
00249		2	0.0%
00250		13	0.0%
00251		6	0.0%
00252		3	0.0%
00253		1	0.0%
00255		1	0.0%
00256		2	0.0%
00260		4	0.0%
00261		1	0.0%
00262		2	0.0%

**File : 11 Karnataka****# TOT: TOTAL OF TOTAL**

<b>Value</b>	<b>Label</b>	<b>Cases</b>	<b>Percentage</b>
00264		2	0.0%
00267		1	0.0%
00268		2	0.0%
00269		1	0.0%
00270		4	0.0%
00271		1	0.0%
00273		3	0.0%
00275		4	0.0%
00278		1	0.0%
00280		4	0.0%
00283		1	0.0%
00287		2	0.0%
00290		2	0.0%
00291		1	0.0%
00292		1	0.0%
00297		1	0.0%
00299		2	0.0%
00300		16	0.0%
00301		6	0.0%
00302		2	0.0%
00303		1	0.0%
00304		3	0.0%
00305		3	0.0%
00306		1	0.0%
00309		1	0.0%
00310		2	0.0%
00312		1	0.0%
00316		1	0.0%
00317		2	0.0%
00320		1	0.0%
00321		1	0.0%
00325		4	0.0%
00328		1	0.0%
00329		1	0.0%
00330		2	0.0%
00333		1	0.0%
00334		2	0.0%
00335		2	0.0%
00336		1	0.0%
00344		2	0.0%
00345		2	0.0%
00349		1	0.0%
00350		5	0.0%

**File : 11 Karnataka****# TOT: TOTAL OF TOTAL**

<b>Value</b>	<b>Label</b>	<b>Cases</b>	<b>Percentage</b>
00351		1	0.0%
00352		1	0.0%
00353		1	0.0%
00357		1	0.0%
00358		1	0.0%
00361		1	0.0%
00366		1	0.0%
00367		1	0.0%
00370		2	0.0%
00371		1	0.0%
00372		1	0.0%
00375		2	0.0%
00376		3	0.0%
00380		1	0.0%
00381		1	0.0%
00384		1	0.0%
00386		1	0.0%
00388		1	0.0%
00391		1	0.0%
00395		2	0.0%
00398		1	0.0%
00399		1	0.0%
00400		14	0.0%
00401		3	0.0%
00402		1	0.0%
00403		2	0.0%
00404		1	0.0%
00405		3	0.0%
00406		1	0.0%
00411		1	0.0%
00412		1	0.0%
00415		1	0.0%
00419		1	0.0%
00425		1	0.0%
00429		1	0.0%
00431		1	0.0%
00432		1	0.0%
00436		1	0.0%
00437		1	0.0%
00438		1	0.0%
00439		1	0.0%
00440		1	0.0%
00449		1	0.0%

**File : 11 Karnataka****# TOT: TOTAL OF TOTAL**

<b>Value</b>	<b>Label</b>	<b>Cases</b>	<b>Percentage</b>
00450		1	0.0%
00451		1	0.0%
00452		2	0.0%
00453		1	0.0%
00455		2	0.0%
00457		1	0.0%
00460		1	0.0%
00469		1	0.0%
00470		3	0.0%
00472		1	0.0%
00475		1	0.0%
00480		1	0.0%
00481		1	0.0%
00483		1	0.0%
00484		1	0.0%
00490		1	0.0%
00491		1	0.0%
00496		1	0.0%
00499		2	0.0%
00500		12	0.0%
00501		4	0.0%
00502		1	0.0%
00504		1	0.0%
00507		1	0.0%
00512		1	0.0%
00520		2	0.0%
00522		2	0.0%
00525		1	0.0%
00529		1	0.0%
00530		1	0.0%
00531		2	0.0%
00532		1	0.0%
00535		1	0.0%
00546		1	0.0%
00550		7	0.0%
00556		1	0.0%
00561		1	0.0%
00562		1	0.0%
00563		2	0.0%
00565		1	0.0%
00567		1	0.0%
00570		1	0.0%
00578		1	0.0%

**File : 11 Karnataka****# TOT: TOTAL OF TOTAL**

<b>Value</b>	<b>Label</b>	<b>Cases</b>	<b>Percentage</b>
00580		1	0.0%
00590		1	0.0%
00600		6	0.0%
00602		1	0.0%
00605		1	0.0%
00606		2	0.0%
00607		1	0.0%
00610		1	0.0%
00622		1	0.0%
00630		1	0.0%
00633		1	0.0%
00650		1	0.0%
00651		1	0.0%
00652		1	0.0%
00661		2	0.0%
00665		1	0.0%
00672		1	0.0%
00675		1	0.0%
00680		1	0.0%
00681		1	0.0%
00685		1	0.0%
00686		1	0.0%
00700		1	0.0%
00701		2	0.0%
00708		1	0.0%
00717		1	0.0%
00725		1	0.0%
00732		1	0.0%
00750		2	0.0%
00756		1	0.0%
00766		1	0.0%
00777		1	0.0%
00789		1	0.0%
00800		1	0.0%
00801		2	0.0%
00810		1	0.0%
00822		2	0.0%
00836		2	0.0%
00838		1	0.0%
00850		1	0.0%
00851		1	0.0%
00882		1	0.0%
00885		1	0.0%

**File : 11 Karnataka****# TOT: TOTAL OF TOTAL**

<b>Value</b>	<b>Label</b>	<b>Cases</b>	<b>Percentage</b>
00902		1	0.0%
00905		2	0.0%
00920		1	0.0%
00921		1	0.0%
00930		1	0.0%
00933		1	0.0%
00934		1	0.0%
00960		1	0.0%
00972		1	0.0%
00988		1	0.0%
00991		1	0.0%
01000		5	0.0%
01001		2	0.0%
01023		1	0.0%
01046		1	0.0%
01100		15	0.0%
01176		1	0.0%
01200		2	0.0%
01202		1	0.0%
01209		1	0.0%
01218		1	0.0%
01240		1	0.0%
01281		1	0.0%
01300		1	0.0%
01312		1	0.0%
01371		1	0.0%
01372		1	0.0%
01380		2	0.0%
01432		1	0.0%
01450		2	0.0%
01464		1	0.0%
01485		1	0.0%
01500		1	0.0%
01501		1	0.0%
01541		1	0.0%
01550		1	0.0%
01576		1	0.0%
01664		1	0.0%
01710		1	0.0%
01750		1	0.0%
01770		1	0.0%
01797		1	0.0%
01925		1	0.0%

## File : 11 Karnataka

### # TOT: TOTAL OF TOTAL

Value	Label	Cases	Percentage
02000		2	0.0%
02018		1	0.0%
02050		1	0.0%
02202		1	0.0%
02316		1	0.0%
02405		1	0.0%
02500		1	0.0%
03000		2	0.0%
03010		1	0.0%
03136		1	0.0%
03180		1	0.0%
03255		1	0.0%
03325		1	0.0%
04000		1	0.0%
05607		1	0.0%
09152		1	0.0%
1		2	0.0%
2		2	0.0%
6		1	0.0%

Warning: these figures indicate the number of cases found in the data file. They cannot be interpreted as summary statistics of the population of interest.

### # H\_ADULT\_M: HIRED ADULT MALE

<b>Information</b>	[Type= discrete] [Format=character] [Missing=*]
<b>Statistics [NW/ W]</b>	[Valid=1911631 /-] [Invalid=0 /-]

Value	Label	Cases	Percentage
0		2	0.0%
00000		1281932	67.1%
00001		334295	17.5%
00002		130139	6.8%
00003		56997	3.0%
00004		34541	1.8%
00005		19365	1.0%
00006		12400	0.6%
00007		6918	0.4%
00008		6366	0.3%
00009		4553	0.2%
00010		4631	0.2%
00011		1972	0.1%
00012		2080	0.1%
00013		1152	0.1%
00014		1490	0.1%
00015		1679	0.1%
00016		735	0.0%
00017		581	0.0%



## File : 11 Karnataka

### # H\_ADULT\_M: HIRED ADULT MALE

Value	Label	Cases	Percentage
00018		684	0.0%
00019		723	0.0%
00020		1061	0.1%
00021		367	0.0%
00022		356	0.0%
00023		255	0.0%
00024		379	0.0%
00025		591	0.0%
00026		224	0.0%
00027		174	0.0%
00028		225	0.0%
00029		212	0.0%
00030		405	0.0%
00031		180	0.0%
00032		146	0.0%
00033		107	0.0%
00034		151	0.0%
00035		186	0.0%
00036		102	0.0%
00037		93	0.0%
00038		107	0.0%
00039		112	0.0%
00040		233	0.0%
00041		70	0.0%
00042		75	0.0%
00043		52	0.0%
00044		74	0.0%
00045		105	0.0%
00046		41	0.0%
00047		49	0.0%
00048		56	0.0%
00049		88	0.0%
00050		211	0.0%
00051		50	0.0%
00052		35	0.0%
00053		45	0.0%
00054		32	0.0%
00055		43	0.0%
00056		37	0.0%
00057		26	0.0%
00058		37	0.0%
00059		44	0.0%
00060		89	0.0%

**File : 11 Karnataka****# H\_ADULT\_M: HIRED ADULT MALE**

<b>Value</b>	<b>Label</b>	<b>Cases</b>	<b>Percentage</b>
00061		22	0.0%
00062		23	0.0%
00063		23	0.0%
00064		26	0.0%
00065		34	0.0%
00066		12	0.0%
00067		26	0.0%
00068		22	0.0%
00069		28	0.0%
00070		38	0.0%
00071		14	0.0%
00072		13	0.0%
00073		13	0.0%
00074		20	0.0%
00075		31	0.0%
00076		10	0.0%
00077		10	0.0%
00078		15	0.0%
00079		19	0.0%
00080		41	0.0%
00081		5	0.0%
00082		18	0.0%
00083		8	0.0%
00084		10	0.0%
00085		16	0.0%
00086		8	0.0%
00087		4	0.0%
00088		5	0.0%
00089		6	0.0%
00090		22	0.0%
00091		10	0.0%
00092		13	0.0%
00093		5	0.0%
00094		11	0.0%
00095		17	0.0%
00096		7	0.0%
00097		4	0.0%
00098		12	0.0%
00099		29	0.0%
00100		68	0.0%
00101		5	0.0%
00102		8	0.0%
00103		6	0.0%

**File : 11 Karnataka****# H\_ADULT\_M: HIRED ADULT MALE**

<b>Value</b>	<b>Label</b>	<b>Cases</b>	<b>Percentage</b>
00104		9	0.0%
00105		8	0.0%
00106		1	0.0%
00107		3	0.0%
00108		8	0.0%
00109		7	0.0%
00110		10	0.0%
00111		1	0.0%
00112		6	0.0%
00114		3	0.0%
00115		7	0.0%
00116		3	0.0%
00117		6	0.0%
00118		7	0.0%
00119		4	0.0%
00120		17	0.0%
00121		1	0.0%
00122		3	0.0%
00123		3	0.0%
00124		5	0.0%
00125		4	0.0%
00126		4	0.0%
00127		5	0.0%
00128		4	0.0%
00129		3	0.0%
00130		10	0.0%
00131		1	0.0%
00132		5	0.0%
00133		2	0.0%
00134		1	0.0%
00135		9	0.0%
00136		3	0.0%
00137		2	0.0%
00138		2	0.0%
00139		5	0.0%
00140		18	0.0%
00141		4	0.0%
00142		6	0.0%
00143		1	0.0%
00144		6	0.0%
00145		5	0.0%
00146		3	0.0%
00148		2	0.0%

**File : 11 Karnataka****# H\_ADULT\_M: HIRED ADULT MALE**

<b>Value</b>	<b>Label</b>	<b>Cases</b>	<b>Percentage</b>
00149		6	0.0%
00150		40	0.0%
00151		4	0.0%
00152		3	0.0%
00154		5	0.0%
00155		3	0.0%
00156		1	0.0%
00157		4	0.0%
00158		4	0.0%
00159		2	0.0%
00160		5	0.0%
00162		3	0.0%
00163		3	0.0%
00165		4	0.0%
00166		3	0.0%
00167		1	0.0%
00168		1	0.0%
00169		3	0.0%
00170		6	0.0%
00171		2	0.0%
00172		2	0.0%
00173		2	0.0%
00174		3	0.0%
00175		5	0.0%
00176		3	0.0%
00177		2	0.0%
00178		1	0.0%
00179		4	0.0%
00180		7	0.0%
00182		4	0.0%
00183		3	0.0%
00184		2	0.0%
00185		3	0.0%
00186		2	0.0%
00188		2	0.0%
00189		1	0.0%
00190		3	0.0%
00191		4	0.0%
00193		2	0.0%
00194		4	0.0%
00195		2	0.0%
00196		1	0.0%
00197		1	0.0%

**File : 11 Karnataka****# H\_ADULT\_M: HIRED ADULT MALE**

<b>Value</b>	<b>Label</b>	<b>Cases</b>	<b>Percentage</b>
00198		2	0.0%
00199		5	0.0%
00200		19	0.0%
00201		2	0.0%
00203		1	0.0%
00204		2	0.0%
00205		2	0.0%
00206		1	0.0%
00208		2	0.0%
00209		1	0.0%
00212		2	0.0%
00213		1	0.0%
00214		1	0.0%
00215		1	0.0%
00218		1	0.0%
00220		1	0.0%
00221		2	0.0%
00222		2	0.0%
00223		1	0.0%
00227		4	0.0%
00229		3	0.0%
00230		2	0.0%
00231		1	0.0%
00233		1	0.0%
00234		1	0.0%
00237		2	0.0%
00238		2	0.0%
00239		2	0.0%
00240		5	0.0%
00241		7	0.0%
00242		1	0.0%
00243		1	0.0%
00244		1	0.0%
00246		1	0.0%
00249		3	0.0%
00250		15	0.0%
00256		1	0.0%
00260		3	0.0%
00268		1	0.0%
00269		1	0.0%
00270		2	0.0%
00271		1	0.0%
00272		1	0.0%

## File : 11 Karnataka

### # H\_ADULT\_M: HIRED ADULT MALE

Value	Label	Cases	Percentage
00273		1	0.0%
00275		2	0.0%
00276		2	0.0%
00279		1	0.0%
00280		4	0.0%
00283		1	0.0%
00284		1	0.0%
00285		3	0.0%
00289		1	0.0%
00290		2	0.0%
00292		1	0.0%
00294		1	0.0%
00295		1	0.0%
00296		1	0.0%
00297		2	0.0%
00298		1	0.0%
00299		3	0.0%
00300		11	0.0%
00302		1	0.0%
00303		2	0.0%
00310		1	0.0%
00321		3	0.0%
00323		1	0.0%
00325		1	0.0%
00328		1	0.0%
00331		1	0.0%
00335		1	0.0%
00336		1	0.0%
00337		1	0.0%
00338		1	0.0%
00340		2	0.0%
00343		2	0.0%
00348		1	0.0%
00350		3	0.0%
00353		1	0.0%
00360		1	0.0%
00364		1	0.0%
00365		2	0.0%
00376		1	0.0%
00378		1	0.0%
00380		2	0.0%
00381		1	0.0%
00384		1	0.0%

**File : 11 Karnataka****# H\_ADULT\_M: HIRED ADULT MALE**

<b>Value</b>	<b>Label</b>	<b>Cases</b>	<b>Percentage</b>
00386		1	0.0%
00388		2	0.0%
00392		1	0.0%
00393		2	0.0%
00398		1	0.0%
00400		4	0.0%
00401		2	0.0%
00409		1	0.0%
00415		3	0.0%
00417		1	0.0%
00422		1	0.0%
00435		1	0.0%
00437		1	0.0%
00450		4	0.0%
00451		1	0.0%
00456		2	0.0%
00459		1	0.0%
00462		1	0.0%
00467		1	0.0%
00470		1	0.0%
00476		1	0.0%
00480		1	0.0%
00484		2	0.0%
00491		1	0.0%
00495		1	0.0%
00498		6	0.0%
00499		1	0.0%
00500		8	0.0%
00502		1	0.0%
00511		1	0.0%
00515		1	0.0%
00522		1	0.0%
00525		1	0.0%
00526		1	0.0%
00545		1	0.0%
00550		1	0.0%
00559		1	0.0%
00561		2	0.0%
00565		1	0.0%
00573		1	0.0%
00578		1	0.0%
00579		1	0.0%
00589		1	0.0%

**File : 11 Karnataka****# H\_ADULT\_M: HIRED ADULT MALE**

<b>Value</b>	<b>Label</b>	<b>Cases</b>	<b>Percentage</b>
00592		1	0.0%
00599		1	0.0%
00600		6	0.0%
00620		2	0.0%
00626		1	0.0%
00627		1	0.0%
00643		1	0.0%
00649		1	0.0%
00650		2	0.0%
00660		1	0.0%
00675		2	0.0%
00677		1	0.0%
00685		1	0.0%
00701		1	0.0%
00702		1	0.0%
00707		1	0.0%
00732		1	0.0%
00749		2	0.0%
00750		1	0.0%
00781		1	0.0%
00798		1	0.0%
00800		2	0.0%
00804		1	0.0%
00805		1	0.0%
00811		1	0.0%
00812		1	0.0%
00828		1	0.0%
00833		1	0.0%
00834		1	0.0%
00850		10	0.0%
00894		1	0.0%
00900		8	0.0%
00929		1	0.0%
00939		1	0.0%
00950		1	0.0%
00960		1	0.0%
00987		1	0.0%
01000		1	0.0%
01002		1	0.0%
01073		1	0.0%
01142		1	0.0%
01171		1	0.0%
01175		1	0.0%



## File : 11 Karnataka

### # H\_ADULT\_M: HIRED ADULT MALE

Value	Label	Cases	Percentage
01200		2	0.0%
01211		1	0.0%
01250		1	0.0%
01276		1	0.0%
01300		1	0.0%
01365		1	0.0%
01400		1	0.0%
01436		1	0.0%
01458		1	0.0%
01485		1	0.0%
01500		1	0.0%
01662		1	0.0%
01683		1	0.0%
01688		1	0.0%
01724		1	0.0%
01925		1	0.0%
01999		2	0.0%
02000		1	0.0%
02013		1	0.0%
02164		1	0.0%
02220		1	0.0%
02300		1	0.0%
02499		1	0.0%
02987		1	0.0%
05533		1	0.0%
07099		1	0.0%
2		1	0.0%

Warning: these figures indicate the number of cases found in the data file. They cannot be interpreted as summary statistics of the population of interest.

### # H\_ADULT\_F: HIRED ADULT FEMALE

Value	Label	Cases	Percentage
0		1	0.0%
00000		1666375	87.2%
00001		121005	6.3%
00002		71200	3.7%
00003		19183	1.0%
00004		10876	0.6%
00005		6440	0.3%
00006		4112	0.2%
00007		1754	0.1%
00008		2256	0.1%
00009		915	0.0%

## File : 11 Karnataka

### # H\_ADULT\_F: HIRED ADULT FEMALE

Value	Label	Cases	Percentage
00010		2042	0.1%
00011		383	0.0%
00012		639	0.0%
00013		287	0.0%
00014		289	0.0%
00015		621	0.0%
00016		241	0.0%
00017		121	0.0%
00018		182	0.0%
00019		101	0.0%
00020		546	0.0%
00021		71	0.0%
00022		77	0.0%
00023		61	0.0%
00024		82	0.0%
00025		218	0.0%
00026		41	0.0%
00027		35	0.0%
00028		51	0.0%
00029		41	0.0%
00030		177	0.0%
00031		28	0.0%
00032		39	0.0%
00033		11	0.0%
00034		27	0.0%
00035		74	0.0%
00036		30	0.0%
00037		9	0.0%
00038		18	0.0%
00039		19	0.0%
00040		98	0.0%
00041		11	0.0%
00042		14	0.0%
00043		10	0.0%
00044		10	0.0%
00045		64	0.0%
00046		9	0.0%
00047		7	0.0%
00048		4	0.0%
00049		7	0.0%
00050		84	0.0%
00051		11	0.0%
00052		11	0.0%

**File : 11 Karnataka****# H\_ADULT\_F: HIRED ADULT FEMALE**

Value	Label	Cases	Percentage
00053		5	0.0%
00054		8	0.0%
00055		12	0.0%
00056		5	0.0%
00057		4	0.0%
00058		2	0.0%
00059		2	0.0%
00060		32	0.0%
00061		4	0.0%
00062		8	0.0%
00063		5	0.0%
00064		6	0.0%
00065		10	0.0%
00066		4	0.0%
00067		3	0.0%
00069		7	0.0%
00070		29	0.0%
00071		4	0.0%
00072		5	0.0%
00073		5	0.0%
00074		6	0.0%
00075		57	0.0%
00076		1	0.0%
00077		1	0.0%
00078		1	0.0%
00079		2	0.0%
00080		19	0.0%
00081		3	0.0%
00082		2	0.0%
00083		2	0.0%
00084		3	0.0%
00085		9	0.0%
00086		2	0.0%
00087		3	0.0%
00088		4	0.0%
00090		16	0.0%
00092		2	0.0%
00093		2	0.0%
00094		4	0.0%
00095		6	0.0%
00096		2	0.0%
00097		3	0.0%
00098		5	0.0%

## File : 11 Karnataka

### # H\_ADULT\_F: HIRED ADULT FEMALE

Value	Label	Cases	Percentage
00099		3	0.0%
00100		36	0.0%
00101		1	0.0%
00102		3	0.0%
00104		2	0.0%
00105		2	0.0%
00106		1	0.0%
00107		4	0.0%
00108		3	0.0%
00109		2	0.0%
00110		7	0.0%
00111		2	0.0%
00112		3	0.0%
00114		1	0.0%
00115		3	0.0%
00117		1	0.0%
00118		1	0.0%
00120		10	0.0%
00122		1	0.0%
00124		2	0.0%
00125		4	0.0%
00129		1	0.0%
00130		4	0.0%
00131		2	0.0%
00132		2	0.0%
00133		1	0.0%
00134		1	0.0%
00135		1	0.0%
00136		1	0.0%
00140		2	0.0%
00141		1	0.0%
00144		2	0.0%
00145		1	0.0%
00146		2	0.0%
00148		1	0.0%
00149		2	0.0%
00150		14	0.0%
00152		2	0.0%
00153		1	0.0%
00154		1	0.0%
00156		2	0.0%
00158		1	0.0%
00160		5	0.0%

**File : 11 Karnataka****# H\_ADULT\_F: HIRED ADULT FEMALE**

<b>Value</b>	<b>Label</b>	<b>Cases</b>	<b>Percentage</b>
00162		1	0.0%
00163		1	0.0%
00166		1	0.0%
00168		1	0.0%
00170		1	0.0%
00174		1	0.0%
00175		4	0.0%
00180		5	0.0%
00181		1	0.0%
00183		1	0.0%
00185		2	0.0%
00190		1	0.0%
00193		1	0.0%
00196		1	0.0%
00197		1	0.0%
00200		37	0.0%
00211		1	0.0%
00218		1	0.0%
00220		1	0.0%
00221		1	0.0%
00225		1	0.0%
00228		1	0.0%
00229		2	0.0%
00230		2	0.0%
00231		1	0.0%
00234		1	0.0%
00238		1	0.0%
00240		2	0.0%
00250		3	0.0%
00258		1	0.0%
00260		1	0.0%
00265		1	0.0%
00270		2	0.0%
00274		1	0.0%
00275		1	0.0%
00280		1	0.0%
00283		1	0.0%
00285		1	0.0%
00286		1	0.0%
00290		1	0.0%
00295		1	0.0%
00296		1	0.0%
00298		1	0.0%

## File : 11 Karnataka

### # H\_ADULT\_F: HIRED ADULT FEMALE

Value	Label	Cases	Percentage
00300		9	0.0%
00303		1	0.0%
00305		1	0.0%
00312		1	0.0%
00315		1	0.0%
00316		1	0.0%
00320		2	0.0%
00338		1	0.0%
00350		5	0.0%
00374		1	0.0%
00376		1	0.0%
00380		3	0.0%
00399		1	0.0%
00400		8	0.0%
00410		1	0.0%
00425		1	0.0%
00430		1	0.0%
00449		1	0.0%
00500		5	0.0%
00533		1	0.0%
00600		1	0.0%
00631		1	0.0%
00770		1	0.0%
00800		1	0.0%
00827		1	0.0%
00900		2	0.0%
00972		1	0.0%
00976		1	0.0%
01000		1	0.0%
01200		1	0.0%
01220		1	0.0%
01500		1	0.0%
01572		1	0.0%
01800		1	0.0%
02053		1	0.0%
02100		1	0.0%

Warning: these figures indicate the number of cases found in the data file. They cannot be interpreted as summary statistics of the population of interest.

### # H\_CHILD\_M: HIRED CHIELD MALE

<b>Information</b>	[Type= discrete] [Format=character] [Missing=*]		
<b>Statistics [NW/ W]</b>	[Valid=1911631 /-] [Invalid=0 /-]		
Value	Label	Cases	Percentage
0		1	0.0%
00000		1861619	97.4%

## File : 11 Karnataka

### # H\_CHILD\_M: HIRED CHIELD MALE

Value	Label	Cases	Percentage
00001		31261	1.6%
00002		13186	0.7%
00003		3056	0.2%
00004		1430	0.1%
00005		517	0.0%
00006		236	0.0%
00007		66	0.0%
00008		106	0.0%
00009		20	0.0%
00010		66	0.0%
00011		5	0.0%
00012		10	0.0%
00013		2	0.0%
00014		4	0.0%
00015		15	0.0%
00016		1	0.0%
00017		1	0.0%
00020		6	0.0%
00022		1	0.0%
00023		1	0.0%
00025		3	0.0%
00030		3	0.0%
00031		1	0.0%
00040		2	0.0%
00042		4	0.0%
00044		1	0.0%
00050		3	0.0%
00070		1	0.0%
00075		1	0.0%
00085		1	0.0%
00100		1	0.0%

Warning: these figures indicate the number of cases found in the data file. They cannot be interpreted as summary statistics of the population of interest.

### # H\_CHILD\_F: HIRED CHIELD FEMALE

<b>Information</b>	[Type= discrete] [Format=character] [Missing=*]		
<b>Statistics [NW/ W]</b>	[Valid=1911631 /-] [Invalid=0 /-]		
Value	Label	Cases	Percentage
0		1	0.0%
00000		1892876	99.0%
00001		10645	0.6%
00002		4703	0.2%
00003		1650	0.1%
00004		820	0.0%
00005		367	0.0%

# File : 11 Karnataka

## # H\_CHILD\_F: HIRED CHIELD FEMALE

Value	Label	Cases	Percentage
00006		244	0.0%
00007		56	0.0%
00008		131	0.0%
00009		15	0.0%
00010		54	0.0%
00011		2	0.0%
00012		13	0.0%
00013		4	0.0%
00014		4	0.0%
00015		13	0.0%
00016		1	0.0%
00018		2	0.0%
00020		4	0.0%
00021		1	0.0%
00023		3	0.0%
00025		4	0.0%
00026		1	0.0%
00028		1	0.0%
00030		1	0.0%
00035		1	0.0%
00036		1	0.0%
00038		1	0.0%
00040		3	0.0%
00050		2	0.0%
00055		3	0.0%
00060		2	0.0%
00100		1	0.0%
00120		1	0.0%

Warning: these figures indicate the number of cases found in the data file. They cannot be interpreted as summary statistics of the population of interest.

## # T\_HIRED: TOTAL OF HIRED

**Information** [Type= discrete] [Format=character] [Missing=\*]

**Statistics [NW/ W]** [Valid=1911631 /-] [Invalid=0 /-]

Value	Label	Cases	Percentage
0		2	0.0%
00000		1192498	62.4%
00001		302079	15.8%
00002		179297	9.4%
00003		70295	3.7%
00004		47165	2.5%
00005		27836	1.5%
00006		19697	1.0%
00007		12171	0.6%
00008		11035	0.6%



## File : 11 Karnataka

### # T\_HIRED: TOTAL OF HIRED

Value	Label	Cases	Percentage
00009		7696	0.4%
00010		7625	0.4%
00011		3995	0.2%
00012		3851	0.2%
00013		2358	0.1%
00014		2971	0.2%
00015		2527	0.1%
00016		1611	0.1%
00017		1189	0.1%
00018		1241	0.1%
00019		1093	0.1%
00020		1503	0.1%
00021		684	0.0%
00022		694	0.0%
00023		513	0.0%
00024		700	0.0%
00025		831	0.0%
00026		425	0.0%
00027		320	0.0%
00028		320	0.0%
00029		328	0.0%
00030		597	0.0%
00031		280	0.0%
00032		256	0.0%
00033		192	0.0%
00034		230	0.0%
00035		314	0.0%
00036		165	0.0%
00037		156	0.0%
00038		147	0.0%
00039		181	0.0%
00040		338	0.0%
00041		101	0.0%
00042		132	0.0%
00043		95	0.0%
00044		115	0.0%
00045		191	0.0%
00046		100	0.0%
00047		68	0.0%
00048		108	0.0%
00049		118	0.0%
00050		248	0.0%
00051		68	0.0%

**File : 11 Karnataka****# T\_HIRED: TOTAL OF HIRED**

<b>Value</b>	<b>Label</b>	<b>Cases</b>	<b>Percentage</b>
00052		63	0.0%
00053		70	0.0%
00054		58	0.0%
00055		87	0.0%
00056		41	0.0%
00057		44	0.0%
00058		44	0.0%
00059		47	0.0%
00060		137	0.0%
00061		36	0.0%
00062		39	0.0%
00063		23	0.0%
00064		40	0.0%
00065		62	0.0%
00066		34	0.0%
00067		25	0.0%
00068		34	0.0%
00069		32	0.0%
00070		84	0.0%
00071		22	0.0%
00072		26	0.0%
00073		26	0.0%
00074		23	0.0%
00075		49	0.0%
00076		25	0.0%
00077		10	0.0%
00078		17	0.0%
00079		20	0.0%
00080		61	0.0%
00081		14	0.0%
00082		18	0.0%
00083		15	0.0%
00084		18	0.0%
00085		23	0.0%
00086		11	0.0%
00087		11	0.0%
00088		13	0.0%
00089		14	0.0%
00090		30	0.0%
00091		9	0.0%
00092		11	0.0%
00093		10	0.0%
00094		11	0.0%

**File : 11 Karnataka****# T\_HIRED: TOTAL OF HIRED**

<b>Value</b>	<b>Label</b>	<b>Cases</b>	<b>Percentage</b>
00095		57	0.0%
00096		15	0.0%
00097		5	0.0%
00098		13	0.0%
00099		30	0.0%
00100		133	0.0%
00101		16	0.0%
00102		16	0.0%
00103		13	0.0%
00104		13	0.0%
00105		14	0.0%
00106		4	0.0%
00107		7	0.0%
00108		12	0.0%
00109		9	0.0%
00110		14	0.0%
00111		6	0.0%
00112		10	0.0%
00113		8	0.0%
00114		5	0.0%
00115		7	0.0%
00116		7	0.0%
00117		8	0.0%
00118		6	0.0%
00119		6	0.0%
00120		24	0.0%
00121		5	0.0%
00122		3	0.0%
00123		5	0.0%
00124		6	0.0%
00125		14	0.0%
00126		3	0.0%
00127		5	0.0%
00128		5	0.0%
00129		5	0.0%
00130		14	0.0%
00131		6	0.0%
00132		8	0.0%
00133		3	0.0%
00134		4	0.0%
00135		13	0.0%
00136		2	0.0%
00137		4	0.0%

**File : 11 Karnataka****# T\_HIRED: TOTAL OF HIRED**

<b>Value</b>	<b>Label</b>	<b>Cases</b>	<b>Percentage</b>
00138		3	0.0%
00139		7	0.0%
00140		16	0.0%
00141		7	0.0%
00142		7	0.0%
00143		8	0.0%
00144		7	0.0%
00145		6	0.0%
00146		3	0.0%
00147		5	0.0%
00148		6	0.0%
00149		17	0.0%
00150		49	0.0%
00151		3	0.0%
00152		6	0.0%
00153		3	0.0%
00154		14	0.0%
00155		3	0.0%
00156		2	0.0%
00158		5	0.0%
00159		7	0.0%
00160		10	0.0%
00161		4	0.0%
00162		3	0.0%
00163		1	0.0%
00164		6	0.0%
00165		3	0.0%
00166		2	0.0%
00167		2	0.0%
00168		4	0.0%
00169		4	0.0%
00170		8	0.0%
00171		1	0.0%
00172		3	0.0%
00173		2	0.0%
00174		3	0.0%
00175		10	0.0%
00176		5	0.0%
00177		1	0.0%
00178		4	0.0%
00180		7	0.0%
00182		1	0.0%
00183		5	0.0%

**File : 11 Karnataka****# T\_HIRED: TOTAL OF HIRED**

<b>Value</b>	<b>Label</b>	<b>Cases</b>	<b>Percentage</b>
00185		5	0.0%
00186		1	0.0%
00187		4	0.0%
00188		2	0.0%
00189		4	0.0%
00190		3	0.0%
00191		2	0.0%
00192		1	0.0%
00193		1	0.0%
00194		5	0.0%
00195		3	0.0%
00196		2	0.0%
00197		2	0.0%
00198		4	0.0%
00199		5	0.0%
00200		18	0.0%
00201		8	0.0%
00202		1	0.0%
00203		3	0.0%
00205		6	0.0%
00206		1	0.0%
00207		4	0.0%
00208		3	0.0%
00209		3	0.0%
00210		7	0.0%
00211		1	0.0%
00212		1	0.0%
00213		1	0.0%
00214		1	0.0%
00215		4	0.0%
00216		1	0.0%
00218		1	0.0%
00219		3	0.0%
00220		5	0.0%
00222		1	0.0%
00223		1	0.0%
00225		3	0.0%
00226		1	0.0%
00227		3	0.0%
00228		1	0.0%
00229		2	0.0%
00230		4	0.0%
00234		1	0.0%

## File : 11 Karnataka

### # T\_HIRED: TOTAL OF HIRED

Value	Label	Cases	Percentage
00235		3	0.0%
00236		2	0.0%
00238		2	0.0%
00239		4	0.0%
00240		7	0.0%
00241		3	0.0%
00242		1	0.0%
00243		3	0.0%
00244		3	0.0%
00245		2	0.0%
00247		2	0.0%
00248		3	0.0%
00249		3	0.0%
00250		16	0.0%
00251		1	0.0%
00252		1	0.0%
00253		1	0.0%
00255		3	0.0%
00256		1	0.0%
00260		5	0.0%
00262		1	0.0%
00264		1	0.0%
00267		1	0.0%
00268		2	0.0%
00269		3	0.0%
00270		3	0.0%
00271		1	0.0%
00273		2	0.0%
00274		1	0.0%
00275		4	0.0%
00278		1	0.0%
00279		2	0.0%
00280		2	0.0%
00283		1	0.0%
00287		2	0.0%
00290		2	0.0%
00291		1	0.0%
00292		1	0.0%
00295		1	0.0%
00297		1	0.0%
00299		6	0.0%
00300		17	0.0%
00301		2	0.0%

**File : 11 Karnataka****# T\_HIRED: TOTAL OF HIRED**

<b>Value</b>	<b>Label</b>	<b>Cases</b>	<b>Percentage</b>
00302		1	0.0%
00303		1	0.0%
00304		4	0.0%
00305		1	0.0%
00309		3	0.0%
00310		1	0.0%
00316		1	0.0%
00317		2	0.0%
00320		2	0.0%
00321		1	0.0%
00323		1	0.0%
00324		1	0.0%
00325		2	0.0%
00328		1	0.0%
00329		1	0.0%
00330		2	0.0%
00331		1	0.0%
00333		1	0.0%
00334		1	0.0%
00335		2	0.0%
00336		1	0.0%
00338		1	0.0%
00343		1	0.0%
00345		2	0.0%
00348		2	0.0%
00349		1	0.0%
00350		6	0.0%
00352		1	0.0%
00357		1	0.0%
00360		1	0.0%
00366		1	0.0%
00367		1	0.0%
00369		1	0.0%
00370		2	0.0%
00371		1	0.0%
00375		4	0.0%
00380		1	0.0%
00381		1	0.0%
00384		1	0.0%
00388		1	0.0%
00390		1	0.0%
00395		2	0.0%
00398		1	0.0%

## File : 11 Karnataka

### # T\_HIRED: TOTAL OF HIRED

Value	Label	Cases	Percentage
00399		3	0.0%
00400		13	0.0%
00401		2	0.0%
00402		1	0.0%
00403		1	0.0%
00404		1	0.0%
00405		3	0.0%
00411		1	0.0%
00412		1	0.0%
00415		1	0.0%
00419		1	0.0%
00424		1	0.0%
00425		2	0.0%
00429		1	0.0%
00430		1	0.0%
00432		1	0.0%
00436		1	0.0%
00437		1	0.0%
00440		1	0.0%
00449		1	0.0%
00450		2	0.0%
00451		1	0.0%
00452		1	0.0%
00454		1	0.0%
00455		1	0.0%
00459		1	0.0%
00460		1	0.0%
00469		1	0.0%
00470		2	0.0%
00472		1	0.0%
00475		2	0.0%
00480		1	0.0%
00481		1	0.0%
00484		1	0.0%
00490		1	0.0%
00491		1	0.0%
00494		1	0.0%
00495		1	0.0%
00496		1	0.0%
00497		2	0.0%
00498		5	0.0%
00499		2	0.0%
00500		11	0.0%



**File : 11 Karnataka****# T\_HIRED: TOTAL OF HIRED**

<b>Value</b>	<b>Label</b>	<b>Cases</b>	<b>Percentage</b>
00504		1	0.0%
00507		1	0.0%
00512		1	0.0%
00519		1	0.0%
00520		2	0.0%
00522		2	0.0%
00525		1	0.0%
00529		1	0.0%
00530		2	0.0%
00532		1	0.0%
00540		1	0.0%
00546		1	0.0%
00549		1	0.0%
00550		2	0.0%
00556		1	0.0%
00561		1	0.0%
00562		1	0.0%
00563		2	0.0%
00565		1	0.0%
00567		1	0.0%
00578		1	0.0%
00580		1	0.0%
00581		1	0.0%
00589		1	0.0%
00598		1	0.0%
00599		2	0.0%
00600		3	0.0%
00602		1	0.0%
00606		2	0.0%
00607		1	0.0%
00622		1	0.0%
00630		1	0.0%
00633		1	0.0%
00650		2	0.0%
00651		2	0.0%
00661		1	0.0%
00665		1	0.0%
00672		1	0.0%
00675		1	0.0%
00680		1	0.0%
00685		2	0.0%
00698		1	0.0%
00700		2	0.0%

## File : 11 Karnataka

### # T\_HIRED: TOTAL OF HIRED

Value	Label	Cases	Percentage
00708		1	0.0%
00717		1	0.0%
00725		1	0.0%
00732		1	0.0%
00750		2	0.0%
00756		1	0.0%
00766		1	0.0%
00777		1	0.0%
00789		1	0.0%
00798		1	0.0%
00800		1	0.0%
00801		1	0.0%
00810		1	0.0%
00822		2	0.0%
00836		2	0.0%
00838		1	0.0%
00848		1	0.0%
00850		1	0.0%
00851		1	0.0%
00882		1	0.0%
00885		1	0.0%
00900		1	0.0%
00905		2	0.0%
00918		1	0.0%
00920		1	0.0%
00930		1	0.0%
00933		1	0.0%
00934		1	0.0%
00960		1	0.0%
00972		1	0.0%
00988		1	0.0%
00991		1	0.0%
00998		2	0.0%
01000		5	0.0%
01023		1	0.0%
01043		1	0.0%
01050		8	0.0%
01100		5	0.0%
01176		1	0.0%
01200		4	0.0%
01218		1	0.0%
01300		1	0.0%
01302		1	0.0%

## File : 11 Karnataka

### # T\_HIRED: TOTAL OF HIRED

Value	Label	Cases	Percentage
01312		1	0.0%
01371		1	0.0%
01432		1	0.0%
01450		2	0.0%
01464		1	0.0%
01485		1	0.0%
01500		2	0.0%
01541		1	0.0%
01550		1	0.0%
01573		1	0.0%
01664		1	0.0%
01697		1	0.0%
01744		1	0.0%
01770		1	0.0%
01797		1	0.0%
01925		1	0.0%
01999		2	0.0%
02018		1	0.0%
02200		1	0.0%
02308		1	0.0%
02405		1	0.0%
02500		1	0.0%
02987		1	0.0%
03000		2	0.0%
03136		1	0.0%
03255		1	0.0%
03999		1	0.0%
05607		1	0.0%
09152		1	0.0%
2		1	0.0%

Warning: these figures indicate the number of cases found in the data file. They cannot be interpreted as summary statistics of the population of interest.

### # REMAKS: REMARKS

<b>Information</b>	[Type= discrete] [Format=character] [Missing=*]		
<b>Statistics [NW/ W]</b>	[Valid=1911631 /-] [Invalid=0 /-]		
Value	Label	Cases	Percentage
***		1	0.0%
0-1		1	0.0%
000		464	0.0%
001		36260	1.9%
002		68327	3.6%
003		66096	3.5%
004		95223	5.0%
005		76691	4.0%

## File : 11 Karnataka

### # REMAKS: REMARKS

Value	Label	Cases	Percentage
006		87875	4.6%
007		68461	3.6%
008		75885	4.0%
009		58099	3.0%
010		71187	3.7%
011		54498	2.9%
012		59133	3.1%
013		48391	2.5%
014		55146	2.9%
015		38140	2.0%
016		41728	2.2%
017		32509	1.7%
018		38340	2.0%
019		32488	1.7%
020		34070	1.8%
021		23761	1.2%
022		30508	1.6%
023		23907	1.3%
024		26796	1.4%
025		23950	1.3%
026		22020	1.2%
027		22897	1.2%
028		19996	1.0%
029		19152	1.0%
030		16778	0.9%
031		21551	1.1%
032		15579	0.8%
033		14651	0.8%
034		16177	0.8%
035		11492	0.6%
036		15950	0.8%
037		15068	0.8%
038		15905	0.8%
039		11287	0.6%
040		13481	0.7%
041		9541	0.5%
042		11624	0.6%
043		12986	0.7%
044		12856	0.7%
045		8137	0.4%
046		9007	0.5%
047		8082	0.4%
048		8299	0.4%

## File : 11 Karnataka

### # REMAKS: REMARKS

Value	Label	Cases	Percentage
049		7043	0.4%
050		9716	0.5%
051		8992	0.5%
052		8907	0.5%
053		5899	0.3%
054		5705	0.3%
055		5429	0.3%
056		3251	0.2%
057		8533	0.4%
058		8428	0.4%
059		5794	0.3%
060		4894	0.3%
061		2414	0.1%
062		4348	0.2%
063		7886	0.4%
064		4537	0.2%
065		3018	0.2%
066		5302	0.3%
067		3291	0.2%
068		5159	0.3%
069		4649	0.2%
070		5089	0.3%
071		2682	0.1%
072		3773	0.2%
073		4340	0.2%
074		5871	0.3%
075		3002	0.2%
076		4463	0.2%
077		2223	0.1%
078		3647	0.2%
079		3317	0.2%
080		2985	0.2%
081		3963	0.2%
082		4253	0.2%
083		3825	0.2%
084		2495	0.1%
085		3948	0.2%
086		2467	0.1%
087		4078	0.2%
088		767	0.0%
089		2084	0.1%
090		3302	0.2%
091		2435	0.1%

## File : 11 Karnataka

### # REMAKS: REMARKS

Value	Label	Cases	Percentage
092		2112	0.1%
093		3807	0.2%
094		1615	0.1%
095		1671	0.1%
096		2260	0.1%
097		1126	0.1%
098		2246	0.1%
1		2	0.0%
100		2919	0.2%
101		1644	0.1%
102		1203	0.1%
103		897	0.0%
104		1250	0.1%
105		1251	0.1%
106		1831	0.1%
107		639	0.0%
108		3945	0.2%
109		2091	0.1%
110		1266	0.1%
111		631	0.0%
112		774	0.0%
113		1326	0.1%
114		1679	0.1%
115		638	0.0%
116		1209	0.1%
117		2097	0.1%
120		1425	0.1%
121		2146	0.1%
123		55	0.0%
124		902	0.0%
125		3139	0.2%
126		9	0.0%
127		760	0.0%
128		3016	0.2%
129		760	0.0%
130		1526	0.1%
131		6	0.0%
132		4074	0.2%
133		2166	0.1%
134		5	0.0%
135		1511	0.1%
136		2301	0.1%
137		813	0.0%

## File : 11 Karnataka

### # REMAKS: REMARKS

Value	Label	Cases	Percentage
138		5503	0.3%
139		1642	0.1%
142		926	0.0%
143		179	0.0%
144		1658	0.1%
146		2575	0.1%
147		2305	0.1%
148		983	0.1%
149		870	0.0%
150		291	0.0%
151		1	0.0%
152		1	0.0%
153		1	0.0%
154		880	0.0%
155		953	0.0%
157		7	0.0%
159		905	0.0%
160		943	0.0%
161		955	0.0%
163		2076	0.1%
166		1128	0.1%
167		1956	0.1%
168		959	0.1%
169		988	0.1%
177		3	0.0%
178		583	0.0%
179		1950	0.1%
182		1063	0.1%
183		1	0.0%
192		1	0.0%
200		1113	0.1%
203		1936	0.1%
204		339	0.0%
208		2381	0.1%
213		1	0.0%
215		1	0.0%
221		2	0.0%
225		1	0.0%
237		1396	0.1%
243		1436	0.1%
246		1474	0.1%
254		1	0.0%
273		1	0.0%

## File : 11 Karnataka

### # REMAKS: REMARKS

Value	Label	Cases	Percentage
300		1	0.0%
307		1815	0.1%
314		11	0.0%
321		1	0.0%
324		1	0.0%
327		1927	0.1%
337		1	0.0%
371		1	0.0%
400		1	0.0%
439		74	0.0%
455		19	0.0%
587		1	0.0%
7		1	0.0%
873		1	0.0%
932		10	0.0%

Warning: these figures indicate the number of cases found in the data file. They cannot be interpreted as summary statistics of the population of interest.

### # TYPE\_ENTERP: TYPE OF ENTERPRISE

<b>Information</b>	[Type= discrete] [Format=character] [Missing=*]
<b>Statistics [NW/ W]</b>	[Valid=1911631 /-] [Invalid=0 /-]

Value	Label	Cases	Percentage
1		1192500	62.4%
2		589201	30.8%
3		129930	6.8%

Warning: these figures indicate the number of cases found in the data file. They cannot be interpreted as summary statistics of the population of interest.

### # MAJOR\_ACT: MAJOR ACTIVITY CODE

<b>Information</b>	[Type= discrete] [Format=character] [Missing=*]
<b>Statistics [NW/ W]</b>	[Valid=1911631 /-] [Invalid=0 /-]

Value	Label	Cases	Percentage
01		244578	12.8%
02		14600	0.8%
04		4675	0.2%
05		388335	20.3%
06		727	0.0%
07		16093	0.8%
08		37598	2.0%
09		595061	31.1%
10		95828	5.0%
11		24777	1.3%
12		2537	0.1%
13		15109	0.8%
14		57970	3.0%
15		409013	21.4%



## File : 11 Karnataka

### # MAJOR\_ACT: MAJOR ACTIVITY CODE

Value	Label	Cases	Percentage
16		4730	0.2%

*Warning: these figures indicate the number of cases found in the data file. They cannot be interpreted as summary statistics of the population of interest.*

### # SIZE\_EMP1: SIZE OF EMPLOYMENT CODE-

<b>Information</b>	[Type= discrete] [Format=character] [Missing=*]
<b>Statistics [NW/ W]</b>	[Valid=1911631 /-] [Invalid=0 /-]

Value	Label	Cases	Percentage
1	Employee size 0 to 1	909559	47.6%
2	Employee size 2	517851	27.1%
3	Employee size 3	171351	9.0%
4	Employee size 4	108915	5.7%
5	Employee size 5	56815	3.0%
6	Employee size 6 to 9	87928	4.6%
7	Employee size >9	59212	3.1%

*Warning: these figures indicate the number of cases found in the data file. They cannot be interpreted as summary statistics of the population of interest.*

### # SIZE\_EMP2: SIZE OF EMPLOYMENT CODE-

<b>Information</b>	[Type= discrete] [Format=character] [Missing=*]
<b>Statistics [NW/ W]</b>	[Valid=1911631 /-] [Invalid=0 /-]

Value	Label	Cases	Percentage
01	Employee size 0 to 1	909559	47.6%
02	Employee size 2	517851	27.1%
03	Employee size 3	171351	9.0%
04	Employee size 4	108915	5.7%
05	Employee size 5	56815	3.0%
07	Employee size 6 to 9	87928	4.6%
08	Employee size 10 to 14	31973	1.7%
09	Employee size 15 to 19	10922	0.6%
10	Employee size 20 to 24	5497	0.3%
11	Employee size 25 to 49	7213	0.4%
12	Employee size 50 to 99	2195	0.1%
13	Employee size 100 to 199	864	0.0%
14	Employee size 200 to 499	361	0.0%
15	Employee size >=500	187	0.0%

*Warning: these figures indicate the number of cases found in the data file. They cannot be interpreted as summary statistics of the population of interest.*

### # FITTER: FILLER

<b>Information</b>	[Type= discrete] [Format=character] [Missing=*]
<b>Statistics [NW/ W]</b>	[Valid=1911631 /-] [Invalid=0 /-]

Value	Label	Cases	Percentage
0		1911631	100.0%

*Warning: these figures indicate the number of cases found in the data file. They cannot be interpreted as summary statistics of the population of interest.*

## File : 12 Kerala

### # FILE\_ID: FILE-ID

**Information** [Type= discrete] [Format=character] [Missing=\*]

**Statistics [NW/ W]** [Valid=1564671 /-] [Invalid=0 /-]

Value	Label	Cases	Percentage
EC98AD		1564671	100.0%

*Warning: these figures indicate the number of cases found in the data file. They cannot be interpreted as summary statistics of the population of interest.*

### # ID\_NO: IDENTIFICATION NO (ID NO)

**Information** [Type= discrete] [Format=character] [Missing=\*]

**Statistics [NW/ W]** [Valid=1564671 /-] [Invalid=0 /-]

### # ST: STATE CODE

**Information** [Type= discrete] [Format=character] [Missing=\*]

**Statistics [NW/ W]** [Valid=1564671 /-] [Invalid=0 /-]

Value	Label	Cases	Percentage
12	Kerala	1564671	100.0%

*Warning: these figures indicate the number of cases found in the data file. They cannot be interpreted as summary statistics of the population of interest.*

### # DT: DISTRICT CODE

**Information** [Type= discrete] [Format=character] [Missing=\*]

**Statistics [NW/ W]** [Valid=1564671 /-] [Invalid=0 /-]

Value	Label	Cases	Percentage
01	KASARGODE	63265	4.0%
02	KANNUR	150648	9.6%
03	WAYANAD	40908	2.6%
04	KOZHIKODE	134402	8.6%
05	MALAPPURAM	110836	7.1%
06	PALAKKAD	112188	7.2%
07	THRISSUR	132670	8.5%
08	ERANAKULAM	194426	12.4%
09	IDUKKI	41487	2.7%
10	KOTTAYAM	100744	6.4%
11	ALAPPUZHA	136702	8.7%
12	PATHANAMTHITTA	71508	4.6%
13	KOLLAM	139606	8.9%
14	THIRUVANATHAPURAM	135281	8.6%

*Warning: these figures indicate the number of cases found in the data file. They cannot be interpreted as summary statistics of the population of interest.*

### # TEH: TEHSIL CODE

**Information** [Type= discrete] [Format=character] [Missing=\*]

**Statistics [NW/ W]** [Valid=1564671 /-] [Invalid=0 /-]

Value	Label	Cases	Percentage
000		323446	20.7%
001		17864	1.1%
002		14748	0.9%
003		15891	1.0%

## File : 12 Kerala

### # TEH: TEHSIL CODE

Value	Label	Cases	Percentage
004		17514	1.1%
005		18422	1.2%
006		22184	1.4%
007		18982	1.2%
008		16086	1.0%
009		17503	1.1%
010		19332	1.2%
011		17434	1.1%
012		17187	1.1%
013		15957	1.0%
014		15380	1.0%
015		18075	1.2%
016		18809	1.2%
017		19922	1.3%
018		15176	1.0%
019		21072	1.3%
020		19647	1.3%
021		23923	1.5%
022		22499	1.4%
023		20326	1.3%
024		16793	1.1%
025		17232	1.1%
026		13432	0.9%
027		16869	1.1%
028		14196	0.9%
029		11976	0.8%
030		12339	0.8%
031		15289	1.0%
032		18015	1.2%
033		11675	0.7%
034		12909	0.8%
035		15796	1.0%
036		18005	1.2%
037		19913	1.3%
038		17560	1.1%
039		17025	1.1%
040		15811	1.0%
041		17726	1.1%
042		14002	0.9%
043		12124	0.8%
044		19086	1.2%
045		18394	1.2%
046		15760	1.0%

## File : 12 Kerala

### # TEH: TEHSIL CODE

Value	Label	Cases	Percentage
047		12041	0.8%
048		12366	0.8%
049		17831	1.1%
050		14261	0.9%
051		11409	0.7%
052		11761	0.8%
053		18504	1.2%
054		14320	0.9%
055		12973	0.8%
056		8651	0.6%
057		12128	0.8%
058		11934	0.8%
059		11996	0.8%
060		12261	0.8%
061		10969	0.7%
062		13232	0.8%
063		13373	0.9%
064		12263	0.8%
065		12625	0.8%
066		15039	1.0%
067		12605	0.8%
068		9566	0.6%
069		11960	0.8%
070		11482	0.7%
071		14960	1.0%
072		8607	0.6%
073		9697	0.6%
074		7215	0.5%
075		8432	0.5%
076		9867	0.6%
077		12044	0.8%
078		9117	0.6%
079		5902	0.4%
080		5358	0.3%
081		6744	0.4%
082		3841	0.2%
083		5516	0.4%
084		5900	0.4%
085		5417	0.3%
086		3652	0.2%
087		3232	0.2%
088		3360	0.2%
089		4280	0.3%

## File : 12 Kerala

### # TEH: TEHSIL CODE

Value	Label	Cases	Percentage
090		2344	0.1%
091		2117	0.1%
092		2065	0.1%
093		1269	0.1%
094		3875	0.2%
095		1600	0.1%
096		1865	0.1%
097		463	0.0%
098		1076	0.1%

Warning: these figures indicate the number of cases found in the data file. They cannot be interpreted as summary statistics of the population of interest.

### # CD\_BLOCK: CD BLOCK

Information	[Type= discrete] [Format=character] [Missing=*]
-------------	---

Statistics [NW/ W]	[Valid=1564671 /-] [Invalid=0 /-]
--------------------	-----------------------------------

Value	Label	Cases	Percentage
00		323986	20.7%
01		107971	6.9%
02		128023	8.2%
03		139432	8.9%
04		102485	6.5%
05		92861	5.9%
06		103518	6.6%
07		102631	6.6%
08		85312	5.5%
09		85407	5.5%
10		77468	5.0%
11		62542	4.0%
12		62181	4.0%
13		44111	2.8%
14		22088	1.4%
15		8959	0.6%
16		5117	0.3%
17		10579	0.7%

Warning: these figures indicate the number of cases found in the data file. They cannot be interpreted as summary statistics of the population of interest.

### # SECTOR: SECTOR CODE

Information	[Type= discrete] [Format=character] [Missing=*]
-------------	---

Statistics [NW/ W]	[Valid=1564671 /-] [Invalid=0 /-]
--------------------	-----------------------------------

Value	Label	Cases	Percentage
1	Rural	1240685	79.3%
2	Urban	323986	20.7%

Warning: these figures indicate the number of cases found in the data file. They cannot be interpreted as summary statistics of the population of interest.

### # V\_C: VILLAGE CODE

Information	[Type= discrete] [Format=character] [Missing=*]
-------------	---

## File : 12 Kerala

# V\_C: VILLAGE CODE

Statistics [NW/ W] [Valid=1564671 /-] [Invalid=0 /-]

Value	Label	Cases	Percentage
001		117849	7.5%
002		120305	7.7%
003		114733	7.3%
004		116085	7.4%
005		115512	7.4%
006		110970	7.1%
007		108198	6.9%
008		110250	7.0%
009		101369	6.5%
010		85547	5.5%
011		67500	4.3%
012		36174	2.3%
013		24982	1.6%
014		26896	1.7%
015		12845	0.8%
016		2412	0.2%
017		21529	1.4%
018		8760	0.6%
024		2038	0.1%
026		5179	0.3%
027		45423	2.9%
028		8782	0.6%
033		2432	0.2%
034		5515	0.4%
035		2526	0.2%
037		61388	3.9%
038		20969	1.3%
043		1965	0.1%
045		5523	0.4%
047		37573	2.4%
048		13432	0.9%
055		2059	0.1%
057		12748	0.8%
058		4875	0.3%
066		2469	0.2%
067		3573	0.2%
068		3528	0.2%
076		8956	0.6%
077		3680	0.2%
086		3212	0.2%
097		4910	0.3%

Warning: these figures indicate the number of cases found in the data file. They cannot be interpreted as summary statistics of the population of interest.

## File : 12 Kerala

### # WARD: WARD CODE

**Information** [Type= discrete] [Format=character] [Missing=\*]

**Statistics [NW/ W]** [Valid=1564671 /-] [Invalid=0 /-]

Value	Label	Cases	Percentage
000		323771	20.7%
001		117879	7.5%
002		120274	7.7%
003		114731	7.3%
004		116176	7.4%
005		115512	7.4%
006		111027	7.1%
007		108140	6.9%
008		110157	7.0%
009		101280	6.5%
010		85546	5.5%
011		62298	4.0%
012		36175	2.3%
013		22610	1.4%
014		12527	0.8%
015		6563	0.4%
103		1	0.0%
104		1	0.0%
202		1	0.0%
403		1	0.0%
805		1	0.0%

*Warning: these figures indicate the number of cases found in the data file. They cannot be interpreted as summary statistics of the population of interest.*

### # IV\_UNIT: IV UNIT

**Information** [Type= discrete] [Format=character] [Missing=\*]

**Statistics [NW/ W]** [Valid=1564671 /-] [Invalid=0 /-]

Value	Label	Cases	Percentage
000		1238854	79.2%
001		85803	5.5%
002		71594	4.6%
003		25907	1.7%
004		16455	1.1%
005		9457	0.6%
006		5755	0.4%
007		6797	0.4%
008		5041	0.3%
009		4544	0.3%
010		4528	0.3%
011		3115	0.2%
012		4721	0.3%
013		4642	0.3%

## File : 12 Kerala

### # IV\_UNIT: IV UNIT

Value	Label	Cases	Percentage
014		3257	0.2%
015		3846	0.2%
016		3281	0.2%
017		3011	0.2%
018		3308	0.2%
019		2533	0.2%
020		4096	0.3%
021		3058	0.2%
022		2652	0.2%
023		1027	0.1%
024		5155	0.3%
025		2949	0.2%
026		1878	0.1%
027		2347	0.1%
028		2688	0.2%
029		1732	0.1%
030		4378	0.3%
031		9476	0.6%
032		1499	0.1%
033		2042	0.1%
034		3533	0.2%
035		5104	0.3%
036		1506	0.1%
037		1453	0.1%
100		184	0.0%
170		231	0.0%
200		835	0.1%
300		4	0.0%
800		395	0.0%

Warning: these figures indicate the number of cases found in the data file. They cannot be interpreted as summary statistics of the population of interest.

### # UFS\_BLOCK: UFS BLOCK

<b>Information</b>	[Type= discrete] [Format=character] [Missing=*]		
<b>Statistics [NW/ W]</b>	[Valid=1564671 /-] [Invalid=0 /-]		
Value	Label	Cases	Percentage
00		1240626	79.3%
01		16774	1.1%
02		15179	1.0%
03		14322	0.9%
04		14696	0.9%
05		13556	0.9%
06		13119	0.8%
07		15553	1.0%
08		13583	0.9%



## File : 12 Kerala

### # UFS\_BLOCK: UFS BLOCK

Value	Label	Cases	Percentage
09		14793	0.9%
10		15904	1.0%
11		13173	0.8%
12		14313	0.9%
13		13625	0.9%
14		12786	0.8%
15		12389	0.8%
16		10952	0.7%
17		9691	0.6%
18		10886	0.7%
19		9961	0.6%
20		9705	0.6%
21		8935	0.6%
22		7175	0.5%
23		7187	0.5%
24		5985	0.4%
25		5140	0.3%
26		4470	0.3%
27		3525	0.2%
28		3166	0.2%
29		2995	0.2%
30		2260	0.1%
31		2971	0.2%
32		1553	0.1%
33		1300	0.1%
34		712	0.0%
35		398	0.0%
36		218	0.0%
37		258	0.0%
38		240	0.0%
39		145	0.0%
40		125	0.0%
41		313	0.0%
42		14	0.0%

Warning: these figures indicate the number of cases found in the data file. They cannot be interpreted as summary statistics of the population of interest.

### # P\_NO: PAGE NO

<b>Information</b>	[Type= discrete] [Format=character] [Missing=*]		
<b>Statistics [NW/ W]</b>	[Valid=1564671 /-] [Invalid=0 /-]		
Value	Label	Cases	Percentage
001		111529	7.1%
002		107272	6.9%
003		103063	6.6%
004		96907	6.2%

## File : 12 Kerala

# P\_NO: PAGE NO

Value	Label	Cases	Percentage
005		90685	5.8%
006		84225	5.4%
007		77756	5.0%
008		71819	4.6%
009		66050	4.2%
010		60624	3.9%
011		55307	3.5%
012		50849	3.2%
013		46613	3.0%
014		42691	2.7%
015		39123	2.5%
016		35740	2.3%
017		32633	2.1%
018		29916	1.9%
019		27580	1.8%
020		25155	1.6%
021		22936	1.5%
022		21054	1.3%
023		19101	1.2%
024		17612	1.1%
025		16017	1.0%
026		14770	0.9%
027		13433	0.9%
028		12303	0.8%
029		11328	0.7%
030		10472	0.7%
031		9688	0.6%
032		9000	0.6%
033		8320	0.5%
034		7634	0.5%
035		6955	0.4%
036		6418	0.4%
037		6004	0.4%
038		5564	0.4%
039		5261	0.3%
040		4990	0.3%
041		4487	0.3%
042		4190	0.3%
043		3934	0.3%
044		3715	0.2%
045		3459	0.2%
046		3225	0.2%
047		2980	0.2%

**File : 12 Kerala**

# P\_NO: PAGE NO

Value	Label	Cases	Percentage
048		2823	0.2%
049		2592	0.2%
050		2417	0.2%
051		2225	0.1%
052		2094	0.1%
053		2004	0.1%
054		1887	0.1%
055		1805	0.1%
056		1665	0.1%
057		1552	0.1%
058		1506	0.1%
059		1420	0.1%
060		1393	0.1%
061		1323	0.1%
062		1240	0.1%
063		1176	0.1%
064		1098	0.1%
065		1041	0.1%
066		964	0.1%
067		910	0.1%
068		867	0.1%
069		820	0.1%
070		789	0.1%
071		741	0.0%
072		716	0.0%
073		684	0.0%
074		674	0.0%
075		628	0.0%
076		588	0.0%
077		562	0.0%
078		555	0.0%
079		514	0.0%
080		473	0.0%
081		431	0.0%
082		414	0.0%
083		413	0.0%
084		394	0.0%
085		374	0.0%
086		375	0.0%
087		360	0.0%
088		353	0.0%
089		319	0.0%
090		291	0.0%

**File : 12 Kerala**

# P\_NO: PAGE NO

Value	Label	Cases	Percentage
091		280	0.0%
092		260	0.0%
093		252	0.0%
094		239	0.0%
095		217	0.0%
096		196	0.0%
097		199	0.0%
098		195	0.0%
099		190	0.0%
100		187	0.0%
101		186	0.0%
102		185	0.0%
103		173	0.0%
104		167	0.0%
105		160	0.0%
106		155	0.0%
107		153	0.0%
108		148	0.0%
109		143	0.0%
110		147	0.0%
111		145	0.0%
112		139	0.0%
113		140	0.0%
114		139	0.0%
115		126	0.0%
116		119	0.0%
117		119	0.0%
118		117	0.0%
119		112	0.0%
120		107	0.0%
121		111	0.0%
122		103	0.0%
123		112	0.0%
124		105	0.0%
125		105	0.0%
126		105	0.0%
127		104	0.0%
128		103	0.0%
129		105	0.0%
130		98	0.0%
131		90	0.0%
132		82	0.0%
133		76	0.0%

**File : 12 Kerala**

# P\_NO: PAGE NO

Value	Label	Cases	Percentage
134		73	0.0%
135		68	0.0%
136		70	0.0%
137		62	0.0%
138		60	0.0%
139		63	0.0%
140		63	0.0%
141		63	0.0%
142		64	0.0%
143		49	0.0%
144		55	0.0%
145		56	0.0%
146		51	0.0%
147		47	0.0%
148		49	0.0%
149		46	0.0%
150		46	0.0%
151		48	0.0%
152		49	0.0%
153		49	0.0%
154		49	0.0%
155		46	0.0%
156		37	0.0%
157		39	0.0%
158		34	0.0%
159		34	0.0%
160		35	0.0%
161		30	0.0%
162		35	0.0%
163		35	0.0%
164		34	0.0%
165		35	0.0%
166		35	0.0%
167		35	0.0%
168		35	0.0%
169		35	0.0%
170		35	0.0%
171		35	0.0%
172		35	0.0%
173		35	0.0%
174		32	0.0%
175		35	0.0%
176		35	0.0%

## File : 12 Kerala

### # P\_NO: PAGE NO

Value	Label	Cases	Percentage
177		28	0.0%
178		28	0.0%
179		28	0.0%
180		28	0.0%
181		26	0.0%
182		21	0.0%
183		13	0.0%
184		14	0.0%
185		14	0.0%
186		14	0.0%
187		14	0.0%
188		14	0.0%
189		14	0.0%
190		14	0.0%
191		13	0.0%
192		14	0.0%
193		14	0.0%
194		14	0.0%
195		14	0.0%
196		13	0.0%
197		13	0.0%
198		14	0.0%
199		14	0.0%
200		14	0.0%
201		14	0.0%
202		10	0.0%
203		7	0.0%
204		7	0.0%
205		7	0.0%
206		2	0.0%
232		1	0.0%
402		1	0.0%
505		7	0.0%
720		1	0.0%

*Warning: these figures indicate the number of cases found in the data file. They cannot be interpreted as summary statistics of the population of interest.*

### # LINE\_NO: LINE NUMBER

**Information** [Type= discrete] [Format=character] [Missing=\*]

**Statistics [NW/ W]** [Valid=1564671 /-] [Invalid=0 /-]

### # PREM\_S: PREMISES STATUS

**Information** [Type= discrete] [Format=character] [Missing=\*]

**Statistics [NW/ W]** [Valid=1564671 /-] [Invalid=0 /-]

## File : 12 Kerala

### # PREM\_S: PREMISES STATUS

Value	Label	Cases	Percentage
1	Without premises	137543	8.8%
2	With Premises	1427128	91.2%

Warning: these figures indicate the number of cases found in the data file. They cannot be interpreted as summary statistics of the population of interest.

### # SRL\_NO: RUNNING SERIAL NUMBER

Information [Type= discrete] [Format=character] [Missing=\*]

Statistics [NW/ W] [Valid=1564671 /-] [Invalid=0 /-]

### # NIC: NIC

Information [Type= discrete] [Format=character] [Missing=\*]

Statistics [NW/ W] [Valid=1564671 /-] [Invalid=0 /-]

Frequency table not shown (1338 Modalities)

### # AGRI\_NON\_AGRI: AGRILAND NON-AGRI.

Information [Type= discrete] [Format=character] [Missing=\*]

Statistics [NW/ W] [Valid=1564671 /-] [Invalid=0 /-]

Value	Label	Cases	Percentage
1	Agriculture	257893	16.5%
2	Non-Agriculture	1306778	83.5%

Warning: these figures indicate the number of cases found in the data file. They cannot be interpreted as summary statistics of the population of interest.

### # NOP: NATURE OF OPERATION

Information [Type= discrete] [Format=character] [Missing=\*]

Statistics [NW/ W] [Valid=1564671 /-] [Invalid=0 /-]

Value	Label	Cases	Percentage
1	Perennial	1441996	92.2%
2	Non-Perennial	122675	7.8%

Warning: these figures indicate the number of cases found in the data file. They cannot be interpreted as summary statistics of the population of interest.

### # OWN\_SHIP: OWNERSHIP CODE

Information [Type= discrete] [Format=character] [Missing=\*]

Statistics [NW/ W] [Valid=1564671 /-] [Invalid=0 /-]

Value	Label	Cases	Percentage
1	Private Non-Profit Institutions	86918	5.6%
2	Private Others	1400553	89.5%
3	Co-operatives	16054	1.0%
4	Governments	61146	3.9%

Warning: these figures indicate the number of cases found in the data file. They cannot be interpreted as summary statistics of the population of interest.

### # SG: SOCIAL GROUP CODE

Information [Type= discrete] [Format=character] [Missing=\*]

Statistics [NW/ W] [Valid=1564671 /-] [Invalid=0 /-]

Value	Label	Cases	Percentage
1	ST Female	4877	0.3%
2	ST Male	10705	0.7%

## File : 12 Kerala

### # SG: SOCIAL GROUP CODE

Value	Label	Cases	Percentage
3	SC Female	14489	0.9%
4	SC Male	29083	1.9%
5	OBC Female	109232	7.0%
6	OBC Male	591008	37.8%
7	Others Female	75040	4.8%
8	Others Male	566119	36.2%
9	Other than private enterprises	164118	10.5%

Warning: these figures indicate the number of cases found in the data file. They cannot be interpreted as summary statistics of the population of interest.

### # P\_F\_USED: POWER/FUEL USED

<b>Information</b>	[Type= discrete] [Format=character] [Missing=*]
<b>Statistics [NW/ W]</b>	[Valid=1564671 /-] [Invalid=0 /-]

Value	Label	Cases	Percentage
0	Without power	1286532	82.2%
1	Electricity	108646	6.9%
2	Coal/soft coke	9968	0.6%
3	Patrol/Diesel	48209	3.1%
4	LPG/Natural Gas	4682	0.3%
5	Fire wood	75688	4.8%
6	Kerosene	15622	1.0%
7	Animal power	1745	0.1%
8	"Non-conventional energy (bio-gas, solar & wind energy)	1475	0.1%
9	Others	12104	0.8%

Warning: these figures indicate the number of cases found in the data file. They cannot be interpreted as summary statistics of the population of interest.

### # Y\_OPRA: YEAR OF OPERATION

<b>Information</b>	[Type= discrete] [Format=character] [Missing=*]
<b>Statistics [NW/ W]</b>	[Valid=1564671 /-] [Invalid=0 /-]

Value	Label	Cases	Percentage
0	Less than 1 year	59815	3.8%
1	Completed 1 year	118595	7.6%
2	Completed 2 years	169190	10.8%
3	Completed 3 years	152854	9.8%
4	Completed 4 years	128171	8.2%
5	Completed 5 years	160042	10.2%
6	Completed 6 years	90247	5.8%
7	Completed 7 years	52640	3.4%
8	Completed 8 years	54246	3.5%
9	Completed 9 years or more	578871	37.0%

Warning: these figures indicate the number of cases found in the data file. They cannot be interpreted as summary statistics of the population of interest.

### # REGISN: REGISTRATION CODE

<b>Information</b>	[Type= discrete] [Format=character] [Missing=*]
<b>Statistics [NW/ W]</b>	[Valid=1564671 /-] [Invalid=0 /-]



## File : 12 Kerala

### # REGISN: REGISTRATION CODE

Value	Label	Cases	Percentage
00		1532942	98.0%
01		1093	0.1%
02		1776	0.1%
03		594	0.0%
04		199	0.0%
05		313	0.0%
06		262	0.0%
07		50	0.0%
08		357	0.0%
09		522	0.0%
11		5287	0.3%
12		572	0.0%
13		25	0.0%
14		7	0.0%
15		6	0.0%
16		18	0.0%
17		1	0.0%
18		7	0.0%
19		3	0.0%
22		13069	0.8%
23		20	0.0%
24		7	0.0%
25		16	0.0%
26		3	0.0%
27		1	0.0%
28		77	0.0%
33		2145	0.1%
35		2	0.0%
36		1	0.0%
44		1290	0.1%
45		3	0.0%
46		4	0.0%
48		1	0.0%
55		393	0.0%
66		472	0.0%
68		2	0.0%
77		48	0.0%
88		2634	0.2%
99		449	0.0%

*Warning: these figures indicate the number of cases found in the data file. They cannot be interpreted as summary statistics of the population of interest.*

### # SOF: SOURCE OF FINANCE

<b>Information</b>	[Type= discrete] [Format=character] [Missing=*]
<b>Statistics [NW/ W]</b>	[Valid=1564671 /-] [Invalid=0 /-]

## File : 12 Kerala

### # SOF: SOURCE OF FINANCE

Value	Label	Cases	Percentage
1	Assistance under IRDP	25268	1.6%
2	Assistance under other poverty alleviation programs(TRYSEM/DWCARA/toll kits)	9269	0.6%
3	Borrowing from institutions	143482	9.2%
4	Borrowing from non-institutions	48373	3.1%
5	Self financing	1141985	73.0%
6	Others	196294	12.5%

*Warning: these figures indicate the number of cases found in the data file. They cannot be interpreted as summary statistics of the population of interest.*

### # T\_ADULT\_M: TOTAL ADULT MALE

**Information** [Type= discrete] [Format=character] [Missing=\*]

**Statistics [NW/ W]** [Valid=1564671 /-] [Invalid=0 /-]

Value	Label	Cases	Percentage
00000		222333	14.2%
00001		912161	58.3%
00002		226333	14.5%
00003		82375	5.3%
00004		43959	2.8%
00005		22635	1.4%
00006		14649	0.9%
00007		7270	0.5%
00008		6896	0.4%
00009		3788	0.2%
00010		4294	0.3%
00011		1953	0.1%
00012		2343	0.1%
00013		1134	0.1%
00014		1071	0.1%
00015		1537	0.1%
00016		942	0.1%
00017		572	0.0%
00018		762	0.0%
00019		387	0.0%
00020		890	0.1%
00021		384	0.0%
00022		347	0.0%
00023		254	0.0%
00024		239	0.0%
00025		431	0.0%
00026		263	0.0%
00027		176	0.0%
00028		221	0.0%
00029		124	0.0%
00030		403	0.0%

## File : 12 Kerala

### # T\_ADULT\_M: TOTAL ADULT MALE

Value	Label	Cases	Percentage
00031		150	0.0%
00032		188	0.0%
00033		122	0.0%
00034		114	0.0%
00035		193	0.0%
00036		138	0.0%
00037		77	0.0%
00038		100	0.0%
00039		62	0.0%
00040		193	0.0%
00041		74	0.0%
00042		88	0.0%
00043		66	0.0%
00044		46	0.0%
00045		76	0.0%
00046		47	0.0%
00047		41	0.0%
00048		55	0.0%
00049		56	0.0%
00050		129	0.0%
00051		44	0.0%
00052		42	0.0%
00053		30	0.0%
00054		27	0.0%
00055		44	0.0%
00056		28	0.0%
00057		23	0.0%
00058		17	0.0%
00059		17	0.0%
00060		73	0.0%
00061		23	0.0%
00062		28	0.0%
00063		12	0.0%
00064		27	0.0%
00065		32	0.0%
00066		26	0.0%
00067		20	0.0%
00068		16	0.0%
00069		12	0.0%
00070		36	0.0%
00071		15	0.0%
00072		14	0.0%
00073		13	0.0%

## File : 12 Kerala

### # T\_ADULT\_M: TOTAL ADULT MALE

Value	Label	Cases	Percentage
00074		16	0.0%
00075		30	0.0%
00076		13	0.0%
00077		9	0.0%
00078		10	0.0%
00079		9	0.0%
00080		31	0.0%
00081		10	0.0%
00082		8	0.0%
00083		7	0.0%
00084		13	0.0%
00085		10	0.0%
00086		10	0.0%
00087		7	0.0%
00088		13	0.0%
00089		11	0.0%
00090		23	0.0%
00091		8	0.0%
00092		5	0.0%
00093		5	0.0%
00094		10	0.0%
00095		5	0.0%
00096		4	0.0%
00097		9	0.0%
00098		2	0.0%
00099		5	0.0%
00100		32	0.0%
00101		5	0.0%
00102		8	0.0%
00103		7	0.0%
00104		8	0.0%
00105		6	0.0%
00106		6	0.0%
00107		6	0.0%
00108		5	0.0%
00109		3	0.0%
00110		11	0.0%
00111		6	0.0%
00112		4	0.0%
00113		2	0.0%
00114		6	0.0%
00115		7	0.0%
00116		5	0.0%

**File : 12 Kerala****# T\_ADULT\_M: TOTAL ADULT MALE**

<b>Value</b>	<b>Label</b>	<b>Cases</b>	<b>Percentage</b>
00117		2	0.0%
00118		3	0.0%
00119		2	0.0%
00120		16	0.0%
00121		6	0.0%
00122		3	0.0%
00123		4	0.0%
00124		3	0.0%
00125		12	0.0%
00126		8	0.0%
00127		2	0.0%
00128		6	0.0%
00130		8	0.0%
00131		5	0.0%
00132		4	0.0%
00133		1	0.0%
00134		4	0.0%
00135		3	0.0%
00136		3	0.0%
00137		2	0.0%
00138		2	0.0%
00139		3	0.0%
00140		14	0.0%
00141		3	0.0%
00142		1	0.0%
00143		2	0.0%
00144		2	0.0%
00145		3	0.0%
00146		2	0.0%
00147		3	0.0%
00148		7	0.0%
00149		1	0.0%
00150		15	0.0%
00151		4	0.0%
00152		2	0.0%
00153		2	0.0%
00155		2	0.0%
00156		2	0.0%
00158		4	0.0%
00159		4	0.0%
00160		4	0.0%
00161		2	0.0%
00162		2	0.0%

**File : 12 Kerala****# T\_ADULT\_M: TOTAL ADULT MALE**

<b>Value</b>	<b>Label</b>	<b>Cases</b>	<b>Percentage</b>
00163		4	0.0%
00165		3	0.0%
00167		3	0.0%
00169		2	0.0%
00170		2	0.0%
00171		2	0.0%
00172		3	0.0%
00174		3	0.0%
00175		4	0.0%
00176		2	0.0%
00178		3	0.0%
00180		5	0.0%
00181		1	0.0%
00182		3	0.0%
00184		1	0.0%
00186		3	0.0%
00189		1	0.0%
00190		1	0.0%
00191		2	0.0%
00192		3	0.0%
00195		1	0.0%
00196		1	0.0%
00197		1	0.0%
00198		1	0.0%
00200		15	0.0%
00201		1	0.0%
00203		1	0.0%
00205		2	0.0%
00207		1	0.0%
00209		1	0.0%
00210		3	0.0%
00212		1	0.0%
00213		1	0.0%
00214		2	0.0%
00215		1	0.0%
00217		1	0.0%
00218		1	0.0%
00220		3	0.0%
00221		2	0.0%
00222		2	0.0%
00224		1	0.0%
00225		2	0.0%
00227		2	0.0%

**File : 12 Kerala****# T\_ADULT\_M: TOTAL ADULT MALE**

<b>Value</b>	<b>Label</b>	<b>Cases</b>	<b>Percentage</b>
00228		1	0.0%
00233		1	0.0%
00234		1	0.0%
00238		2	0.0%
00240		2	0.0%
00241		1	0.0%
00242		1	0.0%
00245		2	0.0%
00246		2	0.0%
00249		1	0.0%
00250		7	0.0%
00251		1	0.0%
00254		1	0.0%
00255		6	0.0%
00257		2	0.0%
00258		1	0.0%
00260		1	0.0%
00261		1	0.0%
00262		1	0.0%
00264		1	0.0%
00266		2	0.0%
00272		1	0.0%
00273		1	0.0%
00274		1	0.0%
00275		1	0.0%
00276		1	0.0%
00278		1	0.0%
00280		1	0.0%
00285		3	0.0%
00286		2	0.0%
00288		1	0.0%
00289		1	0.0%
00290		1	0.0%
00297		1	0.0%
00300		6	0.0%
00303		1	0.0%
00305		1	0.0%
00306		1	0.0%
00311		1	0.0%
00319		1	0.0%
00324		3	0.0%
00328		4	0.0%
00329		2	0.0%

**File : 12 Kerala****# T\_ADULT\_M: TOTAL ADULT MALE**

<b>Value</b>	<b>Label</b>	<b>Cases</b>	<b>Percentage</b>
00336		1	0.0%
00340		3	0.0%
00341		1	0.0%
00343		1	0.0%
00346		1	0.0%
00350		1	0.0%
00351		1	0.0%
00353		3	0.0%
00354		1	0.0%
00356		1	0.0%
00357		1	0.0%
00364		1	0.0%
00367		1	0.0%
00369		1	0.0%
00375		1	0.0%
00376		1	0.0%
00380		1	0.0%
00381		2	0.0%
00382		1	0.0%
00384		2	0.0%
00385		1	0.0%
00387		1	0.0%
00389		3	0.0%
00392		1	0.0%
00397		1	0.0%
00399		1	0.0%
00400		4	0.0%
00406		2	0.0%
00409		1	0.0%
00414		1	0.0%
00418		1	0.0%
00420		1	0.0%
00427		1	0.0%
00433		2	0.0%
00435		1	0.0%
00440		2	0.0%
00445		1	0.0%
00447		2	0.0%
00450		2	0.0%
00451		1	0.0%
00454		1	0.0%
00457		1	0.0%
00458		3	0.0%



**File : 12 Kerala****# T\_ADULT\_M: TOTAL ADULT MALE**

<b>Value</b>	<b>Label</b>	<b>Cases</b>	<b>Percentage</b>
00464		1	0.0%
00467		1	0.0%
00469		1	0.0%
00470		1	0.0%
00475		1	0.0%
00480		1	0.0%
00484		1	0.0%
00492		1	0.0%
00500		2	0.0%
00501		1	0.0%
00502		2	0.0%
00504		1	0.0%
00508		1	0.0%
00516		1	0.0%
00527		2	0.0%
00528		1	0.0%
00533		1	0.0%
00538		1	0.0%
00542		1	0.0%
00545		1	0.0%
00550		1	0.0%
00595		1	0.0%
00600		3	0.0%
00620		2	0.0%
00622		1	0.0%
00646		1	0.0%
00647		1	0.0%
00654		1	0.0%
00657		1	0.0%
00672		1	0.0%
00673		1	0.0%
00675		1	0.0%
00684		1	0.0%
00692		1	0.0%
00700		1	0.0%
00701		1	0.0%
00705		1	0.0%
00721		2	0.0%
00730		2	0.0%
00747		1	0.0%
00750		1	0.0%
00764		1	0.0%
00789		1	0.0%

## File : 12 Kerala

### # T\_ADULT\_M: TOTAL ADULT MALE

Value	Label	Cases	Percentage
00798		1	0.0%
00800		1	0.0%
00814		1	0.0%
00833		1	0.0%
00850		1	0.0%
00872		1	0.0%
00874		1	0.0%
00888		1	0.0%
00900		2	0.0%
00919		1	0.0%
00925		1	0.0%
00954		1	0.0%
01014		1	0.0%
01031		1	0.0%
01110		2	0.0%
01167		1	0.0%
01174		1	0.0%
01176		1	0.0%
01240		1	0.0%
01340		1	0.0%
01364		1	0.0%
01427		1	0.0%
01538		1	0.0%
01697		1	0.0%
02183		1	0.0%
02204		1	0.0%
02283		2	0.0%
02310		1	0.0%
02344		1	0.0%
02395		1	0.0%
02483		1	0.0%

Warning: these figures indicate the number of cases found in the data file. They cannot be interpreted as summary statistics of the population of interest.

### # T\_ADULT\_F: TOTAL ADULT FEMALE

<b>Information</b>	[Type= discrete] [Format=character] [Missing=*]		
<b>Statistics [NW/ W]</b>	[Valid=1564671 /-] [Invalid=0 /-]		
Value	Label	Cases	Percentage
00000		1107850	70.8%
00001		326974	20.9%
00002		62754	4.0%
00003		24648	1.6%
00004		10960	0.7%
00005		6438	0.4%
00006		5268	0.3%

## File : 12 Kerala

### # T\_ADULT\_F: TOTAL ADULT FEMALE

Value	Label	Cases	Percentage
00007		2760	0.2%
00008		2688	0.2%
00009		1619	0.1%
00010		2136	0.1%
00011		815	0.1%
00012		1099	0.1%
00013		670	0.0%
00014		524	0.0%
00015		951	0.1%
00016		501	0.0%
00017		344	0.0%
00018		410	0.0%
00019		244	0.0%
00020		619	0.0%
00021		205	0.0%
00022		208	0.0%
00023		168	0.0%
00024		179	0.0%
00025		315	0.0%
00026		160	0.0%
00027		123	0.0%
00028		124	0.0%
00029		96	0.0%
00030		277	0.0%
00031		106	0.0%
00032		100	0.0%
00033		73	0.0%
00034		67	0.0%
00035		121	0.0%
00036		69	0.0%
00037		52	0.0%
00038		68	0.0%
00039		56	0.0%
00040		151	0.0%
00041		37	0.0%
00042		58	0.0%
00043		35	0.0%
00044		40	0.0%
00045		65	0.0%
00046		39	0.0%
00047		39	0.0%
00048		33	0.0%
00049		27	0.0%

**File : 12 Kerala****# T\_ADULT\_F: TOTAL ADULT FEMALE**

<b>Value</b>	<b>Label</b>	<b>Cases</b>	<b>Percentage</b>
00050		119	0.0%
00051		20	0.0%
00052		26	0.0%
00053		24	0.0%
00054		21	0.0%
00055		21	0.0%
00056		23	0.0%
00057		14	0.0%
00058		29	0.0%
00059		12	0.0%
00060		81	0.0%
00061		19	0.0%
00062		16	0.0%
00063		20	0.0%
00064		16	0.0%
00065		34	0.0%
00066		9	0.0%
00067		13	0.0%
00068		12	0.0%
00069		8	0.0%
00070		40	0.0%
00071		6	0.0%
00072		15	0.0%
00073		11	0.0%
00074		8	0.0%
00075		29	0.0%
00076		3	0.0%
00077		8	0.0%
00078		8	0.0%
00079		3	0.0%
00080		21	0.0%
00081		8	0.0%
00082		14	0.0%
00083		5	0.0%
00084		5	0.0%
00085		8	0.0%
00086		13	0.0%
00087		9	0.0%
00088		5	0.0%
00089		1	0.0%
00090		19	0.0%
00091		5	0.0%
00092		5	0.0%

## File : 12 Kerala

### # T\_ADULT\_F: TOTAL ADULT FEMALE

Value	Label	Cases	Percentage
00093		8	0.0%
00094		3	0.0%
00095		7	0.0%
00096		4	0.0%
00097		4	0.0%
00098		10	0.0%
00099		2	0.0%
00100		34	0.0%
00101		2	0.0%
00102		3	0.0%
00103		1	0.0%
00104		2	0.0%
00105		5	0.0%
00106		2	0.0%
00107		1	0.0%
00108		4	0.0%
00109		2	0.0%
00110		8	0.0%
00111		1	0.0%
00112		3	0.0%
00113		3	0.0%
00114		1	0.0%
00115		6	0.0%
00116		4	0.0%
00117		1	0.0%
00118		2	0.0%
00119		1	0.0%
00120		6	0.0%
00121		1	0.0%
00122		1	0.0%
00123		1	0.0%
00125		5	0.0%
00127		2	0.0%
00128		3	0.0%
00129		6	0.0%
00130		5	0.0%
00131		1	0.0%
00132		4	0.0%
00133		1	0.0%
00135		3	0.0%
00137		1	0.0%
00139		1	0.0%
00140		9	0.0%

**File : 12 Kerala****# T\_ADULT\_F: TOTAL ADULT FEMALE**

<b>Value</b>	<b>Label</b>	<b>Cases</b>	<b>Percentage</b>
00141		3	0.0%
00142		1	0.0%
00143		2	0.0%
00144		1	0.0%
00145		5	0.0%
00146		2	0.0%
00147		2	0.0%
00148		2	0.0%
00149		2	0.0%
00150		24	0.0%
00152		1	0.0%
00155		1	0.0%
00157		1	0.0%
00159		1	0.0%
00160		9	0.0%
00163		1	0.0%
00164		1	0.0%
00165		2	0.0%
00166		2	0.0%
00167		2	0.0%
00168		1	0.0%
00169		1	0.0%
00170		1	0.0%
00175		5	0.0%
00180		4	0.0%
00184		4	0.0%
00185		3	0.0%
00188		1	0.0%
00190		2	0.0%
00193		2	0.0%
00195		2	0.0%
00198		2	0.0%
00200		16	0.0%
00201		1	0.0%
00202		2	0.0%
00204		1	0.0%
00206		1	0.0%
00210		1	0.0%
00215		4	0.0%
00216		2	0.0%
00217		1	0.0%
00219		1	0.0%
00221		1	0.0%

**File : 12 Kerala****# T\_ADULT\_F: TOTAL ADULT FEMALE**

<b>Value</b>	<b>Label</b>	<b>Cases</b>	<b>Percentage</b>
00225		1	0.0%
00227		1	0.0%
00228		1	0.0%
00230		4	0.0%
00233		1	0.0%
00235		1	0.0%
00236		1	0.0%
00238		3	0.0%
00240		4	0.0%
00241		1	0.0%
00244		2	0.0%
00247		1	0.0%
00249		1	0.0%
00250		9	0.0%
00251		4	0.0%
00252		1	0.0%
00253		2	0.0%
00254		1	0.0%
00257		1	0.0%
00258		2	0.0%
00260		1	0.0%
00265		1	0.0%
00268		1	0.0%
00270		3	0.0%
00274		1	0.0%
00275		2	0.0%
00277		1	0.0%
00280		2	0.0%
00282		2	0.0%
00284		1	0.0%
00285		1	0.0%
00286		1	0.0%
00287		1	0.0%
00289		1	0.0%
00290		2	0.0%
00292		2	0.0%
00293		1	0.0%
00297		1	0.0%
00300		11	0.0%
00303		1	0.0%
00306		1	0.0%
00312		2	0.0%
00313		1	0.0%

**File : 12 Kerala****# T\_ADULT\_F: TOTAL ADULT FEMALE**

<b>Value</b>	<b>Label</b>	<b>Cases</b>	<b>Percentage</b>
00315		2	0.0%
00316		1	0.0%
00318		2	0.0%
00320		2	0.0%
00327		1	0.0%
00328		1	0.0%
00331		1	0.0%
00340		1	0.0%
00341		1	0.0%
00343		1	0.0%
00346		1	0.0%
00348		1	0.0%
00350		2	0.0%
00353		1	0.0%
00358		1	0.0%
00360		4	0.0%
00361		1	0.0%
00366		1	0.0%
00368		1	0.0%
00369		1	0.0%
00370		1	0.0%
00374		1	0.0%
00376		2	0.0%
00378		1	0.0%
00380		2	0.0%
00381		1	0.0%
00382		3	0.0%
00389		1	0.0%
00390		1	0.0%
00395		1	0.0%
00396		1	0.0%
00400		8	0.0%
00402		1	0.0%
00407		1	0.0%
00408		1	0.0%
00410		1	0.0%
00411		1	0.0%
00412		1	0.0%
00413		1	0.0%
00414		1	0.0%
00416		2	0.0%
00425		2	0.0%
00426		1	0.0%



**File : 12 Kerala****# T\_ADULT\_F: TOTAL ADULT FEMALE**

<b>Value</b>	<b>Label</b>	<b>Cases</b>	<b>Percentage</b>
00430		1	0.0%
00435		1	0.0%
00436		1	0.0%
00437		1	0.0%
00441		1	0.0%
00450		1	0.0%
00452		1	0.0%
00453		1	0.0%
00456		1	0.0%
00461		1	0.0%
00462		1	0.0%
00464		1	0.0%
00465		1	0.0%
00467		1	0.0%
00469		1	0.0%
00471		1	0.0%
00477		1	0.0%
00478		1	0.0%
00482		1	0.0%
00483		1	0.0%
00484		1	0.0%
00485		1	0.0%
00487		1	0.0%
00491		1	0.0%
00493		1	0.0%
00496		1	0.0%
00500		4	0.0%
00520		1	0.0%
00527		1	0.0%
00530		1	0.0%
00532		1	0.0%
00551		1	0.0%
00553		1	0.0%
00560		1	0.0%
00580		1	0.0%
00584		1	0.0%
00588		1	0.0%
00591		1	0.0%
00598		1	0.0%
00600		1	0.0%
00622		1	0.0%
00628		1	0.0%
00630		1	0.0%

## File : 12 Kerala

### # T\_ADULT\_F: TOTAL ADULT FEMALE

Value	Label	Cases	Percentage
00639		1	0.0%
00650		3	0.0%
00663		1	0.0%
00675		2	0.0%
00700		2	0.0%
00704		2	0.0%
00713		1	0.0%
00720		1	0.0%
00722		1	0.0%
00733		1	0.0%
00800		1	0.0%
00850		2	0.0%
00856		1	0.0%
00859		1	0.0%
00912		1	0.0%
00941		1	0.0%
00990		1	0.0%
01042		1	0.0%
01061		1	0.0%
01100		1	0.0%
01141		1	0.0%
01144		1	0.0%
01164		1	0.0%
01203		1	0.0%
01681		1	0.0%
01742		1	0.0%

*Warning: these figures indicate the number of cases found in the data file. They cannot be interpreted as summary statistics of the population of interest.*

### # T\_CHILD\_M: TOTAL CHILD MALE

**Information** [Type= discrete] [Format=character] [Missing=\*]

**Statistics [NW/ W]** [Valid=1564671 /-] [Invalid=0 /-]

Value	Label	Cases	Percentage
00000		1546031	98.8%
00001		14903	1.0%
00002		2746	0.2%
00003		532	0.0%
00004		248	0.0%
00005		80	0.0%
00006		37	0.0%
00007		20	0.0%
00008		19	0.0%
00009		6	0.0%
00010		20	0.0%
00012		5	0.0%

## File : 12 Kerala

### # T\_CHILD\_M: TOTAL CHIELD MALE

Value	Label	Cases	Percentage
00013		4	0.0%
00014		2	0.0%
00015		8	0.0%
00016		1	0.0%
00020		1	0.0%
00023		2	0.0%
00025		1	0.0%
00030		1	0.0%
00038		2	0.0%
00050		1	0.0%
00161		1	0.0%

Warning: these figures indicate the number of cases found in the data file. They cannot be interpreted as summary statistics of the population of interest.

### # T\_CHILD\_F: TOTAL CHIELD FEMALE

<b>Information</b>	[Type= discrete] [Format=character] [Missing=*]
<b>Statistics [NW/ W]</b>	[Valid=1564671 /-] [Invalid=0 /-]

Value	Label	Cases	Percentage
00000		1556881	99.5%
00001		6097	0.4%
00002		1022	0.1%
00003		241	0.0%
00004		118	0.0%
00005		84	0.0%
00006		36	0.0%
00007		32	0.0%
00008		35	0.0%
00009		15	0.0%
00010		43	0.0%
00011		6	0.0%
00012		8	0.0%
00013		4	0.0%
00014		3	0.0%
00015		8	0.0%
00016		3	0.0%
00017		1	0.0%
00018		1	0.0%
00019		2	0.0%
00020		8	0.0%
00021		1	0.0%
00022		2	0.0%
00025		3	0.0%
00028		1	0.0%
00030		4	0.0%
00032		1	0.0%

## File : 12 Kerala

### # T\_CHILD\_F: TOTAL CHIELD FEMALE

Value	Label	Cases	Percentage
00036		1	0.0%
00040		2	0.0%
00048		1	0.0%
00050		2	0.0%
00053		1	0.0%
00058		1	0.0%
00108		1	0.0%
00109		1	0.0%
00270		1	0.0%

*Warning: these figures indicate the number of cases found in the data file. They cannot be interpreted as summary statistics of the population of interest.*

### # TOT: TOTAL OF TOTAL

<b>Information</b>	[Type= discrete] [Format=character] [Missing=*]
--------------------	---

<b>Statistics [NW/ W]</b>	[Valid=1564671 /-] [Invalid=0 /-]
---------------------------	-----------------------------------

Value	Label	Cases	Percentage
00001		944519	60.4%
00002		332109	21.2%
00003		112948	7.2%
00004		56008	3.6%
00005		31288	2.0%
00006		20092	1.3%
00007		11875	0.8%
00008		9487	0.6%
00009		6348	0.4%
00010		6431	0.4%
00011		3571	0.2%
00012		3754	0.2%
00013		2346	0.1%
00014		2004	0.1%
00015		2402	0.2%
00016		1614	0.1%
00017		1160	0.1%
00018		1226	0.1%
00019		772	0.0%
00020		1307	0.1%
00021		800	0.1%
00022		710	0.0%
00023		546	0.0%
00024		555	0.0%
00025		831	0.1%
00026		478	0.0%
00027		323	0.0%
00028		387	0.0%
00029		320	0.0%

**File : 12 Kerala****# TOT: TOTAL OF TOTAL**

<b>Value</b>	<b>Label</b>	<b>Cases</b>	<b>Percentage</b>
00030		733	0.0%
00031		299	0.0%
00032		337	0.0%
00033		253	0.0%
00034		235	0.0%
00035		385	0.0%
00036		278	0.0%
00037		197	0.0%
00038		215	0.0%
00039		162	0.0%
00040		344	0.0%
00041		155	0.0%
00042		171	0.0%
00043		144	0.0%
00044		118	0.0%
00045		162	0.0%
00046		119	0.0%
00047		118	0.0%
00048		103	0.0%
00049		85	0.0%
00050		210	0.0%
00051		122	0.0%
00052		92	0.0%
00053		92	0.0%
00054		76	0.0%
00055		100	0.0%
00056		73	0.0%
00057		61	0.0%
00058		59	0.0%
00059		45	0.0%
00060		139	0.0%
00061		56	0.0%
00062		46	0.0%
00063		65	0.0%
00064		45	0.0%
00065		83	0.0%
00066		46	0.0%
00067		50	0.0%
00068		38	0.0%
00069		48	0.0%
00070		91	0.0%
00071		31	0.0%
00072		47	0.0%

**File : 12 Kerala****# TOT: TOTAL OF TOTAL**

<b>Value</b>	<b>Label</b>	<b>Cases</b>	<b>Percentage</b>
00073		33	0.0%
00074		36	0.0%
00075		71	0.0%
00076		35	0.0%
00077		38	0.0%
00078		36	0.0%
00079		22	0.0%
00080		62	0.0%
00081		34	0.0%
00082		27	0.0%
00083		15	0.0%
00084		29	0.0%
00085		43	0.0%
00086		19	0.0%
00087		17	0.0%
00088		26	0.0%
00089		19	0.0%
00090		31	0.0%
00091		18	0.0%
00092		17	0.0%
00093		18	0.0%
00094		14	0.0%
00095		26	0.0%
00096		30	0.0%
00097		18	0.0%
00098		19	0.0%
00099		18	0.0%
00100		55	0.0%
00101		18	0.0%
00102		27	0.0%
00103		8	0.0%
00104		12	0.0%
00105		20	0.0%
00106		12	0.0%
00107		15	0.0%
00108		16	0.0%
00109		7	0.0%
00110		27	0.0%
00111		11	0.0%
00112		15	0.0%
00113		14	0.0%
00114		7	0.0%
00115		16	0.0%

**File : 12 Kerala****# TOT: TOTAL OF TOTAL**

<b>Value</b>	<b>Label</b>	<b>Cases</b>	<b>Percentage</b>
00116		12	0.0%
00117		5	0.0%
00118		7	0.0%
00119		5	0.0%
00120		23	0.0%
00121		7	0.0%
00122		5	0.0%
00123		12	0.0%
00124		6	0.0%
00125		10	0.0%
00126		11	0.0%
00127		6	0.0%
00128		10	0.0%
00129		6	0.0%
00130		14	0.0%
00131		7	0.0%
00132		8	0.0%
00133		6	0.0%
00134		5	0.0%
00135		16	0.0%
00136		7	0.0%
00137		5	0.0%
00138		4	0.0%
00139		2	0.0%
00140		16	0.0%
00141		5	0.0%
00142		5	0.0%
00144		8	0.0%
00145		8	0.0%
00146		5	0.0%
00147		5	0.0%
00148		5	0.0%
00149		5	0.0%
00150		25	0.0%
00151		10	0.0%
00152		3	0.0%
00153		6	0.0%
00154		4	0.0%
00155		5	0.0%
00156		7	0.0%
00157		6	0.0%
00158		3	0.0%
00159		1	0.0%

**File : 12 Kerala****# TOT: TOTAL OF TOTAL**

<b>Value</b>	<b>Label</b>	<b>Cases</b>	<b>Percentage</b>
00160		13	0.0%
00161		2	0.0%
00162		3	0.0%
00163		3	0.0%
00164		5	0.0%
00165		6	0.0%
00166		6	0.0%
00167		11	0.0%
00168		10	0.0%
00169		5	0.0%
00170		6	0.0%
00171		1	0.0%
00172		5	0.0%
00173		3	0.0%
00174		4	0.0%
00175		3	0.0%
00176		2	0.0%
00177		3	0.0%
00178		5	0.0%
00179		3	0.0%
00180		5	0.0%
00181		3	0.0%
00182		1	0.0%
00183		2	0.0%
00184		2	0.0%
00185		3	0.0%
00186		3	0.0%
00187		3	0.0%
00188		1	0.0%
00189		4	0.0%
00190		4	0.0%
00191		3	0.0%
00192		4	0.0%
00193		2	0.0%
00194		2	0.0%
00195		1	0.0%
00197		3	0.0%
00198		3	0.0%
00199		1	0.0%
00200		24	0.0%
00201		3	0.0%
00202		4	0.0%
00203		1	0.0%



**File : 12 Kerala****# TOT: TOTAL OF TOTAL**

<b>Value</b>	<b>Label</b>	<b>Cases</b>	<b>Percentage</b>
00204		3	0.0%
00205		2	0.0%
00206		2	0.0%
00207		3	0.0%
00208		2	0.0%
00209		2	0.0%
00210		3	0.0%
00211		3	0.0%
00212		7	0.0%
00213		1	0.0%
00214		3	0.0%
00215		3	0.0%
00216		3	0.0%
00217		5	0.0%
00218		2	0.0%
00220		3	0.0%
00221		2	0.0%
00223		1	0.0%
00224		2	0.0%
00225		3	0.0%
00226		1	0.0%
00227		3	0.0%
00228		1	0.0%
00229		1	0.0%
00230		3	0.0%
00231		2	0.0%
00232		2	0.0%
00233		4	0.0%
00234		2	0.0%
00235		1	0.0%
00236		3	0.0%
00237		5	0.0%
00238		1	0.0%
00239		1	0.0%
00240		2	0.0%
00241		1	0.0%
00242		2	0.0%
00243		4	0.0%
00244		2	0.0%
00246		2	0.0%
00248		1	0.0%
00249		2	0.0%
00250		19	0.0%

**File : 12 Kerala****# TOT: TOTAL OF TOTAL**

<b>Value</b>	<b>Label</b>	<b>Cases</b>	<b>Percentage</b>
00251		1	0.0%
00252		5	0.0%
00254		3	0.0%
00255		2	0.0%
00256		2	0.0%
00257		3	0.0%
00258		7	0.0%
00259		1	0.0%
00260		7	0.0%
00261		2	0.0%
00262		2	0.0%
00263		2	0.0%
00265		2	0.0%
00266		2	0.0%
00267		1	0.0%
00269		1	0.0%
00270		3	0.0%
00271		2	0.0%
00274		2	0.0%
00275		3	0.0%
00276		2	0.0%
00278		1	0.0%
00279		1	0.0%
00280		3	0.0%
00282		1	0.0%
00283		4	0.0%
00284		2	0.0%
00285		3	0.0%
00286		1	0.0%
00287		1	0.0%
00288		2	0.0%
00289		2	0.0%
00292		1	0.0%
00293		2	0.0%
00295		2	0.0%
00296		1	0.0%
00297		2	0.0%
00298		1	0.0%
00299		1	0.0%
00300		12	0.0%
00301		1	0.0%
00302		1	0.0%
00303		1	0.0%

**File : 12 Kerala****# TOT: TOTAL OF TOTAL**

<b>Value</b>	<b>Label</b>	<b>Cases</b>	<b>Percentage</b>
00304		2	0.0%
00306		3	0.0%
00310		2	0.0%
00311		1	0.0%
00312		1	0.0%
00313		1	0.0%
00314		1	0.0%
00315		5	0.0%
00316		1	0.0%
00318		1	0.0%
00320		3	0.0%
00322		1	0.0%
00324		2	0.0%
00325		3	0.0%
00327		2	0.0%
00328		4	0.0%
00330		5	0.0%
00331		2	0.0%
00332		3	0.0%
00334		1	0.0%
00335		1	0.0%
00336		1	0.0%
00337		1	0.0%
00340		3	0.0%
00341		2	0.0%
00343		2	0.0%
00344		1	0.0%
00345		1	0.0%
00349		1	0.0%
00350		9	0.0%
00352		1	0.0%
00353		3	0.0%
00355		1	0.0%
00356		2	0.0%
00357		1	0.0%
00360		2	0.0%
00362		2	0.0%
00367		3	0.0%
00368		1	0.0%
00369		1	0.0%
00370		1	0.0%
00374		1	0.0%
00375		2	0.0%

**File : 12 Kerala****# TOT: TOTAL OF TOTAL**

<b>Value</b>	<b>Label</b>	<b>Cases</b>	<b>Percentage</b>
00376		1	0.0%
00378		2	0.0%
00381		1	0.0%
00383		2	0.0%
00384		3	0.0%
00385		1	0.0%
00387		1	0.0%
00388		1	0.0%
00396		2	0.0%
00397		1	0.0%
00398		3	0.0%
00399		1	0.0%
00400		5	0.0%
00402		1	0.0%
00404		1	0.0%
00405		1	0.0%
00406		2	0.0%
00408		1	0.0%
00410		3	0.0%
00411		1	0.0%
00415		2	0.0%
00416		1	0.0%
00418		1	0.0%
00420		2	0.0%
00423		3	0.0%
00425		2	0.0%
00426		1	0.0%
00427		1	0.0%
00432		2	0.0%
00434		1	0.0%
00436		1	0.0%
00437		2	0.0%
00439		2	0.0%
00440		3	0.0%
00443		3	0.0%
00444		1	0.0%
00445		1	0.0%
00447		1	0.0%
00449		1	0.0%
00450		3	0.0%
00451		1	0.0%
00454		1	0.0%
00455		1	0.0%

**File : 12 Kerala****# TOT: TOTAL OF TOTAL**

<b>Value</b>	<b>Label</b>	<b>Cases</b>	<b>Percentage</b>
00459		1	0.0%
00460		1	0.0%
00461		1	0.0%
00463		2	0.0%
00467		1	0.0%
00468		1	0.0%
00470		1	0.0%
00471		1	0.0%
00474		1	0.0%
00475		1	0.0%
00476		1	0.0%
00477		4	0.0%
00479		4	0.0%
00480		2	0.0%
00481		1	0.0%
00482		1	0.0%
00483		1	0.0%
00485		1	0.0%
00487		1	0.0%
00490		1	0.0%
00493		1	0.0%
00495		1	0.0%
00498		1	0.0%
00500		6	0.0%
00502		4	0.0%
00504		1	0.0%
00505		2	0.0%
00507		1	0.0%
00509		1	0.0%
00515		1	0.0%
00516		1	0.0%
00518		2	0.0%
00520		1	0.0%
00522		1	0.0%
00528		1	0.0%
00529		3	0.0%
00530		1	0.0%
00532		1	0.0%
00534		1	0.0%
00536		1	0.0%
00538		1	0.0%
00539		1	0.0%
00543		1	0.0%

**File : 12 Kerala****# TOT: TOTAL OF TOTAL**

<b>Value</b>	<b>Label</b>	<b>Cases</b>	<b>Percentage</b>
00544		1	0.0%
00545		1	0.0%
00546		1	0.0%
00549		1	0.0%
00550		3	0.0%
00551		1	0.0%
00565		1	0.0%
00566		1	0.0%
00571		1	0.0%
00573		1	0.0%
00579		1	0.0%
00581		1	0.0%
00595		1	0.0%
00599		1	0.0%
00600		4	0.0%
00602		1	0.0%
00616		1	0.0%
00618		2	0.0%
00623		1	0.0%
00625		1	0.0%
00630		1	0.0%
00633		1	0.0%
00635		1	0.0%
00636		1	0.0%
00638		1	0.0%
00641		1	0.0%
00648		1	0.0%
00650		1	0.0%
00656		1	0.0%
00657		1	0.0%
00659		1	0.0%
00670		2	0.0%
00680		2	0.0%
00683		1	0.0%
00684		1	0.0%
00685		1	0.0%
00688		1	0.0%
00697		1	0.0%
00700		1	0.0%
00710		3	0.0%
00711		2	0.0%
00719		1	0.0%
00729		1	0.0%

**File : 12 Kerala****# TOT: TOTAL OF TOTAL**

<b>Value</b>	<b>Label</b>	<b>Cases</b>	<b>Percentage</b>
00730		1	0.0%
00743		1	0.0%
00747		1	0.0%
00750		3	0.0%
00753		1	0.0%
00755		1	0.0%
00765		2	0.0%
00770		1	0.0%
00778		1	0.0%
00796		1	0.0%
00797		1	0.0%
00800		2	0.0%
00805		1	0.0%
00812		1	0.0%
00813		1	0.0%
00820		1	0.0%
00847		1	0.0%
00850		2	0.0%
00863		1	0.0%
00866		1	0.0%
00877		1	0.0%
00885		1	0.0%
00888		1	0.0%
00896		1	0.0%
00901		2	0.0%
00913		1	0.0%
00915		1	0.0%
00922		1	0.0%
00940		1	0.0%
00947		1	0.0%
00950		1	0.0%
00954		1	0.0%
00955		1	0.0%
00956		1	0.0%
00998		1	0.0%
01049		1	0.0%
01072		1	0.0%
01080		1	0.0%
01091		1	0.0%
01116		1	0.0%
01127		1	0.0%
01148		1	0.0%
01182		1	0.0%

## File : 12 Kerala

### # TOT: TOTAL OF TOTAL

Value	Label	Cases	Percentage
01187		1	0.0%
01214		1	0.0%
01262		1	0.0%
01280		1	0.0%
01350		1	0.0%
01356		1	0.0%
01386		1	0.0%
01433		1	0.0%
01483		1	0.0%
01537		1	0.0%
01584		1	0.0%
01609		1	0.0%
02041		1	0.0%
02253		1	0.0%
02259		1	0.0%
02313		1	0.0%
02320		1	0.0%
02344		2	0.0%
02486		1	0.0%
02529		1	0.0%
02695		1	0.0%
03439		1	0.0%
03647		1	0.0%

Warning: these figures indicate the number of cases found in the data file. They cannot be interpreted as summary statistics of the population of interest.

### # H\_ADULT\_M: HIRED ADULT MALE

**Information** [Type= discrete] [Format=character] [Missing=\*]

**Statistics [NW/ W]** [Valid=1564671 /-] [Invalid=0 /-]

Value	Label	Cases	Percentage
00000		1086001	69.4%
00001		242720	15.5%
00002		103145	6.6%
00003		45345	2.9%
00004		26900	1.7%
00005		16113	1.0%
00006		9887	0.6%
00007		5903	0.4%
00008		5555	0.4%
00009		3115	0.2%
00010		3649	0.2%
00011		1532	0.1%
00012		2003	0.1%
00013		1021	0.1%
00014		1088	0.1%



## File : 12 Kerala

### # H\_ADULT\_M: HIRED ADULT MALE

Value	Label	Cases	Percentage
00015		1414	0.1%
00016		719	0.0%
00017		565	0.0%
00018		712	0.0%
00019		374	0.0%
00020		841	0.1%
00021		289	0.0%
00022		313	0.0%
00023		254	0.0%
00024		259	0.0%
00025		398	0.0%
00026		234	0.0%
00027		186	0.0%
00028		244	0.0%
00029		143	0.0%
00030		325	0.0%
00031		126	0.0%
00032		173	0.0%
00033		116	0.0%
00034		127	0.0%
00035		181	0.0%
00036		128	0.0%
00037		72	0.0%
00038		103	0.0%
00039		66	0.0%
00040		188	0.0%
00041		68	0.0%
00042		81	0.0%
00043		65	0.0%
00044		42	0.0%
00045		72	0.0%
00046		48	0.0%
00047		40	0.0%
00048		52	0.0%
00049		60	0.0%
00050		117	0.0%
00051		39	0.0%
00052		39	0.0%
00053		30	0.0%
00054		28	0.0%
00055		45	0.0%
00056		28	0.0%
00057		25	0.0%

**File : 12 Kerala****# H\_ADULT\_M: HIRED ADULT MALE**

<b>Value</b>	<b>Label</b>	<b>Cases</b>	<b>Percentage</b>
00058		20	0.0%
00059		14	0.0%
00060		73	0.0%
00061		17	0.0%
00062		28	0.0%
00063		14	0.0%
00064		26	0.0%
00065		31	0.0%
00066		24	0.0%
00067		21	0.0%
00068		14	0.0%
00069		12	0.0%
00070		38	0.0%
00071		11	0.0%
00072		13	0.0%
00073		15	0.0%
00074		18	0.0%
00075		27	0.0%
00076		13	0.0%
00077		9	0.0%
00078		11	0.0%
00079		7	0.0%
00080		34	0.0%
00081		9	0.0%
00082		7	0.0%
00083		6	0.0%
00084		12	0.0%
00085		12	0.0%
00086		11	0.0%
00087		5	0.0%
00088		12	0.0%
00089		12	0.0%
00090		24	0.0%
00091		4	0.0%
00092		4	0.0%
00093		5	0.0%
00094		10	0.0%
00095		4	0.0%
00096		4	0.0%
00097		9	0.0%
00098		3	0.0%
00099		5	0.0%
00100		32	0.0%

**File : 12 Kerala****# H\_ADULT\_M: HIRED ADULT MALE**

<b>Value</b>	<b>Label</b>	<b>Cases</b>	<b>Percentage</b>
00101		5	0.0%
00102		7	0.0%
00103		7	0.0%
00104		8	0.0%
00105		6	0.0%
00106		7	0.0%
00107		6	0.0%
00108		4	0.0%
00109		4	0.0%
00110		11	0.0%
00111		4	0.0%
00112		5	0.0%
00113		1	0.0%
00114		6	0.0%
00115		7	0.0%
00116		5	0.0%
00117		2	0.0%
00118		3	0.0%
00119		2	0.0%
00120		16	0.0%
00121		5	0.0%
00122		3	0.0%
00123		5	0.0%
00124		3	0.0%
00125		13	0.0%
00126		7	0.0%
00127		1	0.0%
00128		5	0.0%
00130		10	0.0%
00131		4	0.0%
00132		4	0.0%
00133		1	0.0%
00134		4	0.0%
00135		1	0.0%
00136		3	0.0%
00137		1	0.0%
00138		3	0.0%
00139		2	0.0%
00140		13	0.0%
00141		3	0.0%
00142		1	0.0%
00143		2	0.0%
00144		2	0.0%

**File : 12 Kerala****# H\_ADULT\_M: HIRED ADULT MALE**

<b>Value</b>	<b>Label</b>	<b>Cases</b>	<b>Percentage</b>
00145		3	0.0%
00146		2	0.0%
00147		3	0.0%
00148		7	0.0%
00149		1	0.0%
00150		17	0.0%
00151		1	0.0%
00152		2	0.0%
00153		2	0.0%
00155		2	0.0%
00156		2	0.0%
00157		1	0.0%
00158		3	0.0%
00159		4	0.0%
00160		4	0.0%
00161		2	0.0%
00162		2	0.0%
00163		4	0.0%
00165		3	0.0%
00167		3	0.0%
00169		2	0.0%
00170		2	0.0%
00171		2	0.0%
00172		3	0.0%
00174		2	0.0%
00175		4	0.0%
00176		2	0.0%
00178		3	0.0%
00180		5	0.0%
00181		1	0.0%
00182		2	0.0%
00184		1	0.0%
00186		3	0.0%
00189		1	0.0%
00190		1	0.0%
00191		2	0.0%
00192		3	0.0%
00195		1	0.0%
00196		1	0.0%
00197		1	0.0%
00198		1	0.0%
00200		15	0.0%
00201		1	0.0%

## File : 12 Kerala

### # H\_ADULT\_M: HIRED ADULT MALE

Value	Label	Cases	Percentage
00203		1	0.0%
00205		2	0.0%
00207		1	0.0%
00209		1	0.0%
00210		3	0.0%
00212		1	0.0%
00213		1	0.0%
00214		2	0.0%
00215		1	0.0%
00217		1	0.0%
00218		1	0.0%
00220		3	0.0%
00221		2	0.0%
00222		3	0.0%
00225		2	0.0%
00227		2	0.0%
00228		1	0.0%
00233		1	0.0%
00234		1	0.0%
00238		2	0.0%
00240		2	0.0%
00241		1	0.0%
00242		1	0.0%
00245		3	0.0%
00246		1	0.0%
00249		1	0.0%
00250		8	0.0%
00254		2	0.0%
00255		7	0.0%
00257		2	0.0%
00262		1	0.0%
00264		1	0.0%
00266		2	0.0%
00272		1	0.0%
00273		1	0.0%
00274		1	0.0%
00275		1	0.0%
00276		1	0.0%
00278		1	0.0%
00280		1	0.0%
00285		3	0.0%
00286		2	0.0%
00288		1	0.0%

**File : 12 Kerala****# H\_ADULT\_M: HIRED ADULT MALE**

<b>Value</b>	<b>Label</b>	<b>Cases</b>	<b>Percentage</b>
00289		1	0.0%
00290		1	0.0%
00297		1	0.0%
00300		6	0.0%
00303		1	0.0%
00305		1	0.0%
00306		1	0.0%
00311		1	0.0%
00319		1	0.0%
00324		3	0.0%
00328		4	0.0%
00329		2	0.0%
00336		1	0.0%
00340		3	0.0%
00341		1	0.0%
00343		1	0.0%
00346		1	0.0%
00350		1	0.0%
00351		1	0.0%
00353		3	0.0%
00354		1	0.0%
00356		1	0.0%
00357		1	0.0%
00364		1	0.0%
00367		1	0.0%
00369		1	0.0%
00375		1	0.0%
00376		1	0.0%
00380		1	0.0%
00381		2	0.0%
00382		1	0.0%
00384		2	0.0%
00385		1	0.0%
00387		1	0.0%
00389		3	0.0%
00392		1	0.0%
00397		1	0.0%
00399		1	0.0%
00400		4	0.0%
00406		2	0.0%
00409		1	0.0%
00414		1	0.0%
00418		1	0.0%

**File : 12 Kerala****# H\_ADULT\_M: HIRED ADULT MALE**

<b>Value</b>	<b>Label</b>	<b>Cases</b>	<b>Percentage</b>
00420		1	0.0%
00427		1	0.0%
00430		1	0.0%
00433		1	0.0%
00435		1	0.0%
00440		2	0.0%
00445		1	0.0%
00447		2	0.0%
00450		2	0.0%
00451		1	0.0%
00454		1	0.0%
00457		1	0.0%
00458		3	0.0%
00464		1	0.0%
00467		1	0.0%
00469		1	0.0%
00470		1	0.0%
00475		1	0.0%
00480		1	0.0%
00484		1	0.0%
00492		1	0.0%
00500		2	0.0%
00501		1	0.0%
00502		2	0.0%
00504		1	0.0%
00508		1	0.0%
00516		1	0.0%
00527		2	0.0%
00528		1	0.0%
00533		1	0.0%
00538		1	0.0%
00542		1	0.0%
00545		1	0.0%
00550		1	0.0%
00595		1	0.0%
00600		3	0.0%
00620		2	0.0%
00622		1	0.0%
00646		1	0.0%
00647		1	0.0%
00654		1	0.0%
00657		1	0.0%
00672		1	0.0%

**File : 12 Kerala****# H\_ADULT\_M: HIRED ADULT MALE**

Value	Label	Cases	Percentage
00673		1	0.0%
00675		1	0.0%
00684		1	0.0%
00692		1	0.0%
00700		2	0.0%
00705		1	0.0%
00721		2	0.0%
00730		2	0.0%
00747		1	0.0%
00750		1	0.0%
00764		1	0.0%
00789		1	0.0%
00798		1	0.0%
00800		1	0.0%
00814		1	0.0%
00833		1	0.0%
00850		1	0.0%
00872		1	0.0%
00874		1	0.0%
00888		1	0.0%
00900		2	0.0%
00919		1	0.0%
00925		1	0.0%
00954		1	0.0%
01014		1	0.0%
01031		1	0.0%
01110		2	0.0%
01167		1	0.0%
01174		1	0.0%
01176		1	0.0%
01240		1	0.0%
01340		1	0.0%
01364		1	0.0%
01427		1	0.0%
01538		1	0.0%
01697		1	0.0%
02183		1	0.0%
02204		1	0.0%
02283		2	0.0%
02310		1	0.0%
02344		1	0.0%
02395		1	0.0%
02483		1	0.0%

Warning: these figures indicate the number of cases found in the data file. They cannot be interpreted as summary statistics of the population of interest.



# File : 12 Kerala

## # H\_ADULT\_F: HIRED ADULT FEMALE

Information [Type= discrete] [Format=character] [Missing=\*]

Statistics [NW/ W] [Valid=1564671 /-] [Invalid=0 /-]

Value	Label	Cases	Percentage
00000		1403874	89.7%
00001		65950	4.2%
00002		41340	2.6%
00003		15502	1.0%
00004		9042	0.6%
00005		5912	0.4%
00006		4454	0.3%
00007		2538	0.2%
00008		2449	0.2%
00009		1504	0.1%
00010		1977	0.1%
00011		775	0.0%
00012		1027	0.1%
00013		620	0.0%
00014		526	0.0%
00015		891	0.1%
00016		480	0.0%
00017		333	0.0%
00018		390	0.0%
00019		239	0.0%
00020		592	0.0%
00021		195	0.0%
00022		207	0.0%
00023		160	0.0%
00024		175	0.0%
00025		295	0.0%
00026		159	0.0%
00027		116	0.0%
00028		122	0.0%
00029		98	0.0%
00030		255	0.0%
00031		98	0.0%
00032		104	0.0%
00033		69	0.0%
00034		65	0.0%
00035		115	0.0%
00036		67	0.0%
00037		51	0.0%
00038		68	0.0%
00039		56	0.0%
00040		139	0.0%

**File : 12 Kerala****# H\_ADULT\_F: HIRED ADULT FEMALE**

<b>Value</b>	<b>Label</b>	<b>Cases</b>	<b>Percentage</b>
00041		34	0.0%
00042		56	0.0%
00043		36	0.0%
00044		38	0.0%
00045		66	0.0%
00046		37	0.0%
00047		39	0.0%
00048		32	0.0%
00049		26	0.0%
00050		113	0.0%
00051		18	0.0%
00052		26	0.0%
00053		23	0.0%
00054		18	0.0%
00055		24	0.0%
00056		22	0.0%
00057		13	0.0%
00058		28	0.0%
00059		14	0.0%
00060		78	0.0%
00061		16	0.0%
00062		15	0.0%
00063		20	0.0%
00064		15	0.0%
00065		33	0.0%
00066		9	0.0%
00067		11	0.0%
00068		12	0.0%
00069		7	0.0%
00070		40	0.0%
00071		6	0.0%
00072		15	0.0%
00073		8	0.0%
00074		8	0.0%
00075		29	0.0%
00076		3	0.0%
00077		8	0.0%
00078		8	0.0%
00079		2	0.0%
00080		21	0.0%
00081		8	0.0%
00082		14	0.0%
00083		5	0.0%

## File : 12 Kerala

### # H\_ADULT\_F: HIRED ADULT FEMALE

Value	Label	Cases	Percentage
00084		6	0.0%
00085		8	0.0%
00086		12	0.0%
00087		8	0.0%
00088		5	0.0%
00089		1	0.0%
00090		19	0.0%
00091		5	0.0%
00092		5	0.0%
00093		7	0.0%
00094		3	0.0%
00095		8	0.0%
00096		3	0.0%
00097		4	0.0%
00098		10	0.0%
00099		2	0.0%
00100		33	0.0%
00101		2	0.0%
00102		3	0.0%
00103		1	0.0%
00104		2	0.0%
00105		5	0.0%
00106		2	0.0%
00107		1	0.0%
00108		4	0.0%
00109		2	0.0%
00110		8	0.0%
00111		1	0.0%
00112		3	0.0%
00113		3	0.0%
00114		1	0.0%
00115		6	0.0%
00116		4	0.0%
00117		1	0.0%
00118		2	0.0%
00119		1	0.0%
00120		6	0.0%
00121		1	0.0%
00122		1	0.0%
00123		1	0.0%
00125		5	0.0%
00127		2	0.0%
00128		3	0.0%

## File : 12 Kerala

### # H\_ADULT\_F: HIRED ADULT FEMALE

Value	Label	Cases	Percentage
00129		6	0.0%
00130		5	0.0%
00131		1	0.0%
00132		4	0.0%
00133		1	0.0%
00135		3	0.0%
00137		1	0.0%
00139		1	0.0%
00140		9	0.0%
00141		3	0.0%
00142		1	0.0%
00143		2	0.0%
00144		1	0.0%
00145		5	0.0%
00146		2	0.0%
00147		2	0.0%
00148		2	0.0%
00149		2	0.0%
00150		24	0.0%
00152		1	0.0%
00155		1	0.0%
00157		1	0.0%
00159		1	0.0%
00160		9	0.0%
00163		1	0.0%
00164		1	0.0%
00165		2	0.0%
00166		2	0.0%
00167		2	0.0%
00168		1	0.0%
00169		1	0.0%
00170		1	0.0%
00175		5	0.0%
00180		4	0.0%
00184		4	0.0%
00185		3	0.0%
00188		1	0.0%
00190		2	0.0%
00193		2	0.0%
00195		2	0.0%
00198		2	0.0%
00200		17	0.0%
00201		1	0.0%

**File : 12 Kerala****# H\_ADULT\_F: HIRED ADULT FEMALE**

<b>Value</b>	<b>Label</b>	<b>Cases</b>	<b>Percentage</b>
00202		1	0.0%
00204		1	0.0%
00206		1	0.0%
00210		1	0.0%
00215		4	0.0%
00216		2	0.0%
00217		1	0.0%
00219		1	0.0%
00221		1	0.0%
00225		1	0.0%
00227		1	0.0%
00228		1	0.0%
00230		4	0.0%
00233		1	0.0%
00235		1	0.0%
00236		1	0.0%
00238		3	0.0%
00240		4	0.0%
00241		1	0.0%
00244		2	0.0%
00247		1	0.0%
00249		1	0.0%
00250		9	0.0%
00251		4	0.0%
00252		1	0.0%
00253		2	0.0%
00254		1	0.0%
00257		1	0.0%
00258		2	0.0%
00260		1	0.0%
00265		1	0.0%
00268		1	0.0%
00270		3	0.0%
00274		1	0.0%
00275		2	0.0%
00277		1	0.0%
00280		2	0.0%
00282		2	0.0%
00284		1	0.0%
00285		1	0.0%
00286		1	0.0%
00287		1	0.0%
00289		1	0.0%

## File : 12 Kerala

### # H\_ADULT\_F: HIRED ADULT FEMALE

Value	Label	Cases	Percentage
00290		2	0.0%
00292		2	0.0%
00293		1	0.0%
00297		1	0.0%
00300		11	0.0%
00303		1	0.0%
00306		1	0.0%
00312		2	0.0%
00313		1	0.0%
00315		2	0.0%
00316		1	0.0%
00318		2	0.0%
00320		2	0.0%
00327		1	0.0%
00328		1	0.0%
00331		1	0.0%
00340		1	0.0%
00341		1	0.0%
00343		1	0.0%
00346		1	0.0%
00348		1	0.0%
00350		1	0.0%
00353		1	0.0%
00358		1	0.0%
00360		4	0.0%
00361		1	0.0%
00366		1	0.0%
00368		1	0.0%
00369		1	0.0%
00370		1	0.0%
00374		1	0.0%
00376		2	0.0%
00378		1	0.0%
00380		2	0.0%
00381		1	0.0%
00382		3	0.0%
00389		1	0.0%
00390		1	0.0%
00395		1	0.0%
00396		1	0.0%
00400		8	0.0%
00402		1	0.0%
00407		1	0.0%

**File : 12 Kerala****# H\_ADULT\_F: HIRED ADULT FEMALE**

<b>Value</b>	<b>Label</b>	<b>Cases</b>	<b>Percentage</b>
00408		1	0.0%
00410		1	0.0%
00411		1	0.0%
00412		1	0.0%
00413		1	0.0%
00414		1	0.0%
00415		1	0.0%
00416		1	0.0%
00425		2	0.0%
00426		1	0.0%
00430		1	0.0%
00435		1	0.0%
00436		1	0.0%
00437		1	0.0%
00441		1	0.0%
00450		1	0.0%
00452		1	0.0%
00453		1	0.0%
00456		1	0.0%
00461		1	0.0%
00462		1	0.0%
00464		1	0.0%
00465		1	0.0%
00467		1	0.0%
00469		1	0.0%
00471		1	0.0%
00477		1	0.0%
00478		1	0.0%
00482		1	0.0%
00483		1	0.0%
00484		1	0.0%
00485		1	0.0%
00487		1	0.0%
00491		1	0.0%
00493		1	0.0%
00496		1	0.0%
00500		4	0.0%
00520		1	0.0%
00527		1	0.0%
00530		1	0.0%
00532		1	0.0%
00551		1	0.0%
00553		1	0.0%

## File : 12 Kerala

### # H\_ADULT\_F: HIRED ADULT FEMALE

Value	Label	Cases	Percentage
00560		1	0.0%
00580		1	0.0%
00584		1	0.0%
00588		1	0.0%
00591		1	0.0%
00598		1	0.0%
00600		1	0.0%
00622		1	0.0%
00625		1	0.0%
00630		1	0.0%
00639		1	0.0%
00650		3	0.0%
00663		1	0.0%
00675		2	0.0%
00700		2	0.0%
00704		2	0.0%
00713		1	0.0%
00720		1	0.0%
00722		1	0.0%
00733		1	0.0%
00800		1	0.0%
00850		2	0.0%
00856		1	0.0%
00859		1	0.0%
00912		1	0.0%
00941		1	0.0%
00990		1	0.0%
01042		1	0.0%
01061		1	0.0%
01100		1	0.0%
01141		1	0.0%
01144		1	0.0%
01164		1	0.0%
01203		1	0.0%
01681		1	0.0%
01742		1	0.0%

Warning: these figures indicate the number of cases found in the data file. They cannot be interpreted as summary statistics of the population of interest.

### # H\_CHILD\_M: HIRED CHIELD MALE

<b>Information</b>	[Type= discrete] [Format=character] [Missing=*]		
<b>Statistics [NW/ W]</b>	[Valid=1564671 /-] [Invalid=0 /-]		
Value	Label	Cases	Percentage
00000		1555920	99.4%
00001		6316	0.4%



## File : 12 Kerala

### # H\_CHILD\_M: HIRED CHIELD MALE

Value	Label	Cases	Percentage
00002		1734	0.1%
00003		365	0.0%
00004		182	0.0%
00005		62	0.0%
00006		27	0.0%
00007		15	0.0%
00008		13	0.0%
00009		5	0.0%
00010		14	0.0%
00012		5	0.0%
00013		3	0.0%
00015		6	0.0%
00016		1	0.0%
00025		1	0.0%
00038		1	0.0%
00050		1	0.0%

Warning: these figures indicate the number of cases found in the data file. They cannot be interpreted as summary statistics of the population of interest.

### # H\_CHILD\_F: HIRED CHIELD FEMALE

<b>Information</b>	[Type= discrete] [Format=character] [Missing=*]
<b>Statistics [NW/ W]</b>	[Valid=1564671 /-] [Invalid=0 /-]

Value	Label	Cases	Percentage
00000		1562642	99.9%
00001		1094	0.1%
00002		457	0.0%
00003		158	0.0%
00004		79	0.0%
00005		64	0.0%
00006		31	0.0%
00007		23	0.0%
00008		28	0.0%
00009		12	0.0%
00010		33	0.0%
00011		5	0.0%
00012		8	0.0%
00013		2	0.0%
00014		1	0.0%
00015		8	0.0%
00016		2	0.0%
00018		1	0.0%
00019		2	0.0%
00020		6	0.0%
00021		1	0.0%
00022		2	0.0%

## File : 12 Kerala

### # H\_CHILD\_F: HIRED CHIELD FEMALE

Value	Label	Cases	Percentage
00025		1	0.0%
00030		2	0.0%
00032		1	0.0%
00036		1	0.0%
00040		2	0.0%
00050		2	0.0%
00053		1	0.0%
00108		1	0.0%
00109		1	0.0%

*Warning: these figures indicate the number of cases found in the data file. They cannot be interpreted as summary statistics of the population of interest.*

### # T\_HIRED: TOTAL OF HIRED

<b>Information</b>	[Type= discrete] [Format=character] [Missing=*]
--------------------	---

<b>Statistics [NW/ W]</b>	[Valid=1564671 /-] [Invalid=0 /-]
---------------------------	-----------------------------------

Value	Label	Cases	Percentage
00000		1021620	65.3%
00001		241759	15.5%
00002		124280	7.9%
00003		53165	3.4%
00004		32147	2.1%
00005		20694	1.3%
00006		13536	0.9%
00007		8893	0.6%
00008		7393	0.5%
00009		5279	0.3%
00010		5382	0.3%
00011		2902	0.2%
00012		3257	0.2%
00013		2000	0.1%
00014		1955	0.1%
00015		2123	0.1%
00016		1300	0.1%
00017		1118	0.1%
00018		1144	0.1%
00019		774	0.0%
00020		1224	0.1%
00021		653	0.0%
00022		655	0.0%
00023		512	0.0%
00024		590	0.0%
00025		762	0.0%
00026		398	0.0%
00027		325	0.0%
00028		402	0.0%

**File : 12 Kerala****# T\_HIRED: TOTAL OF HIRED**

<b>Value</b>	<b>Label</b>	<b>Cases</b>	<b>Percentage</b>
00029		356	0.0%
00030		626	0.0%
00031		251	0.0%
00032		315	0.0%
00033		245	0.0%
00034		243	0.0%
00035		387	0.0%
00036		235	0.0%
00037		193	0.0%
00038		205	0.0%
00039		177	0.0%
00040		337	0.0%
00041		127	0.0%
00042		163	0.0%
00043		143	0.0%
00044		115	0.0%
00045		166	0.0%
00046		106	0.0%
00047		113	0.0%
00048		100	0.0%
00049		82	0.0%
00050		210	0.0%
00051		106	0.0%
00052		87	0.0%
00053		85	0.0%
00054		68	0.0%
00055		101	0.0%
00056		74	0.0%
00057		61	0.0%
00058		62	0.0%
00059		49	0.0%
00060		133	0.0%
00061		44	0.0%
00062		48	0.0%
00063		64	0.0%
00064		48	0.0%
00065		73	0.0%
00066		46	0.0%
00067		45	0.0%
00068		40	0.0%
00069		45	0.0%
00070		90	0.0%
00071		28	0.0%

## File : 12 Kerala

### # T\_HIRED: TOTAL OF HIRED

Value	Label	Cases	Percentage
00072		50	0.0%
00073		33	0.0%
00074		36	0.0%
00075		70	0.0%
00076		34	0.0%
00077		36	0.0%
00078		32	0.0%
00079		26	0.0%
00080		67	0.0%
00081		23	0.0%
00082		25	0.0%
00083		16	0.0%
00084		29	0.0%
00085		37	0.0%
00086		21	0.0%
00087		19	0.0%
00088		23	0.0%
00089		17	0.0%
00090		34	0.0%
00091		15	0.0%
00092		16	0.0%
00093		18	0.0%
00094		15	0.0%
00095		23	0.0%
00096		27	0.0%
00097		17	0.0%
00098		20	0.0%
00099		16	0.0%
00100		59	0.0%
00101		19	0.0%
00102		21	0.0%
00103		8	0.0%
00104		10	0.0%
00105		19	0.0%
00106		13	0.0%
00107		15	0.0%
00108		16	0.0%
00109		7	0.0%
00110		31	0.0%
00111		10	0.0%
00112		12	0.0%
00113		12	0.0%
00114		7	0.0%

**File : 12 Kerala****# T\_HIRED: TOTAL OF HIRED**

<b>Value</b>	<b>Label</b>	<b>Cases</b>	<b>Percentage</b>
00115		16	0.0%
00116		11	0.0%
00117		4	0.0%
00118		7	0.0%
00119		7	0.0%
00120		26	0.0%
00121		6	0.0%
00122		4	0.0%
00123		13	0.0%
00124		6	0.0%
00125		13	0.0%
00126		8	0.0%
00127		6	0.0%
00128		7	0.0%
00129		5	0.0%
00130		16	0.0%
00131		6	0.0%
00132		7	0.0%
00133		6	0.0%
00134		5	0.0%
00135		16	0.0%
00136		5	0.0%
00137		5	0.0%
00138		3	0.0%
00139		2	0.0%
00140		16	0.0%
00141		5	0.0%
00142		5	0.0%
00144		8	0.0%
00145		8	0.0%
00146		5	0.0%
00147		5	0.0%
00148		6	0.0%
00149		5	0.0%
00150		29	0.0%
00151		7	0.0%
00152		4	0.0%
00153		5	0.0%
00154		3	0.0%
00155		4	0.0%
00156		8	0.0%
00157		5	0.0%
00158		3	0.0%

## File : 12 Kerala

### # T\_HIRED: TOTAL OF HIRED

Value	Label	Cases	Percentage
00159		1	0.0%
00160		14	0.0%
00161		1	0.0%
00162		3	0.0%
00163		2	0.0%
00164		5	0.0%
00165		6	0.0%
00166		6	0.0%
00167		11	0.0%
00168		10	0.0%
00169		4	0.0%
00170		6	0.0%
00171		1	0.0%
00172		5	0.0%
00173		3	0.0%
00174		3	0.0%
00175		3	0.0%
00176		2	0.0%
00177		4	0.0%
00178		5	0.0%
00179		2	0.0%
00180		4	0.0%
00181		3	0.0%
00182		1	0.0%
00183		2	0.0%
00184		2	0.0%
00185		3	0.0%
00186		3	0.0%
00187		3	0.0%
00188		1	0.0%
00189		5	0.0%
00190		3	0.0%
00191		3	0.0%
00192		4	0.0%
00193		2	0.0%
00194		2	0.0%
00195		1	0.0%
00197		3	0.0%
00198		3	0.0%
00199		1	0.0%
00200		25	0.0%
00201		2	0.0%
00202		5	0.0%

**File : 12 Kerala**

**# T\_HIRED: TOTAL OF HIRED**

Value	Label	Cases	Percentage
00203		1	0.0%
00204		2	0.0%
00205		2	0.0%
00206		2	0.0%
00207		2	0.0%
00208		3	0.0%
00209		1	0.0%
00210		7	0.0%
00211		1	0.0%
00212		5	0.0%
00213		1	0.0%
00214		3	0.0%
00215		3	0.0%
00216		3	0.0%
00217		5	0.0%
00218		2	0.0%
00220		4	0.0%
00221		1	0.0%
00223		1	0.0%
00224		3	0.0%
00225		3	0.0%
00227		3	0.0%
00228		1	0.0%
00229		1	0.0%
00230		5	0.0%
00231		2	0.0%
00232		2	0.0%
00233		2	0.0%
00234		2	0.0%
00235		2	0.0%
00236		3	0.0%
00237		3	0.0%
00238		2	0.0%
00240		2	0.0%
00241		1	0.0%
00242		2	0.0%
00243		4	0.0%
00244		2	0.0%
00246		2	0.0%
00248		1	0.0%
00249		3	0.0%
00250		21	0.0%
00251		1	0.0%

## File : 12 Kerala

### # T\_HIRED: TOTAL OF HIRED

Value	Label	Cases	Percentage
00252		3	0.0%
00254		4	0.0%
00255		3	0.0%
00256		3	0.0%
00257		2	0.0%
00258		7	0.0%
00260		6	0.0%
00261		1	0.0%
00262		2	0.0%
00263		2	0.0%
00264		1	0.0%
00265		2	0.0%
00266		1	0.0%
00267		1	0.0%
00269		1	0.0%
00270		4	0.0%
00274		2	0.0%
00275		4	0.0%
00276		1	0.0%
00279		1	0.0%
00280		3	0.0%
00282		1	0.0%
00283		5	0.0%
00284		1	0.0%
00285		3	0.0%
00286		1	0.0%
00287		1	0.0%
00288		2	0.0%
00289		2	0.0%
00292		1	0.0%
00293		2	0.0%
00295		2	0.0%
00296		1	0.0%
00297		2	0.0%
00298		1	0.0%
00299		2	0.0%
00300		11	0.0%
00301		1	0.0%
00302		1	0.0%
00303		1	0.0%
00304		2	0.0%
00305		1	0.0%
00306		2	0.0%



**File : 12 Kerala****# T\_HIRED: TOTAL OF HIRED**

<b>Value</b>	<b>Label</b>	<b>Cases</b>	<b>Percentage</b>
00310		2	0.0%
00311		2	0.0%
00313		1	0.0%
00314		3	0.0%
00315		4	0.0%
00318		1	0.0%
00319		1	0.0%
00320		2	0.0%
00322		1	0.0%
00324		2	0.0%
00325		3	0.0%
00326		1	0.0%
00327		1	0.0%
00328		4	0.0%
00330		5	0.0%
00331		2	0.0%
00332		3	0.0%
00334		2	0.0%
00336		1	0.0%
00337		1	0.0%
00340		3	0.0%
00341		2	0.0%
00343		2	0.0%
00344		1	0.0%
00345		1	0.0%
00349		2	0.0%
00350		8	0.0%
00352		2	0.0%
00353		2	0.0%
00355		1	0.0%
00356		2	0.0%
00360		2	0.0%
00361		1	0.0%
00362		1	0.0%
00366		1	0.0%
00367		2	0.0%
00368		1	0.0%
00369		1	0.0%
00370		1	0.0%
00374		1	0.0%
00375		3	0.0%
00376		1	0.0%
00378		1	0.0%

**File : 12 Kerala**

**# T\_HIRED: TOTAL OF HIRED**

Value	Label	Cases	Percentage
00381		1	0.0%
00383		2	0.0%
00384		3	0.0%
00385		1	0.0%
00387		1	0.0%
00388		1	0.0%
00396		2	0.0%
00397		1	0.0%
00398		3	0.0%
00399		1	0.0%
00400		5	0.0%
00402		1	0.0%
00404		2	0.0%
00405		1	0.0%
00406		2	0.0%
00408		1	0.0%
00410		2	0.0%
00411		1	0.0%
00415		2	0.0%
00416		1	0.0%
00418		1	0.0%
00420		2	0.0%
00422		1	0.0%
00423		2	0.0%
00425		2	0.0%
00426		2	0.0%
00432		2	0.0%
00434		1	0.0%
00436		1	0.0%
00437		2	0.0%
00438		1	0.0%
00439		1	0.0%
00440		3	0.0%
00443		3	0.0%
00444		1	0.0%
00445		1	0.0%
00447		1	0.0%
00449		1	0.0%
00450		3	0.0%
00451		1	0.0%
00454		1	0.0%
00455		2	0.0%
00460		1	0.0%

**File : 12 Kerala****# T\_HIRED: TOTAL OF HIRED**

<b>Value</b>	<b>Label</b>	<b>Cases</b>	<b>Percentage</b>
00461		2	0.0%
00463		1	0.0%
00467		1	0.0%
00468		1	0.0%
00470		1	0.0%
00471		1	0.0%
00474		1	0.0%
00475		1	0.0%
00476		1	0.0%
00477		4	0.0%
00478		1	0.0%
00479		3	0.0%
00480		2	0.0%
00481		1	0.0%
00482		1	0.0%
00483		1	0.0%
00485		1	0.0%
00487		1	0.0%
00490		1	0.0%
00493		1	0.0%
00495		1	0.0%
00498		1	0.0%
00500		6	0.0%
00502		4	0.0%
00504		1	0.0%
00505		2	0.0%
00507		1	0.0%
00509		1	0.0%
00515		1	0.0%
00516		1	0.0%
00518		2	0.0%
00520		1	0.0%
00522		1	0.0%
00528		1	0.0%
00529		3	0.0%
00530		1	0.0%
00532		1	0.0%
00533		1	0.0%
00535		1	0.0%
00538		1	0.0%
00539		1	0.0%
00543		1	0.0%
00544		1	0.0%

**File : 12 Kerala**

**# T\_HIRED: TOTAL OF HIRED**

Value	Label	Cases	Percentage
00545		1	0.0%
00546		1	0.0%
00549		1	0.0%
00550		4	0.0%
00565		1	0.0%
00566		1	0.0%
00571		1	0.0%
00573		1	0.0%
00578		1	0.0%
00581		1	0.0%
00595		1	0.0%
00599		1	0.0%
00600		4	0.0%
00602		1	0.0%
00616		1	0.0%
00618		2	0.0%
00623		1	0.0%
00625		1	0.0%
00629		1	0.0%
00630		1	0.0%
00635		1	0.0%
00636		1	0.0%
00638		1	0.0%
00641		1	0.0%
00648		1	0.0%
00650		1	0.0%
00656		1	0.0%
00657		1	0.0%
00659		1	0.0%
00670		2	0.0%
00680		2	0.0%
00683		1	0.0%
00684		2	0.0%
00688		1	0.0%
00697		1	0.0%
00700		1	0.0%
00710		3	0.0%
00711		2	0.0%
00719		1	0.0%
00729		1	0.0%
00730		1	0.0%
00743		1	0.0%
00747		1	0.0%

**File : 12 Kerala**

**# T\_HIRED: TOTAL OF HIRED**

Value	Label	Cases	Percentage
00750		3	0.0%
00753		1	0.0%
00755		1	0.0%
00765		2	0.0%
00770		1	0.0%
00778		1	0.0%
00796		1	0.0%
00797		1	0.0%
00800		2	0.0%
00805		1	0.0%
00812		1	0.0%
00813		1	0.0%
00820		1	0.0%
00847		1	0.0%
00850		2	0.0%
00863		2	0.0%
00877		1	0.0%
00885		1	0.0%
00888		1	0.0%
00896		1	0.0%
00900		1	0.0%
00901		1	0.0%
00913		1	0.0%
00915		1	0.0%
00922		1	0.0%
00940		1	0.0%
00947		1	0.0%
00950		1	0.0%
00954		1	0.0%
00955		1	0.0%
00956		1	0.0%
00998		1	0.0%
01049		1	0.0%
01072		1	0.0%
01079		1	0.0%
01091		1	0.0%
01116		1	0.0%
01127		1	0.0%
01148		1	0.0%
01182		1	0.0%
01187		1	0.0%
01214		1	0.0%
01262		1	0.0%

## File : 12 Kerala

### # T\_HIRED: TOTAL OF HIRED

Value	Label	Cases	Percentage
01280		1	0.0%
01350		1	0.0%
01356		1	0.0%
01386		1	0.0%
01433		1	0.0%
01483		1	0.0%
01537		1	0.0%
01584		1	0.0%
01609		1	0.0%
02041		1	0.0%
02253		1	0.0%
02259		1	0.0%
02313		1	0.0%
02320		1	0.0%
02344		2	0.0%
02486		1	0.0%
02529		1	0.0%
02695		1	0.0%
03439		1	0.0%
03647		1	0.0%

Warning: these figures indicate the number of cases found in the data file. They cannot be interpreted as summary statistics of the population of interest.

### # REMAKS: REMARKS

**Information** [Type= discrete] [Format=character] [Missing=\*]

**Statistics [NW/ W]** [Valid=1564671 /-] [Invalid=0 /-]

Value	Label	Cases	Percentage
000		381251	24.4%
001		578	0.0%
002		3314	0.2%
003		3760	0.2%
004		8529	0.5%
005		14264	0.9%
006		18052	1.2%
007		19256	1.2%
008		30187	1.9%
009		27945	1.8%
010		38161	2.4%
011		30118	1.9%
012		41987	2.7%
013		34197	2.2%
014		44975	2.9%
015		36774	2.4%
016		41107	2.6%
017		32499	2.1%

## File : 12 Kerala

### # REMAKS: REMARKS

Value	Label	Cases	Percentage
018		40414	2.6%
019		32147	2.1%
020		41462	2.6%
021		30601	2.0%
022		37185	2.4%
023		26448	1.7%
024		34860	2.2%
025		26273	1.7%
026		27013	1.7%
027		26375	1.7%
028		25089	1.6%
029		16752	1.1%
030		25585	1.6%
031		14231	0.9%
032		17592	1.1%
033		18837	1.2%
034		18501	1.2%
035		15680	1.0%
036		10509	0.7%
037		11722	0.7%
038		13983	0.9%
039		9800	0.6%
040		13928	0.9%
041		9956	0.6%
042		9645	0.6%
043		8798	0.6%
044		9321	0.6%
045		7440	0.5%
046		7987	0.5%
047		6015	0.4%
048		7350	0.5%
049		7479	0.5%
050		8719	0.6%
051		4829	0.3%
052		5088	0.3%
053		2277	0.1%
054		5168	0.3%
055		5232	0.3%
056		3895	0.2%
057		2762	0.2%
058		3932	0.3%
059		1888	0.1%
060		4069	0.3%

## File : 12 Kerala

### # REMAKS: REMARKS

Value	Label	Cases	Percentage
061		2834	0.2%
062		3969	0.3%
063		3290	0.2%
064		3720	0.2%
065		2560	0.2%
066		4051	0.3%
067		2171	0.1%
068		1892	0.1%
069		1781	0.1%
070		2339	0.1%
071		1465	0.1%
072		3956	0.3%
073		533	0.0%
074		1458	0.1%
075		2998	0.2%
076		2612	0.2%
077		518	0.0%
078		1797	0.1%
079		3250	0.2%
080		2247	0.1%
081		1687	0.1%
082		488	0.0%
083		1074	0.1%
084		1690	0.1%
085		1221	0.1%
086		583	0.0%
087		605	0.0%
088		1221	0.1%
089		1242	0.1%
090		1045	0.1%
091		630	0.0%
092		2626	0.2%
093		650	0.0%
094		2507	0.2%
096		487	0.0%
097		665	0.0%
100		46	0.0%
102		1892	0.1%
103		409	0.0%
104		308	0.0%
105		1464	0.1%
106		1	0.0%
108		623	0.0%



## File : 12 Kerala

### # REMAKS: REMARKS

Value	Label	Cases	Percentage
110		38	0.0%
111		772	0.0%
112		2	0.0%
113		6	0.0%
115		1771	0.1%
116		7	0.0%
118		805	0.1%
120		6	0.0%
121		1530	0.1%
123		14	0.0%
124		39	0.0%
125		7	0.0%
130		1844	0.1%
131		546	0.0%
132		1754	0.1%
135		1235	0.1%
136		1041	0.1%
137		12	0.0%
138		7	0.0%
140		131	0.0%
143		14	0.0%
145		75	0.0%
147		25	0.0%
149		30	0.0%
150		54	0.0%
153		7	0.0%
154		1	0.0%
156		1064	0.1%
157		1092	0.1%
159		28	0.0%
160		432	0.0%
162		4	0.0%
163		121	0.0%
165		69	0.0%
166		45	0.0%
167		5	0.0%
169		1	0.0%
172		448	0.0%
173		1	0.0%
175		1234	0.1%
176		1225	0.1%
178		11	0.0%
180		186	0.0%

**File : 12 Kerala****# REMAKS: REMARKS**

<b>Value</b>	<b>Label</b>	<b>Cases</b>	<b>Percentage</b>
182		1261	0.1%
183		7	0.0%
184		174	0.0%
191		7	0.0%
192		6	0.0%
193		30	0.0%
194		28	0.0%
201		7	0.0%
202		1421	0.1%
205		1548	0.1%
206		114	0.0%
207		13	0.0%
212		19	0.0%
216		25	0.0%
221		4	0.0%
228		6	0.0%
229		2	0.0%
231		47	0.0%
238		95	0.0%
243		28	0.0%
245		38	0.0%
254		7	0.0%
256		14	0.0%
260		1	0.0%
261		1	0.0%
262		7	0.0%
264		143	0.0%
267		216	0.0%
268		14	0.0%
270		86	0.0%
273		1528	0.1%
276		58	0.0%
282		1	0.0%
290		314	0.0%
295		207	0.0%
296		129	0.0%
298		1	0.0%
304		7	0.0%
324		7	0.0%
326		7	0.0%
337		16	0.0%
340		101	0.0%
344		1	0.0%

**File : 12 Kerala****# REMAKS: REMARKS**

<b>Value</b>	<b>Label</b>	<b>Cases</b>	<b>Percentage</b>
363		2	0.0%
373		14	0.0%
374		6	0.0%
382		50	0.0%
393		4	0.0%
405		91	0.0%
418		84	0.0%
420		75	0.0%
430		7	0.0%
440		1	0.0%
445		33	0.0%
463		7	0.0%
475		52	0.0%
478		7	0.0%
494		36	0.0%
502		2	0.0%
526		18	0.0%
536		6	0.0%
546		1	0.0%
548		156	0.0%
551		51	0.0%
563		7	0.0%
566		7	0.0%
567		169	0.0%
568		20	0.0%
582		16	0.0%
586		8	0.0%
588		65	0.0%
595		7	0.0%
607		3	0.0%
608		255	0.0%
625		193	0.0%
629		3	0.0%
631		91	0.0%
637		60	0.0%
638		7	0.0%
647		7	0.0%
657		7	0.0%
658		10	0.0%
668		127	0.0%
672		7	0.0%
684		14	0.0%
685		1	0.0%

## File : 12 Kerala

### # REMAKS: REMARKS

Value	Label	Cases	Percentage
693		7	0.0%
743		7	0.0%
753		6	0.0%
777		98	0.0%
859		1	0.0%
870		14	0.0%
878		172	0.0%
891		515	0.0%
973		10	0.0%
974		37	0.0%
989		86	0.0%
993		50	0.0%

Warning: these figures indicate the number of cases found in the data file. They cannot be interpreted as summary statistics of the population of interest.

### # TYPE\_ENTERP: TYPE OF ENTERPRISE

<b>Information</b>	[Type= discrete] [Format=character] [Missing=*]
<b>Statistics [NW/ W]</b>	[Valid=1564671 /-] [Invalid=0 /-]

Value	Label	Cases	Percentage
1		1021620	65.3%
2		458789	29.3%
3		84262	5.4%

Warning: these figures indicate the number of cases found in the data file. They cannot be interpreted as summary statistics of the population of interest.

### # MAJOR\_ACT: MAJOR ACTIVITY CODE

<b>Information</b>	[Type= discrete] [Format=character] [Missing=*]
<b>Statistics [NW/ W]</b>	[Valid=1564671 /-] [Invalid=0 /-]

Value	Label	Cases	Percentage
01		229436	14.7%
02		28457	1.8%
04		1670	0.1%
05		232136	14.8%
06		2650	0.2%
07		6405	0.4%
08		38607	2.5%
09		474780	30.3%
10		85033	5.4%
11		48664	3.1%
12		6474	0.4%
13		13953	0.9%
14		46973	3.0%
15		349433	22.3%

Warning: these figures indicate the number of cases found in the data file. They cannot be interpreted as summary statistics of the population of interest.

### # SIZE\_EMP1: SIZE OF EMPLOYMENT CODE-

<b>Information</b>	[Type= discrete] [Format=character] [Missing=*]
--------------------	---

## File : 12 Kerala

### # SIZE\_EMP1: SIZE OF EMPLOYMENT CODE-

Statistics [NW/ W] [Valid=1564671 /-] [Invalid=0 /-]

Value	Label	Cases	Percentage
1	Employee size 0 to 1	944519	60.4%
2	Employee size 2	332109	21.2%
3	Employee size 3	112948	7.2%
4	Employee size 4	56008	3.6%
5	Employee size 5	31288	2.0%
6	Employee size 6 to 9	47802	3.1%
7	Employee size >9	39997	2.6%

Warning: these figures indicate the number of cases found in the data file. They cannot be interpreted as summary statistics of the population of interest.

### # SIZE\_EMP2: SIZE OF EMPLOYMENT CODE-

Information [Type= discrete] [Format=character] [Missing=\*]

Statistics [NW/ W] [Valid=1564671 /-] [Invalid=0 /-]

Value	Label	Cases	Percentage
01	Employee size 0 to 1	944519	60.4%
02	Employee size 2	332109	21.2%
03	Employee size 3	112948	7.2%
04	Employee size 4	56008	3.6%
05	Employee size 5	31288	2.0%
07	Employee size 6 to 9	47802	3.1%
08	Employee size 10 to 14	18106	1.2%
09	Employee size 15 to 19	7174	0.5%
10	Employee size 20 to 24	3918	0.3%
11	Employee size 25 to 49	6952	0.4%
12	Employee size 50 to 99	2486	0.2%
13	Employee size 100 to 199	760	0.0%
14	Employee size 200 to 499	442	0.0%
15	Employee size >=500	159	0.0%

Warning: these figures indicate the number of cases found in the data file. They cannot be interpreted as summary statistics of the population of interest.

### # FITTER: FILLER

Information [Type= discrete] [Format=character] [Missing=\*]

Statistics [NW/ W] [Valid=1564671 /-] [Invalid=0 /-]

Value	Label	Cases	Percentage
0		1564671	100.0%

Warning: these figures indicate the number of cases found in the data file. They cannot be interpreted as summary statistics of the population of interest.

## File : 13 Madhya Pradesh

### # FILE\_ID: FILE-ID

**Information** [Type= discrete] [Format=character] [Missing=\*]

**Statistics [NW/ W]** [Valid=1593342 /-] [Invalid=0 /-]

Value	Label	Cases	Percentage
EC98AD		1593342	100.0%

*Warning: these figures indicate the number of cases found in the data file. They cannot be interpreted as summary statistics of the population of interest.*

### # ID\_NO: IDENTIFICATION NO (ID NO)

**Information** [Type= discrete] [Format=character] [Missing=\*]

**Statistics [NW/ W]** [Valid=1593342 /-] [Invalid=0 /-]

### # ST: STATE CODE

**Information** [Type= discrete] [Format=character] [Missing=\*]

**Statistics [NW/ W]** [Valid=1593342 /-] [Invalid=0 /-]

Value	Label	Cases	Percentage
13	Madhya Pradesh	1593342	100.0%

*Warning: these figures indicate the number of cases found in the data file. They cannot be interpreted as summary statistics of the population of interest.*

### # DT: DISTRICT CODE

**Information** [Type= discrete] [Format=character] [Missing=\*]

**Statistics [NW/ W]** [Valid=1593342 /-] [Invalid=0 /-]

Value	Label	Cases	Percentage
01	MORENA	23052	1.4%
02	BHIND	22451	1.4%
03	GWALIOR	60742	3.8%
04	DATIA	18474	1.2%
05	SHIVPURI	27540	1.7%
06	GUNA	38959	2.4%
07	TIKAMGARH	23919	1.5%
08	CHHATARPUR	34555	2.2%
09	PANNA	17558	1.1%
10	SAGAR	90626	5.7%
11	DAMOH	67291	4.2%
12	SATNA	48522	3.0%
13	REWA	29901	1.9%
14	SHAHDOL	30205	1.9%
15	SIDHI	27001	1.7%
16	MANDSAUR	34139	2.1%
17	RATLAM	40437	2.5%
18	UJJAIN	69354	4.4%
19	SHAJAPUR	40452	2.5%
20	DEWAS	39741	2.5%
21	JHABUA	18019	1.1%
22	DHAR	35478	2.2%
23	INDORE	96853	6.1%
24	KHARGOAN	30402	1.9%

## File : 13 Madhya Pradesh

### # DT: DISTRICT CODE

Value	Label	Cases	Percentage
25	EAST NIMAR(KHANDWA)	41665	2.6%
26	RAJGARH	34657	2.2%
27	VIDISHA	31167	2.0%
28	BHOPAL	56048	3.5%
29	SEHORE	22103	1.4%
30	RAISEN	22844	1.4%
31	BETUL	36571	2.3%
32	HOSANGABAD	27458	1.7%
33	JABALPUR	94507	5.9%
34	NARSIMHPUR	25305	1.6%
35	MANDLA	17349	1.1%
36	CHHINDWARA	43822	2.8%
37	SEONI	29504	1.9%
38	BALAGHAT	43208	2.7%
46	HARDA	11473	0.7%
51	SHOOPUR	10214	0.6%
52	BADWANI	16530	1.0%
53	KATNI	21447	1.3%
54	DINDORI	10866	0.7%
60	UMARIYA	9650	0.6%
61	NEEMACH	21283	1.3%

Warning: these figures indicate the number of cases found in the data file. They cannot be interpreted as summary statistics of the population of interest.

### # TEH: TEHSIL CODE

<b>Information</b>	[Type= discrete] [Format=character] [Missing=*]
<b>Statistics [NW/ W]</b>	[Valid=1593342 /-] [Invalid=0 /-]

Value	Label	Cases	Percentage
000		420367	26.4%
001		169729	10.7%
002		229824	14.4%
003		194318	12.2%
004		188895	11.9%
005		166525	10.5%
006		94421	5.9%
007		63474	4.0%
008		20775	1.3%
009		18577	1.2%
010		4954	0.3%
011		5004	0.3%
012		6511	0.4%
013		1306	0.1%
017		1	0.0%
018		8	0.0%
019		1946	0.1%

## File : 13 Madhya Pradesh

### # TEH: TEHSIL CODE

Value	Label	Cases	Percentage
020		146	0.0%
023		311	0.0%
025		1	0.0%
026		602	0.0%
033		1519	0.1%
037		42	0.0%
039		254	0.0%
040		1	0.0%
046		1331	0.1%
048		850	0.1%
049		30	0.0%
057		105	0.0%
058		161	0.0%
089		1	0.0%
107		626	0.0%
119		520	0.0%
127		26	0.0%
200		7	0.0%
204		1	0.0%
300		1	0.0%
301		146	0.0%
601		26	0.0%

Warning: these figures indicate the number of cases found in the data file. They cannot be interpreted as summary statistics of the population of interest.

### # CD\_BLOCK: CD BLOCK

Value	Label	Cases	Percentage
00		632180	39.7%
01		123502	7.8%
02		124913	7.8%
03		114313	7.2%
04		105881	6.6%
05		116595	7.3%
06		116605	7.3%
07		67353	4.2%
08		75887	4.8%
09		43474	2.7%
10		27054	1.7%
11		15810	1.0%
12		12570	0.8%
13		6072	0.4%
14		3083	0.2%
15		2289	0.1%



## File : 13 Madhya Pradesh

### # CD\_BLOCK: CD BLOCK

Value	Label	Cases	Percentage
16		3629	0.2%
19		30	0.0%
20		2	0.0%
23		837	0.1%
26		24	0.0%
28		529	0.0%
33		37	0.0%
37		27	0.0%
50		69	0.0%
60		11	0.0%
70		81	0.0%
80		392	0.0%
90		93	0.0%

Warning: these figures indicate the number of cases found in the data file. They cannot be interpreted as summary statistics of the population of interest.

### # SECTOR: SECTOR CODE

<b>Information</b>	[Type= discrete] [Format=character] [Missing=*]		
<b>Statistics [NW/ W]</b>	[Valid=1593342 /-] [Invalid=0 /-]		
Value	Label	Cases	Percentage
1	Rural	844158	53.0%
2	Urban	749184	47.0%

Warning: these figures indicate the number of cases found in the data file. They cannot be interpreted as summary statistics of the population of interest.

### # V\_C: VILLAGE CODE

<b>Information</b>	[Type= discrete] [Format=character] [Missing=*]		
<b>Statistics [NW/ W]</b>	[Valid=1593342 /-] [Invalid=0 /-]		
Value	Label	Cases	Percentage
001		5713	0.4%
002		4327	0.3%
003		3818	0.2%
004		4374	0.3%
005		3341	0.2%
006		4309	0.3%
007		5361	0.3%
008		4016	0.3%
009		3293	0.2%
010		3571	0.2%
011		3314	0.2%
012		4532	0.3%
013		4123	0.3%
014		3878	0.2%
015		4557	0.3%
016		4027	0.3%
017		17140	1.1%

## File : 13 Madhya Pradesh

### # V\_C: VILLAGE CODE

Value	Label	Cases	Percentage
018		32548	2.0%
019		25401	1.6%
020		4630	0.3%
021		4310	0.3%
022		3484	0.2%
023		5082	0.3%
024		4735	0.3%
025		11703	0.7%
026		29968	1.9%
027		21705	1.4%
028		24850	1.6%
029		21833	1.4%
030		4687	0.3%
031		4186	0.3%
032		4654	0.3%
033		5944	0.4%
034		4138	0.3%
035		4734	0.3%
036		3547	0.2%
037		14848	0.9%
038		27342	1.7%
039		31575	2.0%
040		3292	0.2%
041		4548	0.3%
042		4353	0.3%
043		3688	0.2%
044		3481	0.2%
045		7594	0.5%
046		51110	3.2%
047		34879	2.2%
048		58436	3.7%
049		34291	2.2%
050		3399	0.2%
051		5081	0.3%
052		4720	0.3%
053		3230	0.2%
054		3857	0.2%
055		8227	0.5%
056		3422	0.2%
057		9153	0.6%
058		27388	1.7%
059		22199	1.4%
060		3224	0.2%

## File : 13 Madhya Pradesh

### # V\_C: VILLAGE CODE

Value	Label	Cases	Percentage
061		4165	0.3%
062		3891	0.2%
063		4214	0.3%
064		3628	0.2%
065		19336	1.2%
066		14519	0.9%
067		35177	2.2%
068		30068	1.9%
069		26645	1.7%
070		3354	0.2%
071		2936	0.2%
072		3564	0.2%
073		3476	0.2%
074		5006	0.3%
075		4716	0.3%
076		3558	0.2%
077		3881	0.2%
078		14059	0.9%
079		21076	1.3%
080		3744	0.2%
081		2675	0.2%
082		4797	0.3%
083		3446	0.2%
084		3839	0.2%
085		4232	0.3%
086		3570	0.2%
087		3627	0.2%
088		20383	1.3%
089		20191	1.3%
090		3719	0.2%
091		3173	0.2%
092		12840	0.8%
093		4994	0.3%
094		2504	0.2%
095		6452	0.4%
096		4392	0.3%
097		8496	0.5%
098		29918	1.9%
099		17312	1.1%
100		4081	0.3%
101		3661	0.2%
102		3604	0.2%
103		3577	0.2%

## File : 13 Madhya Pradesh

### # V\_C: VILLAGE CODE

Value	Label	Cases	Percentage
104		4455	0.3%
105		5129	0.3%
106		2670	0.2%
107		4974	0.3%
108		6168	0.4%
109		13296	0.8%
110		4686	0.3%
111		3077	0.2%
112		3762	0.2%
113		3251	0.2%
114		3309	0.2%
115		4614	0.3%
116		3965	0.2%
117		3463	0.2%
118		9986	0.6%
119		8637	0.5%
120		3387	0.2%
121		3973	0.2%
122		3530	0.2%
123		2598	0.2%
124		2795	0.2%
125		3768	0.2%
126		3465	0.2%
127		5626	0.4%
128		13277	0.8%
129		10769	0.7%
130		2545	0.2%
131		2532	0.2%
132		2809	0.2%
133		3639	0.2%
134		2633	0.2%
135		3055	0.2%
136		3211	0.2%
137		2879	0.2%
138		6271	0.4%
139		6488	0.4%
140		2550	0.2%
141		2440	0.2%
142		3061	0.2%
143		2810	0.2%
144		1833	0.1%
145		3124	0.2%
146		3548	0.2%

## File : 13 Madhya Pradesh

### # V\_C: VILLAGE CODE

Value	Label	Cases	Percentage
147		2812	0.2%
148		4869	0.3%
149		6320	0.4%
150		3002	0.2%
151		2083	0.1%
152		2582	0.2%
153		2261	0.1%
154		2000	0.1%
155		2793	0.2%
156		2280	0.1%
157		2702	0.2%
158		3003	0.2%
159		2214	0.1%
160		2025	0.1%
161		1707	0.1%
162		2028	0.1%
163		2387	0.1%
164		2207	0.1%
165		2231	0.1%
166		3619	0.2%
167		6358	0.4%
168		2149	0.1%
169		3549	0.2%
170		2202	0.1%
171		2073	0.1%
172		2185	0.1%
173		1838	0.1%
174		2293	0.1%
175		1560	0.1%
176		2498	0.2%
177		2027	0.1%
178		1974	0.1%
179		3863	0.2%
180		1841	0.1%
181		1605	0.1%
182		1785	0.1%
183		1632	0.1%
184		1684	0.1%
185		2706	0.2%
186		1499	0.1%
187		1822	0.1%
188		3219	0.2%
189		2022	0.1%

## File : 13 Madhya Pradesh

### # V\_C: VILLAGE CODE

Value	Label	Cases	Percentage
190		2243	0.1%
191		1523	0.1%
192		1531	0.1%
193		2089	0.1%
194		1923	0.1%
195		2008	0.1%
196		1048	0.1%
197		1553	0.1%
198		2922	0.2%
199		3476	0.2%
200		1262	0.1%
201		1918	0.1%
202		1262	0.1%
203		1310	0.1%
204		1330	0.1%
205		1925	0.1%
206		2079	0.1%
207		1585	0.1%
208		1496	0.1%
209		2352	0.1%
210		1591	0.1%
211		1379	0.1%
212		2272	0.1%
213		1671	0.1%
214		1812	0.1%
215		1119	0.1%
216		1200	0.1%
217		1516	0.1%
218		1406	0.1%
219		1912	0.1%
220		1550	0.1%
221		1554	0.1%
222		1893	0.1%
223		1595	0.1%
224		2073	0.1%
225		1392	0.1%
226		1034	0.1%
227		738	0.0%
228		1675	0.1%
229		1312	0.1%
230		1039	0.1%
231		1074	0.1%
232		1493	0.1%

## File : 13 Madhya Pradesh

### # V\_C: VILLAGE CODE

Value	Label	Cases	Percentage
233		1023	0.1%
234		1003	0.1%
235		1246	0.1%
236		1789	0.1%
237		792	0.0%
238		1166	0.1%
239		1613	0.1%
240		1220	0.1%
241		1344	0.1%
242		918	0.1%
243		1623	0.1%
244		1063	0.1%
245		1099	0.1%
246		1039	0.1%
247		726	0.0%
248		803	0.1%
249		860	0.1%
250		992	0.1%
251		1021	0.1%
252		1947	0.1%
253		1121	0.1%
254		1162	0.1%
255		772	0.0%
256		1059	0.1%
257		1034	0.1%
258		665	0.0%
259		1586	0.1%
260		735	0.0%
261		961	0.1%
262		1051	0.1%
263		732	0.0%
264		807	0.1%
265		1134	0.1%
266		683	0.0%
267		720	0.0%
268		938	0.1%
269		589	0.0%
270		1361	0.1%
271		1278	0.1%
272		666	0.0%
273		2190	0.1%
274		652	0.0%
275		679	0.0%

## File : 13 Madhya Pradesh

### # V\_C: VILLAGE CODE

Value	Label	Cases	Percentage
276		947	0.1%
277		660	0.0%
278		591	0.0%
279		660	0.0%
280		863	0.1%
281		578	0.0%
282		682	0.0%
283		599	0.0%
284		1108	0.1%
285		788	0.0%
286		1084	0.1%
287		644	0.0%
288		634	0.0%
289		591	0.0%
290		598	0.0%
291		673	0.0%
292		630	0.0%
293		619	0.0%
294		713	0.0%
295		791	0.0%
296		1182	0.1%
297		1634	0.1%
298		348	0.0%
299		591	0.0%
300		601	0.0%
301		726	0.0%
302		563	0.0%
303		412	0.0%
304		888	0.1%
305		993	0.1%
306		786	0.0%
307		908	0.1%
308		649	0.0%
309		537	0.0%
310		688	0.0%
311		333	0.0%
312		529	0.0%
313		658	0.0%
314		687	0.0%
315		543	0.0%
316		562	0.0%
317		384	0.0%
318		526	0.0%



## File : 13 Madhya Pradesh

### # V\_C: VILLAGE CODE

Value	Label	Cases	Percentage
319		598	0.0%
320		324	0.0%
321		356	0.0%
322		715	0.0%
323		573	0.0%
324		350	0.0%
325		528	0.0%
326		936	0.1%
327		783	0.0%
328		371	0.0%
329		427	0.0%
330		406	0.0%
331		411	0.0%
332		1006	0.1%
333		364	0.0%
334		373	0.0%
335		533	0.0%
336		529	0.0%
337		880	0.1%
338		528	0.0%
339		467	0.0%
340		448	0.0%
341		425	0.0%
342		466	0.0%
343		253	0.0%
344		249	0.0%
345		987	0.1%
346		630	0.0%
347		223	0.0%
348		586	0.0%
349		579	0.0%
350		513	0.0%
351		735	0.0%
352		368	0.0%
353		389	0.0%
354		407	0.0%
355		252	0.0%
356		364	0.0%
357		469	0.0%
358		344	0.0%
359		624	0.0%
360		301	0.0%
361		536	0.0%

## File : 13 Madhya Pradesh

### # V\_C: VILLAGE CODE

Value	Label	Cases	Percentage
362		443	0.0%
363		880	0.1%
364		358	0.0%
365		244	0.0%
366		190	0.0%
367		732	0.0%
368		286	0.0%
369		307	0.0%
370		253	0.0%
371		190	0.0%
372		367	0.0%
373		345	0.0%
374		406	0.0%
375		649	0.0%
376		361	0.0%
377		336	0.0%
378		386	0.0%
379		263	0.0%
380		276	0.0%
381		618	0.0%
382		387	0.0%
383		427	0.0%
384		242	0.0%
385		356	0.0%
386		513	0.0%
387		428	0.0%
388		235	0.0%
389		287	0.0%
390		184	0.0%
391		400	0.0%
392		431	0.0%
393		472	0.0%
394		332	0.0%
395		272	0.0%
396		233	0.0%
397		407	0.0%
398		273	0.0%
399		255	0.0%
400		354	0.0%
401		173	0.0%
402		256	0.0%
403		356	0.0%
404		492	0.0%

**File : 13 Madhya Pradesh****# V\_C: VILLAGE CODE**

<b>Value</b>	<b>Label</b>	<b>Cases</b>	<b>Percentage</b>
405		271	0.0%
406		336	0.0%
407		367	0.0%
408		415	0.0%
409		174	0.0%
410		151	0.0%
411		199	0.0%
412		691	0.0%
413		492	0.0%
414		588	0.0%
415		170	0.0%
416		334	0.0%
417		388	0.0%
418		371	0.0%
419		190	0.0%
420		317	0.0%
421		351	0.0%
422		436	0.0%
423		224	0.0%
424		213	0.0%
425		193	0.0%
426		374	0.0%
427		278	0.0%
428		291	0.0%
429		199	0.0%
430		396	0.0%
431		244	0.0%
432		305	0.0%
433		340	0.0%
434		282	0.0%
435		120	0.0%
436		184	0.0%
437		211	0.0%
438		263	0.0%
439		179	0.0%
440		221	0.0%
441		266	0.0%
442		134	0.0%
443		254	0.0%
444		233	0.0%
445		246	0.0%
446		330	0.0%
447		127	0.0%

## File : 13 Madhya Pradesh

### # V\_C: VILLAGE CODE

Value	Label	Cases	Percentage
448		217	0.0%
449		118	0.0%
450		405	0.0%
451		123	0.0%
452		173	0.0%
453		197	0.0%
454		444	0.0%
455		231	0.0%
456		225	0.0%
457		194	0.0%
458		559	0.0%
459		216	0.0%
460		380	0.0%
461		104	0.0%
462		129	0.0%
463		112	0.0%
464		95	0.0%
465		383	0.0%
466		292	0.0%
467		105	0.0%
468		125	0.0%
469		134	0.0%
470		132	0.0%
471		177	0.0%
472		142	0.0%
473		236	0.0%
474		216	0.0%
475		57	0.0%
476		138	0.0%
477		194	0.0%
478		84	0.0%
479		225	0.0%
480		143	0.0%
481		582	0.0%
482		61	0.0%
483		65	0.0%
484		118	0.0%
485		244	0.0%
486		100	0.0%
487		117	0.0%
488		119	0.0%
489		73	0.0%
490		333	0.0%

## File : 13 Madhya Pradesh

### # V\_C: VILLAGE CODE

Value	Label	Cases	Percentage
491		95	0.0%
492		315	0.0%
493		67	0.0%
494		257	0.0%
495		171	0.0%
496		96	0.0%
497		103	0.0%
498		320	0.0%
499		129	0.0%
500		120	0.0%
501		317	0.0%
502		43	0.0%
503		150	0.0%
504		114	0.0%
505		194	0.0%
506		182	0.0%
507		146	0.0%
508		51	0.0%
509		134	0.0%
510		111	0.0%
511		103	0.0%
512		126	0.0%
513		82	0.0%
514		105	0.0%
515		107	0.0%
516		151	0.0%
517		83	0.0%
518		203	0.0%
519		235	0.0%
520		113	0.0%
521		740	0.0%
522		230	0.0%
523		83	0.0%
524		277	0.0%
525		82	0.0%
526		144	0.0%
527		100	0.0%
528		54	0.0%
529		144	0.0%
530		140	0.0%
531		81	0.0%
532		149	0.0%
533		93	0.0%

## File : 13 Madhya Pradesh

### # V\_C: VILLAGE CODE

Value	Label	Cases	Percentage
534		126	0.0%
535		110	0.0%
536		82	0.0%
537		114	0.0%
538		239	0.0%
539		96	0.0%
540		121	0.0%
541		77	0.0%
542		62	0.0%
543		95	0.0%
544		132	0.0%
545		163	0.0%
546		31	0.0%
547		33	0.0%
548		76	0.0%
549		115	0.0%
550		29	0.0%
551		277	0.0%
552		26	0.0%
553		112	0.0%
554		24	0.0%
555		88	0.0%
556		9	0.0%
557		82	0.0%
558		18	0.0%
559		59	0.0%
560		41	0.0%
561		12	0.0%
562		61	0.0%
563		7	0.0%
564		56	0.0%
565		218	0.0%
566		62	0.0%
567		96	0.0%
568		51	0.0%
569		18	0.0%
570		17	0.0%
571		53	0.0%
572		25	0.0%
573		44	0.0%
574		58	0.0%
575		287	0.0%
576		87	0.0%

## File : 13 Madhya Pradesh

### # V\_C: VILLAGE CODE

Value	Label	Cases	Percentage
577		29	0.0%
578		250	0.0%
579		31	0.0%
580		47	0.0%
581		21	0.0%
582		65	0.0%
583		113	0.0%
584		61	0.0%
585		40	0.0%
586		73	0.0%
587		15	0.0%
588		34	0.0%
589		58	0.0%
590		179	0.0%
591		60	0.0%
592		18	0.0%
593		35	0.0%
594		71	0.0%
595		36	0.0%
596		26	0.0%
597		18	0.0%
598		45	0.0%
599		53	0.0%
600		18	0.0%
601		28	0.0%
602		53	0.0%
603		58	0.0%
604		88	0.0%
605		35	0.0%
606		17	0.0%
607		14	0.0%
608		258	0.0%
609		9	0.0%
610		38	0.0%
611		102	0.0%
612		123	0.0%
613		40	0.0%
614		30	0.0%
615		17	0.0%
616		22	0.0%
617		39	0.0%
618		352	0.0%
619		5	0.0%

## File : 13 Madhya Pradesh

### # V\_C: VILLAGE CODE

Value	Label	Cases	Percentage
620		5	0.0%
621		16	0.0%
622		8	0.0%
623		15	0.0%
624		17	0.0%
625		7	0.0%
626		7	0.0%
627		13	0.0%
628		6	0.0%
629		24	0.0%
630		26	0.0%
631		34	0.0%
632		20	0.0%
633		13	0.0%
634		3	0.0%
635		1	0.0%
636		10	0.0%
637		52	0.0%
638		9	0.0%
639		70	0.0%
640		49	0.0%
641		53	0.0%
642		8	0.0%
643		35	0.0%
644		21	0.0%
645		8	0.0%
646		34	0.0%
647		4	0.0%
648		30	0.0%
649		94	0.0%
650		39	0.0%
651		74	0.0%
652		35	0.0%
653		54	0.0%
654		140	0.0%
655		61	0.0%
656		19	0.0%
657		2	0.0%
658		198	0.0%
659		5	0.0%
660		40	0.0%
661		37	0.0%
662		5	0.0%



## File : 13 Madhya Pradesh

### # V\_C: VILLAGE CODE

Value	Label	Cases	Percentage
663		88	0.0%
664		24	0.0%
665		7	0.0%
666		61	0.0%
667		12	0.0%
668		31	0.0%
669		31	0.0%
670		14	0.0%
671		20	0.0%
672		17	0.0%
673		34	0.0%
674		23	0.0%
675		45	0.0%
676		43	0.0%
677		24	0.0%
678		34	0.0%
679		79	0.0%
680		92	0.0%
681		14	0.0%
682		51	0.0%
683		31	0.0%
684		86	0.0%
685		13	0.0%
686		50	0.0%
687		25	0.0%
688		11	0.0%
689		84	0.0%
690		90	0.0%
691		31	0.0%
692		17	0.0%
693		19	0.0%
694		47	0.0%
695		31	0.0%
696		25	0.0%
697		5	0.0%
698		3	0.0%
699		3	0.0%
700		21	0.0%
702		17	0.0%
703		46	0.0%
704		170	0.0%
705		16	0.0%
706		4	0.0%

## File : 13 Madhya Pradesh

### # V\_C: VILLAGE CODE

Value	Label	Cases	Percentage
707		98	0.0%
710		2	0.0%
711		1	0.0%
712		28	0.0%
713		15	0.0%
717		38	0.0%
718		24	0.0%
719		2	0.0%
720		63	0.0%
721		77	0.0%
722		40	0.0%
723		43	0.0%
724		22	0.0%
725		41	0.0%
727		16	0.0%
728		1	0.0%
729		16	0.0%
730		1	0.0%
732		16	0.0%
733		18	0.0%
735		3	0.0%
736		3	0.0%
738		15	0.0%
739		48	0.0%
740		82	0.0%
741		1	0.0%
742		47	0.0%
743		91	0.0%
744		38	0.0%
745		58	0.0%
748		16	0.0%
749		28	0.0%
750		18	0.0%
751		15	0.0%
752		15	0.0%
753		46	0.0%
759		16	0.0%
760		3	0.0%
761		15	0.0%
762		59	0.0%
763		40	0.0%
764		1	0.0%
765		45	0.0%

## File : 13 Madhya Pradesh

### # V\_C: VILLAGE CODE

Value	Label	Cases	Percentage
766		15	0.0%
767		30	0.0%
768		16	0.0%
769		16	0.0%
770		14	0.0%
771		84	0.0%
772		33	0.0%
773		16	0.0%
774		132	0.0%
775		473	0.0%
776		52	0.0%
777		36	0.0%
778		41	0.0%
779		25	0.0%
780		7	0.0%
781		42	0.0%
782		56	0.0%
783		28	0.0%
784		7	0.0%
785		28	0.0%
786		72	0.0%
787		82	0.0%
788		57	0.0%
789		14	0.0%
791		70	0.0%
792		20	0.0%
793		21	0.0%
794		10	0.0%

Warning: these figures indicate the number of cases found in the data file. They cannot be interpreted as summary statistics of the population of interest.

### # WARD: WARD CODE

Value	Label	Cases	Percentage
000		1122775	70.5%
001		27306	1.7%
002		14345	0.9%
003		13625	0.9%
004		12312	0.8%
005		15655	1.0%
006		33213	2.1%
007		15204	1.0%
008		26773	1.7%
009		27529	1.7%

## File : 13 Madhya Pradesh

# WARD: WARD CODE

Value	Label	Cases	Percentage
010		11875	0.7%
011		10828	0.7%
012		10380	0.7%
013		15531	1.0%
014		12187	0.8%
015		12136	0.8%
016		6296	0.4%
017		7719	0.5%
018		8996	0.6%
019		8241	0.5%
020		6108	0.4%
021		4265	0.3%
022		6304	0.4%
023		7190	0.5%
024		5378	0.3%
025		3393	0.2%
026		6565	0.4%
027		5992	0.4%
028		3024	0.2%
029		3864	0.2%
030		7520	0.5%
031		2799	0.2%
032		3540	0.2%
033		6009	0.4%
034		5078	0.3%
035		5109	0.3%
036		8299	0.5%
037		3950	0.2%
038		5333	0.3%
039		4679	0.3%
040		3020	0.2%
041		4032	0.3%
042		2894	0.2%
043		3566	0.2%
044		2536	0.2%
045		2595	0.2%
046		2688	0.2%
047		4628	0.3%
048		3879	0.2%
049		1655	0.1%
050		2079	0.1%
051		2095	0.1%
052		1837	0.1%

## File : 13 Madhya Pradesh

# WARD: WARD CODE

Value	Label	Cases	Percentage
053		2246	0.1%
054		2147	0.1%
055		1886	0.1%
056		3693	0.2%
057		1376	0.1%
058		2109	0.1%
059		2087	0.1%
060		2159	0.1%
061		10	0.0%
063		1120	0.1%
073		1	0.0%
074		49	0.0%
075		22	0.0%
077		28	0.0%
078		43	0.0%
080		33	0.0%
084		1	0.0%
088		1	0.0%
090		213	0.0%
100		4036	0.3%
104		7	0.0%
109		14	0.0%
112		114	0.0%
113		32	0.0%
114		55	0.0%
120		248	0.0%
122		14	0.0%
129		7	0.0%
131		1	0.0%
132		1	0.0%
141		7	0.0%
151		222	0.0%
152		14	0.0%
156		74	0.0%
163		28	0.0%
170		1	0.0%
180		1	0.0%
182		6	0.0%
183		11	0.0%
200		1099	0.1%
208		117	0.0%
220		1388	0.1%
223		1	0.0%

## File : 13 Madhya Pradesh

# WARD: WARD CODE

Value	Label	Cases	Percentage
240		64	0.0%
241		1	0.0%
300		1994	0.1%
301		23	0.0%
302		9	0.0%
303		7	0.0%
304		15	0.0%
305		55	0.0%
321		19	0.0%
322		20	0.0%
323		53	0.0%
324		168	0.0%
325		68	0.0%
332		17	0.0%
338		32	0.0%
343		7	0.0%
363		1	0.0%
370		106	0.0%
389		2	0.0%
400		418	0.0%
402		21	0.0%
473		1	0.0%
500		2943	0.2%
503		1	0.0%
507		1	0.0%
600		173	0.0%
605		7	0.0%
607		1	0.0%
700		1677	0.1%
706		1	0.0%
707		1	0.0%
800		2225	0.1%
801		2	0.0%
803		1	0.0%
804		1	0.0%
813		1	0.0%
814		1	0.0%
816		1	0.0%
888		3	0.0%
900		1645	0.1%
901		3	0.0%
913		1	0.0%
914		1	0.0%

Warning: these figures indicate the number of cases found in the data file. They cannot be interpreted as summary statistics of the population of interest.

## File : 13 Madhya Pradesh

# IV\_UNIT: IV UNIT

Information [Type= discrete] [Format=character] [Missing=\*]

Statistics [NW/ W] [Valid=1593342 /-] [Invalid=0 /-]

Value	Label	Cases	Percentage
000		836677	52.5%
001		306795	19.3%
002		85522	5.4%
003		46549	2.9%
004		34786	2.2%
005		22885	1.4%
006		11591	0.7%
007		13648	0.9%
008		13411	0.8%
009		10569	0.7%
010		9180	0.6%
011		6550	0.4%
012		5895	0.4%
013		4752	0.3%
014		2698	0.2%
015		3713	0.2%
016		4275	0.3%
017		3032	0.2%
018		2769	0.2%
019		3181	0.2%
020		3183	0.2%
021		4095	0.3%
022		4375	0.3%
023		2760	0.2%
024		5853	0.4%
025		2636	0.2%
026		4311	0.3%
027		7055	0.4%
028		4107	0.3%
029		3282	0.2%
030		3392	0.2%
031		5013	0.3%
032		4607	0.3%
033		2050	0.1%
034		2405	0.2%
035		3228	0.2%
036		2570	0.2%
037		4358	0.3%
038		4189	0.3%
039		2539	0.2%
040		2248	0.1%

## File : 13 Madhya Pradesh

### # IV\_UNIT: IV UNIT

Value	Label	Cases	Percentage
041		3260	0.2%
042		4857	0.3%
043		4145	0.3%
044		1865	0.1%
045		2860	0.2%
046		1915	0.1%
047		1343	0.1%
048		1706	0.1%
049		2552	0.2%
050		2042	0.1%
051		2712	0.2%
052		2973	0.2%
053		2661	0.2%
054		3398	0.2%
055		2021	0.1%
056		1645	0.1%
057		2172	0.1%
058		1961	0.1%
059		1841	0.1%
060		3648	0.2%
061		2258	0.1%
062		1418	0.1%
063		2264	0.1%
064		1786	0.1%
065		1660	0.1%
066		1103	0.1%
067		1259	0.1%
068		1466	0.1%
069		1875	0.1%
070		3122	0.2%
071		4409	0.3%
072		2282	0.1%
073		504	0.0%
074		864	0.1%
075		2887	0.2%
076		1690	0.1%
077		780	0.0%
078		1058	0.1%
079		236	0.0%
080		105	0.0%
081		90	0.0%
082		55	0.0%
083		50	0.0%



## File : 13 Madhya Pradesh

### # IV\_UNIT: IV UNIT

Value	Label	Cases	Percentage
084		10	0.0%
085		104	0.0%
086		14	0.0%
087		13	0.0%
101		7	0.0%
102		41	0.0%
113		14	0.0%
118		1	0.0%
130		43	0.0%
141		80	0.0%
155		313	0.0%
162		7	0.0%
187		64	0.0%
200		643	0.0%
207		6	0.0%
208		9	0.0%
209		7	0.0%
210		53	0.0%
211		36	0.0%
212		18	0.0%
222		1	0.0%
302		2	0.0%
304		17	0.0%
305		14	0.0%
306		3	0.0%
307		195	0.0%
402		21	0.0%
800		20	0.0%
900		54	0.0%

*Warning: these figures indicate the number of cases found in the data file. They cannot be interpreted as summary statistics of the population of interest.*

### # UFS\_BLOCK: UFS BLOCK

<b>Information</b>	[Type= discrete] [Format=character] [Missing=*]		
<b>Statistics [NW/ W]</b>	[Valid=1593342 /-] [Invalid=0 /-]		
Value	Label	Cases	Percentage
00		835274	52.4%
01		37970	2.4%
02		32256	2.0%
03		32303	2.0%
04		31485	2.0%
05		32471	2.0%
06		33902	2.1%
07		32521	2.0%
08		33497	2.1%

## File : 13 Madhya Pradesh

### # UFS\_BLOCK: UFS BLOCK

Value	Label	Cases	Percentage
09		34536	2.2%
10		32522	2.0%
11		32265	2.0%
12		30958	1.9%
13		31072	2.0%
14		29359	1.8%
15		28077	1.8%
16		24939	1.6%
17		25725	1.6%
18		24447	1.5%
19		22598	1.4%
20		20902	1.3%
21		19031	1.2%
22		17792	1.1%
23		16691	1.0%
24		14027	0.9%
25		13055	0.8%
26		10713	0.7%
27		12422	0.8%
28		8934	0.6%
29		7416	0.5%
30		7920	0.5%
31		4601	0.3%
32		3369	0.2%
33		3090	0.2%
34		2162	0.1%
35		2156	0.1%
36		1551	0.1%
37		966	0.1%
38		786	0.0%
39		770	0.0%
40		730	0.0%
41		470	0.0%
42		402	0.0%
43		375	0.0%
44		287	0.0%
45		269	0.0%
46		216	0.0%
47		100	0.0%
48		147	0.0%
49		223	0.0%
50		186	0.0%
51		322	0.0%

## File : 13 Madhya Pradesh

### # UFS\_BLOCK: UFS BLOCK

Value	Label	Cases	Percentage
52		107	0.0%
53		89	0.0%
54		206	0.0%
55		60	0.0%
56		20	0.0%
57		25	0.0%
58		201	0.0%
59		9	0.0%
60		42	0.0%
61		37	0.0%
62		39	0.0%
63		77	0.0%
64		50	0.0%
65		213	0.0%
66		78	0.0%
67		3	0.0%
68		61	0.0%
69		26	0.0%
70		3	0.0%
71		27	0.0%
72		2	0.0%
73		52	0.0%
74		18	0.0%
75		36	0.0%
76		94	0.0%
77		37	0.0%
78		132	0.0%
79		91	0.0%
80		83	0.0%
81		5	0.0%
82		392	0.0%
83		25	0.0%
84		73	0.0%
85		66	0.0%
86		58	0.0%
87		16	0.0%
88		22	0.0%
89		75	0.0%
90		155	0.0%
91		36	0.0%
92		15	0.0%
93		23	0.0%
94		72	0.0%

## File : 13 Madhya Pradesh

### # UFS\_BLOCK: UFS BLOCK

Value	Label	Cases	Percentage
95		20	0.0%
96		36	0.0%
97		4	0.0%
98		28	0.0%
99		45	0.0%

Warning: these figures indicate the number of cases found in the data file. They cannot be interpreted as summary statistics of the population of interest.

### # P\_NO: PAGE NO

Information	[Type= discrete] [Format=character] [Missing=*]
-------------	---

Statistics [NW/ W]	[Valid=1593342 /-] [Invalid=0 /-]
--------------------	-----------------------------------

Value	Label	Cases	Percentage
001		392740	24.6%
002		236260	14.8%
003		165803	10.4%
004		130343	8.2%
005		99501	6.2%
006		81293	5.1%
007		64747	4.1%
008		53685	3.4%
009		43736	2.7%
010		37344	2.3%
011		31096	2.0%
012		26846	1.7%
013		22711	1.4%
014		19909	1.2%
015		17289	1.1%
016		15144	1.0%
017		13245	0.8%
018		11862	0.7%
019		10381	0.7%
020		9400	0.6%
021		8370	0.5%
022		7625	0.5%
023		6913	0.4%
024		6171	0.4%
025		5542	0.3%
026		4966	0.3%
027		4505	0.3%
028		4142	0.3%
029		3863	0.2%
030		3525	0.2%
031		3411	0.2%
032		3253	0.2%
033		3027	0.2%

**File : 13 Madhya Pradesh**

# P\_NO: PAGE NO

Value	Label	Cases	Percentage
034		2624	0.2%
035		2718	0.2%
036		2290	0.1%
037		2192	0.1%
038		1948	0.1%
039		1867	0.1%
040		1785	0.1%
041		1642	0.1%
042		1466	0.1%
043		1320	0.1%
044		1264	0.1%
045		1204	0.1%
046		1084	0.1%
047		995	0.1%
048		930	0.1%
049		862	0.1%
050		810	0.1%
051		875	0.1%
052		732	0.0%
053		642	0.0%
054		622	0.0%
055		565	0.0%
056		908	0.1%
057		501	0.0%
058		491	0.0%
059		466	0.0%
060		434	0.0%
061		425	0.0%
062		385	0.0%
063		363	0.0%
064		357	0.0%
065		346	0.0%
066		330	0.0%
067		331	0.0%
068		309	0.0%
069		279	0.0%
070		271	0.0%
071		256	0.0%
072		221	0.0%
073		217	0.0%
074		214	0.0%
075		195	0.0%
076		179	0.0%

**File : 13 Madhya Pradesh**

# P\_NO: PAGE NO

Value	Label	Cases	Percentage
077		177	0.0%
078		157	0.0%
079		162	0.0%
080		152	0.0%
081		151	0.0%
082		140	0.0%
083		139	0.0%
084		134	0.0%
085		138	0.0%
086		129	0.0%
087		114	0.0%
088		116	0.0%
089		117	0.0%
090		113	0.0%
091		106	0.0%
092		98	0.0%
093		97	0.0%
094		96	0.0%
095		93	0.0%
096		98	0.0%
097		98	0.0%
098		97	0.0%
099		91	0.0%
100		90	0.0%
101		186	0.0%
102		86	0.0%
103		84	0.0%
104		67	0.0%
105		71	0.0%
106		71	0.0%
107		66	0.0%
108		61	0.0%
109		53	0.0%
110		41	0.0%
111		41	0.0%
112		37	0.0%
113		42	0.0%
114		41	0.0%
115		43	0.0%
116		42	0.0%
117		43	0.0%
118		38	0.0%
119		42	0.0%

**File : 13 Madhya Pradesh**

# P\_NO: PAGE NO

Value	Label	Cases	Percentage
120		37	0.0%
121		33	0.0%
122		31	0.0%
123		35	0.0%
124		35	0.0%
125		33	0.0%
126		34	0.0%
127		34	0.0%
128		28	0.0%
129		28	0.0%
130		28	0.0%
131		28	0.0%
132		28	0.0%
133		28	0.0%
134		21	0.0%
135		22	0.0%
136		24	0.0%
137		21	0.0%
138		21	0.0%
139		21	0.0%
140		21	0.0%
141		24	0.0%
142		22	0.0%
143		26	0.0%
144		28	0.0%
145		28	0.0%
146		27	0.0%
147		21	0.0%
148		21	0.0%
149		21	0.0%
150		21	0.0%
151		21	0.0%
152		21	0.0%
153		21	0.0%
154		21	0.0%
155		21	0.0%
156		21	0.0%
157		21	0.0%
158		21	0.0%
159		21	0.0%
160		14	0.0%
161		14	0.0%
162		14	0.0%

**File : 13 Madhya Pradesh**

# P\_NO: PAGE NO

Value	Label	Cases	Percentage
163		7	0.0%
164		7	0.0%
165		7	0.0%
166		7	0.0%
167		7	0.0%
168		7	0.0%
169		7	0.0%
170		7	0.0%
171		8	0.0%
172		7	0.0%
173		7	0.0%
174		7	0.0%
175		7	0.0%
176		7	0.0%
177		7	0.0%
178		7	0.0%
179		7	0.0%
180		7	0.0%
181		7	0.0%
182		7	0.0%
183		7	0.0%
184		7	0.0%
185		7	0.0%
186		7	0.0%
187		7	0.0%
188		7	0.0%
189		7	0.0%
190		8	0.0%
191		7	0.0%
192		7	0.0%
193		7	0.0%
194		7	0.0%
195		7	0.0%
196		7	0.0%
197		7	0.0%
198		7	0.0%
199		7	0.0%
200		7	0.0%
201		10	0.0%
202		8	0.0%
203		8	0.0%
204		8	0.0%
205		7	0.0%



**File : 13 Madhya Pradesh**

# P\_NO: PAGE NO

Value	Label	Cases	Percentage
206		7	0.0%
207		8	0.0%
208		7	0.0%
209		7	0.0%
210		8	0.0%
211		7	0.0%
212		7	0.0%
213		7	0.0%
214		7	0.0%
215		7	0.0%
216		7	0.0%
217		7	0.0%
218		8	0.0%
219		7	0.0%
220		7	0.0%
221		7	0.0%
222		9	0.0%
223		7	0.0%
224		7	0.0%
225		7	0.0%
226		7	0.0%
227		7	0.0%
228		7	0.0%
229		7	0.0%
230		7	0.0%
231		7	0.0%
232		7	0.0%
233		7	0.0%
234		7	0.0%
235		7	0.0%
236		8	0.0%
237		7	0.0%
238		8	0.0%
239		7	0.0%
241		7	0.0%
242		7	0.0%
243		7	0.0%
244		7	0.0%
245		7	0.0%
246		7	0.0%
247		7	0.0%
248		7	0.0%
249		7	0.0%

**File : 13 Madhya Pradesh**

# P\_NO: PAGE NO

Value	Label	Cases	Percentage
250		7	0.0%
251		7	0.0%
252		7	0.0%
253		7	0.0%
254		7	0.0%
255		7	0.0%
256		7	0.0%
257		7	0.0%
258		7	0.0%
259		7	0.0%
260		7	0.0%
261		7	0.0%
262		7	0.0%
263		8	0.0%
264		7	0.0%
265		7	0.0%
266		7	0.0%
267		7	0.0%
268		7	0.0%
269		7	0.0%
270		7	0.0%
271		7	0.0%
272		7	0.0%
273		7	0.0%
274		7	0.0%
275		7	0.0%
276		7	0.0%
277		7	0.0%
278		7	0.0%
279		7	0.0%
280		7	0.0%
281		7	0.0%
282		8	0.0%
283		7	0.0%
284		7	0.0%
285		7	0.0%
286		7	0.0%
287		7	0.0%
288		7	0.0%
289		7	0.0%
290		7	0.0%
291		7	0.0%
292		7	0.0%

**File : 13 Madhya Pradesh**

# P\_NO: PAGE NO

Value	Label	Cases	Percentage
293		7	0.0%
294		7	0.0%
295		7	0.0%
296		7	0.0%
297		7	0.0%
298		7	0.0%
299		7	0.0%
300		7	0.0%
301		9	0.0%
302		7	0.0%
303		7	0.0%
304		7	0.0%
305		7	0.0%
306		7	0.0%
307		7	0.0%
308		7	0.0%
309		7	0.0%
310		14	0.0%
311		7	0.0%
312		9	0.0%
313		7	0.0%
314		7	0.0%
315		7	0.0%
316		7	0.0%
317		7	0.0%
318		7	0.0%
319		7	0.0%
320		7	0.0%
321		7	0.0%
322		7	0.0%
323		7	0.0%
324		8	0.0%
325		7	0.0%
326		7	0.0%
327		7	0.0%
328		7	0.0%
329		7	0.0%
330		7	0.0%
331		7	0.0%
332		7	0.0%
333		7	0.0%
334		7	0.0%
335		5	0.0%

## File : 13 Madhya Pradesh

# P\_NO: PAGE NO

Value	Label	Cases	Percentage
336		48	0.0%
341		1	0.0%
354		2	0.0%
364		1	0.0%
365		7	0.0%
375		5	0.0%
401		319	0.0%
402		2	0.0%
403		1	0.0%
409		1	0.0%
501		1	0.0%
502		1	0.0%
503		1	0.0%
504		2	0.0%
505		1	0.0%
511		1	0.0%
512		1	0.0%
600		1	0.0%
601		6	0.0%
603		1	0.0%
607		4	0.0%
615		1	0.0%
701		2	0.0%
704		1	0.0%
709		1	0.0%
803		7	0.0%
814		1	0.0%
874		7	0.0%
900		1	0.0%
902		1	0.0%

Warning: these figures indicate the number of cases found in the data file. They cannot be interpreted as summary statistics of the population of interest.

# LINE\_NO: LINE NUMBER

Information [Type= discrete] [Format=character] [Missing=\*]

Statistics [NW/ W] [Valid=1593342 /-] [Invalid=0 /-]

# PREM\_S: PREMISES STATUS

Information [Type= discrete] [Format=character] [Missing=\*]

Statistics [NW/ W] [Valid=1593342 /-] [Invalid=0 /-]

Value	Label	Cases	Percentage
1	Without premises	285408	17.9%
2	With Premises	1307934	82.1%

Warning: these figures indicate the number of cases found in the data file. They cannot be interpreted as summary statistics of the population of interest.

## File : 13 Madhya Pradesh

### # SRL\_NO: RUNNING SERIAL NUMBER

**Information** [Type= discrete] [Format=character] [Missing=\*]

**Statistics [NW/ W]** [Valid=1593342 /-] [Invalid=0 /-]

### # NIC: NIC

**Information** [Type= discrete] [Format=character] [Missing=\*]

**Statistics [NW/ W]** [Valid=1593342 /-] [Invalid=0 /-]

*Frequency table not shown (1338 Modalities)*

### # AGRI\_NON\_AGRI: AGRILAND NON-AGRI.

**Information** [Type= discrete] [Format=character] [Missing=\*]

**Statistics [NW/ W]** [Valid=1593342 /-] [Invalid=0 /-]

Value	Label	Cases	Percentage
1	Agriculture	94362	5.9%
2	Non-Agriculture	1498980	94.1%

*Warning: these figures indicate the number of cases found in the data file. They cannot be interpreted as summary statistics of the population of interest.*

### # NOP: NATURE OF OPERATION

**Information** [Type= discrete] [Format=character] [Missing=\*]

**Statistics [NW/ W]** [Valid=1593342 /-] [Invalid=0 /-]

Value	Label	Cases	Percentage
1	Perennial	1503154	94.3%
2	Non-Perennial	90188	5.7%

*Warning: these figures indicate the number of cases found in the data file. They cannot be interpreted as summary statistics of the population of interest.*

### # OWN\_SHIP: OWNERSHIP CODE

**Information** [Type= discrete] [Format=character] [Missing=\*]

**Statistics [NW/ W]** [Valid=1593342 /-] [Invalid=0 /-]

Value	Label	Cases	Percentage
1	Private Non-Profit Institutions	53344	3.3%
2	Private Others	1388032	87.1%
3	Co-operatives	16481	1.0%
4	Governments	135485	8.5%

*Warning: these figures indicate the number of cases found in the data file. They cannot be interpreted as summary statistics of the population of interest.*

### # SG: SOCIAL GROUP CODE

**Information** [Type= discrete] [Format=character] [Missing=\*]

**Statistics [NW/ W]** [Valid=1593342 /-] [Invalid=0 /-]

Value	Label	Cases	Percentage
1	ST Female	5283	0.3%
2	ST Male	54511	3.4%
3	SC Female	12486	0.8%
4	SC Male	142263	8.9%
5	OBC Female	23653	1.5%
6	OBC Male	645011	40.5%
7	Others Female	14083	0.9%

## File : 13 Madhya Pradesh

### # SG: SOCIAL GROUP CODE

Value	Label	Cases	Percentage
8	Others Male	490742	30.8%
9	Other than private enterprises	205310	12.9%

Warning: these figures indicate the number of cases found in the data file. They cannot be interpreted as summary statistics of the population of interest.

### # P\_F\_USED: POWER/FUEL USED

<b>Information</b>	[Type= discrete] [Format=character] [Missing=*]
<b>Statistics [NW/ W]</b>	[Valid=1593342 /-] [Invalid=0 /-]

Value	Label	Cases	Percentage
0		1290411	81.0%
1		154661	9.7%
2		35232	2.2%
3		19786	1.2%
4		6618	0.4%
5		35412	2.2%
6		34294	2.2%
7		2542	0.2%
8		904	0.1%
9		13482	0.8%

Warning: these figures indicate the number of cases found in the data file. They cannot be interpreted as summary statistics of the population of interest.

### # Y\_OPRA: YEAR OF OPERATION

<b>Information</b>	[Type= discrete] [Format=character] [Missing=*]
<b>Statistics [NW/ W]</b>	[Valid=1593342 /-] [Invalid=0 /-]

Value	Label	Cases	Percentage
0	Less than 1 year	37448	2.4%
1	Completed 1 year	69400	4.4%
2	Completed 2 years	109968	6.9%
3	Completed 3 years	107020	6.7%
4	Completed 4 years	102919	6.5%
5	Completed 5 years	166270	10.4%
6	Completed 6 years	84424	5.3%
7	Completed 7 years	51256	3.2%
8	Completed 8 years	63469	4.0%
9	Completed 9 years or more	801168	50.3%

Warning: these figures indicate the number of cases found in the data file. They cannot be interpreted as summary statistics of the population of interest.

### # REGISN: REGISTRATION CODE

<b>Information</b>	[Type= discrete] [Format=character] [Missing=*]
<b>Statistics [NW/ W]</b>	[Valid=1593342 /-] [Invalid=0 /-]

Value	Label	Cases	Percentage
00		1578326	99.1%
11		1885	0.1%
12		918	0.1%
13		13	0.0%

## File : 13 Madhya Pradesh

### # REGISN: REGISTRATION CODE

Value	Label	Cases	Percentage
14		19	0.0%
15		12	0.0%
16		6	0.0%
17		2	0.0%
18		5	0.0%
19		3	0.0%
22		8498	0.5%
23		65	0.0%
24		76	0.0%
25		17	0.0%
26		13	0.0%
27		8	0.0%
28		18	0.0%
29		5	0.0%
33		358	0.0%
34		3	0.0%
35		8	0.0%
36		4	0.0%
37		2	0.0%
38		1	0.0%
44		2645	0.2%
45		10	0.0%
46		3	0.0%
48		1	0.0%
49		4	0.0%
55		124	0.0%
56		2	0.0%
57		1	0.0%
58		3	0.0%
59		1	0.0%
66		82	0.0%
68		3	0.0%
69		2	0.0%
77		5	0.0%
78		1	0.0%
88		111	0.0%
89		1	0.0%
99		78	0.0%

*Warning: these figures indicate the number of cases found in the data file. They cannot be interpreted as summary statistics of the population of interest.*

### # SOF: SOURCE OF FINANCE

<b>Information</b>	[Type= discrete] [Format=character] [Missing=*]
<b>Statistics [NW/ W]</b>	[Valid=1593342 /-] [Invalid=0 /-]

## File : 13 Madhya Pradesh

### # SOF: SOURCE OF FINANCE

Value	Label	Cases	Percentage
1	Assistance under IRDP	28930	1.8%
2	Assistance under other poverty alleviation programs(TRYSEM/DWCARA/toll kits)	15374	1.0%
3	Borrowing from institutions	35595	2.2%
4	Borrowing from non-institutions	18320	1.1%
5	Self financing	1206186	75.7%
6	Others	288937	18.1%

*Warning: these figures indicate the number of cases found in the data file. They cannot be interpreted as summary statistics of the population of interest.*

### # T\_ADULT\_M: TOTAL ADULT MALE

**Information** [Type= discrete] [Format=character] [Missing=\*]

**Statistics [NW/ W]** [Valid=1593342 /-] [Invalid=0 /-]

Value	Label	Cases	Percentage
00000		54586	3.4%
00001		1052391	66.0%
00002		294807	18.5%
00003		81147	5.1%
00004		37993	2.4%
00005		19442	1.2%
00006		12217	0.8%
00007		6140	0.4%
00008		6494	0.4%
00009		2888	0.2%
00010		4622	0.3%
00011		1939	0.1%
00012		2353	0.1%
00013		1196	0.1%
00014		946	0.1%
00015		1688	0.1%
00016		944	0.1%
00017		635	0.0%
00018		674	0.0%
00019		393	0.0%
00020		1119	0.1%
00021		515	0.0%
00022		436	0.0%
00023		321	0.0%
00024		314	0.0%
00025		640	0.0%
00026		295	0.0%
00027		259	0.0%
00028		289	0.0%
00029		190	0.0%
00030		453	0.0%



**File : 13 Madhya Pradesh****# T\_ADULT\_M: TOTAL ADULT MALE**

<b>Value</b>	<b>Label</b>	<b>Cases</b>	<b>Percentage</b>
00031		186	0.0%
00032		220	0.0%
00033		130	0.0%
00034		131	0.0%
00035		275	0.0%
00036		164	0.0%
00037		122	0.0%
00038		102	0.0%
00039		86	0.0%
00040		270	0.0%
00041		101	0.0%
00042		114	0.0%
00043		81	0.0%
00044		68	0.0%
00045		129	0.0%
00046		68	0.0%
00047		62	0.0%
00048		61	0.0%
00049		45	0.0%
00050		169	0.0%
00051		67	0.0%
00052		53	0.0%
00053		37	0.0%
00054		50	0.0%
00055		60	0.0%
00056		69	0.0%
00057		34	0.0%
00058		43	0.0%
00059		26	0.0%
00060		101	0.0%
00061		39	0.0%
00062		44	0.0%
00063		26	0.0%
00064		22	0.0%
00065		49	0.0%
00066		19	0.0%
00067		23	0.0%
00068		26	0.0%
00069		22	0.0%
00070		72	0.0%
00071		34	0.0%
00072		19	0.0%
00073		27	0.0%

## File : 13 Madhya Pradesh

### # T\_ADULT\_M: TOTAL ADULT MALE

Value	Label	Cases	Percentage
00074		18	0.0%
00075		47	0.0%
00076		22	0.0%
00077		12	0.0%
00078		22	0.0%
00079		25	0.0%
00080		53	0.0%
00081		18	0.0%
00082		24	0.0%
00083		13	0.0%
00084		12	0.0%
00085		23	0.0%
00086		15	0.0%
00087		7	0.0%
00088		8	0.0%
00089		16	0.0%
00090		24	0.0%
00091		14	0.0%
00092		18	0.0%
00093		8	0.0%
00094		9	0.0%
00095		11	0.0%
00096		11	0.0%
00097		6	0.0%
00098		11	0.0%
00099		11	0.0%
00100		37	0.0%
00101		16	0.0%
00102		12	0.0%
00103		6	0.0%
00104		9	0.0%
00105		11	0.0%
00106		4	0.0%
00107		3	0.0%
00108		7	0.0%
00109		4	0.0%
00110		14	0.0%
00111		10	0.0%
00112		8	0.0%
00113		6	0.0%
00114		3	0.0%
00115		11	0.0%
00116		9	0.0%

**File : 13 Madhya Pradesh****# T\_ADULT\_M: TOTAL ADULT MALE**

<b>Value</b>	<b>Label</b>	<b>Cases</b>	<b>Percentage</b>
00117		6	0.0%
00118		5	0.0%
00119		3	0.0%
00120		10	0.0%
00121		6	0.0%
00122		6	0.0%
00123		5	0.0%
00124		8	0.0%
00125		19	0.0%
00126		8	0.0%
00127		5	0.0%
00128		4	0.0%
00129		2	0.0%
00130		5	0.0%
00131		6	0.0%
00132		7	0.0%
00133		7	0.0%
00134		4	0.0%
00135		10	0.0%
00136		3	0.0%
00137		9	0.0%
00138		7	0.0%
00139		2	0.0%
00140		11	0.0%
00141		1	0.0%
00142		6	0.0%
00143		2	0.0%
00144		6	0.0%
00145		4	0.0%
00146		4	0.0%
00147		3	0.0%
00148		7	0.0%
00149		4	0.0%
00150		25	0.0%
00151		4	0.0%
00152		1	0.0%
00153		4	0.0%
00154		2	0.0%
00155		4	0.0%
00157		2	0.0%
00158		5	0.0%
00159		2	0.0%
00160		6	0.0%

**File : 13 Madhya Pradesh****# T\_ADULT\_M: TOTAL ADULT MALE**

<b>Value</b>	<b>Label</b>	<b>Cases</b>	<b>Percentage</b>
00161		3	0.0%
00162		3	0.0%
00163		3	0.0%
00164		3	0.0%
00165		6	0.0%
00166		3	0.0%
00167		5	0.0%
00168		3	0.0%
00169		6	0.0%
00170		6	0.0%
00171		4	0.0%
00172		3	0.0%
00173		3	0.0%
00174		2	0.0%
00175		9	0.0%
00176		1	0.0%
00177		2	0.0%
00178		2	0.0%
00180		2	0.0%
00181		3	0.0%
00182		4	0.0%
00183		3	0.0%
00184		3	0.0%
00185		4	0.0%
00186		2	0.0%
00187		3	0.0%
00188		2	0.0%
00189		3	0.0%
00190		3	0.0%
00191		4	0.0%
00192		5	0.0%
00193		1	0.0%
00194		1	0.0%
00195		4	0.0%
00196		3	0.0%
00197		3	0.0%
00198		3	0.0%
00199		2	0.0%
00200		17	0.0%
00201		3	0.0%
00202		3	0.0%
00203		3	0.0%
00204		3	0.0%

## File : 13 Madhya Pradesh

### # T\_ADULT\_M: TOTAL ADULT MALE

Value	Label	Cases	Percentage
00205		4	0.0%
00207		2	0.0%
00209		1	0.0%
00210		2	0.0%
00212		3	0.0%
00213		3	0.0%
00214		1	0.0%
00216		1	0.0%
00217		1	0.0%
00218		1	0.0%
00220		2	0.0%
00221		2	0.0%
00222		1	0.0%
00224		2	0.0%
00225		3	0.0%
00226		2	0.0%
00229		2	0.0%
00230		3	0.0%
00231		1	0.0%
00232		1	0.0%
00233		1	0.0%
00234		3	0.0%
00236		1	0.0%
00237		2	0.0%
00239		1	0.0%
00240		1	0.0%
00241		2	0.0%
00242		5	0.0%
00243		3	0.0%
00244		1	0.0%
00245		4	0.0%
00247		1	0.0%
00248		3	0.0%
00249		3	0.0%
00250		10	0.0%
00252		3	0.0%
00253		2	0.0%
00257		4	0.0%
00259		1	0.0%
00260		2	0.0%
00261		3	0.0%
00262		2	0.0%
00264		2	0.0%

## File : 13 Madhya Pradesh

### # T\_ADULT\_M: TOTAL ADULT MALE

Value	Label	Cases	Percentage
00266		1	0.0%
00267		3	0.0%
00268		1	0.0%
00269		2	0.0%
00270		6	0.0%
00273		1	0.0%
00274		1	0.0%
00275		2	0.0%
00276		1	0.0%
00277		2	0.0%
00278		1	0.0%
00279		2	0.0%
00280		1	0.0%
00281		2	0.0%
00283		1	0.0%
00285		2	0.0%
00289		3	0.0%
00290		1	0.0%
00291		2	0.0%
00292		1	0.0%
00293		1	0.0%
00294		1	0.0%
00295		2	0.0%
00299		1	0.0%
00300		12	0.0%
00301		2	0.0%
00305		1	0.0%
00306		1	0.0%
00309		2	0.0%
00312		1	0.0%
00314		3	0.0%
00315		1	0.0%
00316		1	0.0%
00318		1	0.0%
00320		1	0.0%
00322		1	0.0%
00325		3	0.0%
00326		1	0.0%
00330		1	0.0%
00331		2	0.0%
00332		2	0.0%
00334		1	0.0%
00335		1	0.0%

**File : 13 Madhya Pradesh****# T\_ADULT\_M: TOTAL ADULT MALE**

<b>Value</b>	<b>Label</b>	<b>Cases</b>	<b>Percentage</b>
00336		2	0.0%
00337		3	0.0%
00338		2	0.0%
00339		4	0.0%
00340		2	0.0%
00342		1	0.0%
00343		2	0.0%
00346		1	0.0%
00347		1	0.0%
00349		2	0.0%
00350		6	0.0%
00351		1	0.0%
00352		1	0.0%
00353		2	0.0%
00354		1	0.0%
00356		2	0.0%
00358		1	0.0%
00360		3	0.0%
00361		1	0.0%
00362		1	0.0%
00363		2	0.0%
00364		1	0.0%
00365		2	0.0%
00366		1	0.0%
00367		1	0.0%
00368		1	0.0%
00369		1	0.0%
00371		2	0.0%
00375		1	0.0%
00376		2	0.0%
00377		1	0.0%
00378		1	0.0%
00383		1	0.0%
00386		1	0.0%
00387		1	0.0%
00388		1	0.0%
00391		1	0.0%
00396		1	0.0%
00397		1	0.0%
00399		1	0.0%
00400		7	0.0%
00402		1	0.0%
00403		1	0.0%

**File : 13 Madhya Pradesh****# T\_ADULT\_M: TOTAL ADULT MALE**

<b>Value</b>	<b>Label</b>	<b>Cases</b>	<b>Percentage</b>
00405		1	0.0%
00406		1	0.0%
00409		2	0.0%
00410		1	0.0%
00411		1	0.0%
00415		1	0.0%
00416		1	0.0%
00422		1	0.0%
00425		1	0.0%
00440		1	0.0%
00450		5	0.0%
00455		1	0.0%
00458		3	0.0%
00459		1	0.0%
00461		2	0.0%
00468		1	0.0%
00469		1	0.0%
00470		1	0.0%
00471		1	0.0%
00472		1	0.0%
00473		2	0.0%
00480		1	0.0%
00485		1	0.0%
00488		1	0.0%
00490		1	0.0%
00491		1	0.0%
00500		5	0.0%
00501		2	0.0%
00502		1	0.0%
00504		1	0.0%
00505		2	0.0%
00507		1	0.0%
00515		1	0.0%
00516		1	0.0%
00520		1	0.0%
00521		1	0.0%
00522		2	0.0%
00528		1	0.0%
00529		1	0.0%
00530		1	0.0%
00539		1	0.0%
00543		1	0.0%
00546		1	0.0%



**File : 13 Madhya Pradesh****# T\_ADULT\_M: TOTAL ADULT MALE**

<b>Value</b>	<b>Label</b>	<b>Cases</b>	<b>Percentage</b>
00550		1	0.0%
00560		1	0.0%
00572		1	0.0%
00576		1	0.0%
00582		2	0.0%
00583		1	0.0%
00584		1	0.0%
00586		1	0.0%
00593		2	0.0%
00600		2	0.0%
00606		1	0.0%
00612		1	0.0%
00617		1	0.0%
00620		1	0.0%
00625		1	0.0%
00628		1	0.0%
00633		1	0.0%
00638		1	0.0%
00639		1	0.0%
00640		1	0.0%
00641		1	0.0%
00648		1	0.0%
00650		3	0.0%
00655		1	0.0%
00669		1	0.0%
00670		1	0.0%
00687		1	0.0%
00697		1	0.0%
00700		2	0.0%
00702		2	0.0%
00714		1	0.0%
00720		1	0.0%
00723		1	0.0%
00746		1	0.0%
00753		1	0.0%
00763		1	0.0%
00770		1	0.0%
00778		1	0.0%
00788		1	0.0%
00791		1	0.0%
00820		1	0.0%
00843		1	0.0%
00846		1	0.0%

**File : 13 Madhya Pradesh****# T\_ADULT\_M: TOTAL ADULT MALE**

<b>Value</b>	<b>Label</b>	<b>Cases</b>	<b>Percentage</b>
00850		1	0.0%
00854		1	0.0%
00858		1	0.0%
00885		1	0.0%
00909		1	0.0%
00925		1	0.0%
00927		1	0.0%
00935		1	0.0%
00945		1	0.0%
00951		1	0.0%
00960		1	0.0%
00970		1	0.0%
00971		1	0.0%
00987		1	0.0%
01000		3	0.0%
01001		1	0.0%
01005		1	0.0%
01012		1	0.0%
01041		1	0.0%
01072		1	0.0%
01074		1	0.0%
01091		1	0.0%
01095		1	0.0%
01100		2	0.0%
01110		1	0.0%
01111		1	0.0%
01118		1	0.0%
01121		1	0.0%
01131		1	0.0%
01150		1	0.0%
01180		1	0.0%
01200		1	0.0%
01202		1	0.0%
01254		1	0.0%
01283		1	0.0%
01285		1	0.0%
01300		1	0.0%
01351		1	0.0%
01400		1	0.0%
01409		1	0.0%
01415		1	0.0%
01450		1	0.0%
01500		2	0.0%

## File : 13 Madhya Pradesh

### # T\_ADULT\_M: TOTAL ADULT MALE

Value	Label	Cases	Percentage
01525		1	0.0%
01566		1	0.0%
01593		1	0.0%
01600		1	0.0%
01655		1	0.0%
01687		1	0.0%
01796		1	0.0%
01800		3	0.0%
02000		1	0.0%
02212		1	0.0%
02262		1	0.0%
02285		1	0.0%
02300		1	0.0%
02337		1	0.0%
02482		1	0.0%
02500		2	0.0%
02554		1	0.0%
02568		1	0.0%
02737		1	0.0%
03699		1	0.0%
03924		1	0.0%
04500		1	0.0%
04802		1	0.0%
05432		1	0.0%
06540		1	0.0%
07666		1	0.0%
09417		1	0.0%
09937		1	0.0%
12754		1	0.0%
13227		1	0.0%

Warning: these figures indicate the number of cases found in the data file. They cannot be interpreted as summary statistics of the population of interest.

### # T\_ADULT\_F: TOTAL ADULT FEMALE

<b>Information</b>	[Type= discrete] [Format=character] [Missing=*]		
<b>Statistics [NW/ W]</b>	[Valid=1593342 /-] [Invalid=0 /-]		
Value	Label	Cases	Percentage
00000		1239663	77.8%
00001		276177	17.3%
00002		47403	3.0%
00003		10581	0.7%
00004		5611	0.4%
00005		3677	0.2%
00006		2245	0.1%
00007		1145	0.1%

## File : 13 Madhya Pradesh

### # T\_ADULT\_F: TOTAL ADULT FEMALE

Value	Label	Cases	Percentage
00008		1201	0.1%
00009		543	0.0%
00010		1186	0.1%
00011		343	0.0%
00012		459	0.0%
00013		295	0.0%
00014		223	0.0%
00015		451	0.0%
00016		164	0.0%
00017		123	0.0%
00018		154	0.0%
00019		79	0.0%
00020		291	0.0%
00021		61	0.0%
00022		68	0.0%
00023		42	0.0%
00024		68	0.0%
00025		143	0.0%
00026		46	0.0%
00027		34	0.0%
00028		32	0.0%
00029		24	0.0%
00030		117	0.0%
00031		24	0.0%
00032		26	0.0%
00033		21	0.0%
00034		10	0.0%
00035		55	0.0%
00036		18	0.0%
00037		20	0.0%
00038		12	0.0%
00039		12	0.0%
00040		61	0.0%
00041		11	0.0%
00042		11	0.0%
00043		12	0.0%
00044		6	0.0%
00045		10	0.0%
00046		9	0.0%
00047		13	0.0%
00048		11	0.0%
00049		11	0.0%
00050		39	0.0%

**File : 13 Madhya Pradesh****# T\_ADULT\_F: TOTAL ADULT FEMALE**

<b>Value</b>	<b>Label</b>	<b>Cases</b>	<b>Percentage</b>
00051		7	0.0%
00052		7	0.0%
00053		10	0.0%
00054		7	0.0%
00055		12	0.0%
00056		5	0.0%
00057		4	0.0%
00058		5	0.0%
00059		3	0.0%
00060		14	0.0%
00061		6	0.0%
00062		3	0.0%
00063		4	0.0%
00064		4	0.0%
00065		8	0.0%
00066		4	0.0%
00067		5	0.0%
00068		5	0.0%
00069		2	0.0%
00070		9	0.0%
00071		5	0.0%
00072		1	0.0%
00073		6	0.0%
00074		2	0.0%
00075		11	0.0%
00076		1	0.0%
00077		3	0.0%
00078		1	0.0%
00079		1	0.0%
00080		6	0.0%
00081		1	0.0%
00082		2	0.0%
00083		2	0.0%
00084		2	0.0%
00085		4	0.0%
00086		1	0.0%
00087		3	0.0%
00088		3	0.0%
00089		2	0.0%
00090		3	0.0%
00091		1	0.0%
00092		1	0.0%
00093		2	0.0%

## File : 13 Madhya Pradesh

### # T\_ADULT\_F: TOTAL ADULT FEMALE

Value	Label	Cases	Percentage
00094		1	0.0%
00096		1	0.0%
00097		1	0.0%
00100		15	0.0%
00101		1	0.0%
00102		1	0.0%
00104		1	0.0%
00105		1	0.0%
00110		3	0.0%
00113		3	0.0%
00115		5	0.0%
00116		1	0.0%
00117		1	0.0%
00118		1	0.0%
00120		2	0.0%
00121		1	0.0%
00122		1	0.0%
00124		1	0.0%
00125		2	0.0%
00128		2	0.0%
00130		2	0.0%
00135		2	0.0%
00138		1	0.0%
00140		2	0.0%
00145		1	0.0%
00147		1	0.0%
00149		1	0.0%
00150		8	0.0%
00157		1	0.0%
00163		1	0.0%
00170		2	0.0%
00171		1	0.0%
00175		2	0.0%
00178		1	0.0%
00185		1	0.0%
00191		2	0.0%
00194		1	0.0%
00199		1	0.0%
00200		3	0.0%
00202		1	0.0%
00220		1	0.0%
00221		1	0.0%
00225		1	0.0%

## File : 13 Madhya Pradesh

### # T\_ADULT\_F: TOTAL ADULT FEMALE

Value	Label	Cases	Percentage
00236		1	0.0%
00241		1	0.0%
00243		1	0.0%
00245		1	0.0%
00250		1	0.0%
00273		1	0.0%
00281		1	0.0%
00288		1	0.0%
00300		4	0.0%
00310		1	0.0%
00318		1	0.0%
00330		1	0.0%
00338		1	0.0%
00346		1	0.0%
00380		1	0.0%
00395		1	0.0%
00500		3	0.0%
00505		1	0.0%
00539		1	0.0%
00571		1	0.0%
00655		1	0.0%
00700		1	0.0%
01000		1	0.0%
01500		1	0.0%
10325		1	0.0%

Warning: these figures indicate the number of cases found in the data file. They cannot be interpreted as summary statistics of the population of interest.

### # T\_CHILD\_M: TOTAL CHIELD MALE

Value	Label	Cases	Percentage
00000		1540717	96.7%
00001		42581	2.7%
00002		7914	0.5%
00003		1380	0.1%
00004		436	0.0%
00005		150	0.0%
00006		63	0.0%
00007		21	0.0%
00008		14	0.0%
00009		3	0.0%
00010		25	0.0%
00011		2	0.0%
00012		5	0.0%

## File : 13 Madhya Pradesh

### # T\_CHILD\_M: TOTAL CHIELD MALE

Value	Label	Cases	Percentage
00013		2	0.0%
00015		9	0.0%
00016		1	0.0%
00018		1	0.0%
00019		2	0.0%
00020		9	0.0%
00021		1	0.0%
00025		1	0.0%
00026		1	0.0%
00030		1	0.0%
00040		2	0.0%
00400		1	0.0%

*Warning: these figures indicate the number of cases found in the data file. They cannot be interpreted as summary statistics of the population of interest.*

### # T\_CHILD\_F: TOTAL CHIELD FEMALE

<b>Information</b>	[Type= discrete] [Format=character] [Missing=*]
<b>Statistics [NW/ W]</b>	[Valid=1593342 /-] [Invalid=0 /-]

Value	Label	Cases	Percentage
00000		1577824	99.0%
00001		11555	0.7%
00002		2972	0.2%
00003		678	0.0%
00004		182	0.0%
00005		64	0.0%
00006		19	0.0%
00007		11	0.0%
00008		4	0.0%
00009		4	0.0%
00010		9	0.0%
00011		1	0.0%
00013		1	0.0%
00014		1	0.0%
00015		1	0.0%
00017		1	0.0%
00019		1	0.0%
00020		9	0.0%
00021		1	0.0%
00030		3	0.0%
00035		1	0.0%

*Warning: these figures indicate the number of cases found in the data file. They cannot be interpreted as summary statistics of the population of interest.*

### # TOT: TOTAL OF TOTAL

<b>Information</b>	[Type= discrete] [Format=character] [Missing=*]
<b>Statistics [NW/ W]</b>	[Valid=1593342 /-] [Invalid=0 /-]



## File : 13 Madhya Pradesh

# TOT: TOTAL OF TOTAL

Value	Label	Cases	Percentage
00001		856619	53.8%
00002		463794	29.1%
00003		115960	7.3%
00004		55663	3.5%
00005		27431	1.7%
00006		17474	1.1%
00007		9229	0.6%
00008		8484	0.5%
00009		4471	0.3%
00010		5887	0.4%
00011		2813	0.2%
00012		3226	0.2%
00013		1784	0.1%
00014		1592	0.1%
00015		2052	0.1%
00016		1375	0.1%
00017		899	0.1%
00018		986	0.1%
00019		594	0.0%
00020		1300	0.1%
00021		690	0.0%
00022		694	0.0%
00023		440	0.0%
00024		403	0.0%
00025		820	0.1%
00026		429	0.0%
00027		367	0.0%
00028		340	0.0%
00029		227	0.0%
00030		572	0.0%
00031		242	0.0%
00032		298	0.0%
00033		206	0.0%
00034		205	0.0%
00035		352	0.0%
00036		215	0.0%
00037		175	0.0%
00038		150	0.0%
00039		118	0.0%
00040		352	0.0%
00041		142	0.0%
00042		145	0.0%
00043		134	0.0%

## File : 13 Madhya Pradesh

### # TOT: TOTAL OF TOTAL

Value	Label	Cases	Percentage
00044		109	0.0%
00045		177	0.0%
00046		92	0.0%
00047		84	0.0%
00048		79	0.0%
00049		78	0.0%
00050		229	0.0%
00051		79	0.0%
00052		88	0.0%
00053		67	0.0%
00054		58	0.0%
00055		97	0.0%
00056		50	0.0%
00057		77	0.0%
00058		47	0.0%
00059		36	0.0%
00060		121	0.0%
00061		64	0.0%
00062		52	0.0%
00063		27	0.0%
00064		44	0.0%
00065		63	0.0%
00066		35	0.0%
00067		35	0.0%
00068		34	0.0%
00069		25	0.0%
00070		82	0.0%
00071		41	0.0%
00072		26	0.0%
00073		18	0.0%
00074		35	0.0%
00075		48	0.0%
00076		35	0.0%
00077		22	0.0%
00078		21	0.0%
00079		21	0.0%
00080		68	0.0%
00081		23	0.0%
00082		25	0.0%
00083		27	0.0%
00084		13	0.0%
00085		46	0.0%
00086		28	0.0%

**File : 13 Madhya Pradesh****# TOT: TOTAL OF TOTAL**

<b>Value</b>	<b>Label</b>	<b>Cases</b>	<b>Percentage</b>
00087		12	0.0%
00088		17	0.0%
00089		13	0.0%
00090		46	0.0%
00091		17	0.0%
00092		14	0.0%
00093		13	0.0%
00094		12	0.0%
00095		21	0.0%
00096		16	0.0%
00097		9	0.0%
00098		19	0.0%
00099		22	0.0%
00100		58	0.0%
00101		17	0.0%
00102		14	0.0%
00103		13	0.0%
00104		18	0.0%
00105		11	0.0%
00106		8	0.0%
00107		5	0.0%
00108		8	0.0%
00109		5	0.0%
00110		20	0.0%
00111		11	0.0%
00112		7	0.0%
00113		12	0.0%
00114		4	0.0%
00115		9	0.0%
00116		9	0.0%
00117		7	0.0%
00118		6	0.0%
00119		7	0.0%
00120		14	0.0%
00121		7	0.0%
00122		7	0.0%
00123		2	0.0%
00124		6	0.0%
00125		28	0.0%
00126		8	0.0%
00127		11	0.0%
00128		11	0.0%
00129		5	0.0%

**File : 13 Madhya Pradesh****# TOT: TOTAL OF TOTAL**

<b>Value</b>	<b>Label</b>	<b>Cases</b>	<b>Percentage</b>
00130		13	0.0%
00131		11	0.0%
00132		7	0.0%
00133		6	0.0%
00134		5	0.0%
00135		9	0.0%
00136		7	0.0%
00137		4	0.0%
00138		7	0.0%
00139		6	0.0%
00140		10	0.0%
00141		5	0.0%
00142		1	0.0%
00143		5	0.0%
00144		5	0.0%
00145		5	0.0%
00146		6	0.0%
00147		4	0.0%
00148		6	0.0%
00149		5	0.0%
00150		28	0.0%
00151		5	0.0%
00152		6	0.0%
00153		4	0.0%
00154		3	0.0%
00155		8	0.0%
00156		3	0.0%
00157		6	0.0%
00158		4	0.0%
00159		3	0.0%
00160		11	0.0%
00162		4	0.0%
00163		4	0.0%
00164		3	0.0%
00165		5	0.0%
00166		1	0.0%
00167		3	0.0%
00168		5	0.0%
00169		3	0.0%
00170		9	0.0%
00171		8	0.0%
00172		4	0.0%
00173		6	0.0%

**File : 13 Madhya Pradesh****# TOT: TOTAL OF TOTAL**

<b>Value</b>	<b>Label</b>	<b>Cases</b>	<b>Percentage</b>
00174		1	0.0%
00175		8	0.0%
00176		8	0.0%
00178		2	0.0%
00179		2	0.0%
00180		4	0.0%
00181		1	0.0%
00182		2	0.0%
00184		1	0.0%
00185		2	0.0%
00186		3	0.0%
00187		5	0.0%
00188		3	0.0%
00189		1	0.0%
00190		4	0.0%
00191		4	0.0%
00192		2	0.0%
00193		2	0.0%
00194		1	0.0%
00195		3	0.0%
00196		4	0.0%
00197		2	0.0%
00198		1	0.0%
00199		2	0.0%
00200		17	0.0%
00201		5	0.0%
00202		8	0.0%
00203		1	0.0%
00204		5	0.0%
00205		3	0.0%
00206		4	0.0%
00207		1	0.0%
00208		1	0.0%
00209		2	0.0%
00210		5	0.0%
00211		5	0.0%
00212		1	0.0%
00213		2	0.0%
00214		3	0.0%
00215		2	0.0%
00216		2	0.0%
00217		1	0.0%
00218		1	0.0%

## File : 13 Madhya Pradesh

### # TOT: TOTAL OF TOTAL

Value	Label	Cases	Percentage
00220		3	0.0%
00221		2	0.0%
00222		1	0.0%
00223		2	0.0%
00224		2	0.0%
00225		4	0.0%
00226		4	0.0%
00229		1	0.0%
00230		3	0.0%
00231		4	0.0%
00234		4	0.0%
00235		1	0.0%
00236		3	0.0%
00237		1	0.0%
00239		1	0.0%
00240		5	0.0%
00242		1	0.0%
00244		2	0.0%
00245		3	0.0%
00247		2	0.0%
00248		1	0.0%
00249		3	0.0%
00250		16	0.0%
00251		3	0.0%
00252		1	0.0%
00253		4	0.0%
00254		5	0.0%
00255		4	0.0%
00257		3	0.0%
00258		1	0.0%
00260		3	0.0%
00261		2	0.0%
00262		3	0.0%
00263		1	0.0%
00264		1	0.0%
00265		6	0.0%
00266		2	0.0%
00267		3	0.0%
00268		2	0.0%
00269		1	0.0%
00270		1	0.0%
00274		1	0.0%
00275		3	0.0%

## File : 13 Madhya Pradesh

### # TOT: TOTAL OF TOTAL

Value	Label	Cases	Percentage
00276		3	0.0%
00277		1	0.0%
00278		2	0.0%
00281		1	0.0%
00282		1	0.0%
00283		1	0.0%
00284		2	0.0%
00286		1	0.0%
00287		1	0.0%
00289		1	0.0%
00290		1	0.0%
00292		2	0.0%
00294		4	0.0%
00295		1	0.0%
00296		3	0.0%
00300		10	0.0%
00301		2	0.0%
00302		3	0.0%
00304		1	0.0%
00306		2	0.0%
00307		1	0.0%
00308		3	0.0%
00310		2	0.0%
00311		2	0.0%
00312		1	0.0%
00313		3	0.0%
00314		1	0.0%
00315		2	0.0%
00318		1	0.0%
00321		1	0.0%
00322		1	0.0%
00325		3	0.0%
00327		1	0.0%
00328		1	0.0%
00330		2	0.0%
00331		1	0.0%
00332		1	0.0%
00333		2	0.0%
00334		2	0.0%
00335		1	0.0%
00336		1	0.0%
00338		1	0.0%
00340		4	0.0%

**File : 13 Madhya Pradesh****# TOT: TOTAL OF TOTAL**

<b>Value</b>	<b>Label</b>	<b>Cases</b>	<b>Percentage</b>
00342		1	0.0%
00344		1	0.0%
00345		1	0.0%
00346		2	0.0%
00347		3	0.0%
00348		1	0.0%
00349		4	0.0%
00350		8	0.0%
00351		1	0.0%
00354		1	0.0%
00356		1	0.0%
00358		1	0.0%
00360		3	0.0%
00362		2	0.0%
00363		2	0.0%
00364		1	0.0%
00365		2	0.0%
00366		2	0.0%
00367		1	0.0%
00369		2	0.0%
00370		1	0.0%
00373		1	0.0%
00374		1	0.0%
00375		1	0.0%
00376		1	0.0%
00377		1	0.0%
00380		2	0.0%
00383		1	0.0%
00388		3	0.0%
00389		1	0.0%
00390		3	0.0%
00392		2	0.0%
00395		1	0.0%
00400		8	0.0%
00401		2	0.0%
00402		1	0.0%
00403		1	0.0%
00404		1	0.0%
00405		1	0.0%
00406		2	0.0%
00409		1	0.0%
00412		1	0.0%
00413		1	0.0%



**File : 13 Madhya Pradesh****# TOT: TOTAL OF TOTAL**

<b>Value</b>	<b>Label</b>	<b>Cases</b>	<b>Percentage</b>
00414		2	0.0%
00415		1	0.0%
00417		1	0.0%
00421		1	0.0%
00425		1	0.0%
00426		1	0.0%
00433		1	0.0%
00437		1	0.0%
00440		1	0.0%
00441		1	0.0%
00444		1	0.0%
00445		1	0.0%
00446		1	0.0%
00450		5	0.0%
00452		1	0.0%
00457		1	0.0%
00460		2	0.0%
00466		1	0.0%
00468		1	0.0%
00471		1	0.0%
00473		1	0.0%
00474		1	0.0%
00475		1	0.0%
00481		1	0.0%
00486		1	0.0%
00488		1	0.0%
00493		1	0.0%
00494		1	0.0%
00495		1	0.0%
00500		9	0.0%
00502		2	0.0%
00503		1	0.0%
00505		1	0.0%
00506		1	0.0%
00507		1	0.0%
00511		1	0.0%
00512		1	0.0%
00515		1	0.0%
00517		1	0.0%
00523		1	0.0%
00527		1	0.0%
00529		1	0.0%
00531		1	0.0%

**File : 13 Madhya Pradesh****# TOT: TOTAL OF TOTAL**

<b>Value</b>	<b>Label</b>	<b>Cases</b>	<b>Percentage</b>
00532		2	0.0%
00533		1	0.0%
00536		1	0.0%
00540		1	0.0%
00546		1	0.0%
00549		1	0.0%
00554		1	0.0%
00558		1	0.0%
00560		1	0.0%
00569		1	0.0%
00573		1	0.0%
00574		1	0.0%
00575		1	0.0%
00576		1	0.0%
00586		1	0.0%
00590		1	0.0%
00599		2	0.0%
00600		5	0.0%
00604		1	0.0%
00606		1	0.0%
00609		1	0.0%
00614		1	0.0%
00624		1	0.0%
00630		1	0.0%
00639		1	0.0%
00645		1	0.0%
00648		1	0.0%
00650		4	0.0%
00653		1	0.0%
00658		1	0.0%
00663		1	0.0%
00670		1	0.0%
00689		1	0.0%
00693		1	0.0%
00697		1	0.0%
00699		1	0.0%
00700		1	0.0%
00702		1	0.0%
00710		1	0.0%
00711		1	0.0%
00718		1	0.0%
00725		1	0.0%
00735		1	0.0%

**File : 13 Madhya Pradesh****# TOT: TOTAL OF TOTAL**

<b>Value</b>	<b>Label</b>	<b>Cases</b>	<b>Percentage</b>
00746		1	0.0%
00754		2	0.0%
00757		1	0.0%
00774		1	0.0%
00778		1	0.0%
00782		1	0.0%
00789		1	0.0%
00793		1	0.0%
00800		1	0.0%
00804		1	0.0%
00828		1	0.0%
00853		1	0.0%
00858		1	0.0%
00861		1	0.0%
00879		1	0.0%
00891		1	0.0%
00904		1	0.0%
00909		1	0.0%
00914		1	0.0%
00927		1	0.0%
00935		1	0.0%
00950		1	0.0%
00956		1	0.0%
00970		1	0.0%
00971		1	0.0%
00975		1	0.0%
00980		1	0.0%
01005		1	0.0%
01007		1	0.0%
01011		1	0.0%
01015		1	0.0%
01020		1	0.0%
01027		1	0.0%
01056		1	0.0%
01060		1	0.0%
01075		1	0.0%
01084		1	0.0%
01091		1	0.0%
01110		1	0.0%
01111		1	0.0%
01112		1	0.0%
01121		1	0.0%
01125		1	0.0%

## File : 13 Madhya Pradesh

### # TOT: TOTAL OF TOTAL

Value	Label	Cases	Percentage
01129		1	0.0%
01138		1	0.0%
01150		1	0.0%
01180		1	0.0%
01200		1	0.0%
01202		1	0.0%
01216		1	0.0%
01280		1	0.0%
01303		1	0.0%
01361		1	0.0%
01371		1	0.0%
01398		1	0.0%
01400		1	0.0%
01429		1	0.0%
01452		1	0.0%
01500		3	0.0%
01535		1	0.0%
01567		1	0.0%
01575		1	0.0%
01601		1	0.0%
01636		1	0.0%
01655		1	0.0%
01682		1	0.0%
01700		1	0.0%
01734		1	0.0%
01800		1	0.0%
01845		1	0.0%
02000		3	0.0%
02100		2	0.0%
02300		1	0.0%
02305		1	0.0%
02385		1	0.0%
02464		1	0.0%
02502		1	0.0%
02559		1	0.0%
02601		1	0.0%
02825		1	0.0%
02876		1	0.0%
03000		1	0.0%
03846		1	0.0%
04000		1	0.0%
04234		1	0.0%
04500		1	0.0%

## File : 13 Madhya Pradesh

### # TOT: TOTAL OF TOTAL

Value	Label	Cases	Percentage
04802		1	0.0%
05456		1	0.0%
06590		1	0.0%
08004		1	0.0%
09917		1	0.0%
10267		1	0.0%
13409		1	0.0%
23552		1	0.0%

Warning: these figures indicate the number of cases found in the data file. They cannot be interpreted as summary statistics of the population of interest.

### # H\_ADULT\_M: HIRED ADULT MALE

**Information** [Type= discrete] [Format=character] [Missing=\*]

**Statistics [NW/ W]** [Valid=1593342 /-] [Invalid=0 /-]

Value	Label	Cases	Percentage
00000		1231334	77.3%
00001		177988	11.2%
00002		81183	5.1%
00003		31497	2.0%
00004		18919	1.2%
00005		11107	0.7%
00006		7583	0.5%
00007		4476	0.3%
00008		4891	0.3%
00009		2381	0.1%
00010		3784	0.2%
00011		1400	0.1%
00012		1781	0.1%
00013		979	0.1%
00014		980	0.1%
00015		1510	0.1%
00016		688	0.0%
00017		536	0.0%
00018		663	0.0%
00019		442	0.0%
00020		1052	0.1%
00021		337	0.0%
00022		395	0.0%
00023		296	0.0%
00024		333	0.0%
00025		594	0.0%
00026		238	0.0%
00027		248	0.0%
00028		294	0.0%
00029		215	0.0%

## File : 13 Madhya Pradesh

### # H\_ADULT\_M: HIRED ADULT MALE

Value	Label	Cases	Percentage
00030		416	0.0%
00031		152	0.0%
00032		193	0.0%
00033		119	0.0%
00034		138	0.0%
00035		273	0.0%
00036		141	0.0%
00037		116	0.0%
00038		108	0.0%
00039		98	0.0%
00040		262	0.0%
00041		86	0.0%
00042		103	0.0%
00043		77	0.0%
00044		71	0.0%
00045		121	0.0%
00046		58	0.0%
00047		61	0.0%
00048		70	0.0%
00049		40	0.0%
00050		176	0.0%
00051		46	0.0%
00052		45	0.0%
00053		36	0.0%
00054		51	0.0%
00055		56	0.0%
00056		66	0.0%
00057		33	0.0%
00058		45	0.0%
00059		26	0.0%
00060		112	0.0%
00061		28	0.0%
00062		33	0.0%
00063		27	0.0%
00064		18	0.0%
00065		48	0.0%
00066		19	0.0%
00067		26	0.0%
00068		31	0.0%
00069		27	0.0%
00070		63	0.0%
00071		28	0.0%
00072		20	0.0%

**File : 13 Madhya Pradesh****# H\_ADULT\_M: HIRED ADULT MALE**

<b>Value</b>	<b>Label</b>	<b>Cases</b>	<b>Percentage</b>
00073		21	0.0%
00074		20	0.0%
00075		46	0.0%
00076		20	0.0%
00077		15	0.0%
00078		19	0.0%
00079		26	0.0%
00080		57	0.0%
00081		11	0.0%
00082		21	0.0%
00083		11	0.0%
00084		10	0.0%
00085		22	0.0%
00086		14	0.0%
00087		7	0.0%
00088		8	0.0%
00089		18	0.0%
00090		24	0.0%
00091		9	0.0%
00092		18	0.0%
00093		8	0.0%
00094		9	0.0%
00095		11	0.0%
00096		13	0.0%
00097		7	0.0%
00098		15	0.0%
00099		9	0.0%
00100		45	0.0%
00101		6	0.0%
00102		12	0.0%
00103		5	0.0%
00104		9	0.0%
00105		12	0.0%
00106		4	0.0%
00107		4	0.0%
00108		7	0.0%
00109		4	0.0%
00110		12	0.0%
00111		8	0.0%
00112		8	0.0%
00113		5	0.0%
00114		4	0.0%
00115		13	0.0%

**File : 13 Madhya Pradesh****# H\_ADULT\_M: HIRED ADULT MALE**

<b>Value</b>	<b>Label</b>	<b>Cases</b>	<b>Percentage</b>
00116		5	0.0%
00117		5	0.0%
00118		4	0.0%
00119		3	0.0%
00120		15	0.0%
00121		3	0.0%
00122		5	0.0%
00123		6	0.0%
00124		10	0.0%
00125		16	0.0%
00126		6	0.0%
00127		5	0.0%
00128		4	0.0%
00129		2	0.0%
00130		6	0.0%
00131		6	0.0%
00132		7	0.0%
00133		7	0.0%
00134		4	0.0%
00135		8	0.0%
00136		1	0.0%
00137		11	0.0%
00138		5	0.0%
00139		4	0.0%
00140		8	0.0%
00141		1	0.0%
00142		6	0.0%
00143		2	0.0%
00144		4	0.0%
00145		9	0.0%
00146		1	0.0%
00147		4	0.0%
00148		7	0.0%
00149		6	0.0%
00150		24	0.0%
00151		2	0.0%
00152		1	0.0%
00153		4	0.0%
00154		3	0.0%
00155		5	0.0%
00156		1	0.0%
00157		2	0.0%
00158		3	0.0%



**File : 13 Madhya Pradesh****# H\_ADULT\_M: HIRED ADULT MALE**

<b>Value</b>	<b>Label</b>	<b>Cases</b>	<b>Percentage</b>
00159		2	0.0%
00160		6	0.0%
00161		2	0.0%
00162		3	0.0%
00163		3	0.0%
00164		3	0.0%
00165		4	0.0%
00166		4	0.0%
00167		4	0.0%
00168		2	0.0%
00169		6	0.0%
00170		7	0.0%
00171		4	0.0%
00172		2	0.0%
00173		3	0.0%
00174		3	0.0%
00175		7	0.0%
00176		1	0.0%
00177		2	0.0%
00178		2	0.0%
00180		3	0.0%
00181		4	0.0%
00182		2	0.0%
00183		3	0.0%
00184		4	0.0%
00185		3	0.0%
00186		2	0.0%
00187		3	0.0%
00188		2	0.0%
00189		3	0.0%
00190		4	0.0%
00191		3	0.0%
00192		4	0.0%
00193		1	0.0%
00194		1	0.0%
00195		6	0.0%
00196		3	0.0%
00197		3	0.0%
00198		6	0.0%
00200		18	0.0%
00201		2	0.0%
00202		2	0.0%
00203		1	0.0%

**File : 13 Madhya Pradesh****# H\_ADULT\_M: HIRED ADULT MALE**

<b>Value</b>	<b>Label</b>	<b>Cases</b>	<b>Percentage</b>
00204		3	0.0%
00205		4	0.0%
00207		2	0.0%
00209		1	0.0%
00210		2	0.0%
00212		3	0.0%
00213		3	0.0%
00214		1	0.0%
00215		1	0.0%
00216		1	0.0%
00217		1	0.0%
00218		1	0.0%
00220		4	0.0%
00221		1	0.0%
00222		1	0.0%
00224		2	0.0%
00225		1	0.0%
00226		2	0.0%
00228		1	0.0%
00229		2	0.0%
00230		2	0.0%
00231		1	0.0%
00232		1	0.0%
00233		1	0.0%
00234		3	0.0%
00235		1	0.0%
00237		2	0.0%
00239		1	0.0%
00240		1	0.0%
00241		2	0.0%
00242		5	0.0%
00243		3	0.0%
00244		2	0.0%
00245		4	0.0%
00247		1	0.0%
00248		3	0.0%
00249		4	0.0%
00250		8	0.0%
00252		3	0.0%
00253		1	0.0%
00257		4	0.0%
00259		2	0.0%
00260		1	0.0%

**File : 13 Madhya Pradesh****# H\_ADULT\_M: HIRED ADULT MALE**

<b>Value</b>	<b>Label</b>	<b>Cases</b>	<b>Percentage</b>
00261		3	0.0%
00262		2	0.0%
00264		2	0.0%
00266		1	0.0%
00267		3	0.0%
00268		1	0.0%
00269		4	0.0%
00270		4	0.0%
00273		1	0.0%
00274		1	0.0%
00275		2	0.0%
00276		1	0.0%
00277		2	0.0%
00278		1	0.0%
00279		2	0.0%
00280		1	0.0%
00281		2	0.0%
00283		1	0.0%
00285		2	0.0%
00289		3	0.0%
00290		3	0.0%
00291		1	0.0%
00292		1	0.0%
00293		1	0.0%
00294		1	0.0%
00295		2	0.0%
00298		1	0.0%
00299		1	0.0%
00300		11	0.0%
00301		2	0.0%
00305		1	0.0%
00306		1	0.0%
00309		2	0.0%
00310		1	0.0%
00314		2	0.0%
00316		1	0.0%
00318		1	0.0%
00320		2	0.0%
00321		1	0.0%
00323		1	0.0%
00325		1	0.0%
00326		1	0.0%
00330		1	0.0%

**File : 13 Madhya Pradesh****# H\_ADULT\_M: HIRED ADULT MALE**

<b>Value</b>	<b>Label</b>	<b>Cases</b>	<b>Percentage</b>
00331		2	0.0%
00332		2	0.0%
00334		1	0.0%
00335		1	0.0%
00336		2	0.0%
00337		3	0.0%
00338		2	0.0%
00339		4	0.0%
00340		2	0.0%
00342		1	0.0%
00343		2	0.0%
00346		1	0.0%
00347		1	0.0%
00348		1	0.0%
00349		2	0.0%
00350		6	0.0%
00351		1	0.0%
00352		1	0.0%
00353		2	0.0%
00354		2	0.0%
00356		1	0.0%
00358		1	0.0%
00360		2	0.0%
00361		1	0.0%
00362		1	0.0%
00363		2	0.0%
00364		1	0.0%
00365		2	0.0%
00366		1	0.0%
00367		1	0.0%
00368		1	0.0%
00369		1	0.0%
00371		2	0.0%
00375		1	0.0%
00376		2	0.0%
00377		1	0.0%
00378		1	0.0%
00383		1	0.0%
00386		1	0.0%
00387		1	0.0%
00388		1	0.0%
00390		1	0.0%
00396		1	0.0%

## File : 13 Madhya Pradesh

### # H\_ADULT\_M: HIRED ADULT MALE

Value	Label	Cases	Percentage
00397		1	0.0%
00399		1	0.0%
00400		7	0.0%
00402		1	0.0%
00403		2	0.0%
00405		1	0.0%
00406		1	0.0%
00409		2	0.0%
00410		1	0.0%
00411		1	0.0%
00415		2	0.0%
00420		1	0.0%
00425		1	0.0%
00440		1	0.0%
00449		2	0.0%
00450		3	0.0%
00455		1	0.0%
00458		3	0.0%
00459		1	0.0%
00461		2	0.0%
00468		1	0.0%
00469		1	0.0%
00470		1	0.0%
00471		1	0.0%
00472		1	0.0%
00473		2	0.0%
00480		1	0.0%
00485		1	0.0%
00488		2	0.0%
00489		1	0.0%
00500		5	0.0%
00501		2	0.0%
00502		1	0.0%
00504		1	0.0%
00505		1	0.0%
00507		1	0.0%
00515		1	0.0%
00516		1	0.0%
00520		1	0.0%
00521		3	0.0%
00528		1	0.0%
00529		1	0.0%
00530		1	0.0%

**File : 13 Madhya Pradesh****# H\_ADULT\_M: HIRED ADULT MALE**

<b>Value</b>	<b>Label</b>	<b>Cases</b>	<b>Percentage</b>
00539		1	0.0%
00543		1	0.0%
00546		1	0.0%
00550		1	0.0%
00560		1	0.0%
00571		1	0.0%
00576		1	0.0%
00582		2	0.0%
00583		1	0.0%
00584		1	0.0%
00592		1	0.0%
00593		1	0.0%
00600		3	0.0%
00612		1	0.0%
00617		1	0.0%
00620		1	0.0%
00633		1	0.0%
00638		1	0.0%
00639		1	0.0%
00640		1	0.0%
00641		1	0.0%
00648		1	0.0%
00650		2	0.0%
00655		1	0.0%
00669		1	0.0%
00670		1	0.0%
00687		1	0.0%
00695		1	0.0%
00700		2	0.0%
00701		2	0.0%
00714		1	0.0%
00720		1	0.0%
00723		1	0.0%
00746		1	0.0%
00753		1	0.0%
00763		1	0.0%
00770		1	0.0%
00777		1	0.0%
00788		1	0.0%
00791		1	0.0%
00820		1	0.0%
00843		1	0.0%
00846		1	0.0%

**File : 13 Madhya Pradesh****# H\_ADULT\_M: HIRED ADULT MALE**

<b>Value</b>	<b>Label</b>	<b>Cases</b>	<b>Percentage</b>
00850		1	0.0%
00854		1	0.0%
00858		1	0.0%
00885		1	0.0%
00900		1	0.0%
00909		1	0.0%
00925		1	0.0%
00927		1	0.0%
00935		1	0.0%
00945		1	0.0%
00951		1	0.0%
00959		1	0.0%
00965		1	0.0%
00971		1	0.0%
00987		1	0.0%
00995		1	0.0%
00999		1	0.0%
01000		1	0.0%
01001		2	0.0%
01010		1	0.0%
01041		1	0.0%
01072		1	0.0%
01074		1	0.0%
01090		1	0.0%
01095		1	0.0%
01110		1	0.0%
01111		1	0.0%
01118		1	0.0%
01121		1	0.0%
01131		1	0.0%
01150		1	0.0%
01180		1	0.0%
01200		1	0.0%
01201		1	0.0%
01254		1	0.0%
01283		1	0.0%
01285		1	0.0%
01300		1	0.0%
01351		1	0.0%
01400		1	0.0%
01409		1	0.0%
01415		1	0.0%
01450		1	0.0%

## File : 13 Madhya Pradesh

### # H\_ADULT\_M: HIRED ADULT MALE

Value	Label	Cases	Percentage
01500		2	0.0%
01525		1	0.0%
01566		1	0.0%
01593		1	0.0%
01600		1	0.0%
01650		1	0.0%
01687		1	0.0%
01796		1	0.0%
01800		3	0.0%
02000		1	0.0%
02212		1	0.0%
02261		1	0.0%
02285		1	0.0%
02300		1	0.0%
02337		1	0.0%
02480		1	0.0%
02500		2	0.0%
02554		1	0.0%
02568		1	0.0%
02737		1	0.0%
03690		1	0.0%
03924		1	0.0%
04500		1	0.0%
04802		1	0.0%
05432		1	0.0%
06540		1	0.0%
07666		1	0.0%
09417		1	0.0%
09937		1	0.0%
12754		1	0.0%
13227		1	0.0%

Warning: these figures indicate the number of cases found in the data file. They cannot be interpreted as summary statistics of the population of interest.

### # H\_ADULT\_F: HIRED ADULT FEMALE

<b>Information</b>	[Type= discrete] [Format=character] [Missing=*]		
<b>Statistics [NW/ W]</b>	[Valid=1593342 /-] [Invalid=0 /-]		
Value	Label	Cases	Percentage
00000		1517854	95.3%
00001		30976	1.9%
00002		22051	1.4%
00003		6018	0.4%
00004		4133	0.3%
00005		3088	0.2%
00006		1792	0.1%



## File : 13 Madhya Pradesh

### # H\_ADULT\_F: HIRED ADULT FEMALE

Value	Label	Cases	Percentage
00007		1048	0.1%
00008		1087	0.1%
00009		508	0.0%
00010		1095	0.1%
00011		295	0.0%
00012		432	0.0%
00013		266	0.0%
00014		217	0.0%
00015		422	0.0%
00016		151	0.0%
00017		118	0.0%
00018		151	0.0%
00019		78	0.0%
00020		277	0.0%
00021		55	0.0%
00022		65	0.0%
00023		43	0.0%
00024		66	0.0%
00025		141	0.0%
00026		36	0.0%
00027		33	0.0%
00028		33	0.0%
00029		26	0.0%
00030		111	0.0%
00031		25	0.0%
00032		25	0.0%
00033		22	0.0%
00034		8	0.0%
00035		53	0.0%
00036		17	0.0%
00037		17	0.0%
00038		12	0.0%
00039		12	0.0%
00040		59	0.0%
00041		10	0.0%
00042		10	0.0%
00043		12	0.0%
00044		5	0.0%
00045		10	0.0%
00046		10	0.0%
00047		11	0.0%
00048		11	0.0%
00049		11	0.0%

## File : 13 Madhya Pradesh

### # H\_ADULT\_F: HIRED ADULT FEMALE

Value	Label	Cases	Percentage
00050		38	0.0%
00051		8	0.0%
00052		5	0.0%
00053		10	0.0%
00054		7	0.0%
00055		13	0.0%
00056		5	0.0%
00057		4	0.0%
00058		5	0.0%
00059		3	0.0%
00060		14	0.0%
00061		6	0.0%
00062		2	0.0%
00063		4	0.0%
00064		4	0.0%
00065		7	0.0%
00066		5	0.0%
00067		4	0.0%
00068		5	0.0%
00069		2	0.0%
00070		10	0.0%
00071		5	0.0%
00072		1	0.0%
00073		5	0.0%
00074		2	0.0%
00075		12	0.0%
00076		1	0.0%
00077		3	0.0%
00079		1	0.0%
00080		7	0.0%
00081		1	0.0%
00082		1	0.0%
00083		2	0.0%
00084		2	0.0%
00085		3	0.0%
00086		1	0.0%
00087		3	0.0%
00088		3	0.0%
00089		2	0.0%
00090		3	0.0%
00091		1	0.0%
00092		1	0.0%
00093		2	0.0%

**File : 13 Madhya Pradesh****# H\_ADULT\_F: HIRED ADULT FEMALE**

<b>Value</b>	<b>Label</b>	<b>Cases</b>	<b>Percentage</b>
00094		1	0.0%
00096		1	0.0%
00097		1	0.0%
00098		1	0.0%
00100		16	0.0%
00102		1	0.0%
00104		1	0.0%
00105		1	0.0%
00110		4	0.0%
00113		2	0.0%
00115		4	0.0%
00116		1	0.0%
00117		1	0.0%
00118		1	0.0%
00120		2	0.0%
00121		1	0.0%
00122		1	0.0%
00124		1	0.0%
00125		2	0.0%
00128		2	0.0%
00130		2	0.0%
00135		2	0.0%
00138		2	0.0%
00140		1	0.0%
00145		1	0.0%
00147		1	0.0%
00149		1	0.0%
00150		8	0.0%
00157		1	0.0%
00163		1	0.0%
00170		2	0.0%
00171		1	0.0%
00175		2	0.0%
00178		1	0.0%
00185		1	0.0%
00191		2	0.0%
00194		1	0.0%
00199		1	0.0%
00200		3	0.0%
00202		1	0.0%
00220		1	0.0%
00221		1	0.0%
00225		1	0.0%

## File : 13 Madhya Pradesh

### # H\_ADULT\_F: HIRED ADULT FEMALE

Value	Label	Cases	Percentage
00236		1	0.0%
00241		1	0.0%
00243		1	0.0%
00245		1	0.0%
00250		1	0.0%
00273		1	0.0%
00281		1	0.0%
00288		1	0.0%
00300		4	0.0%
00310		1	0.0%
00318		1	0.0%
00330		1	0.0%
00338		1	0.0%
00346		1	0.0%
00350		1	0.0%
00380		1	0.0%
00395		1	0.0%
00500		4	0.0%
00539		1	0.0%
00571		1	0.0%
00655		1	0.0%
01000		1	0.0%
01500		1	0.0%
10325		1	0.0%

Warning: these figures indicate the number of cases found in the data file. They cannot be interpreted as summary statistics of the population of interest.

### # H\_CHILD\_M: HIRED CHIELD MALE

Value	Label	Cases	Percentage
00000		1584923	99.5%
00001		5667	0.4%
00002		2002	0.1%
00003		406	0.0%
00004		162	0.0%
00005		86	0.0%
00006		31	0.0%
00007		8	0.0%
00008		9	0.0%
00009		1	0.0%
00010		22	0.0%
00011		1	0.0%
00012		3	0.0%
00013		1	0.0%

## File : 13 Madhya Pradesh

### # H\_CHILD\_M: HIRED CHIELD MALE

Value	Label	Cases	Percentage
00014		1	0.0%
00015		7	0.0%
00019		1	0.0%
00020		8	0.0%
00040		2	0.0%
00400		1	0.0%

*Warning: these figures indicate the number of cases found in the data file. They cannot be interpreted as summary statistics of the population of interest.*

### # H\_CHILD\_F: HIRED CHIELD FEMALE

<b>Information</b>	[Type= discrete] [Format=character] [Missing=*]
<b>Statistics [NW/ W]</b>	[Valid=1593342 /-] [Invalid=0 /-]

Value	Label	Cases	Percentage
00000		1592630	100.0%
00001		400	0.0%
00002		165	0.0%
00003		67	0.0%
00004		20	0.0%
00005		26	0.0%
00006		6	0.0%
00007		3	0.0%
00008		1	0.0%
00009		2	0.0%
00010		5	0.0%
00013		1	0.0%
00014		1	0.0%
00015		1	0.0%
00017		1	0.0%
00018		1	0.0%
00020		8	0.0%
00021		1	0.0%
00030		3	0.0%

*Warning: these figures indicate the number of cases found in the data file. They cannot be interpreted as summary statistics of the population of interest.*

### # T\_HIRED: TOTAL OF HIRED

<b>Information</b>	[Type= discrete] [Format=character] [Missing=*]
<b>Statistics [NW/ W]</b>	[Valid=1593342 /-] [Invalid=0 /-]

Value	Label	Cases	Percentage
00000		1207555	75.8%
00001		172417	10.8%
00002		94008	5.9%
00003		33431	2.1%
00004		20777	1.3%
00005		12667	0.8%
00006		8955	0.6%

## File : 13 Madhya Pradesh

### # T\_HIRED: TOTAL OF HIRED

Value	Label	Cases	Percentage
00007		5794	0.4%
00008		5648	0.4%
00009		3234	0.2%
00010		4429	0.3%
00011		1990	0.1%
00012		2428	0.2%
00013		1433	0.1%
00014		1448	0.1%
00015		1788	0.1%
00016		1036	0.1%
00017		748	0.0%
00018		902	0.1%
00019		588	0.0%
00020		1206	0.1%
00021		500	0.0%
00022		588	0.0%
00023		395	0.0%
00024		447	0.0%
00025		751	0.0%
00026		320	0.0%
00027		325	0.0%
00028		355	0.0%
00029		247	0.0%
00030		559	0.0%
00031		178	0.0%
00032		266	0.0%
00033		188	0.0%
00034		203	0.0%
00035		343	0.0%
00036		182	0.0%
00037		151	0.0%
00038		157	0.0%
00039		137	0.0%
00040		343	0.0%
00041		122	0.0%
00042		130	0.0%
00043		126	0.0%
00044		113	0.0%
00045		174	0.0%
00046		72	0.0%
00047		77	0.0%
00048		86	0.0%
00049		75	0.0%

## File : 13 Madhya Pradesh

### # T\_HIRED: TOTAL OF HIRED

Value	Label	Cases	Percentage
00050		228	0.0%
00051		54	0.0%
00052		83	0.0%
00053		56	0.0%
00054		61	0.0%
00055		91	0.0%
00056		48	0.0%
00057		78	0.0%
00058		51	0.0%
00059		33	0.0%
00060		136	0.0%
00061		48	0.0%
00062		39	0.0%
00063		30	0.0%
00064		43	0.0%
00065		60	0.0%
00066		32	0.0%
00067		37	0.0%
00068		37	0.0%
00069		27	0.0%
00070		78	0.0%
00071		36	0.0%
00072		22	0.0%
00073		21	0.0%
00074		33	0.0%
00075		47	0.0%
00076		29	0.0%
00077		22	0.0%
00078		22	0.0%
00079		22	0.0%
00080		67	0.0%
00081		16	0.0%
00082		23	0.0%
00083		24	0.0%
00084		19	0.0%
00085		40	0.0%
00086		26	0.0%
00087		14	0.0%
00088		16	0.0%
00089		16	0.0%
00090		43	0.0%
00091		14	0.0%
00092		13	0.0%

## File : 13 Madhya Pradesh

### # T\_HIRED: TOTAL OF HIRED

Value	Label	Cases	Percentage
00093		12	0.0%
00094		12	0.0%
00095		22	0.0%
00096		15	0.0%
00097		9	0.0%
00098		25	0.0%
00099		23	0.0%
00100		58	0.0%
00101		10	0.0%
00102		12	0.0%
00103		11	0.0%
00104		15	0.0%
00105		12	0.0%
00106		6	0.0%
00107		7	0.0%
00108		8	0.0%
00109		6	0.0%
00110		21	0.0%
00111		7	0.0%
00112		8	0.0%
00113		9	0.0%
00114		5	0.0%
00115		10	0.0%
00116		8	0.0%
00117		8	0.0%
00118		4	0.0%
00119		6	0.0%
00120		20	0.0%
00121		3	0.0%
00122		5	0.0%
00123		5	0.0%
00124		5	0.0%
00125		29	0.0%
00126		5	0.0%
00127		11	0.0%
00128		10	0.0%
00129		6	0.0%
00130		10	0.0%
00131		9	0.0%
00132		8	0.0%
00133		6	0.0%
00134		6	0.0%
00135		9	0.0%



**File : 13 Madhya Pradesh****# T\_HIRED: TOTAL OF HIRED**

<b>Value</b>	<b>Label</b>	<b>Cases</b>	<b>Percentage</b>
00136		4	0.0%
00137		3	0.0%
00138		7	0.0%
00139		7	0.0%
00140		8	0.0%
00141		4	0.0%
00142		1	0.0%
00143		5	0.0%
00144		6	0.0%
00145		9	0.0%
00146		5	0.0%
00147		6	0.0%
00148		5	0.0%
00149		4	0.0%
00150		28	0.0%
00151		5	0.0%
00152		6	0.0%
00153		3	0.0%
00154		4	0.0%
00155		10	0.0%
00156		1	0.0%
00157		6	0.0%
00158		3	0.0%
00159		2	0.0%
00160		9	0.0%
00162		2	0.0%
00163		4	0.0%
00164		4	0.0%
00165		5	0.0%
00166		1	0.0%
00167		3	0.0%
00168		4	0.0%
00169		3	0.0%
00170		12	0.0%
00171		6	0.0%
00172		3	0.0%
00173		7	0.0%
00174		2	0.0%
00175		5	0.0%
00176		7	0.0%
00178		2	0.0%
00179		2	0.0%
00180		5	0.0%

## File : 13 Madhya Pradesh

### # T\_HIRED: TOTAL OF HIRED

Value	Label	Cases	Percentage
00181		1	0.0%
00182		2	0.0%
00184		3	0.0%
00185		1	0.0%
00186		2	0.0%
00187		5	0.0%
00188		3	0.0%
00189		3	0.0%
00190		2	0.0%
00191		4	0.0%
00192		2	0.0%
00193		2	0.0%
00194		1	0.0%
00195		3	0.0%
00196		4	0.0%
00197		2	0.0%
00198		4	0.0%
00200		21	0.0%
00201		3	0.0%
00202		5	0.0%
00203		2	0.0%
00204		5	0.0%
00205		5	0.0%
00206		4	0.0%
00208		1	0.0%
00209		3	0.0%
00210		5	0.0%
00211		2	0.0%
00212		1	0.0%
00213		2	0.0%
00214		2	0.0%
00215		3	0.0%
00216		2	0.0%
00217		1	0.0%
00218		1	0.0%
00220		3	0.0%
00221		1	0.0%
00222		1	0.0%
00223		2	0.0%
00224		3	0.0%
00225		2	0.0%
00226		4	0.0%
00227		1	0.0%

## File : 13 Madhya Pradesh

### # T\_HIRED: TOTAL OF HIRED

Value	Label	Cases	Percentage
00228		1	0.0%
00229		2	0.0%
00230		2	0.0%
00231		2	0.0%
00234		4	0.0%
00235		1	0.0%
00236		3	0.0%
00237		1	0.0%
00239		1	0.0%
00240		5	0.0%
00242		1	0.0%
00244		3	0.0%
00245		4	0.0%
00247		2	0.0%
00248		2	0.0%
00249		3	0.0%
00250		18	0.0%
00251		3	0.0%
00253		2	0.0%
00254		6	0.0%
00255		3	0.0%
00257		2	0.0%
00258		1	0.0%
00260		2	0.0%
00261		3	0.0%
00262		2	0.0%
00263		1	0.0%
00264		3	0.0%
00265		4	0.0%
00266		2	0.0%
00267		3	0.0%
00268		2	0.0%
00269		1	0.0%
00270		1	0.0%
00274		3	0.0%
00275		1	0.0%
00276		3	0.0%
00277		1	0.0%
00278		2	0.0%
00281		1	0.0%
00282		1	0.0%
00283		1	0.0%
00284		2	0.0%

## File : 13 Madhya Pradesh

### # T\_HIRED: TOTAL OF HIRED

Value	Label	Cases	Percentage
00286		1	0.0%
00287		1	0.0%
00289		1	0.0%
00290		2	0.0%
00292		2	0.0%
00294		4	0.0%
00296		3	0.0%
00298		1	0.0%
00300		9	0.0%
00301		2	0.0%
00302		3	0.0%
00304		1	0.0%
00305		1	0.0%
00306		2	0.0%
00307		1	0.0%
00308		3	0.0%
00310		3	0.0%
00311		2	0.0%
00312		1	0.0%
00313		2	0.0%
00318		1	0.0%
00320		1	0.0%
00321		2	0.0%
00325		2	0.0%
00327		1	0.0%
00328		2	0.0%
00330		1	0.0%
00331		1	0.0%
00332		1	0.0%
00333		2	0.0%
00334		2	0.0%
00335		1	0.0%
00336		1	0.0%
00338		1	0.0%
00340		4	0.0%
00342		1	0.0%
00344		1	0.0%
00345		1	0.0%
00346		2	0.0%
00347		3	0.0%
00348		2	0.0%
00349		3	0.0%
00350		10	0.0%

## File : 13 Madhya Pradesh

### # T\_HIRED: TOTAL OF HIRED

Value	Label	Cases	Percentage
00354		1	0.0%
00356		2	0.0%
00360		2	0.0%
00361		1	0.0%
00362		2	0.0%
00363		1	0.0%
00364		1	0.0%
00365		2	0.0%
00366		2	0.0%
00367		1	0.0%
00369		2	0.0%
00370		1	0.0%
00373		1	0.0%
00374		1	0.0%
00375		1	0.0%
00376		1	0.0%
00377		1	0.0%
00380		2	0.0%
00383		1	0.0%
00388		3	0.0%
00389		1	0.0%
00390		3	0.0%
00392		2	0.0%
00395		2	0.0%
00400		8	0.0%
00401		1	0.0%
00402		1	0.0%
00403		1	0.0%
00404		1	0.0%
00405		1	0.0%
00406		2	0.0%
00409		1	0.0%
00412		1	0.0%
00413		1	0.0%
00414		2	0.0%
00415		1	0.0%
00417		1	0.0%
00420		1	0.0%
00421		1	0.0%
00425		1	0.0%
00433		1	0.0%
00437		1	0.0%
00440		1	0.0%

## File : 13 Madhya Pradesh

### # T\_HIRED: TOTAL OF HIRED

Value	Label	Cases	Percentage
00441		1	0.0%
00444		2	0.0%
00446		1	0.0%
00450		5	0.0%
00452		1	0.0%
00457		1	0.0%
00460		2	0.0%
00466		1	0.0%
00468		1	0.0%
00471		1	0.0%
00473		1	0.0%
00474		1	0.0%
00475		1	0.0%
00481		1	0.0%
00486		2	0.0%
00492		1	0.0%
00493		1	0.0%
00495		1	0.0%
00498		1	0.0%
00499		2	0.0%
00500		7	0.0%
00501		1	0.0%
00502		2	0.0%
00503		1	0.0%
00506		1	0.0%
00507		1	0.0%
00511		1	0.0%
00512		1	0.0%
00515		1	0.0%
00516		1	0.0%
00523		1	0.0%
00527		1	0.0%
00529		1	0.0%
00531		3	0.0%
00533		1	0.0%
00536		1	0.0%
00540		1	0.0%
00546		1	0.0%
00549		1	0.0%
00554		1	0.0%
00558		1	0.0%
00560		1	0.0%
00569		1	0.0%

## File : 13 Madhya Pradesh

### # T\_HIRED: TOTAL OF HIRED

Value	Label	Cases	Percentage
00573		1	0.0%
00574		1	0.0%
00576		1	0.0%
00586		1	0.0%
00590		1	0.0%
00598		1	0.0%
00599		1	0.0%
00600		4	0.0%
00604		1	0.0%
00606		1	0.0%
00608		1	0.0%
00614		1	0.0%
00624		1	0.0%
00630		1	0.0%
00639		1	0.0%
00648		1	0.0%
00650		3	0.0%
00653		1	0.0%
00658		1	0.0%
00663		1	0.0%
00670		1	0.0%
00689		1	0.0%
00693		1	0.0%
00695		1	0.0%
00699		1	0.0%
00700		1	0.0%
00702		1	0.0%
00710		1	0.0%
00711		1	0.0%
00718		1	0.0%
00725		1	0.0%
00746		1	0.0%
00752		2	0.0%
00757		1	0.0%
00774		1	0.0%
00778		1	0.0%
00782		1	0.0%
00788		1	0.0%
00793		1	0.0%
00800		1	0.0%
00804		1	0.0%
00828		1	0.0%
00853		1	0.0%

## File : 13 Madhya Pradesh

### # T\_HIRED: TOTAL OF HIRED

Value	Label	Cases	Percentage
00858		1	0.0%
00861		1	0.0%
00879		1	0.0%
00891		1	0.0%
00904		1	0.0%
00909		1	0.0%
00914		1	0.0%
00927		1	0.0%
00935		1	0.0%
00950		1	0.0%
00956		1	0.0%
00970		2	0.0%
00971		1	0.0%
00979		1	0.0%
01001		1	0.0%
01007		1	0.0%
01011		1	0.0%
01015		1	0.0%
01019		1	0.0%
01027		1	0.0%
01056		1	0.0%
01058		1	0.0%
01075		1	0.0%
01084		1	0.0%
01100		1	0.0%
01110		1	0.0%
01112		1	0.0%
01121		1	0.0%
01125		1	0.0%
01129		1	0.0%
01138		1	0.0%
01150		1	0.0%
01180		1	0.0%
01200		1	0.0%
01201		1	0.0%
01216		1	0.0%
01250		1	0.0%
01280		1	0.0%
01303		1	0.0%
01361		1	0.0%
01371		1	0.0%
01398		1	0.0%
01400		1	0.0%



## File : 13 Madhya Pradesh

### # T\_HIRED: TOTAL OF HIRED

Value	Label	Cases	Percentage
01429		1	0.0%
01452		1	0.0%
01490		1	0.0%
01500		2	0.0%
01535		1	0.0%
01567		1	0.0%
01575		1	0.0%
01601		1	0.0%
01636		1	0.0%
01650		1	0.0%
01682		1	0.0%
01700		1	0.0%
01734		1	0.0%
01845		1	0.0%
01995		1	0.0%
02000		2	0.0%
02100		2	0.0%
02300		1	0.0%
02305		1	0.0%
02385		1	0.0%
02463		1	0.0%
02500		1	0.0%
02559		1	0.0%
02601		1	0.0%
02825		1	0.0%
02876		1	0.0%
03000		1	0.0%
03837		1	0.0%
04000		1	0.0%
04234		1	0.0%
04500		1	0.0%
04802		1	0.0%
05456		1	0.0%
06590		1	0.0%
08004		1	0.0%
09917		1	0.0%
10267		1	0.0%
13409		1	0.0%
23552		1	0.0%

Warning: these figures indicate the number of cases found in the data file. They cannot be interpreted as summary statistics of the population of interest.

### # REMAKS: REMARKS

Information	[Type= discrete] [Format=character] [Missing=*]
Statistics [NW/ W]	[Valid=1593342 /-] [Invalid=0 /-]

## File : 13 Madhya Pradesh

### # REMAKS: REMARKS

Value	Label	Cases	Percentage
000		855404	53.7%
001		53593	3.4%
002		71170	4.5%
003		45651	2.9%
004		57820	3.6%
005		37114	2.3%
006		47587	3.0%
007		34500	2.2%
008		39609	2.5%
009		25020	1.6%
010		31267	2.0%
011		18376	1.2%
012		24847	1.6%
013		13975	0.9%
014		17018	1.1%
015		12720	0.8%
016		15895	1.0%
017		11916	0.7%
018		12189	0.8%
019		9305	0.6%
020		10630	0.7%
021		5685	0.4%
022		7352	0.5%
023		6003	0.4%
024		8218	0.5%
025		5366	0.3%
026		5198	0.3%
027		4010	0.3%
028		4483	0.3%
029		2885	0.2%
030		4285	0.3%
031		4078	0.3%
032		3394	0.2%
033		2044	0.1%
034		2114	0.1%
035		2153	0.1%
036		3169	0.2%
037		3728	0.2%
038		1251	0.1%
039		2259	0.1%
040		2384	0.1%
041		4293	0.3%
042		911	0.1%

## File : 13 Madhya Pradesh

### # REMAKS: REMARKS

Value	Label	Cases	Percentage
043		1705	0.1%
044		2877	0.2%
045		1743	0.1%
046		925	0.1%
047		1179	0.1%
048		1091	0.1%
049		1641	0.1%
050		1035	0.1%
051		1239	0.1%
052		1481	0.1%
053		845	0.1%
054		2978	0.2%
055		374	0.0%
056		2108	0.1%
057		420	0.0%
058		34	0.0%
060		1616	0.1%
061		451	0.0%
062		858	0.1%
063		23	0.0%
064		9	0.0%
065		1160	0.1%
066		203	0.0%
067		895	0.1%
068		1064	0.1%
069		8	0.0%
070		886	0.1%
071		541	0.0%
072		404	0.0%
073		576	0.0%
074		35	0.0%
075		1018	0.1%
076		766	0.0%
077		514	0.0%
078		248	0.0%
079		694	0.0%
080		554	0.0%
081		7	0.0%
082		403	0.0%
083		616	0.0%
084		7	0.0%
086		584	0.0%
087		52	0.0%

## File : 13 Madhya Pradesh

### # REMAKS: REMARKS

Value	Label	Cases	Percentage
090		1385	0.1%
092		640	0.0%
093		11	0.0%
094		34	0.0%
095		7	0.0%
096		126	0.0%
097		168	0.0%
099		8	0.0%
100		985	0.1%
101		114	0.0%
102		295	0.0%
103		574	0.0%
104		708	0.0%
105		62	0.0%
106		119	0.0%
107		1311	0.1%
108		747	0.0%
109		855	0.1%
110		195	0.0%
111		298	0.0%
112		20	0.0%
113		227	0.0%
114		67	0.0%
118		7	0.0%
121		128	0.0%
123		398	0.0%
124		232	0.0%
125		59	0.0%
129		1	0.0%
130		7	0.0%
132		71	0.0%
133		956	0.1%
136		124	0.0%
137		100	0.0%
138		10	0.0%
140		99	0.0%
141		65	0.0%
142		48	0.0%
143		1	0.0%
144		4	0.0%
145		14	0.0%
147		7	0.0%
148		14	0.0%

## File : 13 Madhya Pradesh

### # REMAKS: REMARKS

Value	Label	Cases	Percentage
150		627	0.0%
151		1	0.0%
152		2	0.0%
153		6	0.0%
155		101	0.0%
156		14	0.0%
157		2	0.0%
158		3	0.0%
160		7	0.0%
161		5	0.0%
162		1016	0.1%
163		17	0.0%
164		7	0.0%
170		2	0.0%
171		7	0.0%
173		6	0.0%
176		2149	0.1%
180		31	0.0%
183		8	0.0%
184		7	0.0%
185		472	0.0%
187		451	0.0%
191		162	0.0%
194		7	0.0%
196		966	0.1%
197		87	0.0%
198		5	0.0%
200		33	0.0%
207		1	0.0%
209		1120	0.1%
210		7	0.0%
211		7	0.0%
214		7	0.0%
216		77	0.0%
218		31	0.0%
221		7	0.0%
222		20	0.0%
226		318	0.0%
227		7	0.0%
233		10	0.0%
235		14	0.0%
243		172	0.0%
248		275	0.0%

## File : 13 Madhya Pradesh

### # REMAKS: REMARKS

Value	Label	Cases	Percentage
252		14	0.0%
261		1	0.0%
265		90	0.0%
266		41	0.0%
267		82	0.0%
270		521	0.0%
271		9	0.0%
273		513	0.0%
274		7	0.0%
281		353	0.0%
282		6	0.0%
283		730	0.0%
297		95	0.0%
300		11	0.0%
303		932	0.1%
314		1	0.0%
317		14	0.0%
318		35	0.0%
319		7	0.0%
321		17	0.0%
333		1	0.0%
336		2345	0.1%
349		7	0.0%
350		1	0.0%
352		5	0.0%
359		356	0.0%
360		34	0.0%
361		30	0.0%
366		350	0.0%
369		13	0.0%
390		20	0.0%
397		3	0.0%
398		7	0.0%
403		7	0.0%
419		7	0.0%
444		1	0.0%
450		9	0.0%
460		1	0.0%
478		7	0.0%
482		14	0.0%
520		42	0.0%
526		32	0.0%
552		7	0.0%

## File : 13 Madhya Pradesh

### # REMAKS: REMARKS

Value	Label	Cases	Percentage
554		83	0.0%
566		41	0.0%
600		1	0.0%
608		7	0.0%
651		7	0.0%
660		2	0.0%
700		45	0.0%
779		6	0.0%
800		12	0.0%
801		1	0.0%
808		4	0.0%
834		7	0.0%
872		5	0.0%
900		6	0.0%
976		26	0.0%

Warning: these figures indicate the number of cases found in the data file. They cannot be interpreted as summary statistics of the population of interest.

### # TYPE\_ENTERP: TYPE OF ENTERPRISE

**Information** [Type= discrete] [Format=character] [Missing=\*]

**Statistics [NW/ W]** [Valid=1593342 /-] [Invalid=0 /-]

Value	Label	Cases	Percentage
1		1207555	75.8%
2		320450	20.1%
3		65337	4.1%

Warning: these figures indicate the number of cases found in the data file. They cannot be interpreted as summary statistics of the population of interest.

### # MAJOR\_ACT: MAJOR ACTIVITY CODE

**Information** [Type= discrete] [Format=character] [Missing=\*]

**Statistics [NW/ W]** [Valid=1593342 /-] [Invalid=0 /-]

Value	Label	Cases	Percentage
01		76088	4.8%
02		18274	1.1%
04		1711	0.1%
05		364878	22.9%
06		2831	0.2%
07		9978	0.6%
08		21282	1.3%
09		536228	33.7%
10		59111	3.7%
11		23233	1.5%
12		4094	0.3%
13		13991	0.9%
14		38304	2.4%
15		423339	26.6%

## File : 13 Madhya Pradesh

### # MAJOR\_ACT: MAJOR ACTIVITY CODE

Warning: these figures indicate the number of cases found in the data file. They cannot be interpreted as summary statistics of the population of interest.

### # SIZE\_EMP1: SIZE OF EMPLOYMENT CODE-

**Information** [Type= discrete] [Format=character] [Missing=\*]

**Statistics [NW/ W]** [Valid=1593342 /-] [Invalid=0 /-]

Value	Label	Cases	Percentage
1	Employee size 0 to 1	856619	53.8%
2	Employee size 2	463794	29.1%
3	Employee size 3	115960	7.3%
4	Employee size 4	55663	3.5%
5	Employee size 5	27431	1.7%
6	Employee size 6 to 9	39658	2.5%
7	Employee size >9	34217	2.1%

Warning: these figures indicate the number of cases found in the data file. They cannot be interpreted as summary statistics of the population of interest.

### # SIZE\_EMP2: SIZE OF EMPLOYMENT CODE-

**Information** [Type= discrete] [Format=character] [Missing=\*]

**Statistics [NW/ W]** [Valid=1593342 /-] [Invalid=0 /-]

Value	Label	Cases	Percentage
01	Employee size 0 to 1	856619	53.8%
02	Employee size 2	463794	29.1%
03	Employee size 3	115960	7.3%
04	Employee size 4	55663	3.5%
05	Employee size 5	27431	1.7%
07	Employee size 6 to 9	39658	2.5%
08	Employee size 10 to 14	15302	1.0%
09	Employee size 15 to 19	5906	0.4%
10	Employee size 20 to 24	3527	0.2%
11	Employee size 25 to 49	6108	0.4%
12	Employee size 50 to 99	2138	0.1%
13	Employee size 100 to 199	679	0.0%
14	Employee size 200 to 499	382	0.0%
15	Employee size >=500	175	0.0%

Warning: these figures indicate the number of cases found in the data file. They cannot be interpreted as summary statistics of the population of interest.

### # FITTER: FILLER

**Information** [Type= discrete] [Format=character] [Missing=\*]

**Statistics [NW/ W]** [Valid=1593342 /-] [Invalid=0 /-]

Value	Label	Cases	Percentage
0		1593342	100.0%

Warning: these figures indicate the number of cases found in the data file. They cannot be interpreted as summary statistics of the population of interest.



## File : 14 Maharashtra

### # FILE\_ID: FILE-ID

Information [Type= discrete] [Format=character] [Missing=\*]

Statistics [NW/ W] [Valid=3234022 /-] [Invalid=0 /-]

Value	Label	Cases	Percentage
EC98AD	EC98AD	3234022	100.0%

Warning: these figures indicate the number of cases found in the data file. They cannot be interpreted as summary statistics of the population of interest.

### # ID\_NO: IDENTIFICATION NO (ID NO)

Information [Type= discrete] [Format=character] [Missing=\*]

Statistics [NW/ W] [Valid=3234022 /-] [Invalid=0 /-]

### # ST: STATE CODE

Information [Type= discrete] [Format=character] [Missing=\*]

Statistics [NW/ W] [Valid=3234022 /-] [Invalid=0 /-]

Value	Label	Cases	Percentage
14	Maharashtra	3234022	100.0%

Warning: these figures indicate the number of cases found in the data file. They cannot be interpreted as summary statistics of the population of interest.

### # DT: DISTRICT CODE

Information [Type= discrete] [Format=character] [Missing=\*]

Statistics [NW/ W] [Valid=3234022 /-] [Invalid=0 /-]

Value	Label	Cases	Percentage
01	GREATER BOMBAY	485492	15.0%
02	THANE	219871	6.8%
03	RAIGAD	57213	1.8%
04	RATANGIRI	49190	1.5%
05	SINDAUDURG	36043	1.1%
06	NASIK	127415	3.9%
07	DHULE	96181	3.0%
08	JALGAON	107871	3.3%
09	AHMADNAGAR	133739	4.1%
10	PUNE	241185	7.5%
11	SATARA	104783	3.2%
12	SANGLI	112775	3.5%
13	SHOLAPUR	141293	4.4%
14	KOLHAPUR	236818	7.3%
15	AURANGABAD	71434	2.2%
16	JALNA	40477	1.3%
17	PARBHANI	52408	1.6%
18	BEED	59045	1.8%
19	NANDED	62583	1.9%
20	OSMANABAD	43828	1.4%
21	LATUR	43312	1.3%
22	BULDANA	62175	1.9%
23	AKOLA	84538	2.6%
24	AMRAVATI	89327	2.8%

## File : 14 Maharashtra

### # DT: DISTRICT CODE

Value	Label	Cases	Percentage
25	YAVATMAL	77762	2.4%
26	WARDHA	41050	1.3%
27	NAGPUR	154245	4.8%
28	BHANDARA	98003	3.0%
29	CHANDRAPUR	70783	2.2%
30	GADCHIROLI	33183	1.0%

Warning: these figures indicate the number of cases found in the data file. They cannot be interpreted as summary statistics of the population of interest.

### # TEH: TEHSIL CODE

<b>Information</b>	[Type= discrete] [Format=character] [Missing=*]
<b>Statistics [NW/ W]</b>	[Valid=3234022 /-] [Invalid=0 /-]

Value	Label	Cases	Percentage
000		1620670	50.1%
001		173497	5.4%
002		169858	5.3%
003		157440	4.9%
004		127700	3.9%
005		149147	4.6%
006		134434	4.2%
007		141320	4.4%
008		128377	4.0%
009		120323	3.7%
010		100213	3.1%
011		70629	2.2%
012		69193	2.1%
013		47892	1.5%
014		17116	0.5%
015		3840	0.1%
016		2373	0.1%

Warning: these figures indicate the number of cases found in the data file. They cannot be interpreted as summary statistics of the population of interest.

### # CD\_BLOCK: CD BLOCK

<b>Information</b>	[Type= discrete] [Format=character] [Missing=*]
<b>Statistics [NW/ W]</b>	[Valid=3234022 /-] [Invalid=0 /-]

Value	Label	Cases	Percentage
00		1620670	50.1%
01		173497	5.4%
02		169858	5.3%
03		157440	4.9%
04		127700	3.9%
05		149147	4.6%
06		134434	4.2%
07		141320	4.4%
08		128377	4.0%

## File : 14 Maharashtra

### # CD\_BLOCK: CD BLOCK

Value	Label	Cases	Percentage
09		120323	3.7%
10		100213	3.1%
11		70629	2.2%
12		69193	2.1%
13		47892	1.5%
14		17116	0.5%
15		3840	0.1%
16		2373	0.1%

Warning: these figures indicate the number of cases found in the data file. They cannot be interpreted as summary statistics of the population of interest.

### # SECTOR: SECTOR CODE

<b>Information</b>	[Type= discrete] [Format=character] [Missing=*]
<b>Statistics [NW/ W]</b>	[Valid=3234022 /-] [Invalid=0 /-]

Value	Label	Cases	Percentage
1	Rural	1613352	49.9%
2	Urban	1620670	50.1%

Warning: these figures indicate the number of cases found in the data file. They cannot be interpreted as summary statistics of the population of interest.

### # V\_C: VILLAGE CODE

<b>Information</b>	[Type= discrete] [Format=character] [Missing=*]
<b>Statistics [NW/ W]</b>	[Valid=3234022 /-] [Invalid=0 /-]

Value	Label	Cases	Percentage
001		12586	0.4%
002		14031	0.4%
003		13270	0.4%
004		13294	0.4%
005		13714	0.4%
006		11777	0.4%
007		10655	0.3%
008		14122	0.4%
009		12192	0.4%
010		12486	0.4%
011		14053	0.4%
012		13062	0.4%
013		40479	1.3%
014		14266	0.4%
015		143747	4.4%
016		86010	2.7%
017		589661	18.2%
018		49243	1.5%
019		176225	5.4%
020		14604	0.5%
021		12062	0.4%
022		13119	0.4%

## File : 14 Maharashtra

### # V\_C: VILLAGE CODE

Value	Label	Cases	Percentage
023		13478	0.4%
024		15571	0.5%
025		18547	0.6%
026		14309	0.4%
027		36034	1.1%
028		29147	0.9%
029		36306	1.1%
030		13967	0.4%
031		13229	0.4%
032		11869	0.4%
033		12838	0.4%
034		13759	0.4%
035		39150	1.2%
036		16298	0.5%
037		13272	0.4%
038		37373	1.2%
039		20801	0.6%
040		13074	0.4%
041		12584	0.4%
042		13028	0.4%
043		12761	0.4%
044		13600	0.4%
045		17023	0.5%
046		18006	0.6%
047		15822	0.5%
048		31120	1.0%
049		32286	1.0%
050		13401	0.4%
051		15332	0.5%
052		13897	0.4%
053		11114	0.3%
054		13127	0.4%
055		14918	0.5%
056		13053	0.4%
057		19431	0.6%
058		32283	1.0%
059		43953	1.4%
060		13229	0.4%
061		12191	0.4%
062		11736	0.4%
063		12296	0.4%
064		13478	0.4%
065		19904	0.6%

**File : 14 Maharashtra****# V\_C: VILLAGE CODE**

Value	Label	Cases	Percentage
066		14618	0.5%
067		15415	0.5%
068		31059	1.0%
069		20576	0.6%
070		13137	0.4%
071		11859	0.4%
072		10111	0.3%
073		9984	0.3%
074		15754	0.5%
075		36041	1.1%
076		13685	0.4%
077		16173	0.5%
078		34877	1.1%
079		13365	0.4%
080		11445	0.4%
081		12203	0.4%
082		10216	0.3%
083		11419	0.4%
084		10326	0.3%
085		21751	0.7%
086		9753	0.3%
087		17212	0.5%
088		21958	0.7%
089		20475	0.6%
090		9089	0.3%
091		8728	0.3%
092		10609	0.3%
093		9664	0.3%
094		9699	0.3%
095		14019	0.4%
096		11332	0.4%
097		15890	0.5%
098		18706	0.6%
099		17623	0.5%
100		9134	0.3%
101		8749	0.3%
102		8962	0.3%
103		9395	0.3%
104		14330	0.4%
105		10372	0.3%
106		7851	0.2%
107		13185	0.4%
108		15312	0.5%

## File : 14 Maharashtra

### # V\_C: VILLAGE CODE

Value	Label	Cases	Percentage
109		14713	0.5%
110		8058	0.2%
111		7375	0.2%
112		6635	0.2%
113		9329	0.3%
114		8097	0.3%
115		7589	0.2%
116		7426	0.2%
117		7663	0.2%
118		12022	0.4%
119		10203	0.3%
120		4751	0.1%
121		6679	0.2%
122		4500	0.1%
123		6415	0.2%
124		10108	0.3%
125		5761	0.2%
126		5600	0.2%
127		10842	0.3%
128		9161	0.3%
129		7635	0.2%
130		5226	0.2%
131		4744	0.1%
132		4299	0.1%
133		4211	0.1%
134		4083	0.1%
135		3407	0.1%
136		5221	0.2%
137		6081	0.2%
138		9310	0.3%
139		3640	0.1%
140		2871	0.1%
141		3698	0.1%
142		3415	0.1%
143		3795	0.1%
144		3278	0.1%
145		3990	0.1%
146		6767	0.2%
147		3518	0.1%
148		6530	0.2%
149		3689	0.1%
150		3934	0.1%
151		2052	0.1%

## File : 14 Maharashtra

### # V\_C: VILLAGE CODE

Value	Label	Cases	Percentage
152		2596	0.1%
153		2471	0.1%
154		3381	0.1%
155		2917	0.1%
156		2937	0.1%
157		5263	0.2%
158		4999	0.2%
159		4292	0.1%
160		3146	0.1%
161		2146	0.1%
162		2031	0.1%
163		2873	0.1%
164		2118	0.1%
165		5935	0.2%
166		3252	0.1%
167		4522	0.1%
168		2697	0.1%
169		4959	0.2%
170		1534	0.0%
171		1776	0.1%
172		2513	0.1%
173		1146	0.0%
174		3004	0.1%
175		2267	0.1%
176		2020	0.1%
177		28107	0.9%
178		9527	0.3%
179		2788	0.1%
180		1021	0.0%
181		1835	0.1%
182		874	0.0%
183		1103	0.0%
184		1057	0.0%
185		1184	0.0%
186		1792	0.1%
187		876	0.0%
188		2896	0.1%
189		1507	0.0%
190		909	0.0%
191		1051	0.0%
192		775	0.0%
193		694	0.0%
194		709	0.0%

## File : 14 Maharashtra

### # V\_C: VILLAGE CODE

Value	Label	Cases	Percentage
195		2737	0.1%
196		724	0.0%
197		1548	0.0%
198		2254	0.1%
199		1484	0.0%
200		632	0.0%
201		550	0.0%
202		1047	0.0%
203		484	0.0%
204		297	0.0%
205		366	0.0%
206		1386	0.0%
207		370	0.0%
208		1346	0.0%
209		2193	0.1%
210		385	0.0%
211		450	0.0%
212		232	0.0%
213		690	0.0%
214		351	0.0%
215		241	0.0%
216		163	0.0%
217		280	0.0%
218		1639	0.1%
219		2050	0.1%
220		219	0.0%
221		208	0.0%
222		197	0.0%
223		214	0.0%
224		212	0.0%
225		383	0.0%
226		82	0.0%
227		273	0.0%
228		30393	0.9%
229		2040	0.1%
230		147	0.0%
231		135	0.0%
232		64	0.0%
233		187	0.0%
234		98	0.0%
235		547	0.0%
236		51	0.0%
237		19738	0.6%



## File : 14 Maharashtra

### # V\_C: VILLAGE CODE

Value	Label	Cases	Percentage
238		1195	0.0%
239		53	0.0%
240		67	0.0%
241		50	0.0%
242		39	0.0%
243		112	0.0%
244		55	0.0%
245		30	0.0%
246		27	0.0%
247		33	0.0%
248		4803	0.1%
249		56	0.0%
250		42	0.0%
251		67	0.0%
252		15	0.0%
253		143	0.0%
254		71	0.0%
255		14	0.0%
256		17	0.0%
257		267	0.0%
258		2339	0.1%
259		32	0.0%
260		34	0.0%
261		55	0.0%
262		63	0.0%
263		14	0.0%
264		33	0.0%
265		95	0.0%
266		16	0.0%
267		36	0.0%
268		33	0.0%
269		2895	0.1%
270		124	0.0%
271		21	0.0%
272		22	0.0%
273		35	0.0%
274		15	0.0%
275		5	0.0%
276		12	0.0%
277		12	0.0%
278		11	0.0%
279		1199	0.0%
280		12	0.0%

## File : 14 Maharashtra

### # V\_C: VILLAGE CODE

Value	Label	Cases	Percentage
281		4	0.0%
282		12	0.0%
283		12	0.0%
284		3	0.0%
285		14	0.0%
286		12	0.0%
287		12	0.0%
288		760	0.0%
289		12	0.0%
290		4	0.0%
291		7	0.0%
292		12	0.0%
293		12	0.0%
294		24	0.0%
295		11	0.0%
296		6	0.0%
297		6	0.0%
298		553	0.0%
299		12	0.0%
300		2	0.0%
301		36	0.0%
302		12	0.0%
303		12	0.0%
304		12	0.0%
305		6	0.0%
306		6	0.0%
307		12	0.0%
308		1059	0.0%
309		12	0.0%
310		14	0.0%
311		12	0.0%
312		6	0.0%
313		12	0.0%
314		24	0.0%
315		12	0.0%
316		12	0.0%
317		12	0.0%
318		12	0.0%
319		2470	0.1%
320		6	0.0%
321		2	0.0%
322		6	0.0%
323		12	0.0%

## File : 14 Maharashtra

### # V\_C: VILLAGE CODE

Value	Label	Cases	Percentage
324		7	0.0%
325		12	0.0%
326		24	0.0%
327		12	0.0%
328		12	0.0%
329		1428	0.0%
338		423	0.0%
348		344	0.0%

Warning: these figures indicate the number of cases found in the data file. They cannot be interpreted as summary statistics of the population of interest.

### # WARD: WARD CODE

<b>Information</b>	[Type= discrete] [Format=character] [Missing=*]
<b>Statistics [NW/ W]</b>	[Valid=3234022 /-] [Invalid=0 /-]

Value	Label	Cases	Percentage
000		2139500	66.2%
001		34168	1.1%
002		23281	0.7%
003		33004	1.0%
004		19890	0.6%
005		30647	0.9%
006		22990	0.7%
007		20455	0.6%
008		33690	1.0%
009		20418	0.6%
010		17159	0.5%
011		13936	0.4%
012		17600	0.5%
013		23489	0.7%
014		16894	0.5%
015		11229	0.3%
016		14958	0.5%
017		14426	0.4%
018		11249	0.3%
019		14833	0.5%
020		12349	0.4%
021		17322	0.5%
022		13383	0.4%
023		18421	0.6%
024		11667	0.4%
025		11921	0.4%
026		10837	0.3%
027		21945	0.7%
028		9693	0.3%
029		11619	0.4%

## File : 14 Maharashtra

### # WARD: WARD CODE

Value	Label	Cases	Percentage
030		12211	0.4%
031		8150	0.3%
032		17569	0.5%
033		29959	0.9%
034		9767	0.3%
035		14213	0.4%
036		10568	0.3%
037		9743	0.3%
038		8864	0.3%
039		6619	0.2%
040		5228	0.2%
041		7838	0.2%
042		4731	0.1%
043		6320	0.2%
044		4930	0.2%
045		9686	0.3%
046		3979	0.1%
047		5904	0.2%
048		9101	0.3%
049		10420	0.3%
050		4360	0.1%
051		6995	0.2%
052		7921	0.2%
053		4486	0.1%
054		4083	0.1%
055		25677	0.8%
056		13039	0.4%
057		9079	0.3%
058		6119	0.2%
059		4905	0.2%
060		13670	0.4%
061		3262	0.1%
062		10517	0.3%
063		6735	0.2%
064		11925	0.4%
065		10200	0.3%
066		2716	0.1%
067		9641	0.3%
068		8418	0.3%
069		9212	0.3%
070		9633	0.3%
071		5918	0.2%
072		7258	0.2%

**File : 14 Maharashtra****# WARD: WARD CODE**

Value	Label	Cases	Percentage
073		8549	0.3%
074		10668	0.3%
075		6597	0.2%
076		2193	0.1%
077		3944	0.1%
078		13750	0.4%
079		14747	0.5%
080		19608	0.6%
081		8596	0.3%
082		4775	0.1%
083		8816	0.3%
084		6986	0.2%
085		14519	0.4%
086		9580	0.3%
087		6842	0.2%
088		2460	0.1%
089		1575	0.0%
090		685	0.0%
091		1996	0.1%
092		2317	0.1%
093		1608	0.0%
094		2539	0.1%
095		1458	0.0%
096		2975	0.1%
097		2242	0.1%
098		1112	0.0%
099		846	0.0%
100		566	0.0%
101		1763	0.1%
102		393	0.0%
103		302	0.0%
104		324	0.0%
105		694	0.0%
106		370	0.0%
107		570	0.0%
108		335	0.0%
109		414	0.0%
110		61	0.0%
111		166	0.0%
112		8	0.0%
113		45	0.0%
114		13	0.0%
116		15	0.0%

## File : 14 Maharashtra

### # WARD: WARD CODE

Value	Label	Cases	Percentage
117		56	0.0%
119		10	0.0%
121		210	0.0%
123		14	0.0%
131		20	0.0%
151		46	0.0%
195		21	0.0%
213		54	0.0%
216		83	0.0%
219		38	0.0%
310		16	0.0%
314		294	0.0%
316		257	0.0%
324		26	0.0%
330		52	0.0%
415		226	0.0%
461		6	0.0%
614		27	0.0%
714		2	0.0%

Warning: these figures indicate the number of cases found in the data file. They cannot be interpreted as summary statistics of the population of interest.

### # IV\_UNIT: IV UNIT

<b>Information</b>	[Type= discrete] [Format=character] [Missing=*]
<b>Statistics [NW/ W]</b>	[Valid=3234022 /-] [Invalid=0 /-]

Value	Label	Cases	Percentage
000		1613352	49.9%
001		282339	8.7%
002		138404	4.3%
003		61853	1.9%
004		47376	1.5%
005		37424	1.2%
006		28492	0.9%
007		31628	1.0%
008		22841	0.7%
009		26175	0.8%
010		21741	0.7%
011		26068	0.8%
012		30010	0.9%
013		18924	0.6%
014		20293	0.6%
015		20008	0.6%
016		13001	0.4%
017		13915	0.4%
018		14154	0.4%

**File : 14 Maharashtra****# IV\_UNIT: IV UNIT**

<b>Value</b>	<b>Label</b>	<b>Cases</b>	<b>Percentage</b>
019		14680	0.5%
020		13140	0.4%
021		14246	0.4%
022		10765	0.3%
023		10082	0.3%
024		10576	0.3%
025		7758	0.2%
026		8498	0.3%
027		9756	0.3%
028		13063	0.4%
029		13403	0.4%
030		9380	0.3%
031		8391	0.3%
032		9858	0.3%
033		7289	0.2%
034		5535	0.2%
035		6812	0.2%
036		4835	0.1%
037		6822	0.2%
038		6193	0.2%
039		6774	0.2%
040		5626	0.2%
041		4231	0.1%
042		5013	0.2%
043		6792	0.2%
044		5982	0.2%
045		12321	0.4%
046		6051	0.2%
047		5550	0.2%
048		4004	0.1%
049		6566	0.2%
050		3695	0.1%
051		5462	0.2%
052		3869	0.1%
053		3433	0.1%
054		3500	0.1%
055		4061	0.1%
056		4602	0.1%
057		5901	0.2%
058		3922	0.1%
059		3161	0.1%
060		2767	0.1%
061		3875	0.1%

**File : 14 Maharashtra****# IV\_UNIT: IV UNIT**

<b>Value</b>	<b>Label</b>	<b>Cases</b>	<b>Percentage</b>
062		2842	0.1%
063		2692	0.1%
064		3243	0.1%
065		3184	0.1%
066		3856	0.1%
067		3728	0.1%
068		4746	0.1%
069		4244	0.1%
070		2612	0.1%
071		3491	0.1%
072		4882	0.2%
073		2434	0.1%
074		2468	0.1%
075		3636	0.1%
076		4112	0.1%
077		2558	0.1%
078		3987	0.1%
079		4000	0.1%
080		2508	0.1%
081		6113	0.2%
082		3102	0.1%
083		3149	0.1%
084		2369	0.1%
085		1388	0.0%
086		1237	0.0%
087		969	0.0%
088		1257	0.0%
089		1204	0.0%
090		1662	0.1%
091		1513	0.0%
092		1549	0.0%
093		894	0.0%
094		1414	0.0%
095		1314	0.0%
096		1134	0.0%
097		1413	0.0%
098		1239	0.0%
099		1244	0.0%
100		3095	0.1%
101		1663	0.1%
102		2345	0.1%
103		1450	0.0%
104		1328	0.0%



**File : 14 Maharashtra****# IV\_UNIT: IV UNIT**

<b>Value</b>	<b>Label</b>	<b>Cases</b>	<b>Percentage</b>
105		1572	0.0%
106		2501	0.1%
107		2014	0.1%
108		1364	0.0%
109		1802	0.1%
110		2653	0.1%
111		289	0.0%
112		499	0.0%
113		1780	0.1%
114		1160	0.0%
115		1152	0.0%
116		890	0.0%
117		1437	0.0%
118		2376	0.1%
119		1074	0.0%
120		1092	0.0%
121		863	0.0%
122		743	0.0%
123		1892	0.1%
124		685	0.0%
125		732	0.0%
126		330	0.0%
127		289	0.0%
128		1074	0.0%
129		409	0.0%
130		325	0.0%
131		442	0.0%
132		256	0.0%
133		315	0.0%
134		316	0.0%
135		206	0.0%
136		601	0.0%
137		637	0.0%
138		324	0.0%
139		204	0.0%
140		220	0.0%
141		578	0.0%
142		353	0.0%
143		438	0.0%
144		1076	0.0%
145		467	0.0%
146		267	0.0%
147		122	0.0%

**File : 14 Maharashtra****# IV\_UNIT: IV UNIT**

<b>Value</b>	<b>Label</b>	<b>Cases</b>	<b>Percentage</b>
148		661	0.0%
149		151	0.0%
150		604	0.0%
151		642	0.0%
152		868	0.0%
153		438	0.0%
154		176	0.0%
155		109	0.0%
156		502	0.0%
157		524	0.0%
158		648	0.0%
159		532	0.0%
160		467	0.0%
161		504	0.0%
162		217	0.0%
163		188	0.0%
164		245	0.0%
165		362	0.0%
166		102	0.0%
167		35	0.0%
168		618	0.0%
169		444	0.0%
170		354	0.0%
171		395	0.0%
172		623	0.0%
173		219	0.0%
174		332	0.0%
175		417	0.0%
176		277	0.0%
177		407	0.0%
178		930	0.0%
179		395	0.0%
180		335	0.0%
181		321	0.0%
182		386	0.0%
183		464	0.0%
184		780	0.0%
185		178	0.0%
186		897	0.0%
187		917	0.0%
188		1580	0.0%
189		728	0.0%
190		1366	0.0%

**File : 14 Maharashtra****# IV\_UNIT: IV UNIT**

<b>Value</b>	<b>Label</b>	<b>Cases</b>	<b>Percentage</b>
191		286	0.0%
192		831	0.0%
193		750	0.0%
194		567	0.0%
195		984	0.0%
196		780	0.0%
197		941	0.0%
198		941	0.0%
199		576	0.0%
200		414	0.0%
201		403	0.0%
202		1284	0.0%
203		567	0.0%
204		348	0.0%
205		481	0.0%
206		387	0.0%
207		832	0.0%
208		962	0.0%
209		1198	0.0%
210		2799	0.1%
211		465	0.0%
212		624	0.0%
213		593	0.0%
214		559	0.0%
215		719	0.0%
216		264	0.0%
217		366	0.0%
218		388	0.0%
219		623	0.0%
220		778	0.0%
221		451	0.0%
222		436	0.0%
223		370	0.0%
224		321	0.0%
225		481	0.0%
226		538	0.0%
227		683	0.0%
228		768	0.0%
229		478	0.0%
230		384	0.0%
231		1456	0.0%
232		929	0.0%
233		334	0.0%

**File : 14 Maharashtra****# IV\_UNIT: IV UNIT**

<b>Value</b>	<b>Label</b>	<b>Cases</b>	<b>Percentage</b>
234		609	0.0%
235		1061	0.0%
236		686	0.0%
237		477	0.0%
238		720	0.0%
239		588	0.0%
240		673	0.0%
241		562	0.0%
242		430	0.0%
243		587	0.0%
244		70	0.0%
245		549	0.0%
246		257	0.0%
247		737	0.0%
248		386	0.0%
249		372	0.0%
250		681	0.0%
251		801	0.0%
252		823	0.0%
253		229	0.0%
254		683	0.0%
255		416	0.0%
256		604	0.0%
257		882	0.0%
258		540	0.0%
259		383	0.0%
260		313	0.0%
261		349	0.0%
262		287	0.0%
263		111	0.0%
264		213	0.0%
265		187	0.0%
266		241	0.0%
267		235	0.0%
268		247	0.0%
269		358	0.0%
270		456	0.0%
271		170	0.0%
272		133	0.0%
273		452	0.0%
274		93	0.0%
275		214	0.0%
276		584	0.0%

**File : 14 Maharashtra****# IV\_UNIT: IV UNIT**

<b>Value</b>	<b>Label</b>	<b>Cases</b>	<b>Percentage</b>
277		442	0.0%
278		669	0.0%
279		199	0.0%
280		391	0.0%
281		211	0.0%
282		174	0.0%
283		379	0.0%
284		427	0.0%
285		399	0.0%
286		473	0.0%
287		629	0.0%
288		468	0.0%
289		565	0.0%
290		781	0.0%
291		584	0.0%
292		310	0.0%
293		196	0.0%
294		604	0.0%
295		146	0.0%
296		203	0.0%
297		157	0.0%
298		133	0.0%
299		343	0.0%
300		377	0.0%
301		207	0.0%
302		333	0.0%
303		618	0.0%
304		509	0.0%
305		684	0.0%
306		344	0.0%
307		295	0.0%
308		217	0.0%
309		365	0.0%
310		252	0.0%
311		322	0.0%
312		363	0.0%
313		433	0.0%
314		484	0.0%
315		251	0.0%
316		331	0.0%
317		690	0.0%
318		644	0.0%
319		752	0.0%

**File : 14 Maharashtra****# IV\_UNIT: IV UNIT**

<b>Value</b>	<b>Label</b>	<b>Cases</b>	<b>Percentage</b>
320		286	0.0%
321		882	0.0%
322		1020	0.0%
323		785	0.0%
324		286	0.0%
325		245	0.0%
326		537	0.0%
327		248	0.0%
328		382	0.0%
329		244	0.0%
330		290	0.0%
331		179	0.0%
332		425	0.0%
333		153	0.0%
334		169	0.0%
335		113	0.0%
336		265	0.0%
337		88	0.0%
338		410	0.0%
339		73	0.0%
340		228	0.0%
341		459	0.0%
342		536	0.0%
343		296	0.0%
344		627	0.0%
345		183	0.0%
346		141	0.0%
347		136	0.0%
348		134	0.0%
349		329	0.0%
350		10	0.0%
351		67	0.0%
352		435	0.0%
353		258	0.0%
354		386	0.0%
355		135	0.0%
356		47	0.0%
357		82	0.0%
358		8	0.0%
359		61	0.0%
360		122	0.0%
361		415	0.0%
362		31	0.0%

**File : 14 Maharashtra****# IV\_UNIT: IV UNIT**

<b>Value</b>	<b>Label</b>	<b>Cases</b>	<b>Percentage</b>
363		214	0.0%
364		69	0.0%
365		192	0.0%
366		1194	0.0%
367		402	0.0%
368		350	0.0%
369		503	0.0%
370		631	0.0%
371		610	0.0%
372		732	0.0%
373		819	0.0%
374		377	0.0%
375		493	0.0%
376		1023	0.0%
377		373	0.0%
378		202	0.0%
379		623	0.0%
380		478	0.0%
381		858	0.0%
382		497	0.0%
383		1123	0.0%
384		407	0.0%
385		925	0.0%
386		303	0.0%
387		459	0.0%
388		390	0.0%
389		930	0.0%
390		404	0.0%
391		578	0.0%
392		439	0.0%
393		335	0.0%
394		558	0.0%
395		924	0.0%
396		352	0.0%
397		1186	0.0%
398		704	0.0%
399		1165	0.0%
400		327	0.0%
401		888	0.0%
402		628	0.0%
403		874	0.0%
404		361	0.0%
405		640	0.0%

**File : 14 Maharashtra****# IV\_UNIT: IV UNIT**

<b>Value</b>	<b>Label</b>	<b>Cases</b>	<b>Percentage</b>
406		899	0.0%
407		746	0.0%
408		525	0.0%
409		342	0.0%
410		511	0.0%
411		295	0.0%
412		421	0.0%
413		347	0.0%
414		517	0.0%
415		442	0.0%
416		300	0.0%
417		581	0.0%
418		760	0.0%
419		311	0.0%
420		498	0.0%
421		326	0.0%
422		324	0.0%
423		1457	0.0%
424		198	0.0%
425		208	0.0%
426		203	0.0%
427		127	0.0%
428		583	0.0%
429		203	0.0%
430		107	0.0%
431		693	0.0%
432		272	0.0%
433		208	0.0%
434		402	0.0%
435		334	0.0%
436		289	0.0%
437		404	0.0%
438		371	0.0%
439		335	0.0%
440		482	0.0%
441		299	0.0%
442		608	0.0%
443		823	0.0%
444		1000	0.0%
445		250	0.0%
446		182	0.0%
447		161	0.0%
448		189	0.0%



**File : 14 Maharashtra****# IV\_UNIT: IV UNIT**

<b>Value</b>	<b>Label</b>	<b>Cases</b>	<b>Percentage</b>
449		720	0.0%
450		453	0.0%
451		466	0.0%
452		132	0.0%
453		275	0.0%
454		331	0.0%
455		1360	0.0%
456		387	0.0%
457		488	0.0%
458		344	0.0%
459		184	0.0%
460		828	0.0%
461		370	0.0%
462		914	0.0%
463		166	0.0%
464		705	0.0%
465		562	0.0%
466		326	0.0%
467		880	0.0%
468		720	0.0%
469		293	0.0%
470		701	0.0%
471		353	0.0%
472		263	0.0%
473		217	0.0%
474		660	0.0%
475		400	0.0%
476		308	0.0%
477		1323	0.0%
478		1113	0.0%
479		482	0.0%
480		393	0.0%
481		441	0.0%
482		444	0.0%
483		558	0.0%
484		314	0.0%
485		368	0.0%
486		1285	0.0%
487		629	0.0%
488		351	0.0%
489		996	0.0%
490		1375	0.0%
491		1151	0.0%

**File : 14 Maharashtra****# IV\_UNIT: IV UNIT**

<b>Value</b>	<b>Label</b>	<b>Cases</b>	<b>Percentage</b>
492		1120	0.0%
493		645	0.0%
494		627	0.0%
495		299	0.0%
496		335	0.0%
497		78	0.0%
498		610	0.0%
499		581	0.0%
500		1041	0.0%
501		1598	0.0%
502		340	0.0%
503		261	0.0%
504		526	0.0%
505		255	0.0%
506		345	0.0%
507		504	0.0%
508		99	0.0%
509		133	0.0%
510		577	0.0%
511		320	0.0%
512		300	0.0%
513		41	0.0%
514		134	0.0%
515		597	0.0%
516		363	0.0%
517		204	0.0%
518		482	0.0%
519		134	0.0%
520		510	0.0%
521		449	0.0%
522		250	0.0%
523		113	0.0%
524		232	0.0%
525		345	0.0%
526		187	0.0%
527		453	0.0%
528		1110	0.0%
529		752	0.0%
530		665	0.0%
531		225	0.0%
532		496	0.0%
533		235	0.0%
534		793	0.0%

**File : 14 Maharashtra****# IV\_UNIT: IV UNIT**

<b>Value</b>	<b>Label</b>	<b>Cases</b>	<b>Percentage</b>
535		1065	0.0%
536		386	0.0%
537		342	0.0%
538		481	0.0%
539		440	0.0%
540		415	0.0%
541		618	0.0%
542		977	0.0%
543		205	0.0%
544		362	0.0%
545		445	0.0%
546		163	0.0%
547		752	0.0%
548		334	0.0%
549		779	0.0%
550		593	0.0%
551		668	0.0%
552		842	0.0%
553		246	0.0%
554		222	0.0%
555		78	0.0%
556		899	0.0%
557		1039	0.0%
558		700	0.0%
559		711	0.0%
560		388	0.0%
561		371	0.0%
562		483	0.0%
563		425	0.0%
564		687	0.0%
565		191	0.0%
566		887	0.0%
567		319	0.0%
568		1417	0.0%
569		534	0.0%
570		674	0.0%
571		917	0.0%
572		230	0.0%
573		880	0.0%
574		782	0.0%
575		227	0.0%
576		149	0.0%
577		147	0.0%

**File : 14 Maharashtra****# IV\_UNIT: IV UNIT**

<b>Value</b>	<b>Label</b>	<b>Cases</b>	<b>Percentage</b>
578		77	0.0%
579		392	0.0%
580		168	0.0%
581		81	0.0%
582		330	0.0%
583		819	0.0%
584		370	0.0%
585		600	0.0%
586		1233	0.0%
587		327	0.0%
588		230	0.0%
589		251	0.0%
590		463	0.0%
591		201	0.0%
592		399	0.0%
593		249	0.0%
594		194	0.0%
595		147	0.0%
596		624	0.0%
597		517	0.0%
598		56	0.0%
599		363	0.0%
600		537	0.0%
601		366	0.0%
602		810	0.0%
603		519	0.0%
604		242	0.0%
605		501	0.0%
606		447	0.0%
607		249	0.0%
608		1283	0.0%
609		1225	0.0%
610		1944	0.1%
611		371	0.0%
612		340	0.0%
613		488	0.0%
614		1122	0.0%
615		756	0.0%
616		365	0.0%
617		132	0.0%
618		57	0.0%
619		352	0.0%
620		819	0.0%

**File : 14 Maharashtra****# IV\_UNIT: IV UNIT**

<b>Value</b>	<b>Label</b>	<b>Cases</b>	<b>Percentage</b>
621		653	0.0%
622		506	0.0%
623		719	0.0%
624		1097	0.0%
625		338	0.0%
626		229	0.0%
627		147	0.0%
628		411	0.0%
629		590	0.0%
630		410	0.0%
631		157	0.0%
632		732	0.0%
633		629	0.0%
634		674	0.0%
635		187	0.0%
636		645	0.0%
637		576	0.0%
638		619	0.0%
639		782	0.0%
640		403	0.0%
641		491	0.0%
642		159	0.0%
643		926	0.0%
644		296	0.0%
645		592	0.0%
646		1387	0.0%
647		911	0.0%
648		988	0.0%
649		992	0.0%
650		1135	0.0%
651		953	0.0%
652		968	0.0%
653		355	0.0%
654		156	0.0%
655		994	0.0%
656		741	0.0%
657		250	0.0%
658		235	0.0%
659		403	0.0%
660		518	0.0%
661		758	0.0%
662		360	0.0%
663		271	0.0%

**File : 14 Maharashtra****# IV\_UNIT: IV UNIT**

<b>Value</b>	<b>Label</b>	<b>Cases</b>	<b>Percentage</b>
664		534	0.0%
665		325	0.0%
666		427	0.0%
667		729	0.0%
668		786	0.0%
669		127	0.0%
670		121	0.0%
671		214	0.0%
672		829	0.0%
673		656	0.0%
674		785	0.0%
675		713	0.0%
676		594	0.0%
677		115	0.0%
678		270	0.0%
679		873	0.0%
680		603	0.0%
681		676	0.0%
682		317	0.0%
683		491	0.0%
684		385	0.0%
685		742	0.0%
686		347	0.0%
687		669	0.0%
688		276	0.0%
689		965	0.0%
690		122	0.0%
691		329	0.0%
692		1123	0.0%
693		840	0.0%
694		423	0.0%
695		164	0.0%
696		372	0.0%
697		386	0.0%
698		730	0.0%
699		606	0.0%
700		413	0.0%
701		839	0.0%
702		245	0.0%
703		550	0.0%
704		597	0.0%
705		1070	0.0%
706		191	0.0%

**File : 14 Maharashtra****# IV\_UNIT: IV UNIT**

<b>Value</b>	<b>Label</b>	<b>Cases</b>	<b>Percentage</b>
707		262	0.0%
708		775	0.0%
709		332	0.0%
710		486	0.0%
711		536	0.0%
712		510	0.0%
713		402	0.0%
714		643	0.0%
715		453	0.0%
716		399	0.0%
717		489	0.0%
718		189	0.0%
719		711	0.0%
720		642	0.0%
721		704	0.0%
722		547	0.0%
723		270	0.0%
724		540	0.0%
725		478	0.0%
726		221	0.0%
727		619	0.0%
728		649	0.0%
729		82	0.0%
730		1236	0.0%
731		2275	0.1%
732		327	0.0%
733		375	0.0%
734		317	0.0%
735		536	0.0%
736		861	0.0%
737		801	0.0%
738		657	0.0%
739		149	0.0%
740		108	0.0%
741		65	0.0%
742		235	0.0%
743		170	0.0%
744		168	0.0%
745		267	0.0%
746		615	0.0%
747		326	0.0%
748		379	0.0%
749		167	0.0%

## File : 14 Maharashtra

### # IV\_UNIT: IV UNIT

Value	Label	Cases	Percentage
750		351	0.0%
751		290	0.0%
752		222	0.0%
753		37	0.0%
754		137	0.0%
755		851	0.0%
756		119	0.0%
757		212	0.0%
758		868	0.0%
759		688	0.0%
760		850	0.0%
761		229	0.0%
762		470	0.0%
763		250	0.0%
764		319	0.0%
765		203	0.0%
766		481	0.0%
767		390	0.0%
768		593	0.0%
769		210	0.0%
770		220	0.0%
771		647	0.0%
772		396	0.0%
773		133	0.0%
774		8	0.0%

Warning: these figures indicate the number of cases found in the data file. They cannot be interpreted as summary statistics of the population of interest.

### # UFS\_BLOCK: UFS BLOCK

<b>Information</b>	[Type= discrete] [Format=character] [Missing=*]
<b>Statistics [NW/ W]</b>	[Valid=3234022 /-] [Invalid=0 /-]

Value	Label	Cases	Percentage
00		1613351	49.9%
01		94319	2.9%
02		79287	2.5%
03		79678	2.5%
04		79138	2.4%
05		79793	2.5%
06		84183	2.6%
07		83824	2.6%
08		78153	2.4%
09		76557	2.4%
10		71562	2.2%
11		68970	2.1%
12		67918	2.1%



## File : 14 Maharashtra

### # UFS\_BLOCK: UFS BLOCK

Value	Label	Cases	Percentage
13		66417	2.1%
14		58655	1.8%
15		57928	1.8%
16		54061	1.7%
17		48937	1.5%
18		47436	1.5%
19		41741	1.3%
20		38529	1.2%
21		35590	1.1%
22		33045	1.0%
23		28320	0.9%
24		25440	0.8%
25		25147	0.8%
26		21862	0.7%
27		17548	0.5%
28		14431	0.4%
29		12964	0.4%
30		9893	0.3%
31		8006	0.2%
32		6003	0.2%
33		5385	0.2%
34		4797	0.1%
35		3520	0.1%
36		2071	0.1%
37		1809	0.1%
38		1467	0.0%
39		1480	0.0%
40		841	0.0%
41		819	0.0%
42		536	0.0%
43		399	0.0%
44		308	0.0%
45		195	0.0%
46		231	0.0%
47		305	0.0%
48		137	0.0%
49		71	0.0%
50		157	0.0%
51		78	0.0%
52		73	0.0%
53		61	0.0%
54		54	0.0%
55		22	0.0%

## File : 14 Maharashtra

### # UFS\_BLOCK: UFS BLOCK

Value	Label	Cases	Percentage
56		26	0.0%
57		19	0.0%
58		90	0.0%
59		37	0.0%
60		64	0.0%
61		5	0.0%
64		10	0.0%
65		16	0.0%
66		8	0.0%
67		30	0.0%
68		14	0.0%
69		23	0.0%
70		13	0.0%
71		19	0.0%
72		11	0.0%
73		1	0.0%
75		1	0.0%
76		11	0.0%
78		10	0.0%
79		20	0.0%
80		3	0.0%
81		18	0.0%
82		22	0.0%
83		17	0.0%
84		19	0.0%
85		13	0.0%

Warning: these figures indicate the number of cases found in the data file. They cannot be interpreted as summary statistics of the population of interest.

### # P\_NO: PAGE NO

<b>Information</b>	[Type= discrete] [Format=character] [Missing=*]
--------------------	---

<b>Statistics [NW/ W]</b>	[Valid=3234022 /-] [Invalid=0 /-]
---------------------------	-----------------------------------

Value	Label	Cases	Percentage
001		483518	15.0%
002		401079	12.4%
003		319564	9.9%
004		259024	8.0%
005		204698	6.3%
006		168964	5.2%
007		137464	4.3%
008		116308	3.6%
009		97055	3.0%
010		84033	2.6%
011		71831	2.2%
012		63136	2.0%

## File : 14 Maharashtra

# P\_NO: PAGE NO

Value	Label	Cases	Percentage
013		54263	1.7%
014		49255	1.5%
015		43287	1.3%
016		39092	1.2%
017		35304	1.1%
018		32263	1.0%
019		28991	0.9%
020		27041	0.8%
021		24682	0.8%
022		23171	0.7%
023		20990	0.6%
024		20064	0.6%
025		18509	0.6%
026		17054	0.5%
027		15958	0.5%
028		14998	0.5%
029		13982	0.4%
030		13407	0.4%
031		12511	0.4%
032		11958	0.4%
033		11265	0.3%
034		10761	0.3%
035		10144	0.3%
036		9627	0.3%
037		9234	0.3%
038		8804	0.3%
039		8254	0.3%
040		8017	0.2%
041		7537	0.2%
042		7183	0.2%
043		6759	0.2%
044		6528	0.2%
045		6175	0.2%
046		5942	0.2%
047		5736	0.2%
048		5499	0.2%
049		5336	0.2%
050		5095	0.2%
051		4927	0.2%
052		4789	0.1%
053		4625	0.1%
054		4459	0.1%
055		4232	0.1%

**File : 14 Maharashtra**

# P\_NO: PAGE NO

Value	Label	Cases	Percentage
056		4107	0.1%
057		3919	0.1%
058		3743	0.1%
059		3590	0.1%
060		3488	0.1%
061		3412	0.1%
062		3260	0.1%
063		3156	0.1%
064		3066	0.1%
065		2999	0.1%
066		2909	0.1%
067		2915	0.1%
068		2772	0.1%
069		2690	0.1%
070		2633	0.1%
071		2535	0.1%
072		2449	0.1%
073		2362	0.1%
074		2258	0.1%
075		2200	0.1%
076		2140	0.1%
077		2064	0.1%
078		2013	0.1%
079		1964	0.1%
080		1908	0.1%
081		1825	0.1%
082		1757	0.1%
083		1695	0.1%
084		1685	0.1%
085		1651	0.1%
086		1604	0.0%
087		1532	0.0%
088		1495	0.0%
089		1481	0.0%
090		1418	0.0%
091		1387	0.0%
092		1375	0.0%
093		1310	0.0%
094		1299	0.0%
095		1236	0.0%
096		1142	0.0%
097		1128	0.0%
098		1105	0.0%

**File : 14 Maharashtra**

# P\_NO: PAGE NO

Value	Label	Cases	Percentage
099		1076	0.0%
100		1030	0.0%
101		997	0.0%
102		1001	0.0%
103		972	0.0%
104		944	0.0%
105		926	0.0%
106		913	0.0%
107		901	0.0%
108		888	0.0%
109		804	0.0%
110		794	0.0%
111		767	0.0%
112		771	0.0%
113		742	0.0%
114		710	0.0%
115		662	0.0%
116		652	0.0%
117		642	0.0%
118		628	0.0%
119		638	0.0%
120		638	0.0%
121		612	0.0%
122		614	0.0%
123		561	0.0%
124		586	0.0%
125		586	0.0%
126		588	0.0%
127		561	0.0%
128		541	0.0%
129		523	0.0%
130		538	0.0%
131		505	0.0%
132		486	0.0%
133		478	0.0%
134		470	0.0%
135		468	0.0%
136		449	0.0%
137		461	0.0%
138		454	0.0%
139		445	0.0%
140		422	0.0%
141		420	0.0%

**File : 14 Maharashtra**

# P\_NO: PAGE NO

Value	Label	Cases	Percentage
142		411	0.0%
143		392	0.0%
144		394	0.0%
145		390	0.0%
146		390	0.0%
147		367	0.0%
148		368	0.0%
149		374	0.0%
150		374	0.0%
151		351	0.0%
152		334	0.0%
153		324	0.0%
154		321	0.0%
155		311	0.0%
156		304	0.0%
157		296	0.0%
158		294	0.0%
159		293	0.0%
160		281	0.0%
161		287	0.0%
162		261	0.0%
163		264	0.0%
164		263	0.0%
165		258	0.0%
166		238	0.0%
167		233	0.0%
168		235	0.0%
169		235	0.0%
170		235	0.0%
171		230	0.0%
172		217	0.0%
173		221	0.0%
174		226	0.0%
175		209	0.0%
176		220	0.0%
177		195	0.0%
178		179	0.0%
179		190	0.0%
180		186	0.0%
181		194	0.0%
182		190	0.0%
183		164	0.0%
184		172	0.0%

**File : 14 Maharashtra**

# P\_NO: PAGE NO

Value	Label	Cases	Percentage
185		177	0.0%
186		159	0.0%
187		163	0.0%
188		152	0.0%
189		171	0.0%
190		162	0.0%
191		162	0.0%
192		164	0.0%
193		157	0.0%
194		160	0.0%
195		150	0.0%
196		142	0.0%
197		143	0.0%
198		148	0.0%
199		164	0.0%
200		146	0.0%
201		130	0.0%
202		144	0.0%
203		137	0.0%
204		140	0.0%
205		128	0.0%
206		117	0.0%
207		117	0.0%
208		133	0.0%
209		127	0.0%
210		122	0.0%
211		120	0.0%
212		120	0.0%
213		111	0.0%
214		110	0.0%
215		112	0.0%
216		111	0.0%
217		114	0.0%
218		108	0.0%
219		105	0.0%
220		113	0.0%
221		109	0.0%
222		111	0.0%
223		109	0.0%
224		101	0.0%
225		94	0.0%
226		99	0.0%
227		94	0.0%

**File : 14 Maharashtra**

# P\_NO: PAGE NO

Value	Label	Cases	Percentage
228		100	0.0%
229		93	0.0%
230		94	0.0%
231		96	0.0%
232		99	0.0%
233		95	0.0%
234		98	0.0%
235		89	0.0%
236		85	0.0%
237		80	0.0%
238		82	0.0%
239		80	0.0%
240		76	0.0%
241		77	0.0%
242		67	0.0%
243		70	0.0%
244		67	0.0%
245		72	0.0%
246		74	0.0%
247		78	0.0%
248		68	0.0%
249		69	0.0%
250		63	0.0%
251		54	0.0%
252		68	0.0%
253		59	0.0%
254		64	0.0%
255		71	0.0%
256		71	0.0%
257		57	0.0%
258		61	0.0%
259		53	0.0%
260		57	0.0%
261		57	0.0%
262		70	0.0%
263		69	0.0%
264		67	0.0%
265		71	0.0%
266		66	0.0%
267		63	0.0%
268		52	0.0%
269		48	0.0%
270		52	0.0%



**File : 14 Maharashtra**

# P\_NO: PAGE NO

Value	Label	Cases	Percentage
271		54	0.0%
272		51	0.0%
273		51	0.0%
274		52	0.0%
275		51	0.0%
276		50	0.0%
277		51	0.0%
278		49	0.0%
279		54	0.0%
280		50	0.0%
281		52	0.0%
282		51	0.0%
283		50	0.0%
284		50	0.0%
285		53	0.0%
286		52	0.0%
287		45	0.0%
288		37	0.0%
289		30	0.0%
290		32	0.0%
291		30	0.0%
292		36	0.0%
293		36	0.0%
294		24	0.0%
295		35	0.0%
296		36	0.0%
297		31	0.0%
298		34	0.0%
299		36	0.0%
300		43	0.0%
301		35	0.0%
302		40	0.0%
303		36	0.0%
304		42	0.0%
305		35	0.0%
306		38	0.0%
307		38	0.0%
308		33	0.0%
309		30	0.0%
310		37	0.0%
311		32	0.0%
312		28	0.0%
313		27	0.0%

**File : 14 Maharashtra**

# P\_NO: PAGE NO

Value	Label	Cases	Percentage
314		26	0.0%
315		26	0.0%
316		25	0.0%
317		26	0.0%
318		25	0.0%
319		26	0.0%
320		25	0.0%
321		25	0.0%
322		27	0.0%
323		24	0.0%
324		21	0.0%
325		18	0.0%
326		20	0.0%
327		19	0.0%
328		19	0.0%
329		19	0.0%
330		13	0.0%
331		16	0.0%
332		11	0.0%
333		15	0.0%
334		14	0.0%
335		13	0.0%
336		13	0.0%
337		13	0.0%
338		14	0.0%
339		13	0.0%
340		26	0.0%
341		27	0.0%
342		27	0.0%
343		25	0.0%
344		25	0.0%
345		25	0.0%
346		25	0.0%
347		26	0.0%
348		26	0.0%
349		26	0.0%
350		19	0.0%
351		17	0.0%
352		19	0.0%
353		18	0.0%
354		12	0.0%
355		12	0.0%
356		11	0.0%

**File : 14 Maharashtra**

# P\_NO: PAGE NO

Value	Label	Cases	Percentage
357		12	0.0%
358		12	0.0%
359		13	0.0%
360		12	0.0%
361		12	0.0%
362		12	0.0%
363		13	0.0%
364		12	0.0%
365		9	0.0%
366		9	0.0%
367		12	0.0%
368		12	0.0%
369		12	0.0%
370		10	0.0%
371		12	0.0%
372		12	0.0%
373		12	0.0%
374		10	0.0%
375		13	0.0%
376		12	0.0%
377		12	0.0%
378		12	0.0%
379		12	0.0%
380		6	0.0%
381		6	0.0%
382		6	0.0%
383		6	0.0%
384		6	0.0%
385		6	0.0%
386		6	0.0%
387		6	0.0%
388		6	0.0%
389		6	0.0%
390		18	0.0%
391		18	0.0%
392		23	0.0%
393		19	0.0%
394		13	0.0%
395		18	0.0%
396		18	0.0%
397		18	0.0%
398		18	0.0%
399		12	0.0%

**File : 14 Maharashtra**

# P\_NO: PAGE NO

Value	Label	Cases	Percentage
400		6	0.0%
401		6	0.0%
402		7	0.0%
403		5	0.0%
404		6	0.0%
405		6	0.0%
406		6	0.0%
407		6	0.0%
408		7	0.0%
409		6	0.0%
410		7	0.0%
411		6	0.0%
412		7	0.0%
413		7	0.0%
414		7	0.0%
415		8	0.0%
416		8	0.0%
417		9	0.0%
418		6	0.0%
419		6	0.0%
420		6	0.0%
421		6	0.0%
422		6	0.0%
423		6	0.0%
425		6	0.0%
426		6	0.0%
427		4	0.0%
428		6	0.0%
429		6	0.0%
430		6	0.0%
431		6	0.0%
432		6	0.0%
433		6	0.0%
434		7	0.0%
435		6	0.0%
436		6	0.0%
437		7	0.0%
438		7	0.0%
439		7	0.0%
440		6	0.0%
441		8	0.0%
442		6	0.0%
443		6	0.0%

**File : 14 Maharashtra**

# P\_NO: PAGE NO

Value	Label	Cases	Percentage
444		6	0.0%
445		3	0.0%
446		1	0.0%
449		1	0.0%
461		1	0.0%
464		1	0.0%
465		1	0.0%
473		1	0.0%
478		1	0.0%
481		1	0.0%
483		1	0.0%
495		1	0.0%
499		1	0.0%
506		1	0.0%
510		1	0.0%
520		1	0.0%
528		1	0.0%
531		1	0.0%
532		3	0.0%
535		1	0.0%
563		1	0.0%
577		1	0.0%
593		1	0.0%
604		1	0.0%
615		1	0.0%
618		1	0.0%
621		1	0.0%
627		1	0.0%
634		1	0.0%
641		1	0.0%
650		1	0.0%
653		1	0.0%
676		1	0.0%
698		1	0.0%
713		1	0.0%
740		1	0.0%
749		2	0.0%
752		1	0.0%
754		2	0.0%
760		1	0.0%
784		1	0.0%
799		1	0.0%
815		1	0.0%

## File : 14 Maharashtra

### # P\_NO: PAGE NO

Value	Label	Cases	Percentage
851		1	0.0%
854		1	0.0%
863		1	0.0%
911		1	0.0%
914		2	0.0%
916		1	0.0%
957		1	0.0%
987		1	0.0%

Warning: these figures indicate the number of cases found in the data file. They cannot be interpreted as summary statistics of the population of interest.

### # LINE\_NO: LINE NUMBER

Information	[Type= discrete] [Format=character] [Missing=*]
Statistics [NW/ W]	[Valid=3234022 /-] [Invalid=0 /-]

### # PREM\_S: PREMISES STATUS

Information	[Type= discrete] [Format=character] [Missing=*]
Statistics [NW/ W]	[Valid=3234022 /-] [Invalid=0 /-]

Value	Label	Cases	Percentage
1	Without premises	443906	13.7%
2	With Premises	2790116	86.3%

Warning: these figures indicate the number of cases found in the data file. They cannot be interpreted as summary statistics of the population of interest.

### # SRL\_NO: RUNNING SERIAL NUMBER

Information	[Type= discrete] [Format=character] [Missing=*]
Statistics [NW/ W]	[Valid=3234022 /-] [Invalid=0 /-]

### # NIC: NIC

Information	[Type= discrete] [Format=character] [Missing=*]
Statistics [NW/ W]	[Valid=3234022 /-] [Invalid=0 /-]

Frequency table not shown (1338 Modalities)

### # AGRI\_NON\_AGRI: AGRILAND NON-AGRI.

Information	[Type= discrete] [Format=character] [Missing=*]
Statistics [NW/ W]	[Valid=3234022 /-] [Invalid=0 /-]

Value	Label	Cases	Percentage
1	Agriculture	517532	16.0%
2	Non-Agriculture	2716490	84.0%

Warning: these figures indicate the number of cases found in the data file. They cannot be interpreted as summary statistics of the population of interest.

### # NOP: NATURE OF OPERATION

Information	[Type= discrete] [Format=character] [Missing=*]
Statistics [NW/ W]	[Valid=3234022 /-] [Invalid=0 /-]

Value	Label	Cases	Percentage
1	Perennial	3073648	95.0%
2	Non-Perennial	160374	5.0%

Warning: these figures indicate the number of cases found in the data file. They cannot be interpreted as summary statistics of the population of interest.

## File : 14 Maharashtra

### # OWN\_SHIP: OWNERSHIP CODE

Information [Type= discrete] [Format=character] [Missing=\*]

Statistics [NW/ W] [Valid=3234022 /-] [Invalid=0 /-]

Value	Label	Cases	Percentage
1	Private Non-Profit Institutions	36986	1.1%
2	Private Others	3003050	92.9%
3	Co-operatives	32671	1.0%
4	Governments	161315	5.0%

Warning: these figures indicate the number of cases found in the data file. They cannot be interpreted as summary statistics of the population of interest.

### # SG: SOCIAL GROUP CODE

Information [Type= discrete] [Format=character] [Missing=\*]

Statistics [NW/ W] [Valid=3234022 /-] [Invalid=0 /-]

Value	Label	Cases	Percentage
1	ST Female	6846	0.2%
2	ST Male	133126	4.1%
3	SC Female	16324	0.5%
4	SC Male	208033	6.4%
5	OBC Female	37257	1.2%
6	OBC Male	624728	19.3%
7	Others Female	67049	2.1%
8	Others Male	1909687	59.0%
9	Other than private enterprises	230972	7.1%

Warning: these figures indicate the number of cases found in the data file. They cannot be interpreted as summary statistics of the population of interest.

### # P\_F\_USED: POWER/FUEL USED

Information [Type= discrete] [Format=character] [Missing=\*]

Statistics [NW/ W] [Valid=3234022 /-] [Invalid=0 /-]

Value	Label	Cases	Percentage
0	Without power	2631824	81.4%
1	Electricity	325680	10.1%
2	Coal/soft coke	42486	1.3%
3	Patrol/Diesel	107075	3.3%
4	LPG/Natural Gas	18767	0.6%
5	Fire wood	15892	0.5%
6	Kerosene	71501	2.2%
7	Animal power	6126	0.2%
8	"Non-conventional energy (bio-gas, solar & wind energy)	3831	0.1%
9	Others	10840	0.3%

Warning: these figures indicate the number of cases found in the data file. They cannot be interpreted as summary statistics of the population of interest.

### # Y\_OPRA: YEAR OF OPERATION

Information [Type= discrete] [Format=character] [Missing=\*]

Statistics [NW/ W] [Valid=3234022 /-] [Invalid=0 /-]

Value	Label	Cases	Percentage
0	Less than 1 year	62126	1.9%

## File : 14 Maharashtra

### # Y\_OPRA: YEAR OF OPERATION

Value	Label	Cases	Percentage
1	Completed 1 year	140132	4.3%
2	Completed 2 years	245128	7.6%
3	Completed 3 years	229272	7.1%
4	Completed 4 years	240680	7.4%
5	Completed 5 years	358848	11.1%
6	Completed 6 years	183467	5.7%
7	Completed 7 years	159743	4.9%
8	Completed 8 years	147167	4.6%
9	Completed 9 years or more	1467459	45.4%

Warning: these figures indicate the number of cases found in the data file. They cannot be interpreted as summary statistics of the population of interest.

### # REGISN: REGISTRATION CODE

Information	[Type= discrete] [Format=character] [Missing=*]
-------------	---

Statistics [NW/ W]	[Valid=3234022 /-] [Invalid=0 /-]
--------------------	-----------------------------------

Value	Label	Cases	Percentage
00		3151692	97.5%
11		32168	1.0%
12		1992	0.1%
13		20	0.0%
14		67	0.0%
15		57	0.0%
16		101	0.0%
17		7	0.0%
18		4	0.0%
19		3	0.0%
22		27493	0.9%
23		54	0.0%
24		17	0.0%
25		50	0.0%
26		14	0.0%
27		7	0.0%
28		52	0.0%
29		3	0.0%
33		2216	0.1%
34		17	0.0%
35		7	0.0%
38		1	0.0%
44		9816	0.3%
45		5	0.0%
46		2	0.0%
47		1	0.0%
49		2	0.0%
55		2910	0.1%
56		4	0.0%



## File : 14 Maharashtra

### # REGISN: REGISTRATION CODE

Value	Label	Cases	Percentage
59		1	0.0%
66		1354	0.0%
68		1	0.0%
77		704	0.0%
79		1	0.0%
88		731	0.0%
99		2448	0.1%

Warning: these figures indicate the number of cases found in the data file. They cannot be interpreted as summary statistics of the population of interest.

### # SOF: SOURCE OF FINANCE

<b>Information</b>	[Type= discrete] [Format=character] [Missing=*]
<b>Statistics [NW/ W]</b>	[Valid=3234022 /-] [Invalid=0 /-]

Value	Label	Cases	Percentage
1	Assistance under IRDP	37320	1.2%
2	Assistance under other poverty alleviation programs(TRYSEM/ DWCARA/toll kits)	14719	0.5%
3	Borrowing from institutions	156451	4.8%
4	Borrowing from non-institutions	54590	1.7%
5	Self financing	2525640	78.1%
6	Others	445302	13.8%

Warning: these figures indicate the number of cases found in the data file. They cannot be interpreted as summary statistics of the population of interest.

### # T\_ADULT\_M: TOTAL ADULT MALE

<b>Information</b>	[Type= discrete] [Format=character] [Missing=*]
<b>Statistics [NW/ W]</b>	[Valid=3234022 /-] [Invalid=0 /-]

Value	Label	Cases	Percentage
00000		117661	3.6%
00001		1928929	59.6%
00002		631409	19.5%
00003		209757	6.5%
00004		111103	3.4%
00005		61722	1.9%
00006		36897	1.1%
00007		21922	0.7%
00008		18035	0.6%
00009		10630	0.3%
00010		15304	0.5%
00011		6929	0.2%
00012		7731	0.2%
00013		4163	0.1%
00014		3332	0.1%
00015		6080	0.2%
00016		3368	0.1%
00017		2038	0.1%

**File : 14 Maharashtra****# T\_ADULT\_M: TOTAL ADULT MALE**

<b>Value</b>	<b>Label</b>	<b>Cases</b>	<b>Percentage</b>
00018		2143	0.1%
00019		1307	0.0%
00020		3534	0.1%
00021		1851	0.1%
00022		1463	0.0%
00023		987	0.0%
00024		1022	0.0%
00025		2307	0.1%
00026		1366	0.0%
00027		1027	0.0%
00028		1047	0.0%
00029		738	0.0%
00030		1540	0.0%
00031		688	0.0%
00032		584	0.0%
00033		340	0.0%
00034		318	0.0%
00035		705	0.0%
00036		370	0.0%
00037		252	0.0%
00038		305	0.0%
00039		209	0.0%
00040		907	0.0%
00041		373	0.0%
00042		306	0.0%
00043		197	0.0%
00044		174	0.0%
00045		368	0.0%
00046		200	0.0%
00047		166	0.0%
00048		233	0.0%
00049		147	0.0%
00050		609	0.0%
00051		304	0.0%
00052		174	0.0%
00053		120	0.0%
00054		113	0.0%
00055		207	0.0%
00056		143	0.0%
00057		94	0.0%
00058		95	0.0%
00059		76	0.0%
00060		352	0.0%

## File : 14 Maharashtra

### # T\_ADULT\_M: TOTAL ADULT MALE

Value	Label	Cases	Percentage
00061		179	0.0%
00062		97	0.0%
00063		85	0.0%
00064		76	0.0%
00065		161	0.0%
00066		89	0.0%
00067		74	0.0%
00068		68	0.0%
00069		54	0.0%
00070		221	0.0%
00071		114	0.0%
00072		85	0.0%
00073		45	0.0%
00074		49	0.0%
00075		184	0.0%
00076		65	0.0%
00077		55	0.0%
00078		54	0.0%
00079		55	0.0%
00080		201	0.0%
00081		72	0.0%
00082		49	0.0%
00083		41	0.0%
00084		43	0.0%
00085		80	0.0%
00086		48	0.0%
00087		45	0.0%
00088		35	0.0%
00089		30	0.0%
00090		133	0.0%
00091		52	0.0%
00092		36	0.0%
00093		31	0.0%
00094		33	0.0%
00095		48	0.0%
00096		38	0.0%
00097		30	0.0%
00098		49	0.0%
00099		32	0.0%
00100		276	0.0%
00101		70	0.0%
00102		64	0.0%
00103		32	0.0%

**File : 14 Maharashtra****# T\_ADULT\_M: TOTAL ADULT MALE**

<b>Value</b>	<b>Label</b>	<b>Cases</b>	<b>Percentage</b>
00104		29	0.0%
00105		44	0.0%
00106		31	0.0%
00107		23	0.0%
00108		26	0.0%
00109		27	0.0%
00110		66	0.0%
00111		28	0.0%
00112		32	0.0%
00113		15	0.0%
00114		19	0.0%
00115		38	0.0%
00116		27	0.0%
00117		27	0.0%
00118		22	0.0%
00119		27	0.0%
00120		86	0.0%
00121		30	0.0%
00122		24	0.0%
00123		14	0.0%
00124		20	0.0%
00125		62	0.0%
00126		30	0.0%
00127		16	0.0%
00128		13	0.0%
00129		20	0.0%
00130		67	0.0%
00131		29	0.0%
00132		27	0.0%
00133		20	0.0%
00134		15	0.0%
00135		37	0.0%
00136		16	0.0%
00137		3	0.0%
00138		16	0.0%
00139		11	0.0%
00140		53	0.0%
00141		15	0.0%
00142		14	0.0%
00143		12	0.0%
00144		17	0.0%
00145		21	0.0%
00146		14	0.0%

**File : 14 Maharashtra****# T\_ADULT\_M: TOTAL ADULT MALE**

<b>Value</b>	<b>Label</b>	<b>Cases</b>	<b>Percentage</b>
00147		12	0.0%
00148		18	0.0%
00149		19	0.0%
00150		147	0.0%
00151		58	0.0%
00152		21	0.0%
00153		17	0.0%
00154		16	0.0%
00155		23	0.0%
00156		13	0.0%
00157		14	0.0%
00158		11	0.0%
00159		10	0.0%
00160		31	0.0%
00161		9	0.0%
00162		10	0.0%
00163		12	0.0%
00164		7	0.0%
00165		26	0.0%
00166		7	0.0%
00167		11	0.0%
00168		4	0.0%
00169		7	0.0%
00170		21	0.0%
00171		10	0.0%
00172		16	0.0%
00173		5	0.0%
00174		13	0.0%
00175		34	0.0%
00176		13	0.0%
00177		12	0.0%
00178		15	0.0%
00179		10	0.0%
00180		31	0.0%
00181		7	0.0%
00182		8	0.0%
00183		8	0.0%
00184		9	0.0%
00185		12	0.0%
00186		9	0.0%
00187		6	0.0%
00188		5	0.0%
00189		5	0.0%

**File : 14 Maharashtra****# T\_ADULT\_M: TOTAL ADULT MALE**

<b>Value</b>	<b>Label</b>	<b>Cases</b>	<b>Percentage</b>
00190		21	0.0%
00191		7	0.0%
00192		15	0.0%
00193		5	0.0%
00194		9	0.0%
00195		14	0.0%
00196		3	0.0%
00197		9	0.0%
00198		8	0.0%
00199		6	0.0%
00200		87	0.0%
00201		32	0.0%
00202		18	0.0%
00203		8	0.0%
00204		9	0.0%
00205		23	0.0%
00206		5	0.0%
00207		15	0.0%
00208		8	0.0%
00209		11	0.0%
00210		24	0.0%
00211		4	0.0%
00212		11	0.0%
00213		3	0.0%
00214		6	0.0%
00215		14	0.0%
00216		5	0.0%
00217		7	0.0%
00218		8	0.0%
00219		5	0.0%
00220		10	0.0%
00221		6	0.0%
00222		11	0.0%
00223		3	0.0%
00224		7	0.0%
00225		7	0.0%
00226		9	0.0%
00227		2	0.0%
00228		7	0.0%
00229		3	0.0%
00230		17	0.0%
00231		4	0.0%
00232		5	0.0%

**File : 14 Maharashtra****# T\_ADULT\_M: TOTAL ADULT MALE**

<b>Value</b>	<b>Label</b>	<b>Cases</b>	<b>Percentage</b>
00233		3	0.0%
00234		7	0.0%
00235		6	0.0%
00236		6	0.0%
00237		8	0.0%
00238		4	0.0%
00239		5	0.0%
00240		13	0.0%
00241		9	0.0%
00242		4	0.0%
00243		4	0.0%
00244		6	0.0%
00245		6	0.0%
00246		4	0.0%
00247		2	0.0%
00248		9	0.0%
00249		2	0.0%
00250		45	0.0%
00251		7	0.0%
00252		7	0.0%
00253		6	0.0%
00254		8	0.0%
00255		5	0.0%
00256		9	0.0%
00257		9	0.0%
00258		3	0.0%
00259		2	0.0%
00260		4	0.0%
00261		4	0.0%
00262		3	0.0%
00263		3	0.0%
00264		4	0.0%
00265		4	0.0%
00266		4	0.0%
00267		4	0.0%
00268		5	0.0%
00269		3	0.0%
00270		6	0.0%
00271		7	0.0%
00272		2	0.0%
00273		6	0.0%
00274		7	0.0%
00275		9	0.0%

**File : 14 Maharashtra****# T\_ADULT\_M: TOTAL ADULT MALE**

<b>Value</b>	<b>Label</b>	<b>Cases</b>	<b>Percentage</b>
00276		6	0.0%
00277		2	0.0%
00278		7	0.0%
00279		5	0.0%
00280		17	0.0%
00281		3	0.0%
00282		1	0.0%
00283		5	0.0%
00284		2	0.0%
00285		6	0.0%
00286		1	0.0%
00287		3	0.0%
00288		2	0.0%
00289		1	0.0%
00290		8	0.0%
00291		4	0.0%
00292		4	0.0%
00293		5	0.0%
00294		3	0.0%
00295		8	0.0%
00296		3	0.0%
00297		3	0.0%
00298		5	0.0%
00299		2	0.0%
00300		50	0.0%
00301		11	0.0%
00302		6	0.0%
00303		1	0.0%
00305		3	0.0%
00306		4	0.0%
00307		4	0.0%
00308		8	0.0%
00309		1	0.0%
00310		8	0.0%
00311		5	0.0%
00312		6	0.0%
00313		2	0.0%
00314		5	0.0%
00315		9	0.0%
00316		2	0.0%
00317		3	0.0%
00318		6	0.0%
00319		4	0.0%



**File : 14 Maharashtra****# T\_ADULT\_M: TOTAL ADULT MALE**

<b>Value</b>	<b>Label</b>	<b>Cases</b>	<b>Percentage</b>
00320		12	0.0%
00321		3	0.0%
00322		1	0.0%
00323		1	0.0%
00324		4	0.0%
00325		8	0.0%
00326		4	0.0%
00327		4	0.0%
00328		2	0.0%
00329		2	0.0%
00330		6	0.0%
00331		1	0.0%
00332		2	0.0%
00333		2	0.0%
00334		2	0.0%
00335		5	0.0%
00336		7	0.0%
00337		1	0.0%
00338		3	0.0%
00339		1	0.0%
00340		5	0.0%
00341		2	0.0%
00342		3	0.0%
00343		2	0.0%
00344		2	0.0%
00345		3	0.0%
00346		1	0.0%
00347		3	0.0%
00348		2	0.0%
00349		3	0.0%
00350		22	0.0%
00351		6	0.0%
00352		4	0.0%
00353		2	0.0%
00354		1	0.0%
00355		4	0.0%
00356		2	0.0%
00357		3	0.0%
00358		3	0.0%
00359		2	0.0%
00360		3	0.0%
00361		2	0.0%
00362		2	0.0%

## File : 14 Maharashtra

### # T\_ADULT\_M: TOTAL ADULT MALE

Value	Label	Cases	Percentage
00363		1	0.0%
00364		2	0.0%
00365		9	0.0%
00366		2	0.0%
00367		2	0.0%
00368		2	0.0%
00369		3	0.0%
00370		6	0.0%
00371		2	0.0%
00372		1	0.0%
00373		4	0.0%
00375		5	0.0%
00376		2	0.0%
00380		2	0.0%
00381		2	0.0%
00382		1	0.0%
00383		1	0.0%
00384		4	0.0%
00385		6	0.0%
00386		2	0.0%
00387		1	0.0%
00388		2	0.0%
00389		2	0.0%
00390		6	0.0%
00391		2	0.0%
00392		3	0.0%
00394		2	0.0%
00395		3	0.0%
00396		4	0.0%
00397		4	0.0%
00398		1	0.0%
00399		1	0.0%
00400		40	0.0%
00401		6	0.0%
00402		2	0.0%
00404		2	0.0%
00405		3	0.0%
00406		3	0.0%
00407		2	0.0%
00408		4	0.0%
00409		3	0.0%
00410		4	0.0%
00411		2	0.0%

**File : 14 Maharashtra****# T\_ADULT\_M: TOTAL ADULT MALE**

<b>Value</b>	<b>Label</b>	<b>Cases</b>	<b>Percentage</b>
00412		3	0.0%
00413		4	0.0%
00414		4	0.0%
00415		3	0.0%
00416		7	0.0%
00417		2	0.0%
00418		3	0.0%
00419		1	0.0%
00420		4	0.0%
00421		2	0.0%
00422		2	0.0%
00423		3	0.0%
00424		1	0.0%
00425		5	0.0%
00426		2	0.0%
00427		2	0.0%
00428		3	0.0%
00429		2	0.0%
00430		4	0.0%
00433		2	0.0%
00434		1	0.0%
00435		5	0.0%
00437		2	0.0%
00438		2	0.0%
00440		4	0.0%
00441		2	0.0%
00442		2	0.0%
00444		2	0.0%
00445		6	0.0%
00446		1	0.0%
00447		2	0.0%
00448		9	0.0%
00449		4	0.0%
00450		17	0.0%
00451		2	0.0%
00452		2	0.0%
00453		1	0.0%
00455		2	0.0%
00456		1	0.0%
00458		2	0.0%
00459		2	0.0%
00460		2	0.0%
00461		1	0.0%

**File : 14 Maharashtra****# T\_ADULT\_M: TOTAL ADULT MALE**

<b>Value</b>	<b>Label</b>	<b>Cases</b>	<b>Percentage</b>
00462		2	0.0%
00464		1	0.0%
00465		5	0.0%
00467		2	0.0%
00468		1	0.0%
00470		1	0.0%
00471		2	0.0%
00472		3	0.0%
00474		1	0.0%
00476		2	0.0%
00477		1	0.0%
00479		3	0.0%
00480		5	0.0%
00481		2	0.0%
00482		2	0.0%
00483		2	0.0%
00485		1	0.0%
00486		1	0.0%
00487		1	0.0%
00488		1	0.0%
00490		4	0.0%
00491		2	0.0%
00492		1	0.0%
00493		2	0.0%
00494		2	0.0%
00495		2	0.0%
00499		1	0.0%
00500		33	0.0%
00501		4	0.0%
00502		2	0.0%
00505		1	0.0%
00506		2	0.0%
00508		1	0.0%
00509		2	0.0%
00510		4	0.0%
00511		1	0.0%
00513		2	0.0%
00515		1	0.0%
00516		1	0.0%
00517		1	0.0%
00518		1	0.0%
00519		1	0.0%
00520		1	0.0%

**File : 14 Maharashtra****# T\_ADULT\_M: TOTAL ADULT MALE**

<b>Value</b>	<b>Label</b>	<b>Cases</b>	<b>Percentage</b>
00521		2	0.0%
00522		3	0.0%
00523		1	0.0%
00526		2	0.0%
00527		1	0.0%
00528		2	0.0%
00530		3	0.0%
00531		1	0.0%
00532		2	0.0%
00534		1	0.0%
00535		1	0.0%
00536		4	0.0%
00538		1	0.0%
00539		1	0.0%
00540		2	0.0%
00544		1	0.0%
00545		1	0.0%
00546		2	0.0%
00547		1	0.0%
00548		1	0.0%
00550		9	0.0%
00551		1	0.0%
00552		1	0.0%
00554		1	0.0%
00558		1	0.0%
00559		1	0.0%
00560		1	0.0%
00561		1	0.0%
00562		1	0.0%
00563		2	0.0%
00567		2	0.0%
00568		1	0.0%
00570		4	0.0%
00571		1	0.0%
00574		2	0.0%
00576		4	0.0%
00578		1	0.0%
00580		1	0.0%
00584		1	0.0%
00586		2	0.0%
00587		1	0.0%
00589		1	0.0%
00590		2	0.0%

**File : 14 Maharashtra****# T\_ADULT\_M: TOTAL ADULT MALE**

<b>Value</b>	<b>Label</b>	<b>Cases</b>	<b>Percentage</b>
00591		1	0.0%
00594		1	0.0%
00596		2	0.0%
00597		1	0.0%
00598		3	0.0%
00600		12	0.0%
00601		1	0.0%
00602		1	0.0%
00603		1	0.0%
00604		1	0.0%
00605		1	0.0%
00609		1	0.0%
00610		1	0.0%
00612		2	0.0%
00614		1	0.0%
00615		1	0.0%
00616		2	0.0%
00618		1	0.0%
00620		1	0.0%
00621		2	0.0%
00624		1	0.0%
00625		2	0.0%
00628		1	0.0%
00633		3	0.0%
00635		2	0.0%
00637		2	0.0%
00639		2	0.0%
00643		1	0.0%
00645		4	0.0%
00647		1	0.0%
00650		5	0.0%
00651		2	0.0%
00652		1	0.0%
00654		1	0.0%
00655		1	0.0%
00656		1	0.0%
00657		2	0.0%
00659		2	0.0%
00660		2	0.0%
00663		1	0.0%
00664		2	0.0%
00665		2	0.0%
00668		1	0.0%

**File : 14 Maharashtra****# T\_ADULT\_M: TOTAL ADULT MALE**

<b>Value</b>	<b>Label</b>	<b>Cases</b>	<b>Percentage</b>
00669		3	0.0%
00670		1	0.0%
00673		1	0.0%
00674		2	0.0%
00675		1	0.0%
00678		1	0.0%
00680		1	0.0%
00681		1	0.0%
00682		1	0.0%
00684		1	0.0%
00685		1	0.0%
00688		1	0.0%
00690		1	0.0%
00691		1	0.0%
00692		1	0.0%
00694		1	0.0%
00699		1	0.0%
00700		17	0.0%
00701		3	0.0%
00702		1	0.0%
00703		1	0.0%
00708		1	0.0%
00709		1	0.0%
00710		2	0.0%
00715		2	0.0%
00718		1	0.0%
00719		1	0.0%
00720		3	0.0%
00721		1	0.0%
00724		2	0.0%
00725		1	0.0%
00728		2	0.0%
00730		1	0.0%
00733		2	0.0%
00743		1	0.0%
00745		2	0.0%
00746		1	0.0%
00749		1	0.0%
00750		7	0.0%
00753		1	0.0%
00756		3	0.0%
00758		2	0.0%
00759		1	0.0%

**File : 14 Maharashtra****# T\_ADULT\_M: TOTAL ADULT MALE**

<b>Value</b>	<b>Label</b>	<b>Cases</b>	<b>Percentage</b>
00760		2	0.0%
00771		1	0.0%
00775		1	0.0%
00776		1	0.0%
00777		1	0.0%
00779		1	0.0%
00786		1	0.0%
00788		1	0.0%
00790		2	0.0%
00800		5	0.0%
00801		1	0.0%
00803		1	0.0%
00804		1	0.0%
00805		2	0.0%
00806		1	0.0%
00808		2	0.0%
00809		1	0.0%
00810		1	0.0%
00813		1	0.0%
00814		1	0.0%
00816		1	0.0%
00820		1	0.0%
00821		1	0.0%
00824		1	0.0%
00825		1	0.0%
00830		2	0.0%
00834		1	0.0%
00835		3	0.0%
00840		1	0.0%
00843		1	0.0%
00845		1	0.0%
00847		1	0.0%
00850		2	0.0%
00853		1	0.0%
00858		2	0.0%
00863		1	0.0%
00864		1	0.0%
00865		1	0.0%
00875		1	0.0%
00879		1	0.0%
00880		1	0.0%
00884		1	0.0%
00885		1	0.0%



**File : 14 Maharashtra****# T\_ADULT\_M: TOTAL ADULT MALE**

<b>Value</b>	<b>Label</b>	<b>Cases</b>	<b>Percentage</b>
00888		1	0.0%
00889		2	0.0%
00890		2	0.0%
00897		1	0.0%
00900		3	0.0%
00902		2	0.0%
00904		2	0.0%
00908		1	0.0%
00910		2	0.0%
00911		2	0.0%
00912		2	0.0%
00913		1	0.0%
00915		1	0.0%
00923		1	0.0%
00926		1	0.0%
00927		1	0.0%
00930		2	0.0%
00932		1	0.0%
00934		1	0.0%
00936		1	0.0%
00940		1	0.0%
00944		4	0.0%
00947		2	0.0%
00950		1	0.0%
00951		2	0.0%
00953		1	0.0%
00955		1	0.0%
00967		2	0.0%
00970		1	0.0%
00974		1	0.0%
00977		1	0.0%
00980		1	0.0%
00992		2	0.0%
00999		1	0.0%
01000		17	0.0%
01003		2	0.0%
01005		1	0.0%
01008		1	0.0%
01012		1	0.0%
01020		1	0.0%
01022		1	0.0%
01024		1	0.0%
01027		1	0.0%

**File : 14 Maharashtra****# T\_ADULT\_M: TOTAL ADULT MALE**

<b>Value</b>	<b>Label</b>	<b>Cases</b>	<b>Percentage</b>
01030		2	0.0%
01032		1	0.0%
01038		1	0.0%
01050		2	0.0%
01054		1	0.0%
01065		1	0.0%
01069		1	0.0%
01070		2	0.0%
01074		1	0.0%
01080		1	0.0%
01082		1	0.0%
01091		1	0.0%
01094		1	0.0%
01095		1	0.0%
01100		3	0.0%
01101		1	0.0%
01105		1	0.0%
01106		1	0.0%
01107		1	0.0%
01111		1	0.0%
01115		1	0.0%
01117		1	0.0%
01119		1	0.0%
01120		2	0.0%
01122		1	0.0%
01128		2	0.0%
01137		1	0.0%
01138		1	0.0%
01140		2	0.0%
01150		2	0.0%
01151		1	0.0%
01156		1	0.0%
01160		1	0.0%
01169		1	0.0%
01175		1	0.0%
01181		1	0.0%
01183		1	0.0%
01186		1	0.0%
01193		1	0.0%
01198		1	0.0%
01200		8	0.0%
01201		1	0.0%
01210		2	0.0%

**File : 14 Maharashtra****# T\_ADULT\_M: TOTAL ADULT MALE**

<b>Value</b>	<b>Label</b>	<b>Cases</b>	<b>Percentage</b>
01211		1	0.0%
01215		1	0.0%
01220		1	0.0%
01228		1	0.0%
01230		1	0.0%
01238		1	0.0%
01240		1	0.0%
01244		1	0.0%
01250		2	0.0%
01267		1	0.0%
01274		1	0.0%
01286		1	0.0%
01290		1	0.0%
01291		1	0.0%
01296		1	0.0%
01297		1	0.0%
01299		1	0.0%
01300		3	0.0%
01307		1	0.0%
01309		1	0.0%
01322		1	0.0%
01333		1	0.0%
01341		1	0.0%
01344		1	0.0%
01347		1	0.0%
01350		1	0.0%
01358		1	0.0%
01364		1	0.0%
01366		1	0.0%
01367		1	0.0%
01376		3	0.0%
01379		1	0.0%
01381		1	0.0%
01384		1	0.0%
01390		2	0.0%
01392		1	0.0%
01395		1	0.0%
01400		2	0.0%
01401		1	0.0%
01406		1	0.0%
01410		1	0.0%
01420		1	0.0%
01428		1	0.0%

**File : 14 Maharashtra****# T\_ADULT\_M: TOTAL ADULT MALE**

<b>Value</b>	<b>Label</b>	<b>Cases</b>	<b>Percentage</b>
01434		1	0.0%
01435		2	0.0%
01436		1	0.0%
01450		1	0.0%
01453		2	0.0%
01455		1	0.0%
01472		1	0.0%
01499		1	0.0%
01500		5	0.0%
01501		1	0.0%
01502		2	0.0%
01506		1	0.0%
01525		1	0.0%
01533		1	0.0%
01550		1	0.0%
01558		2	0.0%
01560		1	0.0%
01572		1	0.0%
01600		1	0.0%
01604		1	0.0%
01613		1	0.0%
01643		1	0.0%
01650		1	0.0%
01656		1	0.0%
01659		1	0.0%
01685		1	0.0%
01687		1	0.0%
01693		1	0.0%
01696		1	0.0%
01700		1	0.0%
01701		1	0.0%
01703		1	0.0%
01720		1	0.0%
01723		1	0.0%
01741		1	0.0%
01750		1	0.0%
01751		1	0.0%
01778		1	0.0%
01800		2	0.0%
01811		1	0.0%
01816		1	0.0%
01837		1	0.0%
01860		1	0.0%

**File : 14 Maharashtra****# T\_ADULT\_M: TOTAL ADULT MALE**

Value	Label	Cases	Percentage
01874		1	0.0%
01880		1	0.0%
01925		1	0.0%
01938		1	0.0%
01943		1	0.0%
01957		1	0.0%
01982		1	0.0%
01985		1	0.0%
01995		1	0.0%
02000		10	0.0%
02001		1	0.0%
02015		1	0.0%
02030		1	0.0%
02036		1	0.0%
02040		1	0.0%
02045		1	0.0%
02050		1	0.0%
02062		1	0.0%
02074		1	0.0%
02080		1	0.0%
02100		2	0.0%
02107		1	0.0%
02118		1	0.0%
02150		1	0.0%
02152		1	0.0%
02172		1	0.0%
02200		1	0.0%
02201		1	0.0%
02203		1	0.0%
02218		1	0.0%
02249		1	0.0%
02266		1	0.0%
02300		1	0.0%
02301		1	0.0%
02310		1	0.0%
02380		1	0.0%
02412		1	0.0%
02414		1	0.0%
02457		1	0.0%
02476		1	0.0%
02497		1	0.0%
02500		5	0.0%
02515		1	0.0%

**File : 14 Maharashtra****# T\_ADULT\_M: TOTAL ADULT MALE**

<b>Value</b>	<b>Label</b>	<b>Cases</b>	<b>Percentage</b>
02531		1	0.0%
02550		1	0.0%
02571		1	0.0%
02620		1	0.0%
02691		1	0.0%
02700		1	0.0%
02720		1	0.0%
02721		1	0.0%
02775		1	0.0%
02786		1	0.0%
02800		3	0.0%
02882		1	0.0%
02890		1	0.0%
02905		1	0.0%
02950		1	0.0%
03000		10	0.0%
03025		1	0.0%
03053		1	0.0%
03057		1	0.0%
03086		1	0.0%
03103		1	0.0%
03130		1	0.0%
03192		1	0.0%
03234		1	0.0%
03245		1	0.0%
03344		1	0.0%
03492		1	0.0%
03498		1	0.0%
03500		1	0.0%
03537		1	0.0%
03614		1	0.0%
03649		1	0.0%
03851		1	0.0%
04000		4	0.0%
04151		1	0.0%
04218		1	0.0%
04365		1	0.0%
04478		1	0.0%
04500		1	0.0%
05000		4	0.0%
05006		1	0.0%
05042		1	0.0%
05123		1	0.0%

## File : 14 Maharashtra

### # T\_ADULT\_M: TOTAL ADULT MALE

Value	Label	Cases	Percentage
05200		1	0.0%
05302		1	0.0%
05310		1	0.0%
05321		1	0.0%
05500		1	0.0%
05865		1	0.0%
06000		2	0.0%
06172		1	0.0%
06202		1	0.0%
06318		1	0.0%
06435		1	0.0%
07154		1	0.0%
07401		1	0.0%
07518		1	0.0%
07578		1	0.0%
07847		1	0.0%
07997		1	0.0%
08000		1	0.0%
08405		1	0.0%
08542		1	0.0%
09834		1	0.0%
12000		1	0.0%
13377		1	0.0%

Warning: these figures indicate the number of cases found in the data file. They cannot be interpreted as summary statistics of the population of interest.

### # T\_ADULT\_F: TOTAL ADULT FEMALE

**Information** [Type= discrete] [Format=character] [Missing=\*]

**Statistics [NW/ W]** [Valid=3234022 /-] [Invalid=0 /-]

Value	Label	Cases	Percentage
00000		2503563	77.4%
00001		548705	17.0%
00002		103713	3.2%
00003		25167	0.8%
00004		13411	0.4%
00005		9935	0.3%
00006		4882	0.2%
00007		3268	0.1%
00008		2919	0.1%
00009		1731	0.1%
00010		3786	0.1%
00011		889	0.0%
00012		1449	0.0%
00013		671	0.0%
00014		668	0.0%

**File : 14 Maharashtra****# T\_ADULT\_F: TOTAL ADULT FEMALE**

<b>Value</b>	<b>Label</b>	<b>Cases</b>	<b>Percentage</b>
00015		1286	0.0%
00016		493	0.0%
00017		376	0.0%
00018		385	0.0%
00019		260	0.0%
00020		1043	0.0%
00021		212	0.0%
00022		238	0.0%
00023		147	0.0%
00024		156	0.0%
00025		459	0.0%
00026		129	0.0%
00027		125	0.0%
00028		137	0.0%
00029		103	0.0%
00030		406	0.0%
00031		90	0.0%
00032		99	0.0%
00033		64	0.0%
00034		77	0.0%
00035		150	0.0%
00036		78	0.0%
00037		43	0.0%
00038		69	0.0%
00039		53	0.0%
00040		197	0.0%
00041		63	0.0%
00042		60	0.0%
00043		46	0.0%
00044		44	0.0%
00045		87	0.0%
00046		38	0.0%
00047		43	0.0%
00048		43	0.0%
00049		32	0.0%
00050		213	0.0%
00051		34	0.0%
00052		22	0.0%
00053		19	0.0%
00054		27	0.0%
00055		48	0.0%
00056		27	0.0%
00057		34	0.0%



**File : 14 Maharashtra****# T\_ADULT\_F: TOTAL ADULT FEMALE**

<b>Value</b>	<b>Label</b>	<b>Cases</b>	<b>Percentage</b>
00058		25	0.0%
00059		20	0.0%
00060		66	0.0%
00061		26	0.0%
00062		21	0.0%
00063		27	0.0%
00064		18	0.0%
00065		26	0.0%
00066		23	0.0%
00067		21	0.0%
00068		18	0.0%
00069		13	0.0%
00070		47	0.0%
00071		19	0.0%
00072		26	0.0%
00073		12	0.0%
00074		15	0.0%
00075		48	0.0%
00076		9	0.0%
00077		19	0.0%
00078		17	0.0%
00079		8	0.0%
00080		47	0.0%
00081		13	0.0%
00082		8	0.0%
00083		13	0.0%
00084		11	0.0%
00085		18	0.0%
00086		8	0.0%
00087		5	0.0%
00088		10	0.0%
00089		11	0.0%
00090		22	0.0%
00091		8	0.0%
00092		9	0.0%
00093		7	0.0%
00094		8	0.0%
00095		17	0.0%
00096		4	0.0%
00097		8	0.0%
00098		11	0.0%
00099		10	0.0%
00100		59	0.0%

**File : 14 Maharashtra****# T\_ADULT\_F: TOTAL ADULT FEMALE**

<b>Value</b>	<b>Label</b>	<b>Cases</b>	<b>Percentage</b>
00101		6	0.0%
00102		7	0.0%
00103		5	0.0%
00104		5	0.0%
00105		7	0.0%
00106		4	0.0%
00107		6	0.0%
00108		11	0.0%
00110		18	0.0%
00111		7	0.0%
00112		6	0.0%
00113		7	0.0%
00114		4	0.0%
00115		10	0.0%
00116		1	0.0%
00117		5	0.0%
00118		3	0.0%
00119		1	0.0%
00120		18	0.0%
00121		8	0.0%
00122		8	0.0%
00123		3	0.0%
00124		5	0.0%
00125		16	0.0%
00126		6	0.0%
00127		4	0.0%
00128		2	0.0%
00129		1	0.0%
00130		5	0.0%
00131		4	0.0%
00132		3	0.0%
00133		4	0.0%
00134		8	0.0%
00135		4	0.0%
00136		2	0.0%
00137		1	0.0%
00138		5	0.0%
00139		2	0.0%
00140		10	0.0%
00141		3	0.0%
00142		5	0.0%
00143		1	0.0%
00144		1	0.0%

**File : 14 Maharashtra****# T\_ADULT\_F: TOTAL ADULT FEMALE**

<b>Value</b>	<b>Label</b>	<b>Cases</b>	<b>Percentage</b>
00145		2	0.0%
00146		2	0.0%
00147		1	0.0%
00148		2	0.0%
00149		2	0.0%
00150		30	0.0%
00151		1	0.0%
00152		2	0.0%
00153		2	0.0%
00154		1	0.0%
00155		3	0.0%
00156		2	0.0%
00157		3	0.0%
00158		2	0.0%
00159		2	0.0%
00160		6	0.0%
00161		1	0.0%
00162		3	0.0%
00163		1	0.0%
00164		1	0.0%
00165		5	0.0%
00166		1	0.0%
00168		2	0.0%
00170		2	0.0%
00171		3	0.0%
00172		2	0.0%
00173		1	0.0%
00174		1	0.0%
00175		3	0.0%
00176		3	0.0%
00177		3	0.0%
00178		2	0.0%
00179		3	0.0%
00180		9	0.0%
00181		2	0.0%
00182		4	0.0%
00183		2	0.0%
00184		1	0.0%
00185		1	0.0%
00186		1	0.0%
00187		1	0.0%
00190		5	0.0%
00191		3	0.0%

**File : 14 Maharashtra****# T\_ADULT\_F: TOTAL ADULT FEMALE**

Value	Label	Cases	Percentage
00192		1	0.0%
00193		1	0.0%
00194		3	0.0%
00195		3	0.0%
00196		1	0.0%
00197		2	0.0%
00198		2	0.0%
00199		1	0.0%
00200		27	0.0%
00202		3	0.0%
00203		1	0.0%
00204		2	0.0%
00205		1	0.0%
00206		2	0.0%
00207		1	0.0%
00208		3	0.0%
00209		1	0.0%
00210		5	0.0%
00211		1	0.0%
00213		2	0.0%
00214		1	0.0%
00215		1	0.0%
00216		1	0.0%
00217		1	0.0%
00218		1	0.0%
00219		1	0.0%
00220		4	0.0%
00222		1	0.0%
00223		2	0.0%
00225		1	0.0%
00226		1	0.0%
00227		2	0.0%
00228		1	0.0%
00231		2	0.0%
00232		1	0.0%
00233		1	0.0%
00234		2	0.0%
00235		3	0.0%
00236		1	0.0%
00237		1	0.0%
00240		1	0.0%
00241		1	0.0%
00242		3	0.0%

**File : 14 Maharashtra****# T\_ADULT\_F: TOTAL ADULT FEMALE**

<b>Value</b>	<b>Label</b>	<b>Cases</b>	<b>Percentage</b>
00243		1	0.0%
00244		1	0.0%
00246		1	0.0%
00248		2	0.0%
00249		1	0.0%
00250		10	0.0%
00253		1	0.0%
00254		2	0.0%
00255		1	0.0%
00256		1	0.0%
00257		1	0.0%
00259		1	0.0%
00260		2	0.0%
00262		2	0.0%
00267		3	0.0%
00268		4	0.0%
00269		1	0.0%
00271		1	0.0%
00274		1	0.0%
00275		2	0.0%
00277		2	0.0%
00278		1	0.0%
00282		1	0.0%
00283		3	0.0%
00290		2	0.0%
00294		1	0.0%
00297		1	0.0%
00298		1	0.0%
00300		16	0.0%
00301		1	0.0%
00303		1	0.0%
00304		1	0.0%
00308		1	0.0%
00310		1	0.0%
00311		3	0.0%
00313		2	0.0%
00318		2	0.0%
00320		2	0.0%
00325		2	0.0%
00327		2	0.0%
00329		2	0.0%
00330		1	0.0%
00341		2	0.0%

**File : 14 Maharashtra****# T\_ADULT\_F: TOTAL ADULT FEMALE**

<b>Value</b>	<b>Label</b>	<b>Cases</b>	<b>Percentage</b>
00342		1	0.0%
00345		1	0.0%
00348		1	0.0%
00350		4	0.0%
00351		1	0.0%
00353		1	0.0%
00354		1	0.0%
00356		1	0.0%
00362		1	0.0%
00365		2	0.0%
00366		1	0.0%
00367		1	0.0%
00370		3	0.0%
00372		1	0.0%
00373		1	0.0%
00375		1	0.0%
00377		1	0.0%
00379		1	0.0%
00381		1	0.0%
00385		1	0.0%
00389		1	0.0%
00390		1	0.0%
00393		1	0.0%
00395		1	0.0%
00400		7	0.0%
00401		1	0.0%
00402		4	0.0%
00411		1	0.0%
00417		2	0.0%
00418		1	0.0%
00421		1	0.0%
00422		2	0.0%
00423		1	0.0%
00426		1	0.0%
00433		1	0.0%
00440		1	0.0%
00448		1	0.0%
00450		2	0.0%
00453		1	0.0%
00460		1	0.0%
00471		1	0.0%
00475		1	0.0%
00476		1	0.0%

**File : 14 Maharashtra****# T\_ADULT\_F: TOTAL ADULT FEMALE**

<b>Value</b>	<b>Label</b>	<b>Cases</b>	<b>Percentage</b>
00480		1	0.0%
00496		1	0.0%
00500		4	0.0%
00511		1	0.0%
00512		1	0.0%
00525		1	0.0%
00528		2	0.0%
00530		1	0.0%
00543		1	0.0%
00576		1	0.0%
00579		1	0.0%
00588		1	0.0%
00590		1	0.0%
00595		1	0.0%
00600		2	0.0%
00603		1	0.0%
00605		1	0.0%
00609		1	0.0%
00630		1	0.0%
00633		1	0.0%
00634		1	0.0%
00642		1	0.0%
00651		1	0.0%
00652		1	0.0%
00660		1	0.0%
00684		1	0.0%
00713		1	0.0%
00721		1	0.0%
00725		1	0.0%
00734		1	0.0%
00750		2	0.0%
00786		2	0.0%
00800		2	0.0%
00817		1	0.0%
00832		1	0.0%
00897		1	0.0%
00925		1	0.0%
00930		1	0.0%
01025		1	0.0%
01036		1	0.0%
01157		1	0.0%
01262		1	0.0%
01300		1	0.0%

## File : 14 Maharashtra

### # T\_ADULT\_F: TOTAL ADULT FEMALE

Value	Label	Cases	Percentage
01361		1	0.0%
01692		1	0.0%
01900		1	0.0%
02094		1	0.0%
02109		1	0.0%
02400		1	0.0%
02555		1	0.0%
03542		1	0.0%
06610		1	0.0%

*Warning: these figures indicate the number of cases found in the data file. They cannot be interpreted as summary statistics of the population of interest.*

### # T\_CHILD\_M: TOTAL CHIELD MALE

<b>Information</b>	[Type= discrete] [Format=character] [Missing=*]
--------------------	---

<b>Statistics [NW/ W]</b>	[Valid=3234022 /-] [Invalid=0 /-]
---------------------------	-----------------------------------

Value	Label	Cases	Percentage
00000		3087348	95.5%
00001		109103	3.4%
00002		27173	0.8%
00003		5716	0.2%
00004		2162	0.1%
00005		1239	0.0%
00006		348	0.0%
00007		201	0.0%
00008		171	0.0%
00009		61	0.0%
00010		199	0.0%
00011		22	0.0%
00012		50	0.0%
00013		11	0.0%
00014		8	0.0%
00015		66	0.0%
00016		9	0.0%
00017		6	0.0%
00018		5	0.0%
00019		4	0.0%
00020		48	0.0%
00021		6	0.0%
00022		4	0.0%
00023		1	0.0%
00024		1	0.0%
00025		20	0.0%
00026		2	0.0%
00027		2	0.0%
00028		1	0.0%



## File : 14 Maharashtra

### # T\_CHILD\_M: TOTAL CHIELD MALE

Value	Label	Cases	Percentage
00029		1	0.0%
00030		9	0.0%
00035		1	0.0%
00040		4	0.0%
00045		2	0.0%
00049		1	0.0%
00050		8	0.0%
00055		1	0.0%
00065		1	0.0%
00070		1	0.0%
00075		2	0.0%
00099		1	0.0%
00100		2	0.0%
00198		1	0.0%

Warning: these figures indicate the number of cases found in the data file. They cannot be interpreted as summary statistics of the population of interest.

### # T\_CHILD\_F: TOTAL CHIELD FEMALE

<b>Information</b>	[Type= discrete] [Format=character] [Missing=*]
<b>Statistics [NW/ W]</b>	[Valid=3234022 /-] [Invalid=0 /-]

Value	Label	Cases	Percentage
00000		3203615	99.1%
00001		22525	0.7%
00002		5502	0.2%
00003		1258	0.0%
00004		461	0.0%
00005		288	0.0%
00006		81	0.0%
00007		48	0.0%
00008		52	0.0%
00009		12	0.0%
00010		110	0.0%
00011		4	0.0%
00012		8	0.0%
00013		2	0.0%
00014		1	0.0%
00015		15	0.0%
00016		3	0.0%
00017		1	0.0%
00018		2	0.0%
00019		1	0.0%
00020		9	0.0%
00021		1	0.0%
00023		2	0.0%
00025		6	0.0%

## File : 14 Maharashtra

### # T\_CHILD\_F: TOTAL CHIELD FEMALE

Value	Label	Cases	Percentage
00032		2	0.0%
00033		1	0.0%
00035		1	0.0%
00045		1	0.0%
00050		3	0.0%
00060		1	0.0%
00070		1	0.0%
00100		4	0.0%
00150		1	0.0%

Warning: these figures indicate the number of cases found in the data file. They cannot be interpreted as summary statistics of the population of interest.

### # TOT: TOTAL OF TOTAL

<b>Information</b>	[Type= discrete] [Format=character] [Missing=*]
--------------------	---

<b>Statistics [NW/ W]</b>	[Valid=3234022 /-] [Invalid=0 /-]
---------------------------	-----------------------------------

### # H\_ADULT\_M: HIRED ADULT MALE

<b>Information</b>	[Type= discrete] [Format=character] [Missing=*]
--------------------	---

<b>Statistics [NW/ W]</b>	[Valid=3234022 /-] [Invalid=0 /-]
---------------------------	-----------------------------------

Value	Label	Cases	Percentage
00000		2332352	72.1%
00001		355780	11.0%
00002		217290	6.7%
00003		94625	2.9%
00004		61015	1.9%
00005		36085	1.1%
00006		23221	0.7%
00007		15625	0.5%
00008		13264	0.4%
00009		9882	0.3%
00010		12165	0.4%
00011		4831	0.1%
00012		6075	0.2%
00013		3203	0.1%
00014		4022	0.1%
00015		5212	0.2%
00016		2134	0.1%
00017		1752	0.1%
00018		2042	0.1%
00019		1832	0.1%
00020		3400	0.1%
00021		1157	0.0%
00022		1273	0.0%
00023		1055	0.0%
00024		1363	0.0%

**File : 14 Maharashtra****# H\_ADULT\_M: HIRED ADULT MALE**

<b>Value</b>	<b>Label</b>	<b>Cases</b>	<b>Percentage</b>
00025		2290	0.1%
00026		978	0.0%
00027		969	0.0%
00028		935	0.0%
00029		792	0.0%
00030		1410	0.0%
00031		405	0.0%
00032		464	0.0%
00033		309	0.0%
00034		393	0.0%
00035		714	0.0%
00036		263	0.0%
00037		234	0.0%
00038		303	0.0%
00039		356	0.0%
00040		975	0.0%
00041		182	0.0%
00042		252	0.0%
00043		181	0.0%
00044		190	0.0%
00045		355	0.0%
00046		158	0.0%
00047		209	0.0%
00048		210	0.0%
00049		223	0.0%
00050		682	0.0%
00051		124	0.0%
00052		149	0.0%
00053		108	0.0%
00054		141	0.0%
00055		177	0.0%
00056		129	0.0%
00057		96	0.0%
00058		103	0.0%
00059		131	0.0%
00060		405	0.0%
00061		81	0.0%
00062		81	0.0%
00063		76	0.0%
00064		94	0.0%
00065		160	0.0%
00066		62	0.0%
00067		75	0.0%

**File : 14 Maharashtra****# H\_ADULT\_M: HIRED ADULT MALE**

<b>Value</b>	<b>Label</b>	<b>Cases</b>	<b>Percentage</b>
00068		55	0.0%
00069		77	0.0%
00070		273	0.0%
00071		57	0.0%
00072		72	0.0%
00073		47	0.0%
00074		70	0.0%
00075		174	0.0%
00076		56	0.0%
00077		48	0.0%
00078		59	0.0%
00079		78	0.0%
00080		219	0.0%
00081		36	0.0%
00082		37	0.0%
00083		44	0.0%
00084		43	0.0%
00085		82	0.0%
00086		39	0.0%
00087		40	0.0%
00088		38	0.0%
00089		36	0.0%
00090		137	0.0%
00091		36	0.0%
00092		35	0.0%
00093		36	0.0%
00094		24	0.0%
00095		52	0.0%
00096		34	0.0%
00097		30	0.0%
00098		58	0.0%
00099		54	0.0%
00100		304	0.0%
00101		27	0.0%
00102		53	0.0%
00103		25	0.0%
00104		28	0.0%
00105		40	0.0%
00106		31	0.0%
00107		23	0.0%
00108		37	0.0%
00109		26	0.0%
00110		68	0.0%

**File : 14 Maharashtra****# H\_ADULT\_M: HIRED ADULT MALE**

<b>Value</b>	<b>Label</b>	<b>Cases</b>	<b>Percentage</b>
00111		21	0.0%
00112		28	0.0%
00113		16	0.0%
00114		21	0.0%
00115		36	0.0%
00116		32	0.0%
00117		24	0.0%
00118		24	0.0%
00119		32	0.0%
00120		93	0.0%
00121		18	0.0%
00122		20	0.0%
00123		18	0.0%
00124		28	0.0%
00125		68	0.0%
00126		21	0.0%
00127		13	0.0%
00128		17	0.0%
00129		24	0.0%
00130		61	0.0%
00131		25	0.0%
00132		21	0.0%
00133		21	0.0%
00134		19	0.0%
00135		32	0.0%
00136		12	0.0%
00137		4	0.0%
00138		19	0.0%
00139		19	0.0%
00140		50	0.0%
00141		11	0.0%
00142		13	0.0%
00143		13	0.0%
00144		17	0.0%
00145		20	0.0%
00146		14	0.0%
00147		14	0.0%
00148		21	0.0%
00149		29	0.0%
00150		178	0.0%
00151		18	0.0%
00152		19	0.0%
00153		11	0.0%

**File : 14 Maharashtra****# H\_ADULT\_M: HIRED ADULT MALE**

<b>Value</b>	<b>Label</b>	<b>Cases</b>	<b>Percentage</b>
00154		17	0.0%
00155		23	0.0%
00156		12	0.0%
00157		12	0.0%
00158		10	0.0%
00159		12	0.0%
00160		32	0.0%
00161		7	0.0%
00162		9	0.0%
00163		14	0.0%
00164		8	0.0%
00165		28	0.0%
00166		3	0.0%
00167		12	0.0%
00168		4	0.0%
00169		5	0.0%
00170		20	0.0%
00171		12	0.0%
00172		16	0.0%
00173		6	0.0%
00174		19	0.0%
00175		31	0.0%
00176		12	0.0%
00177		13	0.0%
00178		13	0.0%
00179		8	0.0%
00180		35	0.0%
00181		7	0.0%
00182		7	0.0%
00183		5	0.0%
00184		8	0.0%
00185		12	0.0%
00186		9	0.0%
00187		7	0.0%
00188		3	0.0%
00189		10	0.0%
00190		21	0.0%
00191		4	0.0%
00192		14	0.0%
00193		5	0.0%
00194		9	0.0%
00195		16	0.0%
00196		3	0.0%

## File : 14 Maharashtra

### # H\_ADULT\_M: HIRED ADULT MALE

Value	Label	Cases	Percentage
00197		9	0.0%
00198		11	0.0%
00199		13	0.0%
00200		107	0.0%
00201		11	0.0%
00202		14	0.0%
00203		5	0.0%
00204		11	0.0%
00205		20	0.0%
00206		5	0.0%
00207		13	0.0%
00208		9	0.0%
00209		11	0.0%
00210		27	0.0%
00211		2	0.0%
00212		9	0.0%
00213		2	0.0%
00214		8	0.0%
00215		11	0.0%
00216		6	0.0%
00217		7	0.0%
00218		6	0.0%
00219		5	0.0%
00220		11	0.0%
00221		7	0.0%
00222		9	0.0%
00223		4	0.0%
00224		6	0.0%
00225		10	0.0%
00226		8	0.0%
00227		2	0.0%
00228		7	0.0%
00229		3	0.0%
00230		17	0.0%
00231		3	0.0%
00232		5	0.0%
00233		5	0.0%
00234		6	0.0%
00235		4	0.0%
00236		6	0.0%
00237		9	0.0%
00238		4	0.0%
00239		6	0.0%

**File : 14 Maharashtra****# H\_ADULT\_M: HIRED ADULT MALE**

<b>Value</b>	<b>Label</b>	<b>Cases</b>	<b>Percentage</b>
00240		15	0.0%
00241		5	0.0%
00242		5	0.0%
00243		3	0.0%
00244		6	0.0%
00245		8	0.0%
00246		3	0.0%
00247		2	0.0%
00248		9	0.0%
00249		7	0.0%
00250		52	0.0%
00251		5	0.0%
00252		5	0.0%
00253		3	0.0%
00254		4	0.0%
00255		6	0.0%
00256		7	0.0%
00257		7	0.0%
00258		5	0.0%
00259		2	0.0%
00260		4	0.0%
00261		4	0.0%
00262		4	0.0%
00263		3	0.0%
00264		4	0.0%
00265		3	0.0%
00266		4	0.0%
00267		4	0.0%
00268		6	0.0%
00269		4	0.0%
00270		6	0.0%
00271		5	0.0%
00272		2	0.0%
00273		5	0.0%
00274		8	0.0%
00275		14	0.0%
00276		5	0.0%
00277		2	0.0%
00278		4	0.0%
00279		8	0.0%
00280		15	0.0%
00281		2	0.0%
00282		1	0.0%



**File : 14 Maharashtra****# H\_ADULT\_M: HIRED ADULT MALE**

<b>Value</b>	<b>Label</b>	<b>Cases</b>	<b>Percentage</b>
00283		5	0.0%
00284		2	0.0%
00285		5	0.0%
00287		3	0.0%
00288		2	0.0%
00289		1	0.0%
00290		10	0.0%
00291		4	0.0%
00292		5	0.0%
00293		3	0.0%
00294		3	0.0%
00295		8	0.0%
00296		3	0.0%
00297		4	0.0%
00298		4	0.0%
00299		6	0.0%
00300		50	0.0%
00301		7	0.0%
00302		5	0.0%
00303		1	0.0%
00305		3	0.0%
00306		4	0.0%
00307		5	0.0%
00308		7	0.0%
00309		2	0.0%
00310		7	0.0%
00311		8	0.0%
00312		3	0.0%
00313		1	0.0%
00314		7	0.0%
00315		6	0.0%
00316		3	0.0%
00317		4	0.0%
00318		4	0.0%
00319		5	0.0%
00320		13	0.0%
00321		2	0.0%
00322		1	0.0%
00323		1	0.0%
00324		7	0.0%
00325		6	0.0%
00326		3	0.0%
00327		4	0.0%

**File : 14 Maharashtra****# H\_ADULT\_M: HIRED ADULT MALE**

<b>Value</b>	<b>Label</b>	<b>Cases</b>	<b>Percentage</b>
00328		1	0.0%
00329		2	0.0%
00330		6	0.0%
00331		1	0.0%
00332		2	0.0%
00333		3	0.0%
00334		2	0.0%
00335		7	0.0%
00336		5	0.0%
00337		1	0.0%
00338		4	0.0%
00339		2	0.0%
00340		3	0.0%
00341		1	0.0%
00342		3	0.0%
00343		2	0.0%
00344		3	0.0%
00345		3	0.0%
00346		1	0.0%
00347		4	0.0%
00348		4	0.0%
00349		2	0.0%
00350		27	0.0%
00351		2	0.0%
00352		2	0.0%
00353		1	0.0%
00354		2	0.0%
00355		3	0.0%
00356		2	0.0%
00357		3	0.0%
00358		2	0.0%
00359		2	0.0%
00360		4	0.0%
00361		2	0.0%
00362		2	0.0%
00363		2	0.0%
00364		1	0.0%
00365		9	0.0%
00366		2	0.0%
00367		2	0.0%
00368		2	0.0%
00369		3	0.0%
00370		6	0.0%

**File : 14 Maharashtra****# H\_ADULT\_M: HIRED ADULT MALE**

Value	Label	Cases	Percentage
00371		2	0.0%
00372		1	0.0%
00373		4	0.0%
00375		5	0.0%
00376		1	0.0%
00379		2	0.0%
00380		2	0.0%
00381		1	0.0%
00382		1	0.0%
00383		1	0.0%
00384		6	0.0%
00385		3	0.0%
00386		3	0.0%
00388		2	0.0%
00389		2	0.0%
00390		8	0.0%
00391		1	0.0%
00392		2	0.0%
00394		2	0.0%
00395		3	0.0%
00396		4	0.0%
00397		4	0.0%
00398		1	0.0%
00399		6	0.0%
00400		40	0.0%
00401		2	0.0%
00402		1	0.0%
00404		2	0.0%
00405		4	0.0%
00406		3	0.0%
00407		4	0.0%
00408		4	0.0%
00409		1	0.0%
00410		5	0.0%
00411		3	0.0%
00412		4	0.0%
00413		4	0.0%
00414		4	0.0%
00415		1	0.0%
00416		6	0.0%
00417		2	0.0%
00418		3	0.0%
00419		2	0.0%

**File : 14 Maharashtra****# H\_ADULT\_M: HIRED ADULT MALE**

<b>Value</b>	<b>Label</b>	<b>Cases</b>	<b>Percentage</b>
00420		4	0.0%
00421		4	0.0%
00422		1	0.0%
00423		2	0.0%
00424		1	0.0%
00425		4	0.0%
00426		2	0.0%
00427		2	0.0%
00428		3	0.0%
00429		1	0.0%
00430		4	0.0%
00433		2	0.0%
00434		2	0.0%
00435		5	0.0%
00437		1	0.0%
00438		3	0.0%
00440		4	0.0%
00441		2	0.0%
00442		2	0.0%
00443		1	0.0%
00444		3	0.0%
00445		4	0.0%
00446		1	0.0%
00447		2	0.0%
00448		8	0.0%
00449		7	0.0%
00450		17	0.0%
00452		2	0.0%
00453		1	0.0%
00455		4	0.0%
00458		1	0.0%
00459		1	0.0%
00460		4	0.0%
00461		1	0.0%
00462		2	0.0%
00464		1	0.0%
00465		3	0.0%
00467		2	0.0%
00468		1	0.0%
00470		3	0.0%
00471		1	0.0%
00472		3	0.0%
00474		1	0.0%

## File : 14 Maharashtra

### # H\_ADULT\_M: HIRED ADULT MALE

Value	Label	Cases	Percentage
00475		1	0.0%
00476		2	0.0%
00477		1	0.0%
00479		3	0.0%
00480		3	0.0%
00481		3	0.0%
00482		2	0.0%
00483		2	0.0%
00485		2	0.0%
00487		2	0.0%
00489		1	0.0%
00490		4	0.0%
00491		1	0.0%
00493		2	0.0%
00494		3	0.0%
00495		1	0.0%
00499		7	0.0%
00500		31	0.0%
00501		2	0.0%
00505		2	0.0%
00506		1	0.0%
00508		1	0.0%
00509		2	0.0%
00510		4	0.0%
00511		1	0.0%
00513		2	0.0%
00515		2	0.0%
00516		1	0.0%
00517		1	0.0%
00519		1	0.0%
00520		1	0.0%
00521		2	0.0%
00522		3	0.0%
00523		1	0.0%
00525		1	0.0%
00526		1	0.0%
00527		1	0.0%
00528		2	0.0%
00529		1	0.0%
00530		2	0.0%
00531		1	0.0%
00532		2	0.0%
00534		1	0.0%

**File : 14 Maharashtra****# H\_ADULT\_M: HIRED ADULT MALE**

<b>Value</b>	<b>Label</b>	<b>Cases</b>	<b>Percentage</b>
00535		1	0.0%
00536		4	0.0%
00538		1	0.0%
00539		1	0.0%
00540		2	0.0%
00544		1	0.0%
00545		1	0.0%
00546		2	0.0%
00547		2	0.0%
00549		1	0.0%
00550		9	0.0%
00552		1	0.0%
00554		1	0.0%
00558		1	0.0%
00559		1	0.0%
00560		1	0.0%
00561		1	0.0%
00562		1	0.0%
00563		2	0.0%
00567		2	0.0%
00568		1	0.0%
00570		4	0.0%
00571		1	0.0%
00574		3	0.0%
00576		3	0.0%
00578		1	0.0%
00580		1	0.0%
00584		1	0.0%
00586		2	0.0%
00587		1	0.0%
00589		1	0.0%
00590		2	0.0%
00591		1	0.0%
00594		1	0.0%
00596		2	0.0%
00597		1	0.0%
00598		3	0.0%
00600		12	0.0%
00601		1	0.0%
00602		1	0.0%
00603		1	0.0%
00604		1	0.0%
00605		1	0.0%

**File : 14 Maharashtra****# H\_ADULT\_M: HIRED ADULT MALE**

<b>Value</b>	<b>Label</b>	<b>Cases</b>	<b>Percentage</b>
00608		1	0.0%
00609		1	0.0%
00610		1	0.0%
00612		2	0.0%
00614		2	0.0%
00615		1	0.0%
00616		1	0.0%
00620		2	0.0%
00621		1	0.0%
00624		1	0.0%
00625		2	0.0%
00628		1	0.0%
00633		3	0.0%
00635		2	0.0%
00637		2	0.0%
00639		2	0.0%
00643		1	0.0%
00644		1	0.0%
00645		3	0.0%
00647		1	0.0%
00650		7	0.0%
00651		1	0.0%
00654		1	0.0%
00656		1	0.0%
00657		2	0.0%
00658		2	0.0%
00659		2	0.0%
00663		2	0.0%
00664		2	0.0%
00665		1	0.0%
00668		3	0.0%
00669		1	0.0%
00670		1	0.0%
00673		1	0.0%
00674		2	0.0%
00675		1	0.0%
00678		1	0.0%
00680		1	0.0%
00681		1	0.0%
00682		1	0.0%
00683		1	0.0%
00684		1	0.0%
00688		3	0.0%

**File : 14 Maharashtra****# H\_ADULT\_M: HIRED ADULT MALE**

<b>Value</b>	<b>Label</b>	<b>Cases</b>	<b>Percentage</b>
00691		1	0.0%
00692		1	0.0%
00694		1	0.0%
00695		1	0.0%
00699		2	0.0%
00700		17	0.0%
00701		2	0.0%
00703		1	0.0%
00708		1	0.0%
00709		1	0.0%
00710		2	0.0%
00715		2	0.0%
00718		2	0.0%
00719		1	0.0%
00720		1	0.0%
00721		1	0.0%
00724		2	0.0%
00725		1	0.0%
00728		2	0.0%
00730		1	0.0%
00732		1	0.0%
00733		1	0.0%
00743		1	0.0%
00745		2	0.0%
00746		1	0.0%
00749		1	0.0%
00750		8	0.0%
00753		1	0.0%
00756		3	0.0%
00758		2	0.0%
00759		1	0.0%
00760		1	0.0%
00771		1	0.0%
00775		3	0.0%
00779		1	0.0%
00785		1	0.0%
00788		1	0.0%
00790		2	0.0%
00800		7	0.0%
00803		1	0.0%
00804		1	0.0%
00805		2	0.0%
00806		1	0.0%



**File : 14 Maharashtra****# H\_ADULT\_M: HIRED ADULT MALE**

<b>Value</b>	<b>Label</b>	<b>Cases</b>	<b>Percentage</b>
00808		2	0.0%
00809		1	0.0%
00813		1	0.0%
00814		1	0.0%
00816		1	0.0%
00819		1	0.0%
00821		1	0.0%
00824		1	0.0%
00825		1	0.0%
00830		2	0.0%
00834		1	0.0%
00835		3	0.0%
00840		1	0.0%
00843		1	0.0%
00845		1	0.0%
00847		1	0.0%
00849		1	0.0%
00850		1	0.0%
00853		1	0.0%
00858		2	0.0%
00863		1	0.0%
00864		1	0.0%
00865		1	0.0%
00875		1	0.0%
00879		1	0.0%
00880		1	0.0%
00884		1	0.0%
00885		1	0.0%
00887		1	0.0%
00888		1	0.0%
00889		1	0.0%
00890		2	0.0%
00897		1	0.0%
00899		2	0.0%
00900		2	0.0%
00902		1	0.0%
00903		1	0.0%
00904		1	0.0%
00908		1	0.0%
00910		2	0.0%
00911		2	0.0%
00912		3	0.0%
00913		1	0.0%

**File : 14 Maharashtra****# H\_ADULT\_M: HIRED ADULT MALE**

<b>Value</b>	<b>Label</b>	<b>Cases</b>	<b>Percentage</b>
00915		1	0.0%
00923		1	0.0%
00926		1	0.0%
00927		1	0.0%
00929		1	0.0%
00930		1	0.0%
00931		1	0.0%
00934		1	0.0%
00936		1	0.0%
00940		1	0.0%
00944		4	0.0%
00947		2	0.0%
00950		2	0.0%
00951		1	0.0%
00953		1	0.0%
00955		1	0.0%
00967		2	0.0%
00970		1	0.0%
00971		1	0.0%
00977		1	0.0%
00980		1	0.0%
00992		2	0.0%
00998		1	0.0%
00999		2	0.0%
01000		16	0.0%
01003		1	0.0%
01005		1	0.0%
01012		1	0.0%
01020		1	0.0%
01022		1	0.0%
01024		1	0.0%
01027		1	0.0%
01030		2	0.0%
01032		1	0.0%
01038		1	0.0%
01050		2	0.0%
01054		1	0.0%
01065		1	0.0%
01069		1	0.0%
01070		2	0.0%
01073		1	0.0%
01080		1	0.0%
01082		1	0.0%

**File : 14 Maharashtra****# H\_ADULT\_M: HIRED ADULT MALE**

<b>Value</b>	<b>Label</b>	<b>Cases</b>	<b>Percentage</b>
01090		1	0.0%
01094		2	0.0%
01100		3	0.0%
01101		1	0.0%
01105		1	0.0%
01106		1	0.0%
01107		1	0.0%
01111		1	0.0%
01115		2	0.0%
01117		1	0.0%
01119		1	0.0%
01120		1	0.0%
01122		1	0.0%
01128		2	0.0%
01137		1	0.0%
01138		1	0.0%
01140		2	0.0%
01150		2	0.0%
01151		1	0.0%
01156		1	0.0%
01160		1	0.0%
01169		1	0.0%
01170		1	0.0%
01180		1	0.0%
01183		1	0.0%
01186		1	0.0%
01193		1	0.0%
01198		1	0.0%
01200		9	0.0%
01210		2	0.0%
01211		1	0.0%
01215		1	0.0%
01220		1	0.0%
01228		1	0.0%
01230		1	0.0%
01238		1	0.0%
01240		1	0.0%
01244		1	0.0%
01245		1	0.0%
01250		1	0.0%
01267		1	0.0%
01274		1	0.0%
01286		1	0.0%

**File : 14 Maharashtra****# H\_ADULT\_M: HIRED ADULT MALE**

<b>Value</b>	<b>Label</b>	<b>Cases</b>	<b>Percentage</b>
01290		1	0.0%
01291		1	0.0%
01295		1	0.0%
01297		1	0.0%
01299		1	0.0%
01300		3	0.0%
01307		1	0.0%
01309		1	0.0%
01322		1	0.0%
01333		1	0.0%
01341		1	0.0%
01344		1	0.0%
01347		1	0.0%
01350		1	0.0%
01358		1	0.0%
01364		1	0.0%
01365		1	0.0%
01367		1	0.0%
01376		3	0.0%
01379		1	0.0%
01381		1	0.0%
01384		1	0.0%
01390		2	0.0%
01392		1	0.0%
01395		1	0.0%
01400		2	0.0%
01401		1	0.0%
01406		1	0.0%
01410		1	0.0%
01420		1	0.0%
01427		1	0.0%
01434		1	0.0%
01435		2	0.0%
01436		1	0.0%
01450		1	0.0%
01452		1	0.0%
01453		1	0.0%
01455		1	0.0%
01472		1	0.0%
01499		1	0.0%
01500		6	0.0%
01501		1	0.0%
01502		1	0.0%

**File : 14 Maharashtra****# H\_ADULT\_M: HIRED ADULT MALE**

<b>Value</b>	<b>Label</b>	<b>Cases</b>	<b>Percentage</b>
01506		1	0.0%
01525		1	0.0%
01530		1	0.0%
01550		1	0.0%
01558		2	0.0%
01560		1	0.0%
01572		1	0.0%
01600		1	0.0%
01604		1	0.0%
01613		1	0.0%
01643		1	0.0%
01650		1	0.0%
01656		1	0.0%
01659		1	0.0%
01685		1	0.0%
01686		1	0.0%
01693		1	0.0%
01696		1	0.0%
01700		2	0.0%
01703		1	0.0%
01719		1	0.0%
01720		1	0.0%
01740		1	0.0%
01750		2	0.0%
01778		1	0.0%
01800		3	0.0%
01816		1	0.0%
01837		1	0.0%
01860		1	0.0%
01874		1	0.0%
01880		1	0.0%
01925		1	0.0%
01938		1	0.0%
01943		1	0.0%
01957		1	0.0%
01982		1	0.0%
01985		1	0.0%
01995		1	0.0%
02000		11	0.0%
02015		1	0.0%
02024		1	0.0%
02036		1	0.0%
02040		1	0.0%

**File : 14 Maharashtra****# H\_ADULT\_M: HIRED ADULT MALE**

Value	Label	Cases	Percentage
02044		1	0.0%
02050		1	0.0%
02062		1	0.0%
02074		1	0.0%
02080		1	0.0%
02100		2	0.0%
02107		1	0.0%
02118		1	0.0%
02150		1	0.0%
02152		1	0.0%
02172		1	0.0%
02200		1	0.0%
02201		1	0.0%
02202		1	0.0%
02218		1	0.0%
02249		1	0.0%
02266		1	0.0%
02300		2	0.0%
02310		1	0.0%
02380		1	0.0%
02412		1	0.0%
02414		1	0.0%
02447		1	0.0%
02476		1	0.0%
02496		1	0.0%
02500		5	0.0%
02515		1	0.0%
02531		1	0.0%
02550		1	0.0%
02571		1	0.0%
02620		1	0.0%
02691		1	0.0%
02700		1	0.0%
02720		1	0.0%
02721		1	0.0%
02775		1	0.0%
02786		1	0.0%
02800		3	0.0%
02882		1	0.0%
02890		1	0.0%
02905		1	0.0%
02950		1	0.0%
03000		10	0.0%

**File : 14 Maharashtra****# H\_ADULT\_M: HIRED ADULT MALE**

<b>Value</b>	<b>Label</b>	<b>Cases</b>	<b>Percentage</b>
03017		1	0.0%
03053		1	0.0%
03057		1	0.0%
03086		1	0.0%
03103		1	0.0%
03130		1	0.0%
03191		1	0.0%
03234		1	0.0%
03245		1	0.0%
03344		1	0.0%
03492		1	0.0%
03498		1	0.0%
03500		1	0.0%
03537		1	0.0%
03610		1	0.0%
03649		1	0.0%
03851		1	0.0%
04000		4	0.0%
04151		1	0.0%
04218		1	0.0%
04360		1	0.0%
04478		1	0.0%
04500		1	0.0%
04999		1	0.0%
05000		3	0.0%
05006		1	0.0%
05042		1	0.0%
05123		1	0.0%
05200		1	0.0%
05302		1	0.0%
05310		1	0.0%
05320		1	0.0%
05500		1	0.0%
05865		1	0.0%
05999		1	0.0%
06000		1	0.0%
06172		1	0.0%
06202		1	0.0%
06318		1	0.0%
06435		1	0.0%
07152		1	0.0%
07401		1	0.0%
07518		1	0.0%

## File : 14 Maharashtra

### # H\_ADULT\_M: HIRED ADULT MALE

Value	Label	Cases	Percentage
07578		1	0.0%
07847		1	0.0%
07997		1	0.0%
08000		1	0.0%
08405		1	0.0%
08542		1	0.0%
09833		1	0.0%
12000		1	0.0%
13377		1	0.0%

Warning: these figures indicate the number of cases found in the data file. They cannot be interpreted as summary statistics of the population of interest.

### # H\_ADULT\_F: HIRED ADULT FEMALE

Information	[Type= discrete] [Format=character] [Missing=*]
-------------	---

Statistics [NW/ W]	[Valid=3234022 /-] [Invalid=0 /-]
--------------------	-----------------------------------

Value	Label	Cases	Percentage
00000		3037597	93.9%
00001		69907	2.2%
00002		58941	1.8%
00003		18301	0.6%
00004		11595	0.4%
00005		9060	0.3%
00006		4564	0.1%
00007		3066	0.1%
00008		2833	0.1%
00009		1706	0.1%
00010		3690	0.1%
00011		863	0.0%
00012		1398	0.0%
00013		653	0.0%
00014		682	0.0%
00015		1251	0.0%
00016		479	0.0%
00017		365	0.0%
00018		380	0.0%
00019		271	0.0%
00020		1042	0.0%
00021		197	0.0%
00022		233	0.0%
00023		150	0.0%
00024		162	0.0%
00025		452	0.0%
00026		124	0.0%
00027		120	0.0%
00028		140	0.0%



## File : 14 Maharashtra

### # H\_ADULT\_F: HIRED ADULT FEMALE

Value	Label	Cases	Percentage
00029		103	0.0%
00030		404	0.0%
00031		89	0.0%
00032		96	0.0%
00033		64	0.0%
00034		77	0.0%
00035		151	0.0%
00036		75	0.0%
00037		40	0.0%
00038		71	0.0%
00039		55	0.0%
00040		192	0.0%
00041		64	0.0%
00042		59	0.0%
00043		46	0.0%
00044		45	0.0%
00045		86	0.0%
00046		39	0.0%
00047		41	0.0%
00048		43	0.0%
00049		32	0.0%
00050		215	0.0%
00051		33	0.0%
00052		19	0.0%
00053		19	0.0%
00054		28	0.0%
00055		48	0.0%
00056		27	0.0%
00057		34	0.0%
00058		25	0.0%
00059		21	0.0%
00060		65	0.0%
00061		26	0.0%
00062		21	0.0%
00063		27	0.0%
00064		17	0.0%
00065		25	0.0%
00066		22	0.0%
00067		22	0.0%
00068		17	0.0%
00069		14	0.0%
00070		48	0.0%
00071		17	0.0%

**File : 14 Maharashtra****# H\_ADULT\_F: HIRED ADULT FEMALE**

<b>Value</b>	<b>Label</b>	<b>Cases</b>	<b>Percentage</b>
00072		26	0.0%
00073		12	0.0%
00074		15	0.0%
00075		48	0.0%
00076		9	0.0%
00077		19	0.0%
00078		17	0.0%
00079		8	0.0%
00080		47	0.0%
00081		13	0.0%
00082		9	0.0%
00083		13	0.0%
00084		11	0.0%
00085		17	0.0%
00086		8	0.0%
00087		5	0.0%
00088		9	0.0%
00089		11	0.0%
00090		21	0.0%
00091		8	0.0%
00092		9	0.0%
00093		7	0.0%
00094		8	0.0%
00095		17	0.0%
00096		5	0.0%
00097		8	0.0%
00098		10	0.0%
00099		11	0.0%
00100		58	0.0%
00101		6	0.0%
00102		7	0.0%
00103		5	0.0%
00104		5	0.0%
00105		7	0.0%
00106		4	0.0%
00107		6	0.0%
00108		11	0.0%
00110		18	0.0%
00111		7	0.0%
00112		6	0.0%
00113		7	0.0%
00114		5	0.0%
00115		9	0.0%

**File : 14 Maharashtra****# H\_ADULT\_F: HIRED ADULT FEMALE**

Value	Label	Cases	Percentage
00116		1	0.0%
00117		5	0.0%
00118		3	0.0%
00119		1	0.0%
00120		18	0.0%
00121		8	0.0%
00122		8	0.0%
00123		3	0.0%
00124		5	0.0%
00125		16	0.0%
00126		6	0.0%
00127		4	0.0%
00128		2	0.0%
00129		3	0.0%
00130		5	0.0%
00131		4	0.0%
00132		2	0.0%
00133		5	0.0%
00134		7	0.0%
00135		3	0.0%
00136		2	0.0%
00137		1	0.0%
00138		5	0.0%
00139		2	0.0%
00140		10	0.0%
00141		3	0.0%
00142		5	0.0%
00143		1	0.0%
00144		1	0.0%
00145		2	0.0%
00146		2	0.0%
00147		1	0.0%
00148		3	0.0%
00149		2	0.0%
00150		29	0.0%
00151		1	0.0%
00152		2	0.0%
00153		2	0.0%
00154		1	0.0%
00155		3	0.0%
00156		2	0.0%
00157		3	0.0%
00158		2	0.0%

**File : 14 Maharashtra****# H\_ADULT\_F: HIRED ADULT FEMALE**

<b>Value</b>	<b>Label</b>	<b>Cases</b>	<b>Percentage</b>
00159		2	0.0%
00160		6	0.0%
00161		1	0.0%
00162		3	0.0%
00163		1	0.0%
00164		1	0.0%
00165		5	0.0%
00166		1	0.0%
00168		2	0.0%
00170		2	0.0%
00171		3	0.0%
00172		2	0.0%
00173		1	0.0%
00174		1	0.0%
00175		3	0.0%
00176		3	0.0%
00177		3	0.0%
00178		2	0.0%
00179		3	0.0%
00180		9	0.0%
00181		2	0.0%
00182		4	0.0%
00183		2	0.0%
00184		1	0.0%
00185		1	0.0%
00186		1	0.0%
00187		1	0.0%
00190		5	0.0%
00191		3	0.0%
00192		1	0.0%
00193		1	0.0%
00194		3	0.0%
00195		3	0.0%
00196		1	0.0%
00197		2	0.0%
00198		2	0.0%
00199		1	0.0%
00200		27	0.0%
00202		3	0.0%
00203		1	0.0%
00204		2	0.0%
00205		1	0.0%
00206		2	0.0%

**File : 14 Maharashtra****# H\_ADULT\_F: HIRED ADULT FEMALE**

<b>Value</b>	<b>Label</b>	<b>Cases</b>	<b>Percentage</b>
00207		1	0.0%
00208		3	0.0%
00209		1	0.0%
00210		5	0.0%
00211		1	0.0%
00213		2	0.0%
00214		1	0.0%
00215		1	0.0%
00216		1	0.0%
00217		1	0.0%
00218		1	0.0%
00219		1	0.0%
00220		4	0.0%
00222		1	0.0%
00223		2	0.0%
00225		1	0.0%
00226		1	0.0%
00227		2	0.0%
00228		1	0.0%
00231		2	0.0%
00232		1	0.0%
00233		1	0.0%
00234		2	0.0%
00235		3	0.0%
00236		1	0.0%
00237		1	0.0%
00240		1	0.0%
00241		1	0.0%
00242		3	0.0%
00243		1	0.0%
00244		1	0.0%
00246		1	0.0%
00248		2	0.0%
00249		1	0.0%
00250		10	0.0%
00253		1	0.0%
00254		2	0.0%
00255		1	0.0%
00256		1	0.0%
00257		1	0.0%
00259		1	0.0%
00260		2	0.0%
00262		2	0.0%

**File : 14 Maharashtra****# H\_ADULT\_F: HIRED ADULT FEMALE**

<b>Value</b>	<b>Label</b>	<b>Cases</b>	<b>Percentage</b>
00267		3	0.0%
00268		4	0.0%
00269		1	0.0%
00271		1	0.0%
00274		1	0.0%
00275		2	0.0%
00277		2	0.0%
00278		1	0.0%
00282		1	0.0%
00283		3	0.0%
00290		2	0.0%
00294		1	0.0%
00297		1	0.0%
00298		1	0.0%
00300		16	0.0%
00301		1	0.0%
00303		1	0.0%
00304		1	0.0%
00308		1	0.0%
00310		1	0.0%
00311		3	0.0%
00313		2	0.0%
00318		2	0.0%
00320		2	0.0%
00325		2	0.0%
00327		2	0.0%
00329		2	0.0%
00330		1	0.0%
00341		2	0.0%
00342		1	0.0%
00345		1	0.0%
00348		1	0.0%
00350		4	0.0%
00351		1	0.0%
00353		1	0.0%
00354		1	0.0%
00356		1	0.0%
00362		1	0.0%
00365		2	0.0%
00366		1	0.0%
00367		1	0.0%
00370		3	0.0%
00372		1	0.0%

**File : 14 Maharashtra****# H\_ADULT\_F: HIRED ADULT FEMALE**

<b>Value</b>	<b>Label</b>	<b>Cases</b>	<b>Percentage</b>
00373		1	0.0%
00375		1	0.0%
00377		1	0.0%
00379		1	0.0%
00381		1	0.0%
00385		1	0.0%
00389		1	0.0%
00390		1	0.0%
00392		1	0.0%
00393		1	0.0%
00395		1	0.0%
00400		7	0.0%
00401		1	0.0%
00402		3	0.0%
00411		1	0.0%
00417		2	0.0%
00418		1	0.0%
00421		1	0.0%
00422		2	0.0%
00423		1	0.0%
00426		1	0.0%
00433		1	0.0%
00440		1	0.0%
00448		1	0.0%
00450		2	0.0%
00453		1	0.0%
00460		1	0.0%
00471		1	0.0%
00475		1	0.0%
00476		1	0.0%
00480		1	0.0%
00496		1	0.0%
00500		4	0.0%
00511		1	0.0%
00512		1	0.0%
00525		1	0.0%
00528		2	0.0%
00530		1	0.0%
00543		1	0.0%
00576		1	0.0%
00579		1	0.0%
00588		1	0.0%
00590		1	0.0%

## File : 14 Maharashtra

### # H\_ADULT\_F: HIRED ADULT FEMALE

Value	Label	Cases	Percentage
00595		1	0.0%
00600		2	0.0%
00603		1	0.0%
00605		1	0.0%
00609		1	0.0%
00630		1	0.0%
00633		1	0.0%
00634		1	0.0%
00642		1	0.0%
00651		1	0.0%
00652		1	0.0%
00660		1	0.0%
00684		1	0.0%
00713		1	0.0%
00721		1	0.0%
00725		1	0.0%
00734		1	0.0%
00750		2	0.0%
00786		2	0.0%
00800		2	0.0%
00817		1	0.0%
00832		1	0.0%
00897		1	0.0%
00925		1	0.0%
00930		1	0.0%
01025		1	0.0%
01036		1	0.0%
01157		1	0.0%
01262		1	0.0%
01300		1	0.0%
01361		1	0.0%
01692		1	0.0%
01900		1	0.0%
02094		1	0.0%
02109		1	0.0%
02400		1	0.0%
02555		1	0.0%
03542		1	0.0%
06610		1	0.0%

Warning: these figures indicate the number of cases found in the data file. They cannot be interpreted as summary statistics of the population of interest.

### # H\_CHILD\_M: HIRED CHIELD MALE

<b>Information</b>	[Type= discrete] [Format=character] [Missing=*]
<b>Statistics [NW/ W]</b>	[Valid=3234022 /-] [Invalid=0 /-]



## File : 14 Maharashtra

### # H\_CHILD\_M: HIRED CHIELD MALE

Value	Label	Cases	Percentage
00000		3181495	98.4%
00001		30455	0.9%
00002		14400	0.4%
00003		3840	0.1%
00004		1646	0.1%
00005		1005	0.0%
00006		302	0.0%
00007		174	0.0%
00008		160	0.0%
00009		68	0.0%
00010		188	0.0%
00011		23	0.0%
00012		45	0.0%
00013		10	0.0%
00014		10	0.0%
00015		61	0.0%
00016		7	0.0%
00017		9	0.0%
00018		3	0.0%
00019		5	0.0%
00020		46	0.0%
00021		6	0.0%
00022		5	0.0%
00025		21	0.0%
00026		2	0.0%
00028		1	0.0%
00029		1	0.0%
00030		9	0.0%
00035		1	0.0%
00040		4	0.0%
00045		2	0.0%
00048		1	0.0%
00049		1	0.0%
00050		7	0.0%
00055		1	0.0%
00065		1	0.0%
00070		1	0.0%
00075		2	0.0%
00099		1	0.0%
00100		2	0.0%
00198		1	0.0%

Warning: these figures indicate the number of cases found in the data file. They cannot be interpreted as summary statistics of the population of interest.

## File : 14 Maharashtra

### # H\_CHILD\_F: HIRED CHIELD FEMALE

**Information** [Type= discrete] [Format=character] [Missing=\*]

**Statistics [NW/ W]** [Valid=3234022 /-] [Invalid=0 /-]

Value	Label	Cases	Percentage
00000		3228135	99.8%
00001		2914	0.1%
00002		1591	0.0%
00003		550	0.0%
00004		273	0.0%
00005		224	0.0%
00006		68	0.0%
00007		41	0.0%
00008		45	0.0%
00009		10	0.0%
00010		106	0.0%
00011		3	0.0%
00012		8	0.0%
00013		2	0.0%
00014		3	0.0%
00015		11	0.0%
00016		3	0.0%
00017		1	0.0%
00018		2	0.0%
00019		1	0.0%
00020		9	0.0%
00023		2	0.0%
00025		6	0.0%
00032		2	0.0%
00033		1	0.0%
00035		1	0.0%
00050		3	0.0%
00060		1	0.0%
00070		1	0.0%
00100		4	0.0%
00150		1	0.0%

*Warning: these figures indicate the number of cases found in the data file. They cannot be interpreted as summary statistics of the population of interest.*

### # T\_HIRED: TOTAL OF HIRED

**Information** [Type= discrete] [Format=character] [Missing=\*]

**Statistics [NW/ W]** [Valid=3234022 /-] [Invalid=0 /-]

### # REMAKS: REMARKS

**Information** [Type= discrete] [Format=character] [Missing=\*]

**Statistics [NW/ W]** [Valid=0 /-] [Invalid=0 /-]

## File : 14 Maharashtra

### # TYPE\_ENTERP: TYPE OF ENTERPRISE

**Information** [Type= discrete] [Format=character] [Missing=\*]

**Statistics [NW/ W]** [Valid=3234022 /-] [Invalid=0 /-]

Value	Label	Cases	Percentage
1		2263188	70.0%
2		758222	23.4%
3		212612	6.6%

*Warning: these figures indicate the number of cases found in the data file. They cannot be interpreted as summary statistics of the population of interest.*

### # MAJOR\_ACT: MAJOR ACTIVITY CODE

**Information** [Type= discrete] [Format=character] [Missing=\*]

**Statistics [NW/ W]** [Valid=3234022 /-] [Invalid=0 /-]

Value	Label	Cases	Percentage
01		469408	14.5%
02		48124	1.5%
04		2868	0.1%
05		443845	13.7%
06		1271	0.0%
07		58308	1.8%
08		87642	2.7%
09		1086605	33.6%
10		123308	3.8%
11		119462	3.7%
12		10864	0.3%
13		24794	0.8%
14		112874	3.5%
15		644649	19.9%

*Warning: these figures indicate the number of cases found in the data file. They cannot be interpreted as summary statistics of the population of interest.*

### # SIZE\_EMP1: SIZE OF EMPLOYMENT CODE-

**Information** [Type= discrete] [Format=character] [Missing=\*]

**Statistics [NW/ W]** [Valid=3234022 /-] [Invalid=0 /-]

Value	Label	Cases	Percentage
1	Employee size 0 to 1	1536699	47.5%
2	Employee size 2	958529	29.6%
3	Employee size 3	291501	9.0%
4	Employee size 4	146654	4.5%
5	Employee size 5	76964	2.4%
6	Employee size 6 to 9	114751	3.5%
7	Employee size >9	108924	3.4%

*Warning: these figures indicate the number of cases found in the data file. They cannot be interpreted as summary statistics of the population of interest.*

### # SIZE\_EMP2: SIZE OF EMPLOYMENT CODE-

**Information** [Type= discrete] [Format=character] [Missing=\*]

**Statistics [NW/ W]** [Valid=3234022 /-] [Invalid=0 /-]

## File : 14 Maharashtra

### # SIZE\_EMP2: SIZE OF EMPLOYMENT CODE-

Value	Label	Cases	Percentage
01	Employee size 0 to 1	1536699	47.5%
02	Employee size 2	958529	29.6%
03	Employee size 3	291501	9.0%
04	Employee size 4	146654	4.5%
05	Employee size 5	76964	2.4%
07	Employee size 6 to 9	114751	3.5%
08	Employee size 10 to 14	46777	1.4%
09	Employee size 15 to 19	18787	0.6%
10	Employee size 20 to 24	11102	0.3%
11	Employee size 25 to 49	19149	0.6%
12	Employee size 50 to 99	7395	0.2%
13	Employee size 100 to 199	3094	0.1%
14	Employee size 200 to 499	1728	0.1%
15	Employee size >=500	892	0.0%

*Warning: these figures indicate the number of cases found in the data file. They cannot be interpreted as summary statistics of the population of interest.*

### # FITTER: FILLER

<b>Information</b>	[Type= discrete] [Format=character] [Missing=*]
<b>Statistics [NW/ W]</b>	[Valid=0 /-] [Invalid=0 /-]

## File : 15 Manipur

### # FILE\_ID: FILE-ID

Information [Type= discrete] [Format=character] [Missing=\*]

Statistics [NW/ W] [Valid=80489 /-] [Invalid=0 /-]

Value	Label	Cases	Percentage
EC98AD		80489	100.0%

Warning: these figures indicate the number of cases found in the data file. They cannot be interpreted as summary statistics of the population of interest.

### # ID\_NO: IDENTIFICATION NO (ID NO)

Information [Type= discrete] [Format=character] [Missing=\*]

Statistics [NW/ W] [Valid=80489 /-] [Invalid=0 /-]

### # ST: STATE CODE

Information [Type= discrete] [Format=character] [Missing=\*]

Statistics [NW/ W] [Valid=80489 /-] [Invalid=0 /-]

Value	Label	Cases	Percentage
15	Manipur	80489	100.0%

Warning: these figures indicate the number of cases found in the data file. They cannot be interpreted as summary statistics of the population of interest.

### # DT: DISTRICT CODE

Information [Type= discrete] [Format=character] [Missing=\*]

Statistics [NW/ W] [Valid=80489 /-] [Invalid=0 /-]

Value	Label	Cases	Percentage
01	SENAPATI	4806	6.0%
02	TAMENGLONG	1435	1.8%
03	CHURACHANDPUR	3160	3.9%
04	CHANDEL	3042	3.8%
05	THOUBAL	12750	15.8%
06	BISHNUPUR	12143	15.1%
07	IMPHAL WEST	28695	35.7%
08	UKHRUL	2581	3.2%
09	IMPHAL EAST	11877	14.8%

Warning: these figures indicate the number of cases found in the data file. They cannot be interpreted as summary statistics of the population of interest.

### # TEH: TEHSIL CODE

Information [Type= discrete] [Format=character] [Missing=\*]

Statistics [NW/ W] [Valid=80489 /-] [Invalid=0 /-]

Value	Label	Cases	Percentage
000		37469	46.6%
001		12640	15.7%
002		14641	18.2%
003		10086	12.5%
004		5067	6.3%
005		586	0.7%

Warning: these figures indicate the number of cases found in the data file. They cannot be interpreted as summary statistics of the population of interest.

### # CD\_BLOCK: CD BLOCK

Information [Type= discrete] [Format=character] [Missing=\*]

## File : 15 Manipur

### # CD\_BLOCK: CD BLOCK

Statistics [NW/ W] [Valid=80489 /-] [Invalid=0 /-]

Value	Label	Cases	Percentage
00		37469	46.6%
01		19530	24.3%
02		14641	18.2%
03		5689	7.1%
04		2590	3.2%
05		414	0.5%
06		156	0.2%

Warning: these figures indicate the number of cases found in the data file. They cannot be interpreted as summary statistics of the population of interest.

### # SECTOR: SECTOR CODE

Information [Type= discrete] [Format=character] [Missing=\*]

Statistics [NW/ W] [Valid=80489 /-] [Invalid=0 /-]

Value	Label	Cases	Percentage
1	Rural	43020	53.4%
2	Urban	37469	46.6%

Warning: these figures indicate the number of cases found in the data file. They cannot be interpreted as summary statistics of the population of interest.

### # V\_C: VILLAGE CODE

Information [Type= discrete] [Format=character] [Missing=\*]

Statistics [NW/ W] [Valid=80489 /-] [Invalid=0 /-]

Value	Label	Cases	Percentage
001		1427	1.8%
002		2089	2.6%
003		1327	1.6%
004		1350	1.7%
005		1528	1.9%
006		908	1.1%
007		1850	2.3%
008		1368	1.7%
009		1193	1.5%
010		1255	1.6%
011		1509	1.9%
012		1702	2.1%
013		1158	1.4%
014		1023	1.3%
015		5264	6.5%
016		1361	1.7%
017		18166	22.6%
018		907	1.1%
019		648	0.8%
020		713	0.9%
021		642	0.8%
022		485	0.6%

## File : 15 Manipur

### # V\_C: VILLAGE CODE

Value	Label	Cases	Percentage
023		535	0.7%
024		411	0.5%
025		1674	2.1%
026		676	0.8%
027		524	0.7%
028		464	0.6%
029		739	0.9%
030		621	0.8%
031		415	0.5%
032		308	0.4%
033		204	0.3%
034		463	0.6%
035		2391	3.0%
036		258	0.3%
037		256	0.3%
038		236	0.3%
039		400	0.5%
040		321	0.4%
041		410	0.5%
042		354	0.4%
043		230	0.3%
044		212	0.3%
045		3835	4.8%
046		416	0.5%
047		213	0.3%
048		463	0.6%
049		224	0.3%
050		107	0.1%
051		148	0.2%
052		158	0.2%
053		83	0.1%
054		131	0.2%
055		1684	2.1%
056		131	0.2%
057		134	0.2%
058		144	0.2%
059		104	0.1%
060		94	0.1%
061		149	0.2%
062		97	0.1%
063		110	0.1%
064		141	0.2%
065		2337	2.9%

## File : 15 Manipur

### # V\_C: VILLAGE CODE

Value	Label	Cases	Percentage
066		56	0.1%
067		47	0.1%
068		47	0.1%
069		26	0.0%
070		29	0.0%
071		22	0.0%
072		32	0.0%
073		45	0.1%
074		31	0.0%
075		671	0.8%
076		3698	4.6%
077		53	0.1%
078		24	0.0%
079		169	0.2%
080		22	0.0%
081		13	0.0%
082		12	0.0%
083		25	0.0%
084		557	0.7%
085		332	0.4%
086		38	0.0%
087		23	0.0%
088		30	0.0%
089		32	0.0%
090		19	0.0%
091		13	0.0%
092		29	0.0%
093		41	0.1%
094		30	0.0%
095		760	0.9%
096		31	0.0%
097		12	0.0%
098		11	0.0%
099		21	0.0%
100		15	0.0%
101		8	0.0%
102		28	0.0%
103		27	0.0%
104		139	0.2%
105		54	0.1%
106		47	0.1%
107		295	0.4%
108		29	0.0%



**File : 15 Manipur****# V\_C: VILLAGE CODE**

<b>Value</b>	<b>Label</b>	<b>Cases</b>	<b>Percentage</b>
109		26	0.0%
110		18	0.0%
111		8	0.0%
112		10	0.0%
113		18	0.0%
114		12	0.0%
115		18	0.0%
116		26	0.0%
117		11	0.0%
118		26	0.0%
119		14	0.0%
120		59	0.1%
121		17	0.0%
122		35	0.0%
123		35	0.0%
124		12	0.0%
125		33	0.0%
126		19	0.0%
127		14	0.0%
128		21	0.0%
129		6	0.0%
130		5	0.0%
131		21	0.0%
132		1	0.0%
133		10	0.0%
134		13	0.0%
135		19	0.0%
136		17	0.0%
137		15	0.0%
138		7	0.0%
139		6	0.0%
140		15	0.0%
141		8	0.0%
142		5	0.0%
143		20	0.0%
144		9	0.0%
145		21	0.0%
146		15	0.0%
147		11	0.0%
148		17	0.0%
149		12	0.0%
150		39	0.0%
151		15	0.0%

**File : 15 Manipur****# V\_C: VILLAGE CODE**

<b>Value</b>	<b>Label</b>	<b>Cases</b>	<b>Percentage</b>
152		10	0.0%
153		8	0.0%
154		9	0.0%
155		9	0.0%
156		19	0.0%
157		8	0.0%
158		16	0.0%
159		12	0.0%
160		4	0.0%
161		13	0.0%
162		25	0.0%
163		16	0.0%
164		2	0.0%
165		13	0.0%
166		10	0.0%
167		14	0.0%
168		7	0.0%
169		8	0.0%
170		6	0.0%
171		8	0.0%
172		5	0.0%
173		6	0.0%
174		30	0.0%
175		9	0.0%
176		6	0.0%
177		11	0.0%
178		7	0.0%
179		9	0.0%
180		17	0.0%
181		12	0.0%
182		20	0.0%
183		82	0.1%
184		10	0.0%
185		15	0.0%
186		10	0.0%
187		7	0.0%
188		25	0.0%
189		10	0.0%
190		17	0.0%
191		1	0.0%
192		10	0.0%
193		22	0.0%
194		10	0.0%

## File : 15 Manipur

### # V\_C: VILLAGE CODE

Value	Label	Cases	Percentage
195		6	0.0%
196		1	0.0%
197		24	0.0%
198		3	0.0%
200		6	0.0%
201		1	0.0%
202		5	0.0%
203		2	0.0%
204		3	0.0%
205		5	0.0%
206		10	0.0%
207		9	0.0%
208		29	0.0%
209		5	0.0%
210		15	0.0%
211		11	0.0%
212		19	0.0%
213		13	0.0%
214		10	0.0%
215		12	0.0%
216		14	0.0%
217		13	0.0%
218		14	0.0%
219		17	0.0%
220		12	0.0%
221		18	0.0%
222		22	0.0%
224		17	0.0%
225		11	0.0%
226		20	0.0%
227		8	0.0%
228		94	0.1%
229		7	0.0%
230		2	0.0%
231		9	0.0%
232		13	0.0%
233		9	0.0%
234		8	0.0%
235		1	0.0%
236		4	0.0%
237		5	0.0%
238		4	0.0%
239		8	0.0%

## File : 15 Manipur

### # V\_C: VILLAGE CODE

Value	Label	Cases	Percentage
240		4	0.0%
241		4	0.0%
242		4	0.0%
243		7	0.0%
244		5	0.0%
245		4	0.0%
246		3	0.0%
247		10	0.0%
248		3	0.0%
249		10	0.0%
251		1	0.0%
252		14	0.0%
253		2	0.0%
254		7	0.0%
255		4	0.0%
256		5	0.0%
257		11	0.0%
258		2	0.0%
259		3	0.0%
261		3	0.0%
262		7	0.0%
263		7	0.0%
264		5	0.0%
265		6	0.0%
266		1	0.0%
267		2	0.0%
268		5	0.0%
269		3	0.0%

Warning: these figures indicate the number of cases found in the data file. They cannot be interpreted as summary statistics of the population of interest.

### # WARD: WARD CODE

<b>Information</b>	[Type= discrete] [Format=character] [Missing=*]		
<b>Statistics [NW/ W]</b>	[Valid=80489 /-] [Invalid=0 /-]		
Value	Label	Cases	Percentage
000		79072	98.2%
002		390	0.5%
007		1026	1.3%
888		1	0.0%

Warning: these figures indicate the number of cases found in the data file. They cannot be interpreted as summary statistics of the population of interest.

### # IV\_UNIT: IV UNIT

<b>Information</b>	[Type= discrete] [Format=character] [Missing=*]
<b>Statistics [NW/ W]</b>	[Valid=80489 /-] [Invalid=0 /-]

## File : 15 Manipur

### # IV\_UNIT: IV UNIT

Value	Label	Cases	Percentage
000		43019	53.4%
001		20440	25.4%
002		1583	2.0%
003		1134	1.4%
004		1035	1.3%
005		1163	1.4%
006		821	1.0%
007		1158	1.4%
008		670	0.8%
009		1026	1.3%
010		1368	1.7%
011		6849	8.5%
012		222	0.3%
440		1	0.0%

Warning: these figures indicate the number of cases found in the data file. They cannot be interpreted as summary statistics of the population of interest.

### # UFS\_BLOCK: UFS BLOCK

**Information** [Type= discrete] [Format=character] [Missing=\*]

**Statistics [NW/ W]** [Valid=80489 /-] [Invalid=0 /-]

Value	Label	Cases	Percentage
00		43019	53.4%
01		1731	2.2%
02		1734	2.2%
03		1947	2.4%
04		2177	2.7%
05		1898	2.4%
06		1834	2.3%
07		1579	2.0%
08		2022	2.5%
09		1651	2.1%
10		1026	1.3%
11		1380	1.7%
12		1495	1.9%
13		1861	2.3%
14		4350	5.4%
15		931	1.2%
16		1005	1.2%
17		1247	1.5%
18		1357	1.7%
19		684	0.8%
20		525	0.7%
21		804	1.0%
22		1257	1.6%

## File : 15 Manipur

### # UFS\_BLOCK: UFS BLOCK

Value	Label	Cases	Percentage
23		290	0.4%
24		350	0.4%
25		248	0.3%
26		193	0.2%
27		192	0.2%
28		217	0.3%
29		293	0.4%
30		203	0.3%
31		372	0.5%
32		67	0.1%
33		151	0.2%
34		135	0.2%
35		55	0.1%
36		64	0.1%
37		37	0.0%
38		63	0.1%
39		44	0.1%
90		1	0.0%

*Warning: these figures indicate the number of cases found in the data file. They cannot be interpreted as summary statistics of the population of interest.*

### # P\_NO: PAGE NO

**Information** [Type= discrete] [Format=character] [Missing=\*]

**Statistics [NW/ W]** [Valid=80489 /-] [Invalid=0 /-]

Value	Label	Cases	Percentage
001		14791	18.4%
002		8845	11.0%
003		6859	8.5%
004		5542	6.9%
005		4619	5.7%
006		3879	4.8%
007		3253	4.0%
008		2860	3.6%
009		2473	3.1%
010		2142	2.7%
011		1895	2.4%
012		1676	2.1%
013		1542	1.9%
014		1345	1.7%
015		1174	1.5%
016		1043	1.3%
017		921	1.1%
018		850	1.1%
019		787	1.0%
020		703	0.9%

**File : 15 Manipur**

# P\_NO: PAGE NO

Value	Label	Cases	Percentage
021		663	0.8%
022		622	0.8%
023		562	0.7%
024		530	0.7%
025		480	0.6%
026		448	0.6%
027		421	0.5%
028		393	0.5%
029		345	0.4%
030		320	0.4%
031		307	0.4%
032		293	0.4%
033		273	0.3%
034		256	0.3%
035		235	0.3%
036		210	0.3%
037		191	0.2%
038		189	0.2%
039		174	0.2%
040		161	0.2%
041		159	0.2%
042		153	0.2%
043		141	0.2%
044		128	0.2%
045		119	0.1%
046		114	0.1%
047		105	0.1%
048		98	0.1%
049		91	0.1%
050		89	0.1%
051		84	0.1%
052		84	0.1%
053		84	0.1%
054		84	0.1%
055		84	0.1%
056		78	0.1%
057		77	0.1%
058		77	0.1%
059		77	0.1%
060		71	0.1%
061		63	0.1%
062		60	0.1%
063		56	0.1%

**File : 15 Manipur**

# P\_NO: PAGE NO

Value	Label	Cases	Percentage
064		52	0.1%
065		49	0.1%
066		48	0.1%
067		42	0.1%
068		42	0.1%
069		42	0.1%
070		42	0.1%
071		42	0.1%
072		42	0.1%
073		42	0.1%
074		42	0.1%
075		42	0.1%
076		42	0.1%
077		42	0.1%
078		41	0.1%
079		35	0.0%
080		35	0.0%
081		35	0.0%
082		29	0.0%
083		28	0.0%
084		24	0.0%
085		21	0.0%
086		21	0.0%
087		21	0.0%
088		21	0.0%
089		21	0.0%
090		21	0.0%
091		21	0.0%
092		21	0.0%
093		21	0.0%
094		21	0.0%
095		21	0.0%
096		21	0.0%
097		19	0.0%
098		14	0.0%
099		14	0.0%
100		14	0.0%
101		14	0.0%
102		14	0.0%
103		14	0.0%
104		14	0.0%
105		14	0.0%
106		14	0.0%



**File : 15 Manipur**

# P\_NO: PAGE NO

Value	Label	Cases	Percentage
107		14	0.0%
108		14	0.0%
109		14	0.0%
110		14	0.0%
111		14	0.0%
112		14	0.0%
113		14	0.0%
114		14	0.0%
115		14	0.0%
116		14	0.0%
117		14	0.0%
118		14	0.0%
119		14	0.0%
120		14	0.0%
121		14	0.0%
122		14	0.0%
123		14	0.0%
124		14	0.0%
125		14	0.0%
126		14	0.0%
127		14	0.0%
128		14	0.0%
129		14	0.0%
130		14	0.0%
131		14	0.0%
132		14	0.0%
133		14	0.0%
134		14	0.0%
135		10	0.0%
136		7	0.0%
137		7	0.0%
138		7	0.0%
139		7	0.0%
140		7	0.0%
141		7	0.0%
142		7	0.0%
143		7	0.0%
144		7	0.0%
145		7	0.0%
146		7	0.0%
147		7	0.0%
148		7	0.0%
149		7	0.0%

**File : 15 Manipur**

# P\_NO: PAGE NO

Value	Label	Cases	Percentage
150		7	0.0%
151		7	0.0%
152		7	0.0%
153		7	0.0%
154		7	0.0%
155		7	0.0%
156		7	0.0%
157		7	0.0%
158		7	0.0%
159		7	0.0%
160		7	0.0%
161		7	0.0%
162		7	0.0%
163		7	0.0%
164		7	0.0%
165		7	0.0%
166		7	0.0%
167		7	0.0%
168		7	0.0%
169		7	0.0%
170		7	0.0%
171		7	0.0%
172		7	0.0%
173		7	0.0%
174		7	0.0%
175		7	0.0%
176		7	0.0%
177		7	0.0%
178		7	0.0%
179		7	0.0%
180		7	0.0%
181		7	0.0%
182		7	0.0%
183		7	0.0%
184		7	0.0%
185		7	0.0%
186		7	0.0%
187		7	0.0%
188		7	0.0%
189		7	0.0%
190		7	0.0%
191		7	0.0%
192		7	0.0%

**File : 15 Manipur**

# P\_NO: PAGE NO

Value	Label	Cases	Percentage
193		7	0.0%
194		7	0.0%
195		7	0.0%
196		7	0.0%
197		7	0.0%
198		7	0.0%
199		7	0.0%
200		7	0.0%
201		7	0.0%
202		7	0.0%
203		7	0.0%
204		7	0.0%
205		7	0.0%
206		7	0.0%
207		7	0.0%
208		7	0.0%
209		7	0.0%
210		7	0.0%
211		7	0.0%
212		7	0.0%
213		7	0.0%
214		7	0.0%
215		7	0.0%
216		7	0.0%
217		7	0.0%
218		7	0.0%
219		7	0.0%
220		7	0.0%
221		7	0.0%
222		7	0.0%
223		7	0.0%
224		7	0.0%
225		7	0.0%
226		7	0.0%
227		7	0.0%
228		7	0.0%
229		7	0.0%
230		7	0.0%
231		7	0.0%
232		7	0.0%
233		7	0.0%
234		7	0.0%
235		7	0.0%

**File : 15 Manipur**

# P\_NO: PAGE NO

Value	Label	Cases	Percentage
236		7	0.0%
237		7	0.0%
238		7	0.0%
239		7	0.0%
240		7	0.0%
241		7	0.0%
242		7	0.0%
243		7	0.0%
244		7	0.0%
245		7	0.0%
246		7	0.0%
247		7	0.0%
248		7	0.0%
249		7	0.0%
250		7	0.0%
251		7	0.0%
252		7	0.0%
253		7	0.0%
254		7	0.0%
255		7	0.0%
256		7	0.0%
257		7	0.0%
258		7	0.0%
259		7	0.0%
260		7	0.0%
261		7	0.0%
262		7	0.0%
263		7	0.0%
264		7	0.0%
265		7	0.0%
266		7	0.0%
267		7	0.0%
268		7	0.0%
269		7	0.0%
270		7	0.0%
271		7	0.0%
272		7	0.0%
273		7	0.0%
274		7	0.0%
275		7	0.0%
276		7	0.0%
277		7	0.0%
278		7	0.0%

**File : 15 Manipur**

# P\_NO: PAGE NO

Value	Label	Cases	Percentage
279		7	0.0%
280		7	0.0%
281		7	0.0%
282		7	0.0%
283		7	0.0%
284		7	0.0%
285		7	0.0%
286		7	0.0%
287		7	0.0%
288		7	0.0%
289		7	0.0%
290		7	0.0%
291		7	0.0%
292		7	0.0%
293		7	0.0%
294		7	0.0%
295		7	0.0%
296		7	0.0%
297		7	0.0%
298		7	0.0%
299		7	0.0%
300		7	0.0%
301		7	0.0%
302		7	0.0%
303		7	0.0%
304		7	0.0%
305		7	0.0%
306		7	0.0%
307		7	0.0%
308		7	0.0%
309		7	0.0%
310		7	0.0%
311		7	0.0%
312		7	0.0%
313		7	0.0%
314		7	0.0%
315		7	0.0%
316		7	0.0%
317		7	0.0%
318		7	0.0%
319		7	0.0%
320		7	0.0%
321		7	0.0%

**File : 15 Manipur**

# P\_NO: PAGE NO

Value	Label	Cases	Percentage
322		7	0.0%
323		7	0.0%
324		7	0.0%
325		7	0.0%
326		7	0.0%
327		7	0.0%
328		7	0.0%
329		7	0.0%
330		7	0.0%
331		7	0.0%
332		7	0.0%
333		7	0.0%
334		7	0.0%
335		7	0.0%
336		7	0.0%
337		7	0.0%
338		7	0.0%
339		7	0.0%
340		7	0.0%
341		7	0.0%
342		7	0.0%
343		7	0.0%
344		7	0.0%
345		7	0.0%
346		7	0.0%
347		7	0.0%
348		7	0.0%
349		7	0.0%
350		7	0.0%
351		7	0.0%
352		7	0.0%
353		7	0.0%
354		7	0.0%
355		7	0.0%
356		7	0.0%
357		7	0.0%
358		7	0.0%
359		7	0.0%
360		7	0.0%
361		7	0.0%
362		7	0.0%
363		7	0.0%
364		7	0.0%

**File : 15 Manipur**

# P\_NO: PAGE NO

Value	Label	Cases	Percentage
365		7	0.0%
366		7	0.0%
367		7	0.0%
368		7	0.0%
369		7	0.0%
370		7	0.0%
371		7	0.0%
372		7	0.0%
373		7	0.0%
374		7	0.0%
375		7	0.0%
376		7	0.0%
377		7	0.0%
378		7	0.0%
379		7	0.0%
380		7	0.0%
381		7	0.0%
382		7	0.0%
383		7	0.0%
384		7	0.0%
385		7	0.0%
386		7	0.0%
387		7	0.0%
388		7	0.0%
389		7	0.0%
390		7	0.0%
391		7	0.0%
392		7	0.0%
393		7	0.0%
394		7	0.0%
395		7	0.0%
396		7	0.0%
397		7	0.0%
398		7	0.0%
399		7	0.0%
400		7	0.0%
401		7	0.0%
402		7	0.0%
403		7	0.0%
404		7	0.0%
405		7	0.0%
406		7	0.0%
407		7	0.0%

**File : 15 Manipur**

# P\_NO: PAGE NO

Value	Label	Cases	Percentage
408		7	0.0%
409		7	0.0%
410		7	0.0%
411		7	0.0%
412		7	0.0%
413		7	0.0%
414		7	0.0%
415		7	0.0%
416		7	0.0%
417		7	0.0%
418		7	0.0%
419		7	0.0%
420		7	0.0%
421		7	0.0%
422		7	0.0%
423		7	0.0%
424		7	0.0%
425		7	0.0%
426		7	0.0%
427		7	0.0%
428		7	0.0%
429		7	0.0%
430		7	0.0%
431		7	0.0%
432		7	0.0%
433		7	0.0%
434		7	0.0%
435		7	0.0%
436		7	0.0%
437		7	0.0%
438		7	0.0%
439		7	0.0%
440		7	0.0%
441		7	0.0%
442		7	0.0%
443		7	0.0%
444		7	0.0%
445		7	0.0%
446		7	0.0%
447		7	0.0%
448		7	0.0%
449		7	0.0%
450		7	0.0%



## File : 15 Manipur

### # P\_NO: PAGE NO

Value	Label	Cases	Percentage
451		7	0.0%
452		7	0.0%
453		7	0.0%
454		7	0.0%
455		7	0.0%
456		7	0.0%
457		7	0.0%
458		7	0.0%
459		7	0.0%
460		7	0.0%
461		7	0.0%
462		7	0.0%
463		7	0.0%
464		7	0.0%
465		7	0.0%
466		7	0.0%
467		7	0.0%
468		7	0.0%
469		7	0.0%
470		7	0.0%
471		7	0.0%
472		7	0.0%
473		7	0.0%
474		7	0.0%
475		7	0.0%
476		7	0.0%
477		7	0.0%
478		7	0.0%
479		3	0.0%

Warning: these figures indicate the number of cases found in the data file. They cannot be interpreted as summary statistics of the population of interest.

### # LINE\_NO: LINE NUMBER

<b>Information</b>	[Type= discrete] [Format=character] [Missing=*]
<b>Statistics [NW/ W]</b>	[Valid=80489 /-] [Invalid=0 /-]

### # PREM\_S: PREMISES STATUS

<b>Information</b>	[Type= discrete] [Format=character] [Missing=*]
<b>Statistics [NW/ W]</b>	[Valid=80489 /-] [Invalid=0 /-]

Value	Label	Cases	Percentage
1	Without premises	17506	21.7%
2	With Premises	62983	78.3%

Warning: these figures indicate the number of cases found in the data file. They cannot be interpreted as summary statistics of the population of interest.

### # SRL\_NO: RUNNING SERIAL NUMBER

<b>Information</b>	[Type= discrete] [Format=character] [Missing=*]
--------------------	---

## File : 15 Manipur

### # SRL\_NO: RUNNING SERIAL NUMBER

Statistics [NW/ W] [Valid=80489 /-] [Invalid=0 /-]

### # NIC: NIC

Information [Type= discrete] [Format=character] [Missing=\*]

Statistics [NW/ W] [Valid=80489 /-] [Invalid=0 /-]

Frequency table not shown (1289 Modalities)

### # AGRI\_NON\_AGRI: AGRILAND NON-AGRI.

Information [Type= discrete] [Format=character] [Missing=\*]

Statistics [NW/ W] [Valid=80489 /-] [Invalid=0 /-]

Value	Label	Cases	Percentage
1	Agriculture	6173	7.7%
2	Non-Agriculture	74316	92.3%

Warning: these figures indicate the number of cases found in the data file. They cannot be interpreted as summary statistics of the population of interest.

### # NOP: NATURE OF OPERATION

Information [Type= discrete] [Format=character] [Missing=\*]

Statistics [NW/ W] [Valid=80489 /-] [Invalid=0 /-]

Value	Label	Cases	Percentage
1	Perennial	80214	99.7%
2	Non-Perennial	275	0.3%

Warning: these figures indicate the number of cases found in the data file. They cannot be interpreted as summary statistics of the population of interest.

### # OWN\_SHIP: OWNERSHIP CODE

Information [Type= discrete] [Format=character] [Missing=\*]

Statistics [NW/ W] [Valid=80489 /-] [Invalid=0 /-]

Value	Label	Cases	Percentage
1	Private Non-Profit Institutions	5041	6.3%
2	Private Others	70743	87.9%
3	Co-operatives	160	0.2%
4	Governments	4545	5.6%

Warning: these figures indicate the number of cases found in the data file. They cannot be interpreted as summary statistics of the population of interest.

### # SG: SOCIAL GROUP CODE

Information [Type= discrete] [Format=character] [Missing=\*]

Statistics [NW/ W] [Valid=80489 /-] [Invalid=0 /-]

Value	Label	Cases	Percentage
1	ST Female	3403	4.2%
2	ST Male	5908	7.3%
3	SC Female	661	0.8%
4	SC Male	1180	1.5%
5	OBC Female	6732	8.4%
6	OBC Male	10639	13.2%
7	Others Female	15813	19.6%
8	Others Male	26407	32.8%
9	Other than private enterprises	9746	12.1%

## File : 15 Manipur

### # SG: SOCIAL GROUP CODE

*Warning: these figures indicate the number of cases found in the data file. They cannot be interpreted as summary statistics of the population of interest.*

### # P\_F\_USED: POWER/FUEL USED

**Information** [Type= discrete] [Format=character] [Missing=\*]

**Statistics [NW/ W]** [Valid=80489 /-] [Invalid=0 /-]

Value	Label	Cases	Percentage
0		68102	84.6%
1		2562	3.2%
2		1693	2.1%
3		3428	4.3%
4		52	0.1%
5		4362	5.4%
6		202	0.3%
7		76	0.1%
8		1	0.0%
9		11	0.0%

*Warning: these figures indicate the number of cases found in the data file. They cannot be interpreted as summary statistics of the population of interest.*

### # Y\_OPRA: YEAR OF OPERATION

**Information** [Type= discrete] [Format=character] [Missing=\*]

**Statistics [NW/ W]** [Valid=80489 /-] [Invalid=0 /-]

Value	Label	Cases	Percentage
0	Less than 1 year	819	1.0%
1	Completed 1 year	2289	2.8%
2	Completed 2 years	5175	6.4%
3	Completed 3 years	6629	8.2%
4	Completed 4 years	6196	7.7%
5	Completed 5 years	9791	12.2%
6	Completed 6 years	6802	8.5%
7	Completed 7 years	5923	7.4%
8	Completed 8 years	4690	5.8%
9	Completed 9 years or more	32175	40.0%

*Warning: these figures indicate the number of cases found in the data file. They cannot be interpreted as summary statistics of the population of interest.*

### # REGISN: REGISTRATION CODE

**Information** [Type= discrete] [Format=character] [Missing=\*]

**Statistics [NW/ W]** [Valid=80489 /-] [Invalid=0 /-]

Value	Label	Cases	Percentage
00		77955	96.9%
11		8	0.0%
12		1	0.0%
22		2518	3.1%
33		2	0.0%
44		2	0.0%
66		1	0.0%

## File : 15 Manipur

### # REGISN: REGISTRATION CODE

Value	Label	Cases	Percentage
88		1	0.0%
99		1	0.0%

Warning: these figures indicate the number of cases found in the data file. They cannot be interpreted as summary statistics of the population of interest.

### # SOF: SOURCE OF FINANCE

<b>Information</b>	[Type= discrete] [Format=character] [Missing=*]
<b>Statistics [NW/ W]</b>	[Valid=80489 /-] [Invalid=0 /-]

Value	Label	Cases	Percentage
1	Assistance under IRDP	57	0.1%
2	Assistance under other poverty alleviation programs(TRYSEM/DWCARA/toll kits)	84	0.1%
3	Borrowing from institutions	388	0.5%
4	Borrowing from non-instituions	474	0.6%
5	Self financing	69356	86.2%
6	Others	10130	12.6%

Warning: these figures indicate the number of cases found in the data file. They cannot be interpreted as summary statistics of the population of interest.

### # T\_ADULT\_M: TOTAL ADULT MALE

<b>Information</b>	[Type= discrete] [Format=character] [Missing=*]
<b>Statistics [NW/ W]</b>	[Valid=80489 /-] [Invalid=0 /-]

Value	Label	Cases	Percentage
00000		25407	31.6%
00001		36079	44.8%
00002		8604	10.7%
00003		4195	5.2%
00004		2017	2.5%
00005		1036	1.3%
00006		678	0.8%
00007		513	0.6%
00008		319	0.4%
00009		174	0.2%
00010		278	0.3%
00011		145	0.2%
00012		157	0.2%
00013		90	0.1%
00014		72	0.1%
00015		113	0.1%
00016		59	0.1%
00017		26	0.0%
00018		49	0.1%
00019		22	0.0%
00020		51	0.1%
00021		21	0.0%
00022		19	0.0%

## File : 15 Manipur

### # T\_ADULT\_M: TOTAL ADULT MALE

Value	Label	Cases	Percentage
00023		19	0.0%
00024		15	0.0%
00025		23	0.0%
00026		15	0.0%
00027		11	0.0%
00028		7	0.0%
00029		6	0.0%
00030		31	0.0%
00031		4	0.0%
00032		5	0.0%
00033		4	0.0%
00034		5	0.0%
00035		15	0.0%
00036		4	0.0%
00037		4	0.0%
00038		3	0.0%
00039		3	0.0%
00040		22	0.0%
00041		3	0.0%
00042		1	0.0%
00043		2	0.0%
00044		3	0.0%
00045		6	0.0%
00046		3	0.0%
00047		7	0.0%
00048		5	0.0%
00049		2	0.0%
00050		10	0.0%
00051		4	0.0%
00052		3	0.0%
00053		3	0.0%
00054		4	0.0%
00055		2	0.0%
00056		2	0.0%
00057		3	0.0%
00058		2	0.0%
00060		4	0.0%
00061		4	0.0%
00062		2	0.0%
00063		3	0.0%
00065		1	0.0%
00066		2	0.0%
00067		3	0.0%

## File : 15 Manipur

### # T\_ADULT\_M: TOTAL ADULT MALE

Value	Label	Cases	Percentage
00068		1	0.0%
00070		3	0.0%
00071		1	0.0%
00072		2	0.0%
00075		1	0.0%
00077		1	0.0%
00078		3	0.0%
00079		1	0.0%
00080		2	0.0%
00081		3	0.0%
00083		1	0.0%
00085		2	0.0%
00090		1	0.0%
00094		1	0.0%
00096		2	0.0%
00099		2	0.0%
00100		2	0.0%
00103		1	0.0%
00106		1	0.0%
00107		1	0.0%
00108		1	0.0%
00110		3	0.0%
00113		2	0.0%
00115		1	0.0%
00116		1	0.0%
00119		1	0.0%
00120		2	0.0%
00122		1	0.0%
00123		1	0.0%
00124		1	0.0%
00125		1	0.0%
00126		1	0.0%
00130		2	0.0%
00138		1	0.0%
00140		1	0.0%
00144		1	0.0%
00146		1	0.0%
00149		1	0.0%
00150		2	0.0%
00156		1	0.0%
00160		1	0.0%
00165		1	0.0%
00166		1	0.0%

## File : 15 Manipur

### # T\_ADULT\_M: TOTAL ADULT MALE

Value	Label	Cases	Percentage
00168		1	0.0%
00169		1	0.0%
00170		2	0.0%
00171		1	0.0%
00181		1	0.0%
00183		1	0.0%
00220		1	0.0%
00224		1	0.0%
00243		1	0.0%
00258		1	0.0%
00273		1	0.0%
00275		1	0.0%
00289		2	0.0%
00293		1	0.0%
00300		1	0.0%
00389		1	0.0%
00440		1	0.0%
00480		1	0.0%
00629		1	0.0%
00672		1	0.0%
00976		1	0.0%
01313		1	0.0%

Warning: these figures indicate the number of cases found in the data file. They cannot be interpreted as summary statistics of the population of interest.

### # T\_ADULT\_F: TOTAL ADULT FEMALE

Value	Label	Cases	Percentage
00000		37716	46.9%
00001		35325	43.9%
00002		4856	6.0%
00003		935	1.2%
00004		444	0.6%
00005		321	0.4%
00006		156	0.2%
00007		141	0.2%
00008		98	0.1%
00009		63	0.1%
00010		93	0.1%
00011		50	0.1%
00012		36	0.0%
00013		21	0.0%
00014		14	0.0%
00015		30	0.0%

**File : 15 Manipur****# T\_ADULT\_F: TOTAL ADULT FEMALE**

<b>Value</b>	<b>Label</b>	<b>Cases</b>	<b>Percentage</b>
00016		19	0.0%
00017		11	0.0%
00018		9	0.0%
00019		5	0.0%
00020		27	0.0%
00021		6	0.0%
00022		6	0.0%
00023		6	0.0%
00024		2	0.0%
00025		7	0.0%
00026		7	0.0%
00027		3	0.0%
00028		2	0.0%
00029		3	0.0%
00030		10	0.0%
00031		1	0.0%
00032		1	0.0%
00033		1	0.0%
00034		2	0.0%
00035		5	0.0%
00036		1	0.0%
00037		3	0.0%
00039		2	0.0%
00040		7	0.0%
00041		2	0.0%
00042		2	0.0%
00045		2	0.0%
00046		1	0.0%
00047		2	0.0%
00048		1	0.0%
00049		1	0.0%
00050		5	0.0%
00051		1	0.0%
00052		1	0.0%
00053		3	0.0%
00054		1	0.0%
00056		1	0.0%
00058		1	0.0%
00062		1	0.0%
00065		2	0.0%
00068		1	0.0%
00069		1	0.0%
00070		1	0.0%



# File : 15 Manipur

## # T\_ADULT\_F: TOTAL ADULT FEMALE

Value	Label	Cases	Percentage
00077		1	0.0%
00080		1	0.0%
00086		2	0.0%
00096		1	0.0%
00105		1	0.0%
00106		1	0.0%
00120		1	0.0%
00129		1	0.0%
00150		1	0.0%
00176		1	0.0%
00187		1	0.0%
00231		1	0.0%
00751		1	0.0%

Warning: these figures indicate the number of cases found in the data file. They cannot be interpreted as summary statistics of the population of interest.

## # T\_CHILD\_M: TOTAL CHIELD MALE

<b>Information</b>	[Type= discrete] [Format=character] [Missing=*]
<b>Statistics [NW/ W]</b>	[Valid=80489 /-] [Invalid=0 /-]

Value	Label	Cases	Percentage
00000		77544	96.3%
00001		2348	2.9%
00002		475	0.6%
00003		91	0.1%
00004		16	0.0%
00005		6	0.0%
00006		2	0.0%
00008		2	0.0%
00009		1	0.0%
00010		2	0.0%
00016		1	0.0%
00020		1	0.0%

Warning: these figures indicate the number of cases found in the data file. They cannot be interpreted as summary statistics of the population of interest.

## # T\_CHILD\_F: TOTAL CHIELD FEMALE

<b>Information</b>	[Type= discrete] [Format=character] [Missing=*]
<b>Statistics [NW/ W]</b>	[Valid=80489 /-] [Invalid=0 /-]

Value	Label	Cases	Percentage
00000		79526	98.8%
00001		848	1.1%
00002		105	0.1%
00003		9	0.0%
00005		1	0.0%

Warning: these figures indicate the number of cases found in the data file. They cannot be interpreted as summary statistics of the population of interest.

# File : 15 Manipur

# TOT: TOTAL OF TOTAL

Information [Type= discrete] [Format=character] [Missing=\*]

Statistics [NW/ W] [Valid=80489 /-] [Invalid=0 /-]

Value	Label	Cases	Percentage
00001		44725	55.6%
00002		20272	25.2%
00003		6643	8.3%
00004		2816	3.5%
00005		1538	1.9%
00006		945	1.2%
00007		703	0.9%
00008		405	0.5%
00009		256	0.3%
00010		359	0.4%
00011		218	0.3%
00012		204	0.3%
00013		147	0.2%
00014		112	0.1%
00015		157	0.2%
00016		105	0.1%
00017		55	0.1%
00018		65	0.1%
00019		42	0.1%
00020		82	0.1%
00021		41	0.1%
00022		18	0.0%
00023		34	0.0%
00024		31	0.0%
00025		40	0.0%
00026		22	0.0%
00027		18	0.0%
00028		23	0.0%
00029		12	0.0%
00030		40	0.0%
00031		8	0.0%
00032		12	0.0%
00033		15	0.0%
00034		8	0.0%
00035		21	0.0%
00036		12	0.0%
00037		12	0.0%
00038		8	0.0%
00039		4	0.0%
00040		19	0.0%
00041		6	0.0%

**File : 15 Manipur****# TOT: TOTAL OF TOTAL**

<b>Value</b>	<b>Label</b>	<b>Cases</b>	<b>Percentage</b>
00042		4	0.0%
00043		6	0.0%
00044		3	0.0%
00045		7	0.0%
00046		2	0.0%
00047		4	0.0%
00048		5	0.0%
00049		3	0.0%
00050		16	0.0%
00051		2	0.0%
00052		6	0.0%
00053		4	0.0%
00054		1	0.0%
00055		7	0.0%
00057		2	0.0%
00058		2	0.0%
00059		2	0.0%
00060		8	0.0%
00061		3	0.0%
00062		6	0.0%
00063		4	0.0%
00064		3	0.0%
00065		6	0.0%
00066		2	0.0%
00068		1	0.0%
00069		2	0.0%
00070		6	0.0%
00071		1	0.0%
00072		5	0.0%
00073		4	0.0%
00074		2	0.0%
00075		3	0.0%
00076		2	0.0%
00080		2	0.0%
00082		1	0.0%
00083		2	0.0%
00084		1	0.0%
00085		3	0.0%
00086		1	0.0%
00087		1	0.0%
00088		2	0.0%
00090		1	0.0%
00092		2	0.0%

**File : 15 Manipur****# TOT: TOTAL OF TOTAL**

<b>Value</b>	<b>Label</b>	<b>Cases</b>	<b>Percentage</b>
00094		1	0.0%
00096		2	0.0%
00097		1	0.0%
00098		1	0.0%
00099		1	0.0%
00100		2	0.0%
00101		3	0.0%
00102		2	0.0%
00105		1	0.0%
00107		1	0.0%
00109		1	0.0%
00110		2	0.0%
00111		1	0.0%
00112		2	0.0%
00113		1	0.0%
00115		1	0.0%
00116		1	0.0%
00118		2	0.0%
00121		1	0.0%
00122		2	0.0%
00124		1	0.0%
00128		1	0.0%
00129		1	0.0%
00130		2	0.0%
00131		1	0.0%
00135		1	0.0%
00140		1	0.0%
00146		1	0.0%
00150		3	0.0%
00152		1	0.0%
00157		1	0.0%
00160		1	0.0%
00162		1	0.0%
00164		1	0.0%
00165		1	0.0%
00171		1	0.0%
00173		1	0.0%
00175		2	0.0%
00179		2	0.0%
00181		1	0.0%
00182		2	0.0%
00185		1	0.0%
00186		1	0.0%

## File : 15 Manipur

### # TOT: TOTAL OF TOTAL

Value	Label	Cases	Percentage
00188		1	0.0%
00189		1	0.0%
00196		1	0.0%
00197		1	0.0%
00199		1	0.0%
00200		1	0.0%
00205		1	0.0%
00215		1	0.0%
00223		1	0.0%
00235		1	0.0%
00256		1	0.0%
00278		1	0.0%
00298		1	0.0%
00300		1	0.0%
00305		2	0.0%
00315		1	0.0%
00330		1	0.0%
00352		1	0.0%
00361		1	0.0%
00378		1	0.0%
00426		1	0.0%
00445		1	0.0%
00711		1	0.0%
00758		1	0.0%
01152		1	0.0%
01320		1	0.0%
01423		1	0.0%

Warning: these figures indicate the number of cases found in the data file. They cannot be interpreted as summary statistics of the population of interest.

### # H\_ADULT\_M: HIRED ADULT MALE

**Information** [Type= discrete] [Format=character] [Missing=\*]

**Statistics [NW/ W]** [Valid=80489 /-] [Invalid=0 /-]

Value	Label	Cases	Percentage
00000		61843	76.8%
00001		7934	9.9%
00002		3932	4.9%
00003		2127	2.6%
00004		1088	1.4%
00005		780	1.0%
00006		515	0.6%
00007		417	0.5%
00008		263	0.3%
00009		191	0.2%
00010		267	0.3%

# File : 15 Manipur

## # H\_ADULT\_M: HIRED ADULT MALE

Value	Label	Cases	Percentage
00011		125	0.2%
00012		146	0.2%
00013		85	0.1%
00014		72	0.1%
00015		101	0.1%
00016		57	0.1%
00017		24	0.0%
00018		50	0.1%
00019		29	0.0%
00020		50	0.1%
00021		11	0.0%
00022		20	0.0%
00023		19	0.0%
00024		16	0.0%
00025		22	0.0%
00026		13	0.0%
00027		11	0.0%
00028		8	0.0%
00029		12	0.0%
00030		25	0.0%
00031		3	0.0%
00032		5	0.0%
00033		4	0.0%
00034		8	0.0%
00035		13	0.0%
00036		5	0.0%
00037		3	0.0%
00038		4	0.0%
00039		5	0.0%
00040		18	0.0%
00041		3	0.0%
00042		1	0.0%
00043		1	0.0%
00044		4	0.0%
00045		5	0.0%
00046		3	0.0%
00047		9	0.0%
00048		3	0.0%
00049		3	0.0%
00050		11	0.0%
00051		2	0.0%
00052		3	0.0%
00053		3	0.0%

## File : 15 Manipur

### # H\_ADULT\_M: HIRED ADULT MALE

Value	Label	Cases	Percentage
00054		4	0.0%
00055		2	0.0%
00056		2	0.0%
00057		3	0.0%
00058		2	0.0%
00060		5	0.0%
00061		3	0.0%
00062		2	0.0%
00063		3	0.0%
00065		2	0.0%
00066		1	0.0%
00067		3	0.0%
00068		1	0.0%
00069		1	0.0%
00070		2	0.0%
00071		1	0.0%
00072		2	0.0%
00075		1	0.0%
00077		1	0.0%
00078		3	0.0%
00079		1	0.0%
00080		3	0.0%
00081		3	0.0%
00083		1	0.0%
00085		1	0.0%
00090		1	0.0%
00094		1	0.0%
00096		2	0.0%
00098		1	0.0%
00099		1	0.0%
00100		2	0.0%
00103		1	0.0%
00106		1	0.0%
00107		1	0.0%
00108		1	0.0%
00109		1	0.0%
00110		2	0.0%
00113		2	0.0%
00115		1	0.0%
00116		1	0.0%
00119		1	0.0%
00120		2	0.0%
00122		1	0.0%

# File : 15 Manipur

## # H\_ADULT\_M: HIRED ADULT MALE

Value	Label	Cases	Percentage
00123		1	0.0%
00124		1	0.0%
00125		1	0.0%
00126		1	0.0%
00130		2	0.0%
00138		1	0.0%
00140		1	0.0%
00144		1	0.0%
00146		1	0.0%
00149		2	0.0%
00150		1	0.0%
00156		1	0.0%
00160		1	0.0%
00165		1	0.0%
00166		1	0.0%
00168		1	0.0%
00169		1	0.0%
00170		2	0.0%
00171		1	0.0%
00181		1	0.0%
00183		1	0.0%
00220		1	0.0%
00224		1	0.0%
00243		1	0.0%
00258		1	0.0%
00273		1	0.0%
00275		1	0.0%
00289		2	0.0%
00293		1	0.0%
00300		1	0.0%
00389		1	0.0%
00440		1	0.0%
00480		1	0.0%
00629		1	0.0%
00672		1	0.0%
00976		1	0.0%
01313		1	0.0%

Warning: these figures indicate the number of cases found in the data file. They cannot be interpreted as summary statistics of the population of interest.

## # H\_ADULT\_F: HIRED ADULT FEMALE

<b>Information</b>	[Type= discrete] [Format=character] [Missing=*]		
<b>Statistics [NW/ W]</b>	[Valid=80489 /-] [Invalid=0 /-]		
Value	Label	Cases	Percentage
00000		74990	93.2%



# File : 15 Manipur

## # H\_ADULT\_F: HIRED ADULT FEMALE

Value	Label	Cases	Percentage
00001		2069	2.6%
00002		1324	1.6%
00003		577	0.7%
00004		382	0.5%
00005		285	0.4%
00006		142	0.2%
00007		128	0.2%
00008		100	0.1%
00009		65	0.1%
00010		92	0.1%
00011		46	0.1%
00012		35	0.0%
00013		22	0.0%
00014		14	0.0%
00015		30	0.0%
00016		18	0.0%
00017		11	0.0%
00018		10	0.0%
00019		5	0.0%
00020		25	0.0%
00021		6	0.0%
00022		6	0.0%
00023		6	0.0%
00024		2	0.0%
00025		8	0.0%
00026		6	0.0%
00027		3	0.0%
00028		2	0.0%
00029		4	0.0%
00030		10	0.0%
00031		1	0.0%
00032		1	0.0%
00033		1	0.0%
00034		1	0.0%
00035		5	0.0%
00036		1	0.0%
00037		3	0.0%
00039		2	0.0%
00040		7	0.0%
00041		2	0.0%
00042		2	0.0%
00045		2	0.0%
00046		1	0.0%

## File : 15 Manipur

### # H\_ADULT\_F: HIRED ADULT FEMALE

Value	Label	Cases	Percentage
00047		2	0.0%
00048		1	0.0%
00049		1	0.0%
00050		5	0.0%
00051		1	0.0%
00052		1	0.0%
00053		4	0.0%
00056		1	0.0%
00058		1	0.0%
00062		1	0.0%
00065		2	0.0%
00068		1	0.0%
00069		1	0.0%
00070		1	0.0%
00077		1	0.0%
00079		1	0.0%
00086		2	0.0%
00096		1	0.0%
00105		1	0.0%
00106		1	0.0%
00120		1	0.0%
00129		1	0.0%
00150		1	0.0%
00176		1	0.0%
00187		1	0.0%
00231		1	0.0%
00751		1	0.0%

Warning: these figures indicate the number of cases found in the data file. They cannot be interpreted as summary statistics of the population of interest.

### # H\_CHILD\_M: HIRED CHIELD MALE

**Information** [Type= discrete] [Format=character] [Missing=\*]

**Statistics [NW/ W]** [Valid=80489 /-] [Invalid=0 /-]

Value	Label	Cases	Percentage
00000		79351	98.6%
00001		841	1.0%
00002		224	0.3%
00003		48	0.1%
00004		10	0.0%
00005		6	0.0%
00006		2	0.0%
00008		2	0.0%
00009		1	0.0%
00010		2	0.0%
00016		1	0.0%

## File : 15 Manipur

### # H\_CHILD\_M: HIRED CHIELD MALE

Value	Label	Cases	Percentage
00020		1	0.0%

*Warning: these figures indicate the number of cases found in the data file. They cannot be interpreted as summary statistics of the population of interest.*

### # H\_CHILD\_F: HIRED CHIELD FEMALE

<b>Information</b>	[Type= discrete] [Format=character] [Missing=*]
<b>Statistics [NW/ W]</b>	[Valid=80489 /-] [Invalid=0 /-]

Value	Label	Cases	Percentage
00000		80404	99.9%
00001		69	0.1%
00002		11	0.0%
00003		4	0.0%
00005		1	0.0%

*Warning: these figures indicate the number of cases found in the data file. They cannot be interpreted as summary statistics of the population of interest.*

### # T\_HIRED: TOTAL OF HIRED

<b>Information</b>	[Type= discrete] [Format=character] [Missing=*]
<b>Statistics [NW/ W]</b>	[Valid=80489 /-] [Invalid=0 /-]

Value	Label	Cases	Percentage
00000		59998	74.5%
00001		7836	9.7%
00002		4468	5.6%
00003		2366	2.9%
00004		1228	1.5%
00005		861	1.1%
00006		576	0.7%
00007		489	0.6%
00008		310	0.4%
00009		267	0.3%
00010		342	0.4%
00011		192	0.2%
00012		185	0.2%
00013		140	0.2%
00014		110	0.1%
00015		146	0.2%
00016		102	0.1%
00017		52	0.1%
00018		68	0.1%
00019		47	0.1%
00020		76	0.1%
00021		34	0.0%
00022		19	0.0%
00023		36	0.0%
00024		28	0.0%
00025		41	0.1%

## File : 15 Manipur

### # T\_HIRED: TOTAL OF HIRED

Value	Label	Cases	Percentage
00026		20	0.0%
00027		19	0.0%
00028		23	0.0%
00029		14	0.0%
00030		38	0.0%
00031		8	0.0%
00032		12	0.0%
00033		15	0.0%
00034		9	0.0%
00035		20	0.0%
00036		11	0.0%
00037		11	0.0%
00038		8	0.0%
00039		5	0.0%
00040		19	0.0%
00041		5	0.0%
00042		4	0.0%
00043		6	0.0%
00044		4	0.0%
00045		6	0.0%
00046		3	0.0%
00047		5	0.0%
00048		4	0.0%
00049		6	0.0%
00050		14	0.0%
00052		6	0.0%
00053		4	0.0%
00054		1	0.0%
00055		7	0.0%
00057		3	0.0%
00058		1	0.0%
00059		4	0.0%
00060		7	0.0%
00061		2	0.0%
00062		6	0.0%
00063		3	0.0%
00064		3	0.0%
00065		6	0.0%
00066		3	0.0%
00068		2	0.0%
00069		4	0.0%
00070		3	0.0%
00071		1	0.0%

## File : 15 Manipur

### # T\_HIRED: TOTAL OF HIRED

Value	Label	Cases	Percentage
00072		4	0.0%
00073		4	0.0%
00074		2	0.0%
00075		3	0.0%
00076		2	0.0%
00080		2	0.0%
00081		1	0.0%
00083		2	0.0%
00084		1	0.0%
00085		3	0.0%
00086		1	0.0%
00087		1	0.0%
00088		2	0.0%
00090		1	0.0%
00092		2	0.0%
00094		1	0.0%
00096		2	0.0%
00097		1	0.0%
00098		1	0.0%
00099		1	0.0%
00100		4	0.0%
00101		1	0.0%
00102		2	0.0%
00105		1	0.0%
00107		1	0.0%
00109		1	0.0%
00110		2	0.0%
00111		1	0.0%
00112		2	0.0%
00113		1	0.0%
00115		1	0.0%
00116		1	0.0%
00117		1	0.0%
00118		1	0.0%
00121		1	0.0%
00122		2	0.0%
00124		1	0.0%
00128		1	0.0%
00129		1	0.0%
00130		2	0.0%
00131		1	0.0%
00135		1	0.0%
00140		1	0.0%

## File : 15 Manipur

### # T\_HIRED: TOTAL OF HIRED

Value	Label	Cases	Percentage
00146		1	0.0%
00150		3	0.0%
00152		1	0.0%
00157		1	0.0%
00160		1	0.0%
00162		1	0.0%
00164		1	0.0%
00165		1	0.0%
00171		1	0.0%
00173		1	0.0%
00175		2	0.0%
00177		1	0.0%
00179		1	0.0%
00181		1	0.0%
00182		2	0.0%
00185		1	0.0%
00186		1	0.0%
00188		1	0.0%
00189		1	0.0%
00196		1	0.0%
00197		1	0.0%
00199		1	0.0%
00200		2	0.0%
00215		1	0.0%
00223		1	0.0%
00235		1	0.0%
00256		1	0.0%
00278		1	0.0%
00298		1	0.0%
00299		1	0.0%
00305		2	0.0%
00315		1	0.0%
00330		1	0.0%
00352		1	0.0%
00361		1	0.0%
00378		1	0.0%
00426		1	0.0%
00445		1	0.0%
00711		1	0.0%
00758		1	0.0%
01152		1	0.0%
01320		1	0.0%
01423		1	0.0%

Warning: these figures indicate the number of cases found in the data file. They cannot be interpreted as summary statistics of the population of interest.

# File : 15 Manipur

## # REMAKS: REMARKS

Information [Type= discrete] [Format=character] [Missing=\*]

Statistics [NW/ W] [Valid=80489 /-] [Invalid=0 /-]

Value	Label	Cases	Percentage
000		26	0.0%
001		4763	5.9%
002		4047	5.0%
003		3676	4.6%
004		3498	4.3%
005		3677	4.6%
006		3772	4.7%
007		3033	3.8%
008		3056	3.8%
009		3187	4.0%
010		2485	3.1%
011		2451	3.0%
012		2179	2.7%
013		1864	2.3%
014		2367	2.9%
015		2357	2.9%
016		1901	2.4%
017		1656	2.1%
018		991	1.2%
019		1505	1.9%
020		1098	1.4%
021		868	1.1%
022		1062	1.3%
023		940	1.2%
024		1160	1.4%
025		858	1.1%
026		714	0.9%
027		554	0.7%
028		1548	1.9%
029		907	1.1%
030		621	0.8%
031		433	0.5%
032		223	0.3%
033		777	1.0%
034		236	0.3%
035		1208	1.5%
036		496	0.6%
037		506	0.6%
038		266	0.3%
039		812	1.0%
041		285	0.4%

## File : 15 Manipur

### # REMAKS: REMARKS

Value	Label	Cases	Percentage
042		288	0.4%
043		300	0.4%
044		912	1.1%
046		639	0.8%
048		665	0.8%
050		348	0.4%
056		386	0.5%
060		887	1.1%
062		431	0.5%
064		444	0.6%
066		461	0.6%
078		545	0.7%
082		566	0.7%
084		584	0.7%
097		676	0.8%
111		1	0.0%
135		941	1.2%
479		3348	4.2%
716		1	0.0%
749		1	0.0%
820		1	0.0%
821		1	0.0%

Warning: these figures indicate the number of cases found in the data file. They cannot be interpreted as summary statistics of the population of interest.

### # TYPE\_ENTERP: TYPE OF ENTERPRISE

<b>Information</b>	[Type= discrete] [Format=character] [Missing=*]		
<b>Statistics [NW/ W]</b>	[Valid=80489 /-] [Invalid=0 /-]		
Value	Label	Cases	Percentage
1		59998	74.5%
2		16228	20.2%
3		4263	5.3%

Warning: these figures indicate the number of cases found in the data file. They cannot be interpreted as summary statistics of the population of interest.

### # MAJOR\_ACT: MAJOR ACTIVITY CODE

<b>Information</b>	[Type= discrete] [Format=character] [Missing=*]		
<b>Statistics [NW/ W]</b>	[Valid=80489 /-] [Invalid=0 /-]		
Value	Label	Cases	Percentage
01		2418	3.0%
02		3755	4.7%
04		503	0.6%
05		17713	22.0%
06		61	0.1%
07		2395	3.0%
08		614	0.8%



## File : 15 Manipur

### # MAJOR\_ACT: MAJOR ACTIVITY CODE

Value	Label	Cases	Percentage
09		29569	36.7%
10		3883	4.8%
11		2905	3.6%
12		33	0.0%
13		249	0.3%
14		592	0.7%
15		15799	19.6%

Warning: these figures indicate the number of cases found in the data file. They cannot be interpreted as summary statistics of the population of interest.

### # SIZE\_EMP1: SIZE OF EMPLOYMENT CODE-

<b>Information</b>	[Type= discrete] [Format=character] [Missing=*]
<b>Statistics [NW/ W]</b>	[Valid=80489 /-] [Invalid=0 /-]

Value	Label	Cases	Percentage
1	Employee size 0 to 1	44725	55.6%
2	Employee size 2	20272	25.2%
3	Employee size 3	6643	8.3%
4	Employee size 4	2816	3.5%
5	Employee size 5	1538	1.9%
6	Employee size 6 to 9	2309	2.9%
7	Employee size >9	2186	2.7%

Warning: these figures indicate the number of cases found in the data file. They cannot be interpreted as summary statistics of the population of interest.

### # SIZE\_EMP2: SIZE OF EMPLOYMENT CODE-

<b>Information</b>	[Type= discrete] [Format=character] [Missing=*]
<b>Statistics [NW/ W]</b>	[Valid=80489 /-] [Invalid=0 /-]

Value	Label	Cases	Percentage
01	Employee size 0 to 1	44725	55.6%
02	Employee size 2	20272	25.2%
03	Employee size 3	6643	8.3%
04	Employee size 4	2816	3.5%
05	Employee size 5	1538	1.9%
07	Employee size 6 to 9	2309	2.9%
08	Employee size 10 to 14	1040	1.3%
09	Employee size 15 to 19	424	0.5%
10	Employee size 20 to 24	206	0.3%
11	Employee size 25 to 49	314	0.4%
12	Employee size 50 to 99	122	0.2%
13	Employee size 100 to 199	57	0.1%
14	Employee size 200 to 499	18	0.0%
15	Employee size >=500	5	0.0%

Warning: these figures indicate the number of cases found in the data file. They cannot be interpreted as summary statistics of the population of interest.

### # FITTER: FILLER

<b>Information</b>	[Type= discrete] [Format=character] [Missing=*]
<b>Statistics [NW/ W]</b>	[Valid=80489 /-] [Invalid=0 /-]

## File : 15 Manipur

# FITTER: FILLER

Value	Label	Cases	Percentage
0		80489	100.0%

*Warning: these figures indicate the number of cases found in the data file. They cannot be interpreted as summary statistics of the population of interest.*

## File : 16 Meghalaya

### # FILE\_ID: FILE-ID

**Information** [Type= discrete] [Format=character] [Missing=\*]

**Statistics [NW/ W]** [Valid=56497 /-] [Invalid=0 /-]

Value	Label	Cases	Percentage
EC98AD		56497	100.0%

*Warning: these figures indicate the number of cases found in the data file. They cannot be interpreted as summary statistics of the population of interest.*

### # ID\_NO: IDENTIFICATION NO (ID NO)

**Information** [Type= discrete] [Format=character] [Missing=\*]

**Statistics [NW/ W]** [Valid=56497 /-] [Invalid=0 /-]

### # ST: STATE CODE

**Information** [Type= discrete] [Format=character] [Missing=\*]

**Statistics [NW/ W]** [Valid=56497 /-] [Invalid=0 /-]

Value	Label	Cases	Percentage
16	Meghalaya	56497	100.0%

*Warning: these figures indicate the number of cases found in the data file. They cannot be interpreted as summary statistics of the population of interest.*

### # DT: DISTRICT CODE

**Information** [Type= discrete] [Format=character] [Missing=\*]

**Statistics [NW/ W]** [Valid=56497 /-] [Invalid=0 /-]

Value	Label	Cases	Percentage
01		7478	13.2%
02		20750	36.7%
03		5907	10.5%
04		4628	8.2%
05		10841	19.2%
06		3824	6.8%
07		3052	5.4%
1	JAINTIA HILLS	1	0.0%
2	EAST KHASI HILLS	4	0.0%
3	WEST KHASI HILLS	2	0.0%
4	EAST GARO HILLS	3	0.0%
5	WEST GARO HILLS	7	0.0%
6	RI-BHOI DIST.	0	
7	SOUTH GARO HILLS	0	

*Warning: these figures indicate the number of cases found in the data file. They cannot be interpreted as summary statistics of the population of interest.*

### # TEH: TEHSIL CODE

**Information** [Type= discrete] [Format=character] [Missing=\*]

**Statistics [NW/ W]** [Valid=56497 /-] [Invalid=0 /-]

Value	Label	Cases	Percentage
0		6	0.0%
000		19390	34.3%
001		9722	17.2%
002		9256	16.4%

## File : 16 Meghalaya

### # TEH: TEHSIL CODE

Value	Label	Cases	Percentage
003		6583	11.7%
004		4227	7.5%
005		3173	5.6%
006		2379	4.2%
007		1747	3.1%
017		2	0.0%
026		1	0.0%
1		3	0.0%
2		1	0.0%
3		1	0.0%
4		1	0.0%
5		3	0.0%
7		2	0.0%

Warning: these figures indicate the number of cases found in the data file. They cannot be interpreted as summary statistics of the population of interest.

### # CD\_BLOCK: CD BLOCK

<b>Information</b>	[Type= discrete] [Format=character] [Missing=*]
<b>Statistics [NW/ W]</b>	[Valid=56497 /-] [Invalid=0 /-]

Value	Label	Cases	Percentage
0		6	0.0%
00		20087	35.6%
01		9024	16.0%
02		9256	16.4%
03		6583	11.7%
04		4227	7.5%
05		3173	5.6%
06		2379	4.2%
07		1751	3.1%
1		3	0.0%
2		1	0.0%
3		1	0.0%
4		1	0.0%
5		3	0.0%
7		2	0.0%

Warning: these figures indicate the number of cases found in the data file. They cannot be interpreted as summary statistics of the population of interest.

### # SECTOR: SECTOR CODE

<b>Information</b>	[Type= discrete] [Format=character] [Missing=*]
<b>Statistics [NW/ W]</b>	[Valid=56497 /-] [Invalid=0 /-]

Value	Label	Cases	Percentage
1		36352	64.3%
2		20145	35.7%

Warning: these figures indicate the number of cases found in the data file. They cannot be interpreted as summary statistics of the population of interest.

# File : 16 Meghalaya

## # V\_C: VILLAGE CODE

**Information** [Type= discrete] [Format=character] [Missing=\*]

**Statistics [NW/ W]** [Valid=56497 /-] [Invalid=0 /-]

Value	Label	Cases	Percentage
001		157	0.3%
002		313	0.6%
003		194	0.3%
004		207	0.4%
005		318	0.6%
006		114	0.2%
007		646	1.1%
008		245	0.4%
009		187	0.3%
010		205	0.4%
011		235	0.4%
012		190	0.3%
013		197	0.3%
014		158	0.3%
015		169	0.3%
016		452	0.8%
017		5887	10.4%
018		1698	3.0%
019		169	0.3%
020		223	0.4%
021		270	0.5%
022		154	0.3%
023		219	0.4%
024		206	0.4%
025		192	0.3%
026		9233	16.3%
027		285	0.5%
028		229	0.4%
029		210	0.4%
030		170	0.3%
031		119	0.2%
032		430	0.8%
033		217	0.4%
034		428	0.8%
035		402	0.7%
036		1047	1.9%
037		144	0.3%
038		150	0.3%
039		187	0.3%
040		1353	2.4%
041		173	0.3%

## File : 16 Meghalaya

### # V\_C: VILLAGE CODE

Value	Label	Cases	Percentage
042		304	0.5%
043		229	0.4%
044		671	1.2%
045		304	0.5%
046		1481	2.6%
047		191	0.3%
048		131	0.2%
049		197	0.3%
050		161	0.3%
051		218	0.4%
052		248	0.4%
053		121	0.2%
054		236	0.4%
055		116	0.2%
056		1233	2.2%
057		114	0.2%
058		176	0.3%
059		131	0.2%
060		158	0.3%
061		194	0.3%
062		124	0.2%
063		130	0.2%
064		155	0.3%
065		162	0.3%
066		751	1.3%
067		152	0.3%
068		223	0.4%
069		160	0.3%
070		181	0.3%
071		209	0.4%
072		120	0.2%
073		81	0.1%
074		218	0.4%
075		101	0.2%
076		659	1.2%
077		172	0.3%
078		156	0.3%
079		188	0.3%
080		130	0.2%
081		105	0.2%
082		313	0.6%
083		164	0.3%
084		212	0.4%

## File : 16 Meghalaya

### # V\_C: VILLAGE CODE

Value	Label	Cases	Percentage
085		141	0.2%
086		136	0.2%
087		110	0.2%
088		83	0.1%
089		140	0.2%
090		129	0.2%
091		102	0.2%
092		261	0.5%
093		91	0.2%
094		275	0.5%
095		103	0.2%
096		286	0.5%
097		284	0.5%
098		442	0.8%
099		297	0.5%
100		162	0.3%
101		229	0.4%
102		178	0.3%
103		159	0.3%
104		144	0.3%
105		240	0.4%
106		145	0.3%
107		179	0.3%
108		164	0.3%
109		141	0.2%
110		135	0.2%
111		139	0.2%
112		92	0.2%
113		127	0.2%
114		179	0.3%
115		107	0.2%
116		67	0.1%
117		73	0.1%
118		135	0.2%
119		80	0.1%
120		97	0.2%
121		84	0.1%
122		124	0.2%
123		160	0.3%
124		146	0.3%
125		80	0.1%
126		122	0.2%
127		62	0.1%

## File : 16 Meghalaya

### # V\_C: VILLAGE CODE

Value	Label	Cases	Percentage
128		78	0.1%
129		138	0.2%
130		111	0.2%
131		97	0.2%
132		159	0.3%
133		91	0.2%
134		164	0.3%
135		95	0.2%
136		99	0.2%
137		149	0.3%
138		88	0.2%
139		57	0.1%
140		87	0.2%
141		61	0.1%
142		121	0.2%
143		82	0.1%
144		214	0.4%
145		149	0.3%
146		68	0.1%
147		72	0.1%
148		90	0.2%
149		101	0.2%
150		57	0.1%
151		116	0.2%
152		52	0.1%
153		35	0.1%
154		55	0.1%
155		90	0.2%
156		134	0.2%
157		164	0.3%
158		387	0.7%
159		123	0.2%
160		149	0.3%
161		132	0.2%
162		34	0.1%
163		203	0.4%
164		46	0.1%
165		44	0.1%
166		148	0.3%
167		85	0.2%
168		45	0.1%
169		126	0.2%
17		2	0.0%



## File : 16 Meghalaya

### # V\_C: VILLAGE CODE

Value	Label	Cases	Percentage
170		162	0.3%
171		55	0.1%
172		53	0.1%
173		65	0.1%
174		115	0.2%
175		49	0.1%
176		61	0.1%
177		110	0.2%
178		61	0.1%
179		83	0.1%
18		2	0.0%
180		59	0.1%
181		63	0.1%
182		46	0.1%
183		71	0.1%
184		47	0.1%
185		48	0.1%
186		55	0.1%
187		123	0.2%
188		104	0.2%
189		174	0.3%
190		59	0.1%
191		112	0.2%
192		40	0.1%
193		66	0.1%
194		31	0.1%
195		86	0.2%
196		77	0.1%
197		44	0.1%
198		38	0.1%
199		178	0.3%
200		73	0.1%
201		89	0.2%
202		88	0.2%
203		24	0.0%
204		29	0.1%
205		19	0.0%
206		25	0.0%
207		38	0.1%
208		47	0.1%
209		44	0.1%
210		68	0.1%
211		31	0.1%

## File : 16 Meghalaya

### # V\_C: VILLAGE CODE

Value	Label	Cases	Percentage
212		27	0.0%
213		25	0.0%
214		20	0.0%
215		13	0.0%
216		37	0.1%
217		39	0.1%
218		21	0.0%
219		51	0.1%
220		114	0.2%
221		43	0.1%
222		32	0.1%
223		27	0.0%
224		23	0.0%
225		25	0.0%
226		26	0.0%
227		38	0.1%
228		31	0.1%
229		69	0.1%
230		277	0.5%
231		42	0.1%
232		50	0.1%
233		33	0.1%
234		15	0.0%
235		23	0.0%
236		36	0.1%
237		47	0.1%
238		19	0.0%
239		25	0.0%
240		28	0.0%
241		23	0.0%
242		15	0.0%
243		203	0.4%
244		13	0.0%
245		46	0.1%
246		83	0.1%
247		41	0.1%
248		33	0.1%
249		30	0.1%
250		23	0.0%
251		22	0.0%
252		8	0.0%
253		58	0.1%
254		19	0.0%

## File : 16 Meghalaya

### # V\_C: VILLAGE CODE

Value	Label	Cases	Percentage
255		37	0.1%
256		85	0.2%
257		12	0.0%
258		32	0.1%
259		25	0.0%
26		2	0.0%
260		13	0.0%
261		8	0.0%
262		58	0.1%
263		13	0.0%
264		110	0.2%
265		32	0.1%
266		8	0.0%
267		25	0.0%
268		27	0.0%
269		14	0.0%
270		8	0.0%
271		7	0.0%
272		26	0.0%
273		16	0.0%
274		14	0.0%
275		16	0.0%
276		7	0.0%
277		32	0.1%
278		46	0.1%
279		159	0.3%
280		15	0.0%
281		12	0.0%
282		13	0.0%
283		12	0.0%
284		14	0.0%
285		5	0.0%
286		2	0.0%
287		24	0.0%
288		7	0.0%
289		4	0.0%
290		6	0.0%
291		7	0.0%
292		4	0.0%
293		7	0.0%
294		5	0.0%
295		8	0.0%
296		6	0.0%

## File : 16 Meghalaya

### # V\_C: VILLAGE CODE

Value	Label	Cases	Percentage
297		13	0.0%
298		28	0.0%
299		20	0.0%
300		6	0.0%
301		26	0.0%
302		7	0.0%
303		13	0.0%
304		8	0.0%
305		8	0.0%
306		8	0.0%
307		2	0.0%
308		3	0.0%
309		18	0.0%
310		6	0.0%
311		2	0.0%
312		1	0.0%
313		1	0.0%
314		2	0.0%
315		1	0.0%
316		1	0.0%
317		2	0.0%
318		1	0.0%
319		1	0.0%
320		1	0.0%
321		1	0.0%
322		2	0.0%
323		2	0.0%
324		1	0.0%
325		1	0.0%
326		1	0.0%
327		1	0.0%
328		1	0.0%
329		1	0.0%
330		2	0.0%
331		27	0.0%
332		1	0.0%
333		2	0.0%
334		2	0.0%
335		2	0.0%
336		1	0.0%
337		1	0.0%
338		5	0.0%
339		2	0.0%

## File : 16 Meghalaya

### # V\_C: VILLAGE CODE

Value	Label	Cases	Percentage
340		2	0.0%
341		1	0.0%
342		1	0.0%

*Warning: these figures indicate the number of cases found in the data file. They cannot be interpreted as summary statistics of the population of interest.*

### # WARD: WARD CODE

<b>Information</b>	[Type= discrete] [Format=character] [Missing=*]
<b>Statistics [NW/ W]</b>	[Valid=56497 /-] [Invalid=0 /-]

Value	Label	Cases	Percentage
0		17	0.0%
000		49297	87.3%
001		179	0.3%
004		51	0.1%
006		2765	4.9%
007		3564	6.3%
012		12	0.0%
015		21	0.0%
016		11	0.0%
019		90	0.2%
020		354	0.6%
021		96	0.2%
025		33	0.1%
026		7	0.0%

*Warning: these figures indicate the number of cases found in the data file. They cannot be interpreted as summary statistics of the population of interest.*

### # IV\_UNIT: IV UNIT

<b>Information</b>	[Type= discrete] [Format=character] [Missing=*]
<b>Statistics [NW/ W]</b>	[Valid=56497 /-] [Invalid=0 /-]

Value	Label	Cases	Percentage
0		11	0.0%
000		36334	64.3%
001		8192	14.5%
002		3201	5.7%
003		3577	6.3%
004		797	1.4%
005		1483	2.6%
006		1475	2.6%
007		295	0.5%
008		503	0.9%
009		620	1.1%
013		1	0.0%
015		1	0.0%
062		1	0.0%
1		2	0.0%

## File : 16 Meghalaya

### # IV\_UNIT: IV UNIT

Value	Label	Cases	Percentage
2		2	0.0%
5		1	0.0%
9		1	0.0%

Warning: these figures indicate the number of cases found in the data file. They cannot be interpreted as summary statistics of the population of interest.

### # UFS\_BLOCK: UFS BLOCK

**Information** [Type= discrete] [Format=character] [Missing=\*]

**Statistics [NW/ W]** [Valid=56497 /-] [Invalid=0 /-]

Value	Label	Cases	Percentage
0		11	0.0%
00		36341	64.3%
01		1588	2.8%
02		730	1.3%
03		746	1.3%
04		735	1.3%
05		743	1.3%
06		457	0.8%
07		472	0.8%
08		244	0.4%
09		852	1.5%
10		416	0.7%
11		500	0.9%
12		450	0.8%
13		532	0.9%
14		675	1.2%
15		564	1.0%
16		2277	4.0%
17		737	1.3%
18		321	0.6%
19		370	0.7%
20		246	0.4%
21		565	1.0%
22		597	1.1%
23		670	1.2%
24		324	0.6%
25		315	0.6%
26		233	0.4%
27		245	0.4%
28		253	0.4%
29		292	0.5%
30		315	0.6%
31		271	0.5%
32		255	0.5%
33		151	0.3%

# File : 16 Meghalaya

## # UFS\_BLOCK: UFS BLOCK

Value	Label	Cases	Percentage
34		391	0.7%
35		162	0.3%
36		265	0.5%
37		224	0.4%
38		158	0.3%
39		195	0.3%
40		201	0.4%
41		45	0.1%
42		180	0.3%
43		61	0.1%
44		85	0.2%
45		36	0.1%
9		1	0.0%

Warning: these figures indicate the number of cases found in the data file. They cannot be interpreted as summary statistics of the population of interest.

## # P\_NO: PAGE NO

<b>Information</b>	[Type= discrete] [Format=character] [Missing=*]
<b>Statistics [NW/ W]</b>	[Valid=56497 /-] [Invalid=0 /-]

Value	Label	Cases	Percentage
001		20133	35.6%
002		8483	15.0%
003		4961	8.8%
004		3471	6.1%
005		2558	4.5%
006		1902	3.4%
007		1521	2.7%
008		1238	2.2%
009		993	1.8%
010		762	1.3%
011		687	1.2%
012		610	1.1%
013		536	0.9%
014		468	0.8%
015		414	0.7%
016		364	0.6%
017		352	0.6%
018		327	0.6%
019		311	0.6%
020		279	0.5%
021		245	0.4%
022		215	0.4%
023		209	0.4%
024		190	0.3%
025		191	0.3%

**File : 16 Meghalaya**

# P\_NO: PAGE NO

Value	Label	Cases	Percentage
026		168	0.3%
027		133	0.2%
028		109	0.2%
029		112	0.2%
030		102	0.2%
031		91	0.2%
032		91	0.2%
033		86	0.2%
034		78	0.1%
035		72	0.1%
036		72	0.1%
037		72	0.1%
038		72	0.1%
039		63	0.1%
040		66	0.1%
041		61	0.1%
042		52	0.1%
043		54	0.1%
044		46	0.1%
045		42	0.1%
046		39	0.1%
047		37	0.1%
048		36	0.1%
049		36	0.1%
050		35	0.1%
051		35	0.1%
052		33	0.1%
053		35	0.1%
054		36	0.1%
055		35	0.1%
056		34	0.1%
057		36	0.1%
058		33	0.1%
059		30	0.1%
060		39	0.1%
061		31	0.1%
062		30	0.1%
063		30	0.1%
064		30	0.1%
065		29	0.1%
066		31	0.1%
067		29	0.1%
068		24	0.0%



## File : 16 Meghalaya

# P\_NO: PAGE NO

Value	Label	Cases	Percentage
069		24	0.0%
070		25	0.0%
071		24	0.0%
072		24	0.0%
073		20	0.0%
074		18	0.0%
075		18	0.0%
076		19	0.0%
077		18	0.0%
078		17	0.0%
079		17	0.0%
080		18	0.0%
081		17	0.0%
082		18	0.0%
083		18	0.0%
084		18	0.0%
085		18	0.0%
086		18	0.0%
087		18	0.0%
088		18	0.0%
089		20	0.0%
090		18	0.0%
091		18	0.0%
092		18	0.0%
093		18	0.0%
094		18	0.0%
095		18	0.0%
096		18	0.0%
097		17	0.0%
098		18	0.0%
099		18	0.0%
1		8	0.0%
100		23	0.0%
101		19	0.0%
102		18	0.0%
103		18	0.0%
104		18	0.0%
105		18	0.0%
106		18	0.0%
107		18	0.0%
108		17	0.0%
109		12	0.0%
110		12	0.0%

## File : 16 Meghalaya

# P\_NO: PAGE NO

Value	Label	Cases	Percentage
111		12	0.0%
112		12	0.0%
113		12	0.0%
114		12	0.0%
115		12	0.0%
116		12	0.0%
117		12	0.0%
118		12	0.0%
119		12	0.0%
120		12	0.0%
121		12	0.0%
122		12	0.0%
123		12	0.0%
124		12	0.0%
125		12	0.0%
126		12	0.0%
127		11	0.0%
128		12	0.0%
129		12	0.0%
130		12	0.0%
131		11	0.0%
132		13	0.0%
133		12	0.0%
134		12	0.0%
135		12	0.0%
136		13	0.0%
137		12	0.0%
138		12	0.0%
139		12	0.0%
140		12	0.0%
141		12	0.0%
142		12	0.0%
143		12	0.0%
144		12	0.0%
145		12	0.0%
146		12	0.0%
147		12	0.0%
148		12	0.0%
149		11	0.0%
150		12	0.0%
151		12	0.0%
152		12	0.0%
153		12	0.0%

**File : 16 Meghalaya**

# P\_NO: PAGE NO

Value	Label	Cases	Percentage
154		12	0.0%
155		12	0.0%
156		14	0.0%
157		11	0.0%
158		13	0.0%
159		13	0.0%
160		12	0.0%
161		12	0.0%
162		12	0.0%
163		11	0.0%
164		12	0.0%
165		12	0.0%
166		12	0.0%
167		12	0.0%
168		12	0.0%
169		12	0.0%
170		16	0.0%
171		7	0.0%
172		12	0.0%
173		12	0.0%
174		12	0.0%
175		12	0.0%
176		12	0.0%
177		12	0.0%
178		12	0.0%
179		12	0.0%
18		1	0.0%
180		12	0.0%
181		12	0.0%
182		12	0.0%
183		12	0.0%
184		12	0.0%
185		12	0.0%
186		12	0.0%
187		12	0.0%
188		12	0.0%
189		12	0.0%
190		12	0.0%
191		12	0.0%
192		12	0.0%
193		12	0.0%
194		12	0.0%
195		8	0.0%

**File : 16 Meghalaya**

# P\_NO: PAGE NO

Value	Label	Cases	Percentage
196		6	0.0%
197		6	0.0%
198		6	0.0%
199		7	0.0%
2		2	0.0%
200		6	0.0%
201		6	0.0%
202		6	0.0%
203		6	0.0%
204		6	0.0%
205		6	0.0%
206		6	0.0%
207		6	0.0%
208		6	0.0%
209		6	0.0%
210		6	0.0%
211		6	0.0%
212		6	0.0%
213		6	0.0%
214		6	0.0%
215		6	0.0%
216		6	0.0%
217		6	0.0%
218		6	0.0%
219		6	0.0%
220		6	0.0%
221		6	0.0%
222		6	0.0%
223		6	0.0%
224		6	0.0%
225		6	0.0%
226		6	0.0%
227		6	0.0%
228		6	0.0%
229		6	0.0%
230		6	0.0%
231		5	0.0%
232		6	0.0%
233		6	0.0%
234		6	0.0%
235		6	0.0%
236		6	0.0%
237		6	0.0%

**File : 16 Meghalaya**

# P\_NO: PAGE NO

Value	Label	Cases	Percentage
238		6	0.0%
239		6	0.0%
240		6	0.0%
241		6	0.0%
242		6	0.0%
243		6	0.0%
244		6	0.0%
245		7	0.0%
246		6	0.0%
247		6	0.0%
248		6	0.0%
249		6	0.0%
250		6	0.0%
251		6	0.0%
252		6	0.0%
253		6	0.0%
254		6	0.0%
255		6	0.0%
256		6	0.0%
257		6	0.0%
258		6	0.0%
259		6	0.0%
260		6	0.0%
261		6	0.0%
262		5	0.0%
263		6	0.0%
264		6	0.0%
265		6	0.0%
266		6	0.0%
267		6	0.0%
268		6	0.0%
269		6	0.0%
270		6	0.0%
271		6	0.0%
272		6	0.0%
273		6	0.0%
274		6	0.0%
275		6	0.0%
276		6	0.0%
277		6	0.0%
278		6	0.0%
279		6	0.0%
280		6	0.0%

**File : 16 Meghalaya**

# P\_NO: PAGE NO

Value	Label	Cases	Percentage
281		6	0.0%
282		6	0.0%
283		6	0.0%
284		6	0.0%
285		6	0.0%
286		6	0.0%
287		6	0.0%
288		6	0.0%
289		6	0.0%
290		6	0.0%
291		6	0.0%
292		6	0.0%
293		6	0.0%
294		6	0.0%
295		6	0.0%
296		6	0.0%
297		6	0.0%
298		6	0.0%
299		6	0.0%
3		1	0.0%
300		6	0.0%
301		6	0.0%
302		6	0.0%
303		6	0.0%
304		6	0.0%
305		6	0.0%
306		6	0.0%
307		6	0.0%
308		6	0.0%
309		6	0.0%
310		6	0.0%
311		6	0.0%
312		6	0.0%
313		6	0.0%
314		6	0.0%
315		6	0.0%
316		6	0.0%
317		6	0.0%
318		6	0.0%
319		6	0.0%
320		6	0.0%
321		6	0.0%
322		6	0.0%

## File : 16 Meghalaya

### # P\_NO: PAGE NO

Value	Label	Cases	Percentage
323		6	0.0%
324		6	0.0%
325		6	0.0%
326		6	0.0%
327		6	0.0%
328		6	0.0%
329		6	0.0%
330		6	0.0%
331		6	0.0%
332		6	0.0%
333		6	0.0%
334		6	0.0%
335		6	0.0%
336		6	0.0%
337		6	0.0%
338		6	0.0%
339		4	0.0%
4		3	0.0%
6		2	0.0%
695		1	0.0%
766		1	0.0%

*Warning: these figures indicate the number of cases found in the data file. They cannot be interpreted as summary statistics of the population of interest.*

### # LINE\_NO: LINE NUMBER

<b>Information</b>	[Type= discrete] [Format=character] [Missing=*]
<b>Statistics [NW/ W]</b>	[Valid=56497 /-] [Invalid=0 /-]

### # PREM\_S: PREMISES STATUS

<b>Information</b>	[Type= discrete] [Format=character] [Missing=*]
<b>Statistics [NW/ W]</b>	[Valid=56497 /-] [Invalid=0 /-]

Value	Label	Cases	Percentage
1	Without premises	8370	14.8%
2	With Premises	48127	85.2%

*Warning: these figures indicate the number of cases found in the data file. They cannot be interpreted as summary statistics of the population of interest.*

### # SRL\_NO: RUNNING SERIAL NUMBER

<b>Information</b>	[Type= discrete] [Format=character] [Missing=*]
<b>Statistics [NW/ W]</b>	[Valid=56497 /-] [Invalid=0 /-]

### # NIC: NIC

<b>Information</b>	[Type= discrete] [Format=character] [Missing=*]
<b>Statistics [NW/ W]</b>	[Valid=56497 /-] [Invalid=0 /-]

*Frequency table not shown (1359 Modalities)*

### # AGRI\_NON\_AGRI: AGRI.AND NON-AGRI.

<b>Information</b>	[Type= discrete] [Format=character] [Missing=*]
--------------------	---

## File : 16 Meghalaya

### # AGRI\_NON\_AGRI: AGRILAND NON-AGRI.

Statistics [NW/ W] [Valid=56497 /-] [Invalid=0 /-]

Value	Label	Cases	Percentage
1	Agriculture	2664	4.7%
2	Non-Agriculture	53833	95.3%

Warning: these figures indicate the number of cases found in the data file. They cannot be interpreted as summary statistics of the population of interest.

### # NOP: NATURE OF OPERATION

Information [Type= discrete] [Format=character] [Missing=\*]

Statistics [NW/ W] [Valid=56497 /-] [Invalid=0 /-]

Value	Label	Cases	Percentage
1	Perennial	54530	96.5%
2	Non-Perennial	1967	3.5%

Warning: these figures indicate the number of cases found in the data file. They cannot be interpreted as summary statistics of the population of interest.

### # OWN\_SHIP: OWNERSHIP CODE

Information [Type= discrete] [Format=character] [Missing=\*]

Statistics [NW/ W] [Valid=56497 /-] [Invalid=0 /-]

Value	Label	Cases	Percentage
1	Private Non-Profit Institutions	5862	10.4%
2	Private Others	42637	75.5%
3	Co-operatives	270	0.5%
4	Governments	7728	13.7%

Warning: these figures indicate the number of cases found in the data file. They cannot be interpreted as summary statistics of the population of interest.

### # SG: SOCIAL GROUP CODE

Information [Type= discrete] [Format=character] [Missing=\*]

Statistics [NW/ W] [Valid=56497 /-] [Invalid=0 /-]

Value	Label	Cases	Percentage
1	ST Female	12011	21.3%
2	ST Male	17701	31.3%
3	SC Female	163	0.3%
4	SC Male	3280	5.8%
5	OBC Female	171	0.3%
6	OBC Male	1705	3.0%
7	Others Female	284	0.5%
8	Others Male	7322	13.0%
9	Other than private enterprises	13860	24.5%

Warning: these figures indicate the number of cases found in the data file. They cannot be interpreted as summary statistics of the population of interest.

### # P\_F\_USED: POWER/FUEL USED

Information [Type= discrete] [Format=character] [Missing=\*]

Statistics [NW/ W] [Valid=56497 /-] [Invalid=0 /-]

Value	Label	Cases	Percentage
0	Without power	47533	84.1%
1	Electricity	2169	3.8%



## File : 16 Meghalaya

### # P\_F\_USED: POWER/FUEL USED

Value	Label	Cases	Percentage
2	Coal/soft coke	1258	2.2%
3	Patrol/Diesel	1053	1.9%
4	LPG/Natural Gas	339	0.6%
5	Fire wood	3791	6.7%
6	Kerosene	124	0.2%
7	Animal power	3	0.0%
8	"Non-conventional energy (bio-gas, solar & wind energy)	6	0.0%
9	Others	221	0.4%

Warning: these figures indicate the number of cases found in the data file. They cannot be interpreted as summary statistics of the population of interest.

### # Y\_OPRA: YEAR OF OPERATION

<b>Information</b>	[Type= discrete] [Format=character] [Missing=*]
<b>Statistics [NW/ W]</b>	[Valid=56497 /-] [Invalid=0 /-]

Value	Label	Cases	Percentage
0	Less than 1 year	1623	2.9%
1	Completed 1 year	2121	3.8%
2	Completed 2 years	3335	5.9%
3	Completed 3 years	3730	6.6%
4	Completed 4 years	3040	5.4%
5	Completed 5 years	4593	8.1%
6	Completed 6 years	3025	5.4%
7	Completed 7 years	2266	4.0%
8	Completed 8 years	2006	3.6%
9	Completed 9 years or more	30758	54.4%

Warning: these figures indicate the number of cases found in the data file. They cannot be interpreted as summary statistics of the population of interest.

### # REGISN: REGISTRATION CODE

<b>Information</b>	[Type= discrete] [Format=character] [Missing=*]
<b>Statistics [NW/ W]</b>	[Valid=56497 /-] [Invalid=0 /-]

Value	Label	Cases	Percentage
0		17	0.0%
00		56220	99.5%
01		12	0.0%
02		5	0.0%
03		1	0.0%
04		4	0.0%
05		2	0.0%
06		1	0.0%
09		1	0.0%
11		27	0.0%
12		2	0.0%
15		2	0.0%
16		2	0.0%
22		112	0.2%

## File : 16 Meghalaya

### # REGISN: REGISTRATION CODE

Value	Label	Cases	Percentage
23		6	0.0%
25		2	0.0%
33		11	0.0%
36		1	0.0%
44		46	0.1%
55		19	0.0%
66		1	0.0%
99		3	0.0%

Warning: these figures indicate the number of cases found in the data file. They cannot be interpreted as summary statistics of the population of interest.

### # SOF: SOURCE OF FINANCE

<b>Information</b>	[Type= discrete] [Format=character] [Missing=*]
<b>Statistics [NW/ W]</b>	[Valid=56497 /-] [Invalid=0 /-]

Value	Label	Cases	Percentage
1	Assistance under IRDP-1	263	0.5%
2	Assistance under other poverty alleviation programs(TRYSEM/DWCARA/toll kits)-2	168	0.3%
3	Borrowing from institutions-3	1036	1.8%
4	Borrowing from non-institutions-4	541	1.0%
5	Self financing-5	40288	71.3%
6	Others-6	14201	25.1%

Warning: these figures indicate the number of cases found in the data file. They cannot be interpreted as summary statistics of the population of interest.

### # T\_ADULT\_M: TOTAL ADULT MALE

<b>Information</b>	[Type= discrete] [Format=character] [Missing=*]
<b>Statistics [NW/ W]</b>	[Valid=56497 /-] [Invalid=0 /-]

Value	Label	Cases	Percentage
0		1	0.0%
00000		9811	17.4%
00001		24704	43.7%
00002		10946	19.4%
00003		4264	7.5%
00004		2164	3.8%
00005		1207	2.1%
00006		784	1.4%
00007		438	0.8%
00008		374	0.7%
00009		191	0.3%
00010		241	0.4%
00011		145	0.3%
00012		145	0.3%
00013		94	0.2%
00014		75	0.1%
00015		96	0.2%

## File : 16 Meghalaya

### # T\_ADULT\_M: TOTAL ADULT MALE

Value	Label	Cases	Percentage
00016		78	0.1%
00017		43	0.1%
00018		51	0.1%
00019		29	0.1%
00020		64	0.1%
00021		35	0.1%
00022		31	0.1%
00023		23	0.0%
00024		23	0.0%
00025		39	0.1%
00026		26	0.0%
00027		17	0.0%
00028		12	0.0%
00029		15	0.0%
00030		22	0.0%
00031		22	0.0%
00032		9	0.0%
00033		10	0.0%
00034		12	0.0%
00035		14	0.0%
00036		8	0.0%
00037		6	0.0%
00038		7	0.0%
00039		2	0.0%
00040		9	0.0%
00041		5	0.0%
00042		5	0.0%
00043		4	0.0%
00044		3	0.0%
00045		7	0.0%
00046		2	0.0%
00047		8	0.0%
00048		9	0.0%
00049		4	0.0%
00050		9	0.0%
00051		5	0.0%
00052		4	0.0%
00053		5	0.0%
00054		3	0.0%
00055		4	0.0%
00056		5	0.0%
00057		1	0.0%
00058		3	0.0%

## File : 16 Meghalaya

### # T\_ADULT\_M: TOTAL ADULT MALE

Value	Label	Cases	Percentage
00059		1	0.0%
00060		4	0.0%
00061		6	0.0%
00062		3	0.0%
00063		1	0.0%
00064		3	0.0%
00065		2	0.0%
00066		2	0.0%
00067		1	0.0%
00068		3	0.0%
00069		2	0.0%
00070		1	0.0%
00071		3	0.0%
00072		1	0.0%
00073		2	0.0%
00074		2	0.0%
00075		2	0.0%
00077		2	0.0%
00078		2	0.0%
00079		1	0.0%
00080		1	0.0%
00081		1	0.0%
00082		1	0.0%
00087		2	0.0%
00088		1	0.0%
00091		2	0.0%
00092		1	0.0%
00093		1	0.0%
00094		1	0.0%
00095		1	0.0%
00096		1	0.0%
00100		1	0.0%
00102		1	0.0%
00104		2	0.0%
00105		3	0.0%
00110		3	0.0%
00111		1	0.0%
00113		1	0.0%
00114		1	0.0%
00116		2	0.0%
00120		2	0.0%
00122		1	0.0%
00125		1	0.0%

## File : 16 Meghalaya

### # T\_ADULT\_M: TOTAL ADULT MALE

Value	Label	Cases	Percentage
00131		1	0.0%
00133		4	0.0%
00139		2	0.0%
00140		1	0.0%
00143		2	0.0%
00187		1	0.0%
00190		1	0.0%
00211		1	0.0%
00213		1	0.0%
00216		1	0.0%
00220		1	0.0%
00224		1	0.0%
00225		1	0.0%
00237		1	0.0%
00240		1	0.0%
00248		1	0.0%
00297		1	0.0%
00298		1	0.0%
00312		1	0.0%
00341		1	0.0%
00405		1	0.0%
00466		1	0.0%
00477		1	0.0%
00501		1	0.0%
00654		1	0.0%
00670		1	0.0%
00695		1	0.0%
01006		1	0.0%
01843		1	0.0%
1		10	0.0%
2		2	0.0%
5		1	0.0%
7		1	0.0%

Warning: these figures indicate the number of cases found in the data file. They cannot be interpreted as summary statistics of the population of interest.

### # T\_ADULT\_F: TOTAL ADULT FEMALE

<b>Information</b>	[Type= discrete] [Format=character] [Missing=*]		
<b>Statistics [NW/ W]</b>	[Valid=56497 /-] [Invalid=0 /-]		
Value	Label	Cases	Percentage
0		11	0.0%
00000		33052	58.5%
00001		15823	28.0%
00002		4565	8.1%
00003		1282	2.3%

## File : 16 Meghalaya

### # T\_ADULT\_F: TOTAL ADULT FEMALE

Value	Label	Cases	Percentage
00004		500	0.9%
00005		299	0.5%
00006		157	0.3%
00007		135	0.2%
00008		115	0.2%
00009		72	0.1%
00010		74	0.1%
00011		54	0.1%
00012		38	0.1%
00013		33	0.1%
00014		29	0.1%
00015		26	0.0%
00016		17	0.0%
00017		12	0.0%
00018		17	0.0%
00019		5	0.0%
00020		14	0.0%
00021		8	0.0%
00022		5	0.0%
00023		12	0.0%
00024		6	0.0%
00025		13	0.0%
00026		7	0.0%
00027		8	0.0%
00028		5	0.0%
00029		6	0.0%
00030		4	0.0%
00031		4	0.0%
00032		3	0.0%
00033		1	0.0%
00034		3	0.0%
00035		4	0.0%
00036		8	0.0%
00037		5	0.0%
00038		3	0.0%
00039		1	0.0%
00040		3	0.0%
00041		3	0.0%
00042		1	0.0%
00045		2	0.0%
00046		2	0.0%
00047		3	0.0%
00049		4	0.0%

## File : 16 Meghalaya

### # T\_ADULT\_F: TOTAL ADULT FEMALE

Value	Label	Cases	Percentage
00051		1	0.0%
00054		1	0.0%
00056		2	0.0%
00058		1	0.0%
00060		5	0.0%
00061		3	0.0%
00062		1	0.0%
00063		2	0.0%
00066		1	0.0%
00069		1	0.0%
00072		1	0.0%
00075		1	0.0%
00080		1	0.0%
00083		2	0.0%
00091		1	0.0%
00095		1	0.0%
00107		1	0.0%
00116		1	0.0%
00118		1	0.0%
00123		1	0.0%
00142		1	0.0%
00152		1	0.0%
00185		1	0.0%
00205		1	0.0%
00209		1	0.0%
00214		1	0.0%
00240		1	0.0%
00265		1	0.0%
00318		1	0.0%
00413		1	0.0%
1		2	0.0%
2		1	0.0%
3		1	0.0%

Warning: these figures indicate the number of cases found in the data file. They cannot be interpreted as summary statistics of the population of interest.

### # T\_CHILD\_M: TOTAL CHIELD MALE

<b>Information</b>	[Type= discrete] [Format=character] [Missing=*]		
<b>Statistics [NW/ W]</b>	[Valid=56497 /-] [Invalid=0 /-]		
Value	Label	Cases	Percentage
0		15	0.0%
00000		54506	96.5%
00001		1424	2.5%
00002		400	0.7%
00003		94	0.2%

## File : 16 Meghalaya

### # T\_CHILD\_M: TOTAL CHIELD MALE

Value	Label	Cases	Percentage
00004		29	0.1%
00005		18	0.0%
00006		4	0.0%
00007		2	0.0%
00008		3	0.0%
00009		1	0.0%
00010		1	0.0%

Warning: these figures indicate the number of cases found in the data file. They cannot be interpreted as summary statistics of the population of interest.

### # T\_CHILD\_F: TOTAL CHIELD FEMALE

<b>Information</b>	[Type= discrete] [Format=character] [Missing=*]
<b>Statistics [NW/ W]</b>	[Valid=56497 /-] [Invalid=0 /-]

Value	Label	Cases	Percentage
0		15	0.0%
00000		55723	98.6%
00001		544	1.0%
00002		151	0.3%
00003		38	0.1%
00004		15	0.0%
00005		7	0.0%
00006		2	0.0%
00008		1	0.0%
00010		1	0.0%

Warning: these figures indicate the number of cases found in the data file. They cannot be interpreted as summary statistics of the population of interest.

### # TOT: TOTAL OF TOTAL

<b>Information</b>	[Type= discrete] [Format=character] [Missing=*]
<b>Statistics [NW/ W]</b>	[Valid=56497 /-] [Invalid=0 /-]

Value	Label	Cases	Percentage
00001		23825	42.2%
00002		15846	28.0%
00003		6709	11.9%
00004		3283	5.8%
00005		1854	3.3%
00006		1188	2.1%
00007		657	1.2%
00008		531	0.9%
00009		325	0.6%
00010		325	0.6%
00011		229	0.4%
00012		184	0.3%
00013		118	0.2%
00014		128	0.2%
00015		130	0.2%



**File : 16 Meghalaya****# TOT: TOTAL OF TOTAL**

<b>Value</b>	<b>Label</b>	<b>Cases</b>	<b>Percentage</b>
00016		92	0.2%
00017		54	0.1%
00018		63	0.1%
00019		51	0.1%
00020		73	0.1%
00021		45	0.1%
00022		47	0.1%
00023		32	0.1%
00024		34	0.1%
00025		61	0.1%
00026		26	0.0%
00027		31	0.1%
00028		23	0.0%
00029		22	0.0%
00030		23	0.0%
00031		31	0.1%
00032		20	0.0%
00033		14	0.0%
00034		21	0.0%
00035		27	0.0%
00036		15	0.0%
00037		10	0.0%
00038		8	0.0%
00039		8	0.0%
00040		15	0.0%
00041		7	0.0%
00042		13	0.0%
00043		5	0.0%
00044		8	0.0%
00045		11	0.0%
00046		4	0.0%
00047		2	0.0%
00048		13	0.0%
00049		10	0.0%
00050		13	0.0%
00051		8	0.0%
00052		6	0.0%
00053		2	0.0%
00054		5	0.0%
00055		10	0.0%
00056		3	0.0%
00057		3	0.0%
00058		3	0.0%

## File : 16 Meghalaya

### # TOT: TOTAL OF TOTAL

Value	Label	Cases	Percentage
00059		3	0.0%
00060		6	0.0%
00061		5	0.0%
00062		10	0.0%
00063		4	0.0%
00064		4	0.0%
00065		3	0.0%
00066		2	0.0%
00067		4	0.0%
00068		3	0.0%
00069		1	0.0%
00070		6	0.0%
00071		1	0.0%
00072		7	0.0%
00073		3	0.0%
00074		3	0.0%
00075		1	0.0%
00076		3	0.0%
00077		2	0.0%
00078		4	0.0%
00079		1	0.0%
00080		3	0.0%
00081		1	0.0%
00082		1	0.0%
00083		1	0.0%
00084		2	0.0%
00085		2	0.0%
00086		3	0.0%
00087		2	0.0%
00088		1	0.0%
00090		1	0.0%
00093		3	0.0%
00094		2	0.0%
00097		2	0.0%
00098		2	0.0%
00099		3	0.0%
00100		1	0.0%
00102		2	0.0%
00103		1	0.0%
00104		1	0.0%
00105		1	0.0%
00106		2	0.0%
00108		3	0.0%

**File : 16 Meghalaya****# TOT: TOTAL OF TOTAL**

<b>Value</b>	<b>Label</b>	<b>Cases</b>	<b>Percentage</b>
00109		1	0.0%
00110		1	0.0%
00111		1	0.0%
00114		1	0.0%
00115		1	0.0%
00116		4	0.0%
00122		1	0.0%
00125		1	0.0%
00126		1	0.0%
00128		1	0.0%
00129		1	0.0%
00134		1	0.0%
00137		1	0.0%
00143		1	0.0%
00146		1	0.0%
00147		1	0.0%
00150		1	0.0%
00151		1	0.0%
00152		1	0.0%
00153		1	0.0%
00155		1	0.0%
00160		1	0.0%
00161		1	0.0%
00162		1	0.0%
00176		1	0.0%
00179		1	0.0%
00180		1	0.0%
00184		1	0.0%
00189		1	0.0%
00216		1	0.0%
00223		1	0.0%
00240		1	0.0%
00249		1	0.0%
00256		2	0.0%
00263		1	0.0%
00270		1	0.0%
00273		1	0.0%
00274		1	0.0%
00285		1	0.0%
00320		1	0.0%
00338		1	0.0%
00345		1	0.0%
00353		1	0.0%

## File : 16 Meghalaya

### # TOT: TOTAL OF TOTAL

Value	Label	Cases	Percentage
00354		1	0.0%
00388		1	0.0%
00413		1	0.0%
00420		1	0.0%
00512		1	0.0%
00557		2	0.0%
00561		1	0.0%
00582		1	0.0%
00650		1	0.0%
00710		1	0.0%
00729		1	0.0%
00900		1	0.0%
01006		1	0.0%
01909		1	0.0%
1		10	0.0%
10		1	0.0%
2		2	0.0%
4		1	0.0%
5		1	0.0%

Warning: these figures indicate the number of cases found in the data file. They cannot be interpreted as summary statistics of the population of interest.

### # H\_ADULT\_M: HIRED ADULT MALE

<b>Information</b>	[Type= discrete] [Format=character] [Missing=*]
<b>Statistics [NW/ W]</b>	[Valid=56497 /-] [Invalid=0 /-]

Value	Label	Cases	Percentage
0		9	0.0%
00000		28741	50.9%
00001		13918	24.6%
00002		6172	10.9%
00003		2616	4.6%
00004		1342	2.4%
00005		832	1.5%
00006		567	1.0%
00007		333	0.6%
00008		293	0.5%
00009		206	0.4%
00010		208	0.4%
00011		114	0.2%
00012		112	0.2%
00013		84	0.1%
00014		86	0.2%
00015		84	0.1%
00016		65	0.1%
00017		46	0.1%

## File : 16 Meghalaya

### # H\_ADULT\_M: HIRED ADULT MALE

Value	Label	Cases	Percentage
00018		47	0.1%
00019		39	0.1%
00020		67	0.1%
00021		20	0.0%
00022		30	0.1%
00023		22	0.0%
00024		31	0.1%
00025		29	0.1%
00026		24	0.0%
00027		16	0.0%
00028		13	0.0%
00029		14	0.0%
00030		29	0.1%
00031		14	0.0%
00032		8	0.0%
00033		10	0.0%
00034		12	0.0%
00035		18	0.0%
00036		6	0.0%
00037		6	0.0%
00038		6	0.0%
00039		3	0.0%
00040		10	0.0%
00041		2	0.0%
00042		5	0.0%
00043		4	0.0%
00044		6	0.0%
00045		5	0.0%
00046		1	0.0%
00047		7	0.0%
00048		10	0.0%
00049		4	0.0%
00050		9	0.0%
00051		2	0.0%
00052		4	0.0%
00053		5	0.0%
00054		2	0.0%
00055		4	0.0%
00056		5	0.0%
00057		1	0.0%
00058		3	0.0%
00059		2	0.0%
00060		4	0.0%

## File : 16 Meghalaya

### # H\_ADULT\_M: HIRED ADULT MALE

Value	Label	Cases	Percentage
00061		5	0.0%
00062		3	0.0%
00063		1	0.0%
00064		3	0.0%
00065		2	0.0%
00066		2	0.0%
00067		1	0.0%
00068		3	0.0%
00069		2	0.0%
00070		2	0.0%
00071		2	0.0%
00072		1	0.0%
00073		2	0.0%
00074		2	0.0%
00075		2	0.0%
00077		2	0.0%
00078		2	0.0%
00079		1	0.0%
00080		1	0.0%
00081		1	0.0%
00082		1	0.0%
00087		2	0.0%
00088		1	0.0%
00091		2	0.0%
00092		1	0.0%
00093		1	0.0%
00094		1	0.0%
00095		1	0.0%
00096		1	0.0%
00100		1	0.0%
00102		1	0.0%
00104		2	0.0%
00105		3	0.0%
00110		3	0.0%
00111		1	0.0%
00113		1	0.0%
00114		1	0.0%
00116		2	0.0%
00120		2	0.0%
00122		1	0.0%
00125		1	0.0%
00131		1	0.0%
00133		4	0.0%

## File : 16 Meghalaya

### # H\_ADULT\_M: HIRED ADULT MALE

Value	Label	Cases	Percentage
00139		2	0.0%
00140		1	0.0%
00143		2	0.0%
00187		1	0.0%
00190		1	0.0%
00211		1	0.0%
00213		1	0.0%
00215		1	0.0%
00220		1	0.0%
00224		1	0.0%
00225		1	0.0%
00237		1	0.0%
00239		1	0.0%
00248		1	0.0%
00297		1	0.0%
00298		1	0.0%
00312		1	0.0%
00341		1	0.0%
00405		1	0.0%
00466		1	0.0%
00477		1	0.0%
00501		1	0.0%
00654		1	0.0%
00670		1	0.0%
00695		1	0.0%
01005		1	0.0%
01843		1	0.0%
1		4	0.0%
4		1	0.0%
6		1	0.0%

Warning: these figures indicate the number of cases found in the data file. They cannot be interpreted as summary statistics of the population of interest.

### # H\_ADULT\_F: HIRED ADULT FEMALE

<b>Information</b>	[Type= discrete] [Format=character] [Missing=*]		
<b>Statistics [NW/ W]</b>	[Valid=56497 /-] [Invalid=0 /-]		
Value	Label	Cases	Percentage
0		13	0.0%
00000		44982	79.6%
00001		6599	11.7%
00002		2457	4.3%
00003		846	1.5%
00004		426	0.8%
00005		245	0.4%
00006		146	0.3%

## File : 16 Meghalaya

### # H\_ADULT\_F: HIRED ADULT FEMALE

Value	Label	Cases	Percentage
00007		134	0.2%
00008		112	0.2%
00009		70	0.1%
00010		68	0.1%
00011		50	0.1%
00012		41	0.1%
00013		31	0.1%
00014		27	0.0%
00015		28	0.0%
00016		11	0.0%
00017		13	0.0%
00018		17	0.0%
00019		4	0.0%
00020		14	0.0%
00021		7	0.0%
00022		6	0.0%
00023		12	0.0%
00024		5	0.0%
00025		13	0.0%
00026		7	0.0%
00027		8	0.0%
00028		6	0.0%
00029		5	0.0%
00030		4	0.0%
00031		4	0.0%
00032		3	0.0%
00033		1	0.0%
00034		3	0.0%
00035		4	0.0%
00036		7	0.0%
00037		5	0.0%
00038		3	0.0%
00039		2	0.0%
00040		2	0.0%
00041		3	0.0%
00042		1	0.0%
00045		2	0.0%
00046		2	0.0%
00047		3	0.0%
00049		4	0.0%
00051		1	0.0%
00054		1	0.0%
00056		2	0.0%



## File : 16 Meghalaya

### # H\_ADULT\_F: HIRED ADULT FEMALE

Value	Label	Cases	Percentage
00058		1	0.0%
00060		5	0.0%
00061		3	0.0%
00062		1	0.0%
00063		2	0.0%
00066		1	0.0%
00069		1	0.0%
00072		1	0.0%
00075		1	0.0%
00080		1	0.0%
00083		2	0.0%
00091		1	0.0%
00095		1	0.0%
00107		1	0.0%
00116		1	0.0%
00118		1	0.0%
00123		1	0.0%
00132		1	0.0%
00152		1	0.0%
00185		1	0.0%
00205		1	0.0%
00209		1	0.0%
00214		1	0.0%
00240		1	0.0%
00265		1	0.0%
00318		1	0.0%
00413		1	0.0%
2		1	0.0%
3		1	0.0%

*Warning: these figures indicate the number of cases found in the data file. They cannot be interpreted as summary statistics of the population of interest.*

### # H\_CHILD\_M: HIRED CHIELD MALE

Value	Label	Cases	Percentage
0		15	0.0%
00000		55304	97.9%
00001		800	1.4%
00002		275	0.5%
00003		64	0.1%
00004		17	0.0%
00005		14	0.0%
00006		4	0.0%
00007		1	0.0%

## File : 16 Meghalaya

### # H\_CHILD\_M: HIRED CHIELD MALE

Value	Label	Cases	Percentage
00008		2	0.0%
00010		1	0.0%

Warning: these figures indicate the number of cases found in the data file. They cannot be interpreted as summary statistics of the population of interest.

### # H\_CHILD\_F: HIRED CHIELD FEMALE

<b>Information</b>	[Type= discrete] [Format=character] [Missing=*]
<b>Statistics [NW/ W]</b>	[Valid=56497 /-] [Invalid=0 /-]

Value	Label	Cases	Percentage
0		15	0.0%
00000		56122	99.3%
00001		252	0.4%
00002		76	0.1%
00003		21	0.0%
00004		5	0.0%
00005		3	0.0%
00006		2	0.0%
00008		1	0.0%

Warning: these figures indicate the number of cases found in the data file. They cannot be interpreted as summary statistics of the population of interest.

### # T\_HIRED: TOTAL OF HIRED

<b>Information</b>	[Type= discrete] [Format=character] [Missing=*]
<b>Statistics [NW/ W]</b>	[Valid=56497 /-] [Invalid=0 /-]

Value	Label	Cases	Percentage
0		9	0.0%
00000		24095	42.6%
00001		13866	24.5%
00002		7803	13.8%
00003		3576	6.3%
00004		1947	3.4%
00005		1206	2.1%
00006		787	1.4%
00007		479	0.8%
00008		395	0.7%
00009		274	0.5%
00010		265	0.5%
00011		195	0.3%
00012		137	0.2%
00013		121	0.2%
00014		126	0.2%
00015		101	0.2%
00016		79	0.1%
00017		55	0.1%
00018		63	0.1%
00019		53	0.1%

## File : 16 Meghalaya

### # T\_HIRED: TOTAL OF HIRED

Value	Label	Cases	Percentage
00020		78	0.1%
00021		31	0.1%
00022		42	0.1%
00023		32	0.1%
00024		45	0.1%
00025		46	0.1%
00026		23	0.0%
00027		31	0.1%
00028		21	0.0%
00029		26	0.0%
00030		28	0.0%
00031		23	0.0%
00032		20	0.0%
00033		12	0.0%
00034		22	0.0%
00035		29	0.1%
00036		13	0.0%
00037		9	0.0%
00038		7	0.0%
00039		8	0.0%
00040		16	0.0%
00041		5	0.0%
00042		12	0.0%
00043		5	0.0%
00044		12	0.0%
00045		6	0.0%
00046		4	0.0%
00047		5	0.0%
00048		12	0.0%
00049		10	0.0%
00050		13	0.0%
00051		4	0.0%
00052		5	0.0%
00053		2	0.0%
00054		7	0.0%
00055		9	0.0%
00056		4	0.0%
00057		1	0.0%
00058		3	0.0%
00059		4	0.0%
00060		6	0.0%
00061		4	0.0%
00062		10	0.0%

## File : 16 Meghalaya

### # T\_HIRED: TOTAL OF HIRED

Value	Label	Cases	Percentage
00063		4	0.0%
00064		4	0.0%
00065		3	0.0%
00066		2	0.0%
00067		4	0.0%
00068		3	0.0%
00069		1	0.0%
00070		6	0.0%
00071		1	0.0%
00072		7	0.0%
00073		4	0.0%
00074		2	0.0%
00075		1	0.0%
00076		3	0.0%
00077		2	0.0%
00078		4	0.0%
00079		1	0.0%
00080		3	0.0%
00081		1	0.0%
00082		1	0.0%
00083		1	0.0%
00084		2	0.0%
00085		2	0.0%
00086		3	0.0%
00087		2	0.0%
00088		1	0.0%
00090		1	0.0%
00093		3	0.0%
00094		2	0.0%
00097		2	0.0%
00098		2	0.0%
00099		3	0.0%
00100		1	0.0%
00102		2	0.0%
00103		1	0.0%
00104		1	0.0%
00105		1	0.0%
00106		2	0.0%
00108		3	0.0%
00109		1	0.0%
00110		1	0.0%
00111		1	0.0%
00114		1	0.0%

## File : 16 Meghalaya

### # T\_HIRED: TOTAL OF HIRED

Value	Label	Cases	Percentage
00115		1	0.0%
00116		4	0.0%
00122		1	0.0%
00125		1	0.0%
00126		1	0.0%
00128		1	0.0%
00129		1	0.0%
00134		1	0.0%
00137		1	0.0%
00143		1	0.0%
00146		1	0.0%
00147		1	0.0%
00150		1	0.0%
00151		1	0.0%
00152		2	0.0%
00153		1	0.0%
00155		1	0.0%
00160		1	0.0%
00161		1	0.0%
00176		1	0.0%
00179		1	0.0%
00180		1	0.0%
00184		1	0.0%
00189		1	0.0%
00215		1	0.0%
00223		1	0.0%
00240		1	0.0%
00249		1	0.0%
00255		1	0.0%
00256		1	0.0%
00263		1	0.0%
00269		1	0.0%
00273		1	0.0%
00274		1	0.0%
00285		1	0.0%
00320		1	0.0%
00338		1	0.0%
00345		1	0.0%
00353		1	0.0%
00354		1	0.0%
00388		1	0.0%
00413		1	0.0%
00420		1	0.0%

## File : 16 Meghalaya

### # T\_HIRED: TOTAL OF HIRED

Value	Label	Cases	Percentage
00512		1	0.0%
00557		2	0.0%
00561		1	0.0%
00582		1	0.0%
00650		1	0.0%
00710		1	0.0%
00729		1	0.0%
00900		1	0.0%
01005		1	0.0%
01909		1	0.0%
1		3	0.0%
3		1	0.0%
4		1	0.0%
9		1	0.0%

Warning: these figures indicate the number of cases found in the data file. They cannot be interpreted as summary statistics of the population of interest.

### # REMAKS: REMARKS

**Information** [Type= discrete] [Format=character] [Missing=\*]

**Statistics [NW/ W]** [Valid=56497 /-] [Invalid=0 /-]

Value	Label	Cases	Percentage
0		17	0.0%
000		56480	100.0%

Warning: these figures indicate the number of cases found in the data file. They cannot be interpreted as summary statistics of the population of interest.

### # TYPE\_ENTERP: TYPE OF ENTERPRISE

**Information** [Type= discrete] [Format=character] [Missing=\*]

**Statistics [NW/ W]** [Valid=56497 /-] [Invalid=0 /-]

Value	Label	Cases	Percentage
1		24104	42.7%
2		27593	48.8%
3		4800	8.5%

Warning: these figures indicate the number of cases found in the data file. They cannot be interpreted as summary statistics of the population of interest.

### # MAJOR\_ACT: MAJOR ACTIVITY CODE

**Information** [Type= discrete] [Format=character] [Missing=\*]

**Statistics [NW/ W]** [Valid=56497 /-] [Invalid=0 /-]

Value	Label	Cases	Percentage
01		901	1.6%
02		1187	2.1%
04		520	0.9%
05		2806	5.0%
06		53	0.1%
07		1606	2.8%
08		1575	2.8%

## File : 16 Meghalaya

### # MAJOR\_ACT: MAJOR ACTIVITY CODE

Value	Label	Cases	Percentage
09		21784	38.6%
10		5600	9.9%
11		939	1.7%
12		346	0.6%
13		253	0.4%
14		947	1.7%
15		17404	30.8%
16		576	1.0%

Warning: these figures indicate the number of cases found in the data file. They cannot be interpreted as summary statistics of the population of interest.

### # SIZE\_EMP1: SIZE OF EMPLOYMENT CODE-

<b>Information</b>	[Type= discrete] [Format=character] [Missing=*]
<b>Statistics [NW/ W]</b>	[Valid=56497 /-] [Invalid=0 /-]

Value	Label	Cases	Percentage
1	Employee size 0 to 1	23835	42.2%
2	Employee size 2	15848	28.1%
3	Employee size 3	6709	11.9%
4	Employee size 4	3284	5.8%
5	Employee size 5	1855	3.3%
6	Employee size 6 to 9	2701	4.8%
7	Employee size >9	2265	4.0%

Warning: these figures indicate the number of cases found in the data file. They cannot be interpreted as summary statistics of the population of interest.

### # SIZE\_EMP2: SIZE OF EMPLOYMENT CODE-

<b>Information</b>	[Type= discrete] [Format=character] [Missing=*]
<b>Statistics [NW/ W]</b>	[Valid=56497 /-] [Invalid=0 /-]

Value	Label	Cases	Percentage
01	Employee size 0 to 1	23835	42.2%
02	Employee size 2	15848	28.1%
03	Employee size 3	6709	11.9%
04	Employee size 4	3284	5.8%
05	Employee size 5	1855	3.3%
07	Employee size 6 to 9	2701	4.8%
08	Employee size 10 to 14	985	1.7%
09	Employee size 15 to 19	390	0.7%
10	Employee size 20 to 24	231	0.4%
11	Employee size 25 to 49	428	0.8%
12	Employee size 50 to 99	158	0.3%
13	Employee size 100 to 199	43	0.1%
14	Employee size 200 to 499	19	0.0%
15	Employee size >=500	11	0.0%

Warning: these figures indicate the number of cases found in the data file. They cannot be interpreted as summary statistics of the population of interest.

### # FITTER: FILLER

<b>Information</b>	[Type= discrete] [Format=character] [Missing=*]
--------------------	---

## File : 16 Meghalaya

# FITTER: FILLER

Statistics [NW/ W] [Valid=56497 /-] [Invalid=0 /-]

Value	Label	Cases	Percentage
0		56497	100.0%

*Warning: these figures indicate the number of cases found in the data file. They cannot be interpreted as summary statistics of the population of interest.*



## File : 17 Mizoram

### # FILE\_ID: FILE-ID

Information [Type= discrete] [Format=character] [Missing=\*]

Statistics [NW/ W] [Valid=24943 /-] [Invalid=0 /-]

Value	Label	Cases	Percentage
EC98AD		24943	100.0%

Warning: these figures indicate the number of cases found in the data file. They cannot be interpreted as summary statistics of the population of interest.

### # ID\_NO: IDENTIFICATION NO (ID NO)

Information [Type= discrete] [Format=character] [Missing=\*]

Statistics [NW/ W] [Valid=24943 /-] [Invalid=0 /-]

### # ST: STATE CODE

Information [Type= discrete] [Format=character] [Missing=\*]

Statistics [NW/ W] [Valid=24943 /-] [Invalid=0 /-]

Value	Label	Cases	Percentage
17	Mizoram	24943	100.0%

Warning: these figures indicate the number of cases found in the data file. They cannot be interpreted as summary statistics of the population of interest.

### # DT: DISTRICT CODE

Information [Type= discrete] [Format=character] [Missing=\*]

Statistics [NW/ W] [Valid=24943 /-] [Invalid=0 /-]

Value	Label	Cases	Percentage
01	AIZAWL	18932	75.9%
02	LUNGLEI	3566	14.3%
03	CHHIMTUIPUI	2445	9.8%

Warning: these figures indicate the number of cases found in the data file. They cannot be interpreted as summary statistics of the population of interest.

### # TEH: TEHSIL CODE

Information [Type= discrete] [Format=character] [Missing=\*]

Statistics [NW/ W] [Valid=24943 /-] [Invalid=0 /-]

Value	Label	Cases	Percentage
000		320	1.3%
001		14275	57.2%
002		3478	13.9%
003		2633	10.6%
004		3358	13.5%
018		840	3.4%
028		4	0.0%
038		35	0.1%

Warning: these figures indicate the number of cases found in the data file. They cannot be interpreted as summary statistics of the population of interest.

### # CD\_BLOCK: CD BLOCK

Information [Type= discrete] [Format=character] [Missing=\*]

Statistics [NW/ W] [Valid=24943 /-] [Invalid=0 /-]

Value	Label	Cases	Percentage
00		330	1.3%

## File : 17 Mizoram

### # CD\_BLOCK: CD BLOCK

Value	Label	Cases	Percentage
01		12111	48.6%
02		1867	7.5%
03		1600	6.4%
04		1789	7.2%
05		798	3.2%
06		266	1.1%
07		405	1.6%
08		1634	6.6%
09		778	3.1%
10		766	3.1%
11		1581	6.3%
12		1017	4.1%
34		1	0.0%

Warning: these figures indicate the number of cases found in the data file. They cannot be interpreted as summary statistics of the population of interest.

### # SECTOR: SECTOR CODE

<b>Information</b>	[Type= discrete] [Format=character] [Missing=*]		
<b>Statistics [NW/ W]</b>	[Valid=24943 /-] [Invalid=0 /-]		
Value	Label	Cases	Percentage
1	Rural	10214	40.9%
2	Urban	14729	59.1%

Warning: these figures indicate the number of cases found in the data file. They cannot be interpreted as summary statistics of the population of interest.

### # V\_C: VILLAGE CODE

<b>Information</b>	[Type= discrete] [Format=character] [Missing=*]		
<b>Statistics [NW/ W]</b>	[Valid=24943 /-] [Invalid=0 /-]		
Value	Label	Cases	Percentage
001		157	0.6%
002		161	0.6%
003		138	0.6%
004		200	0.8%
005		64	0.3%
006		302	1.2%
007		211	0.8%
008		71	0.3%
009		244	1.0%
010		297	1.2%
011		87	0.3%
012		89	0.4%
013		96	0.4%
014		132	0.5%
015		142	0.6%
016		106	0.4%
017		78	0.3%

## File : 17 Mizoram

### # V\_C: VILLAGE CODE

Value	Label	Cases	Percentage
018		9284	37.2%
019		72	0.3%
020		93	0.4%
021		67	0.3%
022		46	0.2%
023		165	0.7%
024		93	0.4%
025		187	0.7%
026		190	0.8%
027		146	0.6%
028		1652	6.6%
029		41	0.2%
030		65	0.3%
031		186	0.7%
032		128	0.5%
033		97	0.4%
034		96	0.4%
035		120	0.5%
036		46	0.2%
037		151	0.6%
038		436	1.7%
039		52	0.2%
040		131	0.5%
041		76	0.3%
042		126	0.5%
043		46	0.2%
044		92	0.4%
045		64	0.3%
046		36	0.1%
047		192	0.8%
048		723	2.9%
049		206	0.8%
050		55	0.2%
051		115	0.5%
052		69	0.3%
053		63	0.3%
054		91	0.4%
055		65	0.3%
056		104	0.4%
057		105	0.4%
058		245	1.0%
059		185	0.7%
060		83	0.3%

## File : 17 Mizoram

### # V\_C: VILLAGE CODE

Value	Label	Cases	Percentage
061		462	1.9%
062		77	0.3%
063		41	0.2%
064		45	0.2%
065		40	0.2%
066		34	0.1%
067		66	0.3%
068		179	0.7%
069		99	0.4%
070		185	0.7%
071		39	0.2%
072		36	0.1%
073		60	0.2%
074		125	0.5%
075		34	0.1%
076		78	0.3%
077		198	0.8%
078		327	1.3%
079		53	0.2%
080		112	0.4%
081		80	0.3%
082		33	0.1%
083		50	0.2%
084		80	0.3%
085		63	0.3%
086		118	0.5%
087		50	0.2%
088		669	2.7%
089		71	0.3%
090		65	0.3%
091		21	0.1%
092		27	0.1%
093		48	0.2%
094		36	0.1%
095		29	0.1%
096		115	0.5%
097		39	0.2%
098		120	0.5%
099		16	0.1%
100		36	0.1%
101		20	0.1%
102		21	0.1%
103		74	0.3%

## File : 17 Mizoram

### # V\_C: VILLAGE CODE

Value	Label	Cases	Percentage
104		23	0.1%
105		12	0.0%
106		21	0.1%
107		11	0.0%
108		153	0.6%
118		146	0.6%
128		144	0.6%
138		148	0.6%
148		273	1.1%
158		551	2.2%
168		244	1.0%
178		163	0.7%
188		23	0.1%

Warning: these figures indicate the number of cases found in the data file. They cannot be interpreted as summary statistics of the population of interest.

### # WARD: WARD CODE

<b>Information</b>	[Type= discrete] [Format=character] [Missing=*]
<b>Statistics [NW/ W]</b>	[Valid=24943 /-] [Invalid=0 /-]

Value	Label	Cases	Percentage
000		13352	53.5%
001		1017	4.1%
002		284	1.1%
003		891	3.6%
004		100	0.4%
005		479	1.9%
006		77	0.3%
007		30	0.1%
008		201	0.8%
009		522	2.1%
010		18	0.1%
011		244	1.0%
012		402	1.6%
013		275	1.1%
014		122	0.5%
015		100	0.4%
016		199	0.8%
017		218	0.9%
018		402	1.6%
019		1057	4.2%
020		422	1.7%
021		459	1.8%
022		45	0.2%
023		9	0.0%
024		43	0.2%

## File : 17 Mizoram

### # WARD: WARD CODE

Value	Label	Cases	Percentage
025		50	0.2%
026		70	0.3%
027		64	0.3%
028		126	0.5%
029		44	0.2%
030		15	0.1%
031		20	0.1%
032		110	0.4%
033		166	0.7%
034		70	0.3%
035		25	0.1%
036		79	0.3%
037		225	0.9%
038		107	0.4%
039		253	1.0%
040		10	0.0%
041		99	0.4%
042		147	0.6%
043		126	0.5%
044		261	1.0%
045		149	0.6%
046		105	0.4%
047		96	0.4%
048		240	1.0%
049		35	0.1%
050		47	0.2%
051		266	1.1%
052		260	1.0%
053		155	0.6%
054		284	1.1%
055		264	1.1%
202		1	0.0%
210		4	0.0%
300		1	0.0%
382		1	0.0%

*Warning: these figures indicate the number of cases found in the data file. They cannot be interpreted as summary statistics of the population of interest.*

### # IV\_UNIT: IV UNIT

<b>Information</b>	[Type= discrete] [Format=character] [Missing=*]		
<b>Statistics [NW/ W]</b>	[Valid=24943 /-] [Invalid=0 /-]		
Value	Label	Cases	Percentage
000		10214	40.9%
001		7044	28.2%
002		1698	6.8%

## File : 17 Mizoram

### # IV\_UNIT: IV UNIT

Value	Label	Cases	Percentage
003		699	2.8%
004		844	3.4%
005		1118	4.5%
006		953	3.8%
007		1369	5.5%
008		1004	4.0%

Warning: these figures indicate the number of cases found in the data file. They cannot be interpreted as summary statistics of the population of interest.

### # UFS\_BLOCK: UFS BLOCK

**Information** [Type= discrete] [Format=character] [Missing=\*]

**Statistics [NW/ W]** [Valid=24943 /-] [Invalid=0 /-]

Value	Label	Cases	Percentage
00		10214	40.9%
01		1183	4.7%
02		1002	4.0%
03		843	3.4%
04		567	2.3%
05		709	2.8%
06		615	2.5%
07		553	2.2%
08		490	2.0%
09		472	1.9%
10		506	2.0%
11		487	2.0%
12		696	2.8%
13		532	2.1%
14		691	2.8%
15		494	2.0%
16		505	2.0%
17		374	1.5%
18		463	1.9%
19		321	1.3%
20		375	1.5%
21		527	2.1%
22		408	1.6%
23		289	1.2%
24		293	1.2%
25		261	1.0%
26		227	0.9%
27		221	0.9%
28		143	0.6%
29		138	0.6%
30		106	0.4%
31		77	0.3%

## File : 17 Mizoram

### # UFS\_BLOCK: UFS BLOCK

Value	Label	Cases	Percentage
32		16	0.1%
33		25	0.1%
34		36	0.1%
35		17	0.1%
36		40	0.2%
37		27	0.1%

Warning: these figures indicate the number of cases found in the data file. They cannot be interpreted as summary statistics of the population of interest.

### # P\_NO: PAGE NO

**Information** [Type= discrete] [Format=character] [Missing=\*]

**Statistics [NW/ W]** [Valid=24943 /-] [Invalid=0 /-]

Value	Label	Cases	Percentage
000		3	0.0%
001		5319	21.3%
002		4233	17.0%
003		3285	13.2%
004		2456	9.8%
005		1833	7.3%
006		1366	5.5%
007		1047	4.2%
008		803	3.2%
009		631	2.5%
010		511	2.0%
011		426	1.7%
012		344	1.4%
013		303	1.2%
014		256	1.0%
015		225	0.9%
016		186	0.7%
017		158	0.6%
018		138	0.6%
019		121	0.5%
020		110	0.4%
021		94	0.4%
022		85	0.3%
023		77	0.3%
024		47	0.2%
025		50	0.2%
026		45	0.2%
027		45	0.2%
028		35	0.1%
029		34	0.1%
030		26	0.1%
031		25	0.1%



**File : 17 Mizoram**

# P\_NO: PAGE NO

Value	Label	Cases	Percentage
032		25	0.1%
033		24	0.1%
034		20	0.1%
035		20	0.1%
036		20	0.1%
037		18	0.1%
038		20	0.1%
039		20	0.1%
040		20	0.1%
041		16	0.1%
042		20	0.1%
043		15	0.1%
044		15	0.1%
045		15	0.1%
046		15	0.1%
047		15	0.1%
048		14	0.1%
049		15	0.1%
050		15	0.1%
051		15	0.1%
052		9	0.0%
053		10	0.0%
054		10	0.0%
055		10	0.0%
056		10	0.0%
057		10	0.0%
058		10	0.0%
059		10	0.0%
060		10	0.0%
061		10	0.0%
062		10	0.0%
063		8	0.0%
064		10	0.0%
065		10	0.0%
066		7	0.0%
067		10	0.0%
068		10	0.0%
069		10	0.0%
070		10	0.0%
071		10	0.0%
072		10	0.0%
073		9	0.0%
074		10	0.0%

## File : 17 Mizoram

# P\_NO: PAGE NO

Value	Label	Cases	Percentage
075		8	0.0%
076		4	0.0%
077		5	0.0%
078		5	0.0%
079		5	0.0%
080		5	0.0%
081		5	0.0%
082		5	0.0%
083		3	0.0%
161		1	0.0%

Warning: these figures indicate the number of cases found in the data file. They cannot be interpreted as summary statistics of the population of interest.

# LINE\_NO: LINE NUMBER

Information	[Type= discrete] [Format=character] [Missing=*]
Statistics [NW/ W]	[Valid=24943 /-] [Invalid=0 /-]

Value	Label	Cases	Percentage
00000		9	0.0%
00001		148	0.6%
00002		174	0.7%
00003		150	0.6%
00004		150	0.6%
00005		147	0.6%
00006		140	0.6%
00007		149	0.6%
00008		143	0.6%
00009		152	0.6%
00010		124	0.5%
00011		130	0.5%
00012		145	0.6%
00013		142	0.6%
00014		144	0.6%
00015		151	0.6%
00016		152	0.6%
00017		147	0.6%
00018		150	0.6%
00019		143	0.6%
00020		139	0.6%
00021		151	0.6%
00022		152	0.6%
00023		149	0.6%
00024		158	0.6%
00025		149	0.6%
00026		165	0.7%
00027		136	0.5%

## File : 17 Mizoram

# LINE\_NO: LINE NUMBER

Value	Label	Cases	Percentage
00028		127	0.5%
00029		137	0.5%
00030		141	0.6%
00031		136	0.5%
00032		142	0.6%
00033		149	0.6%
00034		137	0.5%
00035		156	0.6%
00036		138	0.6%
00037		145	0.6%
00038		123	0.5%
00039		150	0.6%
00040		137	0.5%
00041		151	0.6%
00042		147	0.6%
00043		146	0.6%
00044		138	0.6%
00045		128	0.5%
00046		135	0.5%
00047		120	0.5%
00048		129	0.5%
00049		143	0.6%
00050		139	0.6%
00051		139	0.6%
00052		153	0.6%
00053		138	0.6%
00054		144	0.6%
00055		135	0.5%
00056		134	0.5%
00057		130	0.5%
00058		126	0.5%
00059		126	0.5%
00060		122	0.5%
00061		135	0.5%
00062		131	0.5%
00063		136	0.5%
00064		122	0.5%
00065		126	0.5%
00066		137	0.5%
00067		115	0.5%
00068		129	0.5%
00069		132	0.5%
00070		118	0.5%

**File : 17 Mizoram**

# LINE\_NO: LINE NUMBER

Value	Label	Cases	Percentage
00071		123	0.5%
00072		139	0.6%
00073		131	0.5%
00074		143	0.6%
00075		112	0.4%
00076		109	0.4%
00077		108	0.4%
00078		118	0.5%
00079		117	0.5%
00080		119	0.5%
00081		118	0.5%
00082		122	0.5%
00083		116	0.5%
00084		114	0.5%
00085		129	0.5%
00086		104	0.4%
00087		120	0.5%
00088		111	0.4%
00089		101	0.4%
00090		109	0.4%
00091		112	0.4%
00092		103	0.4%
00093		111	0.4%
00094		111	0.4%
00095		107	0.4%
00096		82	0.3%
00097		97	0.4%
00098		97	0.4%
00099		98	0.4%
00100		95	0.4%
00101		94	0.4%
00102		105	0.4%
00103		91	0.4%
00104		100	0.4%
00105		105	0.4%
00106		107	0.4%
00107		111	0.4%
00108		102	0.4%
00109		106	0.4%
00110		95	0.4%
00111		94	0.4%
00112		97	0.4%
00113		100	0.4%

**File : 17 Mizoram**

# LINE\_NO: LINE NUMBER

Value	Label	Cases	Percentage
00114		99	0.4%
00115		97	0.4%
00116		101	0.4%
00117		97	0.4%
00118		101	0.4%
00119		115	0.5%
00120		91	0.4%
00121		107	0.4%
00122		99	0.4%
00123		96	0.4%
00124		93	0.4%
00125		81	0.3%
00126		78	0.3%
00127		82	0.3%
00128		81	0.3%
00129		91	0.4%
00130		86	0.3%
00131		78	0.3%
00132		88	0.4%
00133		83	0.3%
00134		87	0.3%
00135		76	0.3%
00136		71	0.3%
00137		70	0.3%
00138		88	0.4%
00139		73	0.3%
00140		62	0.2%
00141		74	0.3%
00142		74	0.3%
00143		70	0.3%
00144		85	0.3%
00145		82	0.3%
00146		77	0.3%
00147		77	0.3%
00148		72	0.3%
00149		71	0.3%
00150		75	0.3%
00151		76	0.3%
00152		85	0.3%
00153		74	0.3%
00154		71	0.3%
00155		75	0.3%
00156		62	0.2%

## File : 17 Mizoram

# LINE\_NO: LINE NUMBER

Value	Label	Cases	Percentage
00157		56	0.2%
00158		70	0.3%
00159		68	0.3%
00160		83	0.3%
00161		62	0.2%
00162		66	0.3%
00163		56	0.2%
00164		58	0.2%
00165		60	0.2%
00166		64	0.3%
00167		62	0.2%
00168		65	0.3%
00169		61	0.2%
00170		72	0.3%
00171		62	0.2%
00172		53	0.2%
00173		61	0.2%
00174		57	0.2%
00175		51	0.2%
00176		60	0.2%
00177		52	0.2%
00178		63	0.3%
00179		55	0.2%
00180		58	0.2%
00181		52	0.2%
00182		55	0.2%
00183		48	0.2%
00184		52	0.2%
00185		54	0.2%
00186		45	0.2%
00187		42	0.2%
00188		41	0.2%
00189		33	0.1%
00190		38	0.2%
00191		42	0.2%
00192		31	0.1%
00193		38	0.2%
00194		41	0.2%
00195		37	0.1%
00196		28	0.1%
00197		32	0.1%
00198		31	0.1%
00199		40	0.2%

**File : 17 Mizoram**

# LINE\_NO: LINE NUMBER

Value	Label	Cases	Percentage
00200		40	0.2%
00201		45	0.2%
00202		41	0.2%
00203		39	0.2%
00204		35	0.1%
00205		44	0.2%
00206		34	0.1%
00207		40	0.2%
00208		29	0.1%
00209		33	0.1%
00210		32	0.1%
00211		31	0.1%
00212		28	0.1%
00213		33	0.1%
00214		37	0.1%
00215		37	0.1%
00216		27	0.1%
00217		31	0.1%
00218		28	0.1%
00219		30	0.1%
00220		34	0.1%
00221		33	0.1%
00222		31	0.1%
00223		30	0.1%
00224		24	0.1%
00225		33	0.1%
00226		27	0.1%
00227		29	0.1%
00228		30	0.1%
00229		29	0.1%
00230		29	0.1%
00231		30	0.1%
00232		26	0.1%
00233		30	0.1%
00234		23	0.1%
00235		29	0.1%
00236		32	0.1%
00237		29	0.1%
00238		19	0.1%
00239		31	0.1%
00240		27	0.1%
00241		26	0.1%
00242		32	0.1%

**File : 17 Mizoram**

# LINE\_NO: LINE NUMBER

Value	Label	Cases	Percentage
00243		27	0.1%
00244		26	0.1%
00245		25	0.1%
00246		26	0.1%
00247		20	0.1%
00248		21	0.1%
00249		16	0.1%
00250		20	0.1%
00251		28	0.1%
00252		24	0.1%
00253		24	0.1%
00254		25	0.1%
00255		25	0.1%
00256		22	0.1%
00257		23	0.1%
00258		26	0.1%
00259		28	0.1%
00260		22	0.1%
00261		25	0.1%
00262		18	0.1%
00263		23	0.1%
00264		27	0.1%
00265		22	0.1%
00266		24	0.1%
00267		30	0.1%
00268		16	0.1%
00269		23	0.1%
00270		16	0.1%
00271		16	0.1%
00272		21	0.1%
00273		17	0.1%
00274		23	0.1%
00275		16	0.1%
00276		20	0.1%
00277		19	0.1%
00278		18	0.1%
00279		13	0.1%
00280		14	0.1%
00281		14	0.1%
00282		24	0.1%
00283		14	0.1%
00284		13	0.1%
00285		18	0.1%



**File : 17 Mizoram**

# LINE\_NO: LINE NUMBER

Value	Label	Cases	Percentage
00286		14	0.1%
00287		20	0.1%
00288		18	0.1%
00289		20	0.1%
00290		20	0.1%
00291		16	0.1%
00292		20	0.1%
00293		17	0.1%
00294		13	0.1%
00295		11	0.0%
00296		16	0.1%
00297		18	0.1%
00298		19	0.1%
00299		14	0.1%
00300		19	0.1%
00301		14	0.1%
00302		18	0.1%
00303		21	0.1%
00304		15	0.1%
00305		17	0.1%
00306		16	0.1%
00307		13	0.1%
00308		16	0.1%
00309		15	0.1%
00310		19	0.1%
00311		18	0.1%
00312		16	0.1%
00313		15	0.1%
00314		13	0.1%
00315		18	0.1%
00316		16	0.1%
00317		16	0.1%
00318		13	0.1%
00319		21	0.1%
00320		16	0.1%
00321		14	0.1%
00322		19	0.1%
00323		16	0.1%
00324		12	0.0%
00325		14	0.1%
00326		16	0.1%
00327		13	0.1%
00328		12	0.0%

## File : 17 Mizoram

# LINE\_NO: LINE NUMBER

Value	Label	Cases	Percentage
00329		13	0.1%
00330		16	0.1%
00331		10	0.0%
00332		12	0.0%
00333		10	0.0%
00334		18	0.1%
00335		10	0.0%
00336		12	0.0%
00337		11	0.0%
00338		12	0.0%
00339		12	0.0%
00340		12	0.0%
00341		13	0.1%
00342		15	0.1%
00343		14	0.1%
00344		8	0.0%
00345		11	0.0%
00346		12	0.0%
00347		7	0.0%
00348		10	0.0%
00349		11	0.0%
00350		12	0.0%
00351		14	0.1%
00352		20	0.1%
00353		12	0.0%
00354		12	0.0%
00355		8	0.0%
00356		13	0.1%
00357		11	0.0%
00358		11	0.0%
00359		12	0.0%
00360		9	0.0%
00361		9	0.0%
00362		6	0.0%
00363		7	0.0%
00364		9	0.0%
00365		9	0.0%
00366		8	0.0%
00367		9	0.0%
00368		9	0.0%
00369		10	0.0%
00370		9	0.0%
00371		8	0.0%

**File : 17 Mizoram**

# LINE\_NO: LINE NUMBER

Value	Label	Cases	Percentage
00372		10	0.0%
00373		7	0.0%
00374		12	0.0%
00375		9	0.0%
00376		10	0.0%
00377		7	0.0%
00378		10	0.0%
00379		7	0.0%
00380		10	0.0%
00381		6	0.0%
00382		6	0.0%
00383		6	0.0%
00384		9	0.0%
00385		9	0.0%
00386		9	0.0%
00387		9	0.0%
00388		11	0.0%
00389		13	0.1%
00390		13	0.1%
00391		11	0.0%
00392		12	0.0%
00393		14	0.1%
00394		10	0.0%
00395		16	0.1%
00396		10	0.0%
00397		10	0.0%
00398		9	0.0%
00399		9	0.0%
00400		8	0.0%
00401		6	0.0%
00402		9	0.0%
00403		10	0.0%
00404		8	0.0%
00405		5	0.0%
00406		6	0.0%
00407		6	0.0%
00408		6	0.0%
00409		6	0.0%
00410		8	0.0%
00411		6	0.0%
00412		9	0.0%
00413		9	0.0%
00414		8	0.0%

**File : 17 Mizoram**

# LINE\_NO: LINE NUMBER

Value	Label	Cases	Percentage
00415		8	0.0%
00416		9	0.0%
00417		7	0.0%
00418		7	0.0%
00419		12	0.0%
00420		10	0.0%
00421		5	0.0%
00422		7	0.0%
00423		5	0.0%
00424		9	0.0%
00425		6	0.0%
00426		5	0.0%
00427		3	0.0%
00428		3	0.0%
00429		5	0.0%
00430		7	0.0%
00431		3	0.0%
00432		3	0.0%
00433		3	0.0%
00434		5	0.0%
00435		6	0.0%
00436		6	0.0%
00437		3	0.0%
00438		4	0.0%
00439		5	0.0%
00440		5	0.0%
00441		3	0.0%
00442		4	0.0%
00443		3	0.0%
00444		5	0.0%
00445		5	0.0%
00446		3	0.0%
00447		3	0.0%
00448		3	0.0%
00449		3	0.0%
00450		1	0.0%
00451		4	0.0%
00452		1	0.0%
00453		3	0.0%
00454		2	0.0%
00455		4	0.0%
00456		4	0.0%
00457		6	0.0%

**File : 17 Mizoram**

# LINE\_NO: LINE NUMBER

Value	Label	Cases	Percentage
00458		4	0.0%
00459		3	0.0%
00460		6	0.0%
00461		3	0.0%
00462		3	0.0%
00463		3	0.0%
00464		4	0.0%
00465		6	0.0%
00466		4	0.0%
00467		3	0.0%
00468		6	0.0%
00469		2	0.0%
00470		2	0.0%
00471		1	0.0%
00472		4	0.0%
00473		3	0.0%
00474		4	0.0%
00475		3	0.0%
00476		3	0.0%
00477		2	0.0%
00478		5	0.0%
00479		1	0.0%
00480		1	0.0%
00481		1	0.0%
00482		2	0.0%
00483		2	0.0%
00485		1	0.0%
00486		1	0.0%
00487		2	0.0%
00488		2	0.0%
00489		2	0.0%
00490		3	0.0%
00492		2	0.0%
00493		3	0.0%
00494		2	0.0%
00495		2	0.0%
00496		3	0.0%
00497		3	0.0%
00498		5	0.0%
00499		4	0.0%
00500		2	0.0%
00501		1	0.0%
00502		3	0.0%

**File : 17 Mizoram**

# LINE\_NO: LINE NUMBER

Value	Label	Cases	Percentage
00503		4	0.0%
00504		2	0.0%
00505		4	0.0%
00506		2	0.0%
00507		3	0.0%
00508		4	0.0%
00509		2	0.0%
00510		2	0.0%
00511		2	0.0%
00512		1	0.0%
00513		3	0.0%
00514		1	0.0%
00516		1	0.0%
00517		2	0.0%
00520		1	0.0%
00521		2	0.0%
00522		2	0.0%
00523		3	0.0%
00524		3	0.0%
00525		4	0.0%
00526		4	0.0%
00527		2	0.0%
00528		4	0.0%
00529		4	0.0%
00530		5	0.0%
00531		4	0.0%
00532		3	0.0%
00533		2	0.0%
00534		2	0.0%
00535		1	0.0%
00536		2	0.0%
00537		2	0.0%
00538		1	0.0%
00541		2	0.0%
00542		2	0.0%
00543		2	0.0%
00544		2	0.0%
00545		1	0.0%
00546		2	0.0%
00547		2	0.0%
00548		1	0.0%
00549		3	0.0%
00550		3	0.0%

**File : 17 Mizoram**

# LINE\_NO: LINE NUMBER

Value	Label	Cases	Percentage
00552		2	0.0%
00553		2	0.0%
00554		1	0.0%
00556		2	0.0%
00558		1	0.0%
00559		3	0.0%
00561		2	0.0%
00562		3	0.0%
00563		2	0.0%
00564		4	0.0%
00565		2	0.0%
00566		1	0.0%
00567		1	0.0%
00569		1	0.0%
00575		1	0.0%
00576		2	0.0%
00578		1	0.0%
00579		1	0.0%
00581		3	0.0%
00582		2	0.0%
00583		2	0.0%
00584		1	0.0%
00585		1	0.0%
00587		2	0.0%
00589		1	0.0%
00590		3	0.0%
00591		2	0.0%
00595		1	0.0%
00596		2	0.0%
00597		2	0.0%
00598		2	0.0%
00599		3	0.0%
00600		2	0.0%
00601		1	0.0%
00602		2	0.0%
00603		2	0.0%
00604		2	0.0%
00605		2	0.0%
00606		1	0.0%
00607		2	0.0%
00608		2	0.0%
00609		3	0.0%
00610		2	0.0%

**File : 17 Mizoram**

# LINE\_NO: LINE NUMBER

Value	Label	Cases	Percentage
00611		2	0.0%
00612		3	0.0%
00613		2	0.0%
00614		2	0.0%
00615		1	0.0%
00617		1	0.0%
00619		1	0.0%
00621		1	0.0%
00622		2	0.0%
00624		1	0.0%
00625		1	0.0%
00626		1	0.0%
00627		2	0.0%
00628		1	0.0%
00629		2	0.0%
00630		2	0.0%
00632		1	0.0%
00633		2	0.0%
00634		1	0.0%
00635		3	0.0%
00636		2	0.0%
00637		2	0.0%
00639		1	0.0%
00644		1	0.0%
00647		1	0.0%
00655		1	0.0%
00661		1	0.0%
00662		1	0.0%
00664		1	0.0%
00665		1	0.0%
00666		2	0.0%
00667		1	0.0%
00669		2	0.0%
00670		1	0.0%
00671		1	0.0%
00672		1	0.0%
00673		1	0.0%
00674		2	0.0%
00675		1	0.0%
00677		2	0.0%
00678		1	0.0%
00681		1	0.0%
00682		1	0.0%



**File : 17 Mizoram**

# LINE\_NO: LINE NUMBER

Value	Label	Cases	Percentage
00683		1	0.0%
00684		1	0.0%
00685		2	0.0%
00686		2	0.0%
00687		1	0.0%
00688		2	0.0%
00689		1	0.0%
00690		1	0.0%
00691		1	0.0%
00694		2	0.0%
00696		1	0.0%
00698		1	0.0%
00699		1	0.0%
00700		1	0.0%
00701		1	0.0%
00703		1	0.0%
00704		1	0.0%
00706		2	0.0%
00707		1	0.0%
00708		1	0.0%
00709		1	0.0%
00710		1	0.0%
00713		2	0.0%
00714		1	0.0%
00715		2	0.0%
00717		1	0.0%
00718		1	0.0%
00719		1	0.0%
00720		1	0.0%
00725		1	0.0%
00727		1	0.0%
00739		1	0.0%
00740		1	0.0%
00746		1	0.0%
00747		1	0.0%
00748		1	0.0%
00749		2	0.0%
00750		2	0.0%
00751		2	0.0%
00752		1	0.0%
00753		1	0.0%
00754		1	0.0%
00755		1	0.0%

**File : 17 Mizoram**

# LINE\_NO: LINE NUMBER

Value	Label	Cases	Percentage
00756		1	0.0%
00757		1	0.0%
00758		1	0.0%
00759		1	0.0%
00771		1	0.0%
00772		1	0.0%
00794		1	0.0%
00809		1	0.0%
00813		1	0.0%
00815		1	0.0%
00827		1	0.0%
00884		1	0.0%
00885		1	0.0%
00895		1	0.0%
00896		1	0.0%
00900		1	0.0%
00923		1	0.0%
00924		1	0.0%
00932		1	0.0%
00934		1	0.0%
00938		1	0.0%
00968		1	0.0%
00972		1	0.0%
00977		1	0.0%
00981		1	0.0%
00982		1	0.0%
00991		1	0.0%
00997		1	0.0%
01001		1	0.0%
01002		1	0.0%
01004		1	0.0%
01007		1	0.0%
01017		1	0.0%
01021		1	0.0%
01037		1	0.0%
01047		1	0.0%
01048		1	0.0%
01051		1	0.0%
01057		1	0.0%
01068		1	0.0%
01086		1	0.0%
01096		1	0.0%
01107		1	0.0%

**File : 17 Mizoram**

# LINE\_NO: LINE NUMBER

Value	Label	Cases	Percentage
01128		1	0.0%
01131		1	0.0%
01132		1	0.0%
01141		1	0.0%
01148		1	0.0%
01155		1	0.0%
01167		1	0.0%
01168		1	0.0%
01173		1	0.0%
01174		1	0.0%
01177		1	0.0%
01196		1	0.0%
01203		1	0.0%
01204		1	0.0%
01207		1	0.0%
01220		1	0.0%
01221		1	0.0%
01222		1	0.0%
01223		1	0.0%
01228		1	0.0%
01243		1	0.0%
01265		1	0.0%
01266		1	0.0%
01291		1	0.0%
01304		1	0.0%
01337		1	0.0%
01376		1	0.0%
01378		1	0.0%
01418		1	0.0%
01447		1	0.0%
01448		1	0.0%
01464		1	0.0%
01478		1	0.0%
01479		1	0.0%
01480		1	0.0%
01511		1	0.0%
01531		1	0.0%
01535		1	0.0%
01549		1	0.0%
01554		1	0.0%
01556		1	0.0%
01565		1	0.0%
01569		1	0.0%

**File : 17 Mizoram**

# LINE\_NO: LINE NUMBER

Value	Label	Cases	Percentage
01580		1	0.0%
01586		1	0.0%
01605		1	0.0%
01619		1	0.0%
01624		1	0.0%
01641		1	0.0%
01642		1	0.0%
01650		1	0.0%
01656		1	0.0%
01668		1	0.0%
01676		1	0.0%
01677		1	0.0%
01678		1	0.0%
01679		1	0.0%
01680		1	0.0%
01681		1	0.0%
01682		1	0.0%
01694		1	0.0%
01704		1	0.0%
01708		1	0.0%
01709		1	0.0%
01711		1	0.0%
01712		1	0.0%
01715		1	0.0%
01719		1	0.0%
01720		1	0.0%
01734		1	0.0%
01743		1	0.0%
01800		1	0.0%
01805		1	0.0%
01808		1	0.0%
01809		1	0.0%
01811		1	0.0%
01813		1	0.0%
01816		1	0.0%
01821		2	0.0%
01823		1	0.0%
01825		1	0.0%
01826		1	0.0%
01835		1	0.0%
01842		1	0.0%
01898		1	0.0%
01899		1	0.0%

## File : 17 Mizoram

### # LINE\_NO: LINE NUMBER

Value	Label	Cases	Percentage
01900		1	0.0%
01926		1	0.0%
01956		1	0.0%
01958		1	0.0%
01970		1	0.0%
02007		1	0.0%
02018		1	0.0%
02034		1	0.0%
02036		1	0.0%
02048		1	0.0%
02052		1	0.0%
02053		1	0.0%
02057		1	0.0%
02060		1	0.0%
02061		1	0.0%
02066		1	0.0%
02070		1	0.0%
02075		1	0.0%
02078		1	0.0%
02098		1	0.0%
02099		1	0.0%
02102		2	0.0%
02107		1	0.0%
02118		1	0.0%
02120		1	0.0%
02125		1	0.0%
02127		1	0.0%
02132		1	0.0%
02135		1	0.0%
03161		1	0.0%
13222		1	0.0%
20000		1	0.0%
20221		1	0.0%
20723		1	0.0%
26025		1	0.0%
36228		1	0.0%
50629		1	0.0%
70105		1	0.0%

*Warning: these figures indicate the number of cases found in the data file. They cannot be interpreted as summary statistics of the population of interest.*

### # PREM\_S: PREMISES STATUS

<b>Information</b>	[Type= discrete] [Format=character] [Missing=*]
<b>Statistics [NW/ W]</b>	[Valid=24943 /-] [Invalid=0 /-]

## File : 17 Mizoram

### # PREM\_S: PREMISES STATUS

Value	Label	Cases	Percentage
1	Without premises	2727	10.9%
2	With Premises	22216	89.1%

*Warning: these figures indicate the number of cases found in the data file. They cannot be interpreted as summary statistics of the population of interest.*

### # SRL\_NO: RUNNING SERIAL NUMBER

<b>Information</b>	[Type= discrete] [Format=character] [Missing=*]
--------------------	---

<b>Statistics [NW/ W]</b>	[Valid=24943 /-] [Invalid=0 /-]
---------------------------	---------------------------------

Value	Label	Cases	Percentage
00000		14	0.1%
00001		1165	4.7%
00002		1105	4.4%
00003		1051	4.2%
00004		1027	4.1%
00005		1000	4.0%
00006		886	3.6%
00007		867	3.5%
00008		842	3.4%
00009		829	3.3%
00010		811	3.3%
00011		689	2.8%
00012		672	2.7%
00013		662	2.7%
00014		648	2.6%
00015		649	2.6%
00016		512	2.1%
00017		500	2.0%
00018		500	2.0%
00019		479	1.9%
00020		456	1.8%
00021		377	1.5%
00022		371	1.5%
00023		362	1.5%
00024		354	1.4%
00025		342	1.4%
00026		283	1.1%
00027		280	1.1%
00028		271	1.1%
00029		265	1.1%
00030		259	1.0%
00031		216	0.9%
00032		211	0.8%
00033		210	0.8%
00034		203	0.8%

## File : 17 Mizoram

# SRL\_NO: RUNNING SERIAL NUMBER

Value	Label	Cases	Percentage
00035		196	0.8%
00036		161	0.6%
00037		163	0.7%
00038		161	0.6%
00039		159	0.6%
00040		153	0.6%
00041		130	0.5%
00042		126	0.5%
00043		128	0.5%
00044		124	0.5%
00045		125	0.5%
00046		108	0.4%
00047		105	0.4%
00048		103	0.4%
00049		103	0.4%
00050		103	0.4%
00051		86	0.3%
00052		85	0.3%
00053		83	0.3%
00054		83	0.3%
00055		80	0.3%
00056		71	0.3%
00057		70	0.3%
00058		70	0.3%
00059		70	0.3%
00060		67	0.3%
00061		58	0.2%
00062		60	0.2%
00063		60	0.2%
00064		59	0.2%
00065		57	0.2%
00066		53	0.2%
00067		51	0.2%
00068		51	0.2%
00069		50	0.2%
00070		50	0.2%
00071		45	0.2%
00072		44	0.2%
00073		45	0.2%
00074		44	0.2%
00075		40	0.2%
00076		37	0.1%
00077		37	0.1%

## File : 17 Mizoram

### # SRL\_NO: RUNNING SERIAL NUMBER

Value	Label	Cases	Percentage
00078		36	0.1%
00079		37	0.1%
00080		35	0.1%
00081		32	0.1%
00082		30	0.1%
00083		33	0.1%
00084		33	0.1%
00085		32	0.1%
00086		31	0.1%
00087		32	0.1%
00088		28	0.1%
00089		27	0.1%
00090		27	0.1%
00091		23	0.1%
00092		24	0.1%
00093		23	0.1%
00094		23	0.1%
00095		23	0.1%
00096		24	0.1%
00097		21	0.1%
00098		23	0.1%
00099		21	0.1%
00100		21	0.1%
00101		19	0.1%
00102		20	0.1%
00103		20	0.1%
00104		19	0.1%
00105		19	0.1%
00106		17	0.1%
00107		17	0.1%
00108		17	0.1%
00109		17	0.1%
00110		17	0.1%
00111		16	0.1%
00112		17	0.1%
00113		15	0.1%
00114		15	0.1%
00115		14	0.1%
00116		10	0.0%
00117		10	0.0%
00118		9	0.0%
00119		8	0.0%
00120		8	0.0%



**File : 17 Mizoram****# SRL\_NO: RUNNING SERIAL NUMBER**

<b>Value</b>	<b>Label</b>	<b>Cases</b>	<b>Percentage</b>
00121		8	0.0%
00122		8	0.0%
00123		7	0.0%
00124		8	0.0%
00125		8	0.0%
00126		8	0.0%
00127		8	0.0%
00128		8	0.0%
00129		8	0.0%
00130		8	0.0%
00131		8	0.0%
00132		8	0.0%
00133		8	0.0%
00134		8	0.0%
00135		8	0.0%
00136		7	0.0%
00137		7	0.0%
00138		7	0.0%
00139		7	0.0%
00140		7	0.0%
00141		8	0.0%
00142		7	0.0%
00143		7	0.0%
00144		9	0.0%
00145		8	0.0%
00146		7	0.0%
00147		6	0.0%
00148		7	0.0%
00149		5	0.0%
00150		6	0.0%
00151		5	0.0%
00152		5	0.0%
00153		5	0.0%
00154		5	0.0%
00155		5	0.0%
00156		5	0.0%
00157		4	0.0%
00158		4	0.0%
00159		5	0.0%
00160		4	0.0%
00161		4	0.0%
00162		4	0.0%
00163		4	0.0%

**File : 17 Mizoram****# SRL\_NO: RUNNING SERIAL NUMBER**

<b>Value</b>	<b>Label</b>	<b>Cases</b>	<b>Percentage</b>
00164		4	0.0%
00165		4	0.0%
00166		4	0.0%
00167		4	0.0%
00168		4	0.0%
00169		4	0.0%
00170		4	0.0%
00171		4	0.0%
00172		4	0.0%
00173		4	0.0%
00174		4	0.0%
00175		5	0.0%
00176		4	0.0%
00177		4	0.0%
00178		4	0.0%
00179		4	0.0%
00180		4	0.0%
00181		4	0.0%
00182		4	0.0%
00183		4	0.0%
00184		4	0.0%
00185		4	0.0%
00186		4	0.0%
00187		4	0.0%
00188		5	0.0%
00189		3	0.0%
00190		4	0.0%
00191		4	0.0%
00192		4	0.0%
00193		5	0.0%
00194		4	0.0%
00195		4	0.0%
00196		4	0.0%
00197		4	0.0%
00198		5	0.0%
00199		4	0.0%
00200		4	0.0%
00201		4	0.0%
00202		3	0.0%
00203		4	0.0%
00204		4	0.0%
00205		4	0.0%
00206		4	0.0%

**File : 17 Mizoram****# SRL\_NO: RUNNING SERIAL NUMBER**

<b>Value</b>	<b>Label</b>	<b>Cases</b>	<b>Percentage</b>
00207		4	0.0%
00208		4	0.0%
00209		4	0.0%
00210		4	0.0%
00211		4	0.0%
00212		4	0.0%
00213		3	0.0%
00214		3	0.0%
00215		3	0.0%
00216		3	0.0%
00217		4	0.0%
00218		2	0.0%
00219		3	0.0%
00220		3	0.0%
00221		3	0.0%
00222		3	0.0%
00223		3	0.0%
00224		3	0.0%
00225		5	0.0%
00226		3	0.0%
00227		3	0.0%
00228		3	0.0%
00229		3	0.0%
00230		3	0.0%
00231		2	0.0%
00232		3	0.0%
00233		3	0.0%
00234		3	0.0%
00235		3	0.0%
00236		3	0.0%
00237		3	0.0%
00238		3	0.0%
00239		3	0.0%
00240		3	0.0%
00241		3	0.0%
00242		3	0.0%
00243		3	0.0%
00244		3	0.0%
00245		3	0.0%
00246		3	0.0%
00247		3	0.0%
00248		3	0.0%
00249		3	0.0%

**File : 17 Mizoram****# SRL\_NO: RUNNING SERIAL NUMBER**

<b>Value</b>	<b>Label</b>	<b>Cases</b>	<b>Percentage</b>
00250		3	0.0%
00251		4	0.0%
00252		2	0.0%
00253		3	0.0%
00254		3	0.0%
00255		3	0.0%
00256		3	0.0%
00257		2	0.0%
00258		2	0.0%
00259		2	0.0%
00260		2	0.0%
00261		2	0.0%
00262		2	0.0%
00263		2	0.0%
00264		1	0.0%
00265		2	0.0%
00266		3	0.0%
00267		2	0.0%
00268		2	0.0%
00269		3	0.0%
00270		2	0.0%
00271		2	0.0%
00272		2	0.0%
00273		2	0.0%
00274		2	0.0%
00275		2	0.0%
00276		2	0.0%
00277		2	0.0%
00278		2	0.0%
00279		2	0.0%
00280		2	0.0%
00281		2	0.0%
00282		4	0.0%
00283		2	0.0%
00284		2	0.0%
00285		2	0.0%
00286		2	0.0%
00287		2	0.0%
00288		2	0.0%
00289		3	0.0%
00290		2	0.0%
00291		2	0.0%
00292		2	0.0%

**File : 17 Mizoram**

# SRL\_NO: RUNNING SERIAL NUMBER

Value	Label	Cases	Percentage
00293		2	0.0%
00294		2	0.0%
00295		2	0.0%
00296		2	0.0%
00297		2	0.0%
00298		3	0.0%
00299		2	0.0%
00300		2	0.0%
00301		2	0.0%
00302		2	0.0%
00303		2	0.0%
00304		2	0.0%
00305		3	0.0%
00306		2	0.0%
00307		2	0.0%
00308		1	0.0%
00309		2	0.0%
00310		2	0.0%
00311		2	0.0%
00312		3	0.0%
00313		2	0.0%
00314		2	0.0%
00315		2	0.0%
00316		2	0.0%
00317		2	0.0%
00318		2	0.0%
00319		2	0.0%
00320		2	0.0%
00321		2	0.0%
00322		2	0.0%
00323		2	0.0%
00324		2	0.0%
00325		2	0.0%
00326		2	0.0%
00327		2	0.0%
00328		2	0.0%
00329		2	0.0%
00330		2	0.0%
00331		2	0.0%
00332		2	0.0%
00333		3	0.0%
00334		2	0.0%
00335		2	0.0%

**File : 17 Mizoram****# SRL\_NO: RUNNING SERIAL NUMBER**

<b>Value</b>	<b>Label</b>	<b>Cases</b>	<b>Percentage</b>
00336		2	0.0%
00337		2	0.0%
00338		1	0.0%
00339		2	0.0%
00340		2	0.0%
00341		2	0.0%
00342		2	0.0%
00343		2	0.0%
00344		2	0.0%
00345		2	0.0%
00346		2	0.0%
00347		2	0.0%
00348		2	0.0%
00349		2	0.0%
00350		2	0.0%
00351		2	0.0%
00352		2	0.0%
00353		2	0.0%
00354		2	0.0%
00355		2	0.0%
00356		2	0.0%
00357		2	0.0%
00358		2	0.0%
00359		2	0.0%
00360		2	0.0%
00361		2	0.0%
00362		2	0.0%
00363		2	0.0%
00364		2	0.0%
00365		2	0.0%
00366		2	0.0%
00367		2	0.0%
00368		2	0.0%
00369		2	0.0%
00370		2	0.0%
00371		2	0.0%
00372		2	0.0%
00373		1	0.0%
00374		1	0.0%
00375		1	0.0%
00376		1	0.0%
00377		1	0.0%
00378		1	0.0%

## File : 17 Mizoram

### # SRL\_NO: RUNNING SERIAL NUMBER

Value	Label	Cases	Percentage
00379		1	0.0%
00380		1	0.0%
00381		1	0.0%
00382		1	0.0%
00383		1	0.0%
00384		1	0.0%
00385		1	0.0%
00386		1	0.0%
00387		1	0.0%
00388		1	0.0%
00389		1	0.0%
00390		1	0.0%
00391		1	0.0%
00392		1	0.0%
00393		1	0.0%
00394		1	0.0%
00395		1	0.0%
00396		1	0.0%
00667		1	0.0%
00780		1	0.0%

*Warning: these figures indicate the number of cases found in the data file. They cannot be interpreted as summary statistics of the population of interest.*

### # NIC: NIC

<b>Information</b>	[Type= discrete] [Format=character] [Missing=*]
<b>Statistics [NW/ W]</b>	[Valid=24943 /-] [Invalid=0 /-]
<i>Frequency table not shown (1284 Modalities)</i>	

### # AGRI\_NON\_AGRI: AGRILAND NON-AGRI.

<b>Information</b>	[Type= discrete] [Format=character] [Missing=*]
<b>Statistics [NW/ W]</b>	[Valid=24943 /-] [Invalid=0 /-]

Value	Label	Cases	Percentage
1	Agriculture	1744	7.0%
2	Non-Agriculture	23199	93.0%

*Warning: these figures indicate the number of cases found in the data file. They cannot be interpreted as summary statistics of the population of interest.*

### # NOP: NATURE OF OPERATION

<b>Information</b>	[Type= discrete] [Format=character] [Missing=*]
<b>Statistics [NW/ W]</b>	[Valid=24943 /-] [Invalid=0 /-]

Value	Label	Cases	Percentage
1	Perennial	24283	97.4%
2	Non-Perennial	660	2.6%

*Warning: these figures indicate the number of cases found in the data file. They cannot be interpreted as summary statistics of the population of interest.*

### # OWN\_SHIP: OWNERSHIP CODE

<b>Information</b>	[Type= discrete] [Format=character] [Missing=*]
--------------------	---

## File : 17 Mizoram

### # OWN\_SHIP: OWNERSHIP CODE

Statistics [NW/ W] [Valid=24943 /-] [Invalid=0 /-]

Value	Label	Cases	Percentage
1	Private Non-Profit Institutions	2881	11.6%
2	Private Others	17312	69.4%
3	Co-operatives	234	0.9%
4	Governments	4516	18.1%

Warning: these figures indicate the number of cases found in the data file. They cannot be interpreted as summary statistics of the population of interest.

### # SG: SOCIAL GROUP CODE

Information [Type= discrete] [Format=character] [Missing=\*]

Statistics [NW/ W] [Valid=24943 /-] [Invalid=0 /-]

Value	Label	Cases	Percentage
1	ST Female	5304	21.3%
2	ST Male	11825	47.4%
3	SC Female	16	0.1%
4	SC Male	81	0.3%
5	OBC Female	10	0.0%
6	OBC Male	36	0.1%
7	Others Female	6	0.0%
8	Others Male	34	0.1%
9	Other than private enterprises	7631	30.6%

Warning: these figures indicate the number of cases found in the data file. They cannot be interpreted as summary statistics of the population of interest.

### # P\_F\_USED: POWER/FUEL USED

Information [Type= discrete] [Format=character] [Missing=\*]

Statistics [NW/ W] [Valid=24943 /-] [Invalid=0 /-]

Value	Label	Cases	Percentage
0	Without power	20404	81.8%
1	Electricity	1028	4.1%
2	Coal/soft coke	293	1.2%
3	Patrol/Diesel	2202	8.8%
4	LPG/Natural Gas	138	0.6%
5	Fire wood	692	2.8%
6	Kerosene	34	0.1%
7	Animal power	8	0.0%
8	"Non-conventional energy (bio-gas, solar & wind energy)	8	0.0%
9	Others	136	0.5%

Warning: these figures indicate the number of cases found in the data file. They cannot be interpreted as summary statistics of the population of interest.

### # Y\_OPRA: YEAR OF OPERATION

Information [Type= discrete] [Format=character] [Missing=\*]

Statistics [NW/ W] [Valid=24943 /-] [Invalid=0 /-]

Value	Label	Cases	Percentage
0	Less than 1 year	430	1.7%
1	Completed 1 year	1137	4.6%



## File : 17 Mizoram

### # Y\_OPRA: YEAR OF OPERATION

Value	Label	Cases	Percentage
2	Completed 2 years	2014	8.1%
3	Completed 3 years	2396	9.6%
4	Completed 4 years	1915	7.7%
5	Completed 5 years	2573	10.3%
6	Completed 6 years	1495	6.0%
7	Completed 7 years	1190	4.8%
8	Completed 8 years	843	3.4%
9	Completed 9 years or more	10950	43.9%

Warning: these figures indicate the number of cases found in the data file. They cannot be interpreted as summary statistics of the population of interest.

### # REGISN: REGISTRATION CODE

<b>Information</b>	[Type= discrete] [Format=character] [Missing=*]
<b>Statistics [NW/ W]</b>	[Valid=24943 /-] [Invalid=0 /-]

Value	Label	Cases	Percentage
00		24073	96.5%
01		9	0.0%
02		27	0.1%
03		8	0.0%
04		5	0.0%
05		6	0.0%
06		6	0.0%
09		1	0.0%
11		25	0.1%
22		648	2.6%
23		3	0.0%
33		103	0.4%
34		1	0.0%
44		18	0.1%
55		4	0.0%
66		5	0.0%
99		1	0.0%

Warning: these figures indicate the number of cases found in the data file. They cannot be interpreted as summary statistics of the population of interest.

### # SOF: SOURCE OF FINANCE

<b>Information</b>	[Type= discrete] [Format=character] [Missing=*]
<b>Statistics [NW/ W]</b>	[Valid=24943 /-] [Invalid=0 /-]

Value	Label	Cases	Percentage
1	Assistance under IRDP	1504	6.0%
2	Assistance under other poverty alleviation programs(TRYSEM/DWCARA/toll kits)	134	0.5%
3	Borrowing from institutions	575	2.3%
4	Borrowing from non-instituions	96	0.4%
5	Self financing	15490	62.1%
6	Others	7144	28.6%

Warning: these figures indicate the number of cases found in the data file. They cannot be interpreted as summary statistics of the population of interest.

# File : 17 Mizoram

## # T\_ADULT\_M: TOTAL ADULT MALE

**Information** [Type= discrete] [Format=character] [Missing=\*]

**Statistics [NW/ W]** [Valid=24943 /-] [Invalid=0 /-]

Value	Label	Cases	Percentage
00000		6707	26.9%
00001		11806	47.3%
00002		2734	11.0%
00003		1130	4.5%
00004		645	2.6%
00005		389	1.6%
00006		292	1.2%
00007		237	1.0%
00008		217	0.9%
00009		124	0.5%
00010		102	0.4%
00011		55	0.2%
00012		63	0.3%
00013		44	0.2%
00014		23	0.1%
00015		32	0.1%
00016		25	0.1%
00017		19	0.1%
00018		25	0.1%
00019		11	0.0%
00020		21	0.1%
00021		13	0.1%
00022		6	0.0%
00023		13	0.1%
00024		11	0.0%
00025		20	0.1%
00026		10	0.0%
00027		6	0.0%
00028		5	0.0%
00029		5	0.0%
00030		11	0.0%
00031		6	0.0%
00032		8	0.0%
00033		6	0.0%
00034		3	0.0%
00035		3	0.0%
00036		4	0.0%
00037		2	0.0%
00038		2	0.0%
00039		2	0.0%
00040		4	0.0%

**File : 17 Mizoram**

**# T\_ADULT\_M: TOTAL ADULT MALE**

Value	Label	Cases	Percentage
00041		7	0.0%
00042		4	0.0%
00043		4	0.0%
00044		4	0.0%
00045		1	0.0%
00046		2	0.0%
00048		1	0.0%
00049		1	0.0%
00050		2	0.0%
00051		2	0.0%
00054		1	0.0%
00055		1	0.0%
00057		2	0.0%
00059		2	0.0%
00061		4	0.0%
00062		1	0.0%
00063		2	0.0%
00064		1	0.0%
00065		2	0.0%
00067		5	0.0%
00068		1	0.0%
00070		4	0.0%
00071		3	0.0%
00072		2	0.0%
00073		2	0.0%
00076		1	0.0%
00080		1	0.0%
00082		1	0.0%
00083		1	0.0%
00084		1	0.0%
00086		1	0.0%
00087		1	0.0%
00088		1	0.0%
00092		1	0.0%
00095		1	0.0%
00096		1	0.0%
00098		1	0.0%
00100		3	0.0%
00102		1	0.0%
00104		2	0.0%
00112		1	0.0%
00127		1	0.0%
00128		1	0.0%

## File : 17 Mizoram

### # T\_ADULT\_M: TOTAL ADULT MALE

Value	Label	Cases	Percentage
00130		2	0.0%
00133		1	0.0%
00140		1	0.0%
00143		1	0.0%
00150		2	0.0%
00154		1	0.0%
00158		1	0.0%
00162		1	0.0%
00171		1	0.0%
00176		1	0.0%
00178		1	0.0%
00200		2	0.0%
00220		1	0.0%
00251		2	0.0%
00322		1	0.0%
00626		1	0.0%

Warning: these figures indicate the number of cases found in the data file. They cannot be interpreted as summary statistics of the population of interest.

### # T\_ADULT\_F: TOTAL ADULT FEMALE

<b>Information</b>	[Type= discrete] [Format=character] [Missing=*]
<b>Statistics [NW/ W]</b>	[Valid=24943 /-] [Invalid=0 /-]

Value	Label	Cases	Percentage
00000		11984	48.0%
00001		8592	34.4%
00002		2601	10.4%
00003		716	2.9%
00004		373	1.5%
00005		186	0.7%
00006		103	0.4%
00007		76	0.3%
00008		65	0.3%
00009		35	0.1%
00010		22	0.1%
00011		21	0.1%
00012		17	0.1%
00013		13	0.1%
00014		15	0.1%
00015		12	0.0%
00016		3	0.0%
00017		3	0.0%
00018		8	0.0%
00019		7	0.0%
00020		7	0.0%
00021		2	0.0%

## File : 17 Mizoram

### # T\_ADULT\_F: TOTAL ADULT FEMALE

Value	Label	Cases	Percentage
00022		2	0.0%
00023		6	0.0%
00024		3	0.0%
00025		5	0.0%
00026		2	0.0%
00027		3	0.0%
00028		1	0.0%
00029		3	0.0%
00030		2	0.0%
00031		2	0.0%
00032		2	0.0%
00034		2	0.0%
00035		4	0.0%
00037		3	0.0%
00038		1	0.0%
00039		2	0.0%
00040		1	0.0%
00042		1	0.0%
00043		2	0.0%
00044		1	0.0%
00045		1	0.0%
00047		1	0.0%
00048		1	0.0%
00050		1	0.0%
00051		2	0.0%
00052		1	0.0%
00054		1	0.0%
00055		2	0.0%
00058		1	0.0%
00062		2	0.0%
00063		2	0.0%
00064		1	0.0%
00067		1	0.0%
00069		1	0.0%
00070		3	0.0%
00074		1	0.0%
00076		1	0.0%
00087		1	0.0%
00096		1	0.0%
00103		1	0.0%
00120		1	0.0%
00123		1	0.0%
00125		1	0.0%

## File : 17 Mizoram

### # T\_ADULT\_F: TOTAL ADULT FEMALE

Value	Label	Cases	Percentage
00155		1	0.0%
00193		1	0.0%
00280		1	0.0%
00281		1	0.0%
00518		1	0.0%

Warning: these figures indicate the number of cases found in the data file. They cannot be interpreted as summary statistics of the population of interest.

### # T\_CHILD\_M: TOTAL CHIELD MALE

<b>Information</b>	[Type= discrete] [Format=character] [Missing=*]
<b>Statistics [NW/ W]</b>	[Valid=24943 /-] [Invalid=0 /-]

Value	Label	Cases	Percentage
00000		24919	99.9%
00001		15	0.1%
00002		9	0.0%

Warning: these figures indicate the number of cases found in the data file. They cannot be interpreted as summary statistics of the population of interest.

### # T\_CHILD\_F: TOTAL CHIELD FEMALE

<b>Information</b>	[Type= discrete] [Format=character] [Missing=*]
<b>Statistics [NW/ W]</b>	[Valid=24943 /-] [Invalid=0 /-]

Value	Label	Cases	Percentage
00000		24926	99.9%
00001		10	0.0%
00002		5	0.0%
00004		1	0.0%
00008		1	0.0%

Warning: these figures indicate the number of cases found in the data file. They cannot be interpreted as summary statistics of the population of interest.

### # TOT: TOTAL OF TOTAL

<b>Information</b>	[Type= discrete] [Format=character] [Missing=*]
<b>Statistics [NW/ W]</b>	[Valid=24943 /-] [Invalid=0 /-]

Value	Label	Cases	Percentage
00001		13831	55.5%
00002		5365	21.5%
00003		1886	7.6%
00004		973	3.9%
00005		629	2.5%
00006		395	1.6%
00007		324	1.3%
00008		300	1.2%
00009		202	0.8%
00010		160	0.6%
00011		108	0.4%
00012		69	0.3%
00013		78	0.3%

## File : 17 Mizoram

### # TOT: TOTAL OF TOTAL

Value	Label	Cases	Percentage
00014		52	0.2%
00015		56	0.2%
00016		44	0.2%
00017		25	0.1%
00018		21	0.1%
00019		23	0.1%
00020		29	0.1%
00021		34	0.1%
00022		17	0.1%
00023		8	0.0%
00024		14	0.1%
00025		16	0.1%
00026		13	0.1%
00027		22	0.1%
00028		11	0.0%
00029		7	0.0%
00030		17	0.1%
00031		11	0.0%
00032		6	0.0%
00033		4	0.0%
00034		6	0.0%
00035		9	0.0%
00036		9	0.0%
00037		5	0.0%
00038		4	0.0%
00039		1	0.0%
00040		5	0.0%
00041		5	0.0%
00042		3	0.0%
00043		2	0.0%
00044		8	0.0%
00045		6	0.0%
00046		1	0.0%
00047		4	0.0%
00048		4	0.0%
00050		3	0.0%
00051		4	0.0%
00052		2	0.0%
00053		1	0.0%
00054		2	0.0%
00055		6	0.0%
00056		4	0.0%
00057		1	0.0%

**File : 17 Mizoram****# TOT: TOTAL OF TOTAL**

<b>Value</b>	<b>Label</b>	<b>Cases</b>	<b>Percentage</b>
00059		1	0.0%
00060		4	0.0%
00061		2	0.0%
00062		3	0.0%
00063		3	0.0%
00064		2	0.0%
00065		2	0.0%
00066		1	0.0%
00067		2	0.0%
00068		1	0.0%
00070		6	0.0%
00072		2	0.0%
00076		1	0.0%
00078		2	0.0%
00079		1	0.0%
00080		3	0.0%
00081		2	0.0%
00084		2	0.0%
00088		1	0.0%
00090		2	0.0%
00093		1	0.0%
00097		2	0.0%
00098		2	0.0%
00102		1	0.0%
00103		1	0.0%
00104		2	0.0%
00107		1	0.0%
00112		1	0.0%
00113		1	0.0%
00114		1	0.0%
00115		1	0.0%
00116		1	0.0%
00118		1	0.0%
00121		1	0.0%
00128		1	0.0%
00129		1	0.0%
00134		1	0.0%
00135		1	0.0%
00136		1	0.0%
00137		1	0.0%
00144		2	0.0%
00146		1	0.0%
00148		1	0.0%



## File : 17 Mizoram

### # TOT: TOTAL OF TOTAL

Value	Label	Cases	Percentage
00152		1	0.0%
00158		1	0.0%
00160		1	0.0%
00169		1	0.0%
00170		1	0.0%
00174		3	0.0%
00175		1	0.0%
00177		1	0.0%
00178		1	0.0%
00183		1	0.0%
00190		1	0.0%
00201		1	0.0%
00218		1	0.0%
00219		1	0.0%
00230		2	0.0%
00250		1	0.0%
00257		1	0.0%
00258		1	0.0%
00299		1	0.0%
00336		1	0.0%
00376		1	0.0%
00413		1	0.0%
00458		1	0.0%
00532		1	0.0%
01144		1	0.0%

Warning: these figures indicate the number of cases found in the data file. They cannot be interpreted as summary statistics of the population of interest.

### # H\_ADULT\_M: HIRED ADULT MALE

Information	[Type= discrete] [Format=character] [Missing=*]		
Statistics [NW/ W]	[Valid=24943 /-] [Invalid=0 /-]		
Value	Label	Cases	Percentage
00000		16224	65.0%
00001		3972	15.9%
00002		1655	6.6%
00003		787	3.2%
00004		490	2.0%
00005		349	1.4%
00006		264	1.1%
00007		238	1.0%
00008		201	0.8%
00009		127	0.5%
00010		90	0.4%
00011		52	0.2%
00012		66	0.3%

## File : 17 Mizoram

### # H\_ADULT\_M: HIRED ADULT MALE

Value	Label	Cases	Percentage
00013		41	0.2%
00014		22	0.1%
00015		31	0.1%
00016		25	0.1%
00017		17	0.1%
00018		24	0.1%
00019		11	0.0%
00020		22	0.1%
00021		10	0.0%
00022		6	0.0%
00023		13	0.1%
00024		10	0.0%
00025		18	0.1%
00026		10	0.0%
00027		6	0.0%
00028		5	0.0%
00029		6	0.0%
00030		9	0.0%
00031		6	0.0%
00032		8	0.0%
00033		6	0.0%
00034		3	0.0%
00035		3	0.0%
00036		4	0.0%
00037		2	0.0%
00038		2	0.0%
00039		2	0.0%
00040		4	0.0%
00041		7	0.0%
00042		4	0.0%
00043		4	0.0%
00044		4	0.0%
00045		1	0.0%
00046		2	0.0%
00048		1	0.0%
00049		1	0.0%
00050		2	0.0%
00051		2	0.0%
00054		1	0.0%
00055		1	0.0%
00057		2	0.0%
00059		2	0.0%
00061		4	0.0%

**File : 17 Mizoram**

**# H\_ADULT\_M: HIRED ADULT MALE**

Value	Label	Cases	Percentage
00062		1	0.0%
00063		2	0.0%
00064		1	0.0%
00065		2	0.0%
00067		5	0.0%
00068		1	0.0%
00070		4	0.0%
00071		3	0.0%
00072		2	0.0%
00073		2	0.0%
00076		1	0.0%
00080		1	0.0%
00082		1	0.0%
00083		1	0.0%
00084		1	0.0%
00086		1	0.0%
00087		1	0.0%
00088		1	0.0%
00092		1	0.0%
00095		1	0.0%
00096		1	0.0%
00098		1	0.0%
00100		3	0.0%
00102		1	0.0%
00104		2	0.0%
00112		1	0.0%
00127		1	0.0%
00128		1	0.0%
00130		2	0.0%
00133		1	0.0%
00140		1	0.0%
00143		1	0.0%
00150		2	0.0%
00154		1	0.0%
00158		1	0.0%
00162		1	0.0%
00171		1	0.0%
00176		1	0.0%
00178		1	0.0%
00200		2	0.0%
00220		1	0.0%
00251		2	0.0%
00322		1	0.0%

## File : 17 Mizoram

### # H\_ADULT\_M: HIRED ADULT MALE

Value	Label	Cases	Percentage
00626		1	0.0%

*Warning: these figures indicate the number of cases found in the data file. They cannot be interpreted as summary statistics of the population of interest.*

### # H\_ADULT\_F: HIRED ADULT FEMALE

<b>Information</b>	[Type= discrete] [Format=character] [Missing=*]
--------------------	---

<b>Statistics [NW/ W]</b>	[Valid=24943 /-] [Invalid=0 /-]
---------------------------	---------------------------------

Value	Label	Cases	Percentage
00000		20015	80.2%
00001		1805	7.2%
00002		1689	6.8%
00003		509	2.0%
00004		289	1.2%
00005		162	0.6%
00006		95	0.4%
00007		77	0.3%
00008		60	0.2%
00009		32	0.1%
00010		22	0.1%
00011		20	0.1%
00012		17	0.1%
00013		14	0.1%
00014		15	0.1%
00015		10	0.0%
00016		3	0.0%
00017		3	0.0%
00018		9	0.0%
00019		6	0.0%
00020		7	0.0%
00021		2	0.0%
00022		2	0.0%
00023		6	0.0%
00024		3	0.0%
00025		5	0.0%
00026		2	0.0%
00027		3	0.0%
00028		1	0.0%
00029		3	0.0%
00030		2	0.0%
00031		2	0.0%
00032		2	0.0%
00034		2	0.0%
00035		4	0.0%
00037		3	0.0%
00038		1	0.0%

## File : 17 Mizoram

### # H\_ADULT\_F: HIRED ADULT FEMALE

Value	Label	Cases	Percentage
00039		2	0.0%
00040		1	0.0%
00042		1	0.0%
00043		2	0.0%
00044		1	0.0%
00045		1	0.0%
00047		1	0.0%
00048		1	0.0%
00050		1	0.0%
00051		2	0.0%
00052		1	0.0%
00054		1	0.0%
00055		2	0.0%
00058		1	0.0%
00062		2	0.0%
00063		2	0.0%
00064		1	0.0%
00067		1	0.0%
00069		1	0.0%
00070		3	0.0%
00074		1	0.0%
00076		1	0.0%
00087		1	0.0%
00096		1	0.0%
00103		1	0.0%
00120		1	0.0%
00123		1	0.0%
00125		1	0.0%
00155		1	0.0%
00193		1	0.0%
00280		1	0.0%
00281		1	0.0%
00518		1	0.0%

Warning: these figures indicate the number of cases found in the data file. They cannot be interpreted as summary statistics of the population of interest.

### # H\_CHILD\_M: HIRED CHIELD MALE

<b>Information</b>	[Type= discrete] [Format=character] [Missing=*]		
<b>Statistics [NW/ W]</b>	[Valid=24943 /-] [Invalid=0 /-]		
Value	Label	Cases	Percentage
00000		24943	100.0%

Warning: these figures indicate the number of cases found in the data file. They cannot be interpreted as summary statistics of the population of interest.

### # H\_CHILD\_F: HIRED CHIELD FEMALE

<b>Information</b>	[Type= discrete] [Format=character] [Missing=*]
--------------------	---

## File : 17 Mizoram

### # H\_CHILD\_F: HIRED CHIELD FEMALE

Statistics [NW/ W] [Valid=24943 /-] [Invalid=0 /-]

Value	Label	Cases	Percentage
00000		24942	100.0%
00002		1	0.0%

Warning: these figures indicate the number of cases found in the data file. They cannot be interpreted as summary statistics of the population of interest.

### # T\_HIRED: TOTAL OF HIRED

Information [Type= discrete] [Format=character] [Missing=\*]

Statistics [NW/ W] [Valid=24943 /-] [Invalid=0 /-]

Value	Label	Cases	Percentage
00000		14544	58.3%
00001		3891	15.6%
00002		2319	9.3%
00003		984	3.9%
00004		647	2.6%
00005		482	1.9%
00006		316	1.3%
00007		304	1.2%
00008		269	1.1%
00009		189	0.8%
00010		151	0.6%
00011		95	0.4%
00012		75	0.3%
00013		77	0.3%
00014		47	0.2%
00015		53	0.2%
00016		39	0.2%
00017		23	0.1%
00018		19	0.1%
00019		24	0.1%
00020		33	0.1%
00021		28	0.1%
00022		17	0.1%
00023		8	0.0%
00024		15	0.1%
00025		16	0.1%
00026		13	0.1%
00027		20	0.1%
00028		10	0.0%
00029		7	0.0%
00030		16	0.1%
00031		11	0.0%
00032		5	0.0%
00033		3	0.0%

**File : 17 Mizoram**

**# T\_HIRED: TOTAL OF HIRED**

Value	Label	Cases	Percentage
00034		6	0.0%
00035		9	0.0%
00036		9	0.0%
00037		5	0.0%
00038		4	0.0%
00039		1	0.0%
00040		5	0.0%
00041		5	0.0%
00042		3	0.0%
00043		2	0.0%
00044		8	0.0%
00045		6	0.0%
00046		1	0.0%
00047		4	0.0%
00048		4	0.0%
00050		3	0.0%
00051		4	0.0%
00052		2	0.0%
00053		2	0.0%
00054		1	0.0%
00055		6	0.0%
00056		4	0.0%
00057		1	0.0%
00059		1	0.0%
00060		4	0.0%
00061		2	0.0%
00062		3	0.0%
00063		3	0.0%
00064		2	0.0%
00065		2	0.0%
00066		1	0.0%
00067		2	0.0%
00068		1	0.0%
00070		6	0.0%
00072		2	0.0%
00076		1	0.0%
00078		2	0.0%
00079		1	0.0%
00080		3	0.0%
00081		2	0.0%
00084		2	0.0%
00088		1	0.0%
00090		2	0.0%

**File : 17 Mizoram**

**# T\_HIRED: TOTAL OF HIRED**

Value	Label	Cases	Percentage
00093		1	0.0%
00097		2	0.0%
00098		2	0.0%
00102		1	0.0%
00103		1	0.0%
00104		2	0.0%
00107		1	0.0%
00112		1	0.0%
00113		1	0.0%
00114		1	0.0%
00115		1	0.0%
00116		1	0.0%
00118		1	0.0%
00121		1	0.0%
00128		1	0.0%
00129		1	0.0%
00134		1	0.0%
00135		1	0.0%
00136		1	0.0%
00137		1	0.0%
00144		2	0.0%
00146		1	0.0%
00148		1	0.0%
00152		1	0.0%
00158		1	0.0%
00160		1	0.0%
00169		1	0.0%
00170		1	0.0%
00174		3	0.0%
00175		1	0.0%
00177		1	0.0%
00178		1	0.0%
00183		1	0.0%
00190		1	0.0%
00201		1	0.0%
00218		1	0.0%
00219		1	0.0%
00230		2	0.0%
00250		1	0.0%
00257		1	0.0%
00258		1	0.0%
00299		1	0.0%
00336		1	0.0%



## File : 17 Mizoram

### # T\_HIRED: TOTAL OF HIRED

Value	Label	Cases	Percentage
00376		1	0.0%
00413		1	0.0%
00458		1	0.0%
00532		1	0.0%
01144		1	0.0%

Warning: these figures indicate the number of cases found in the data file. They cannot be interpreted as summary statistics of the population of interest.

### # REMAKS: REMARKS

<b>Information</b>	[Type= discrete] [Format=character] [Missing=*]
<b>Statistics [NW/ W]</b>	[Valid=24943 /-] [Invalid=0 /-]

Value	Label	Cases	Percentage
000		27	0.1%
001		983	3.9%
002		1713	6.9%
003		2566	10.3%
004		2528	10.1%
005		2349	9.4%
006		2098	8.4%
007		1771	7.1%
008		1204	4.8%
009		1108	4.4%
010		988	4.0%
011		820	3.3%
012		598	2.4%
013		453	1.8%
014		543	2.2%
015		599	2.4%
016		485	1.9%
017		336	1.3%
018		449	1.8%
019		15	0.1%
020		404	1.6%
021		214	0.9%
022		26	0.1%
023		589	2.4%
024		116	0.5%
025		10	0.0%
027		135	0.5%
028		117	0.5%
029		145	0.6%
030		150	0.6%
033		160	0.6%
042		210	0.8%
052		255	1.0%

## File : 17 Mizoram

### # REMAKS: REMARKS

Value	Label	Cases	Percentage
064		8	0.0%
073		1	0.0%
075		372	1.5%
080		1	0.0%
083		397	1.6%

Warning: these figures indicate the number of cases found in the data file. They cannot be interpreted as summary statistics of the population of interest.

### # TYPE\_ENTERP: TYPE OF ENTERPRISE

<b>Information</b>	[Type= discrete] [Format=character] [Missing=*]
<b>Statistics [NW/ W]</b>	[Valid=24943 /-] [Invalid=0 /-]

Value	Label	Cases	Percentage
1		14544	58.3%
2		8186	32.8%
3		2213	8.9%

Warning: these figures indicate the number of cases found in the data file. They cannot be interpreted as summary statistics of the population of interest.

### # MAJOR\_ACT: MAJOR ACTIVITY CODE

<b>Information</b>	[Type= discrete] [Format=character] [Missing=*]
<b>Statistics [NW/ W]</b>	[Valid=24943 /-] [Invalid=0 /-]

Value	Label	Cases	Percentage
01		1509	6.0%
02		235	0.9%
04		21	0.1%
05		2420	9.7%
06		15	0.1%
07		27	0.1%
08		78	0.3%
09		9133	36.6%
10		1328	5.3%
11		1251	5.0%
12		165	0.7%
13		104	0.4%
14		98	0.4%
15		8559	34.3%

Warning: these figures indicate the number of cases found in the data file. They cannot be interpreted as summary statistics of the population of interest.

### # SIZE\_EMP1: SIZE OF EMPLOYMENT CODE-

<b>Information</b>	[Type= discrete] [Format=character] [Missing=*]
<b>Statistics [NW/ W]</b>	[Valid=24943 /-] [Invalid=0 /-]

Value	Label	Cases	Percentage
1	Employee size 0 to 1	13831	55.5%
2	Employee size 2	5365	21.5%
3	Employee size 3	1886	7.6%
4	Employee size 4	973	3.9%

## File : 17 Mizoram

### # SIZE\_EMP1: SIZE OF EMPLOYMENT CODE-

Value	Label	Cases	Percentage
5	Employee size 5	629	2.5%
6	Employee size 6 to 9	1221	4.9%
7	Employee size >9	1038	4.2%

Warning: these figures indicate the number of cases found in the data file. They cannot be interpreted as summary statistics of the population of interest.

### # SIZE\_EMP2: SIZE OF EMPLOYMENT CODE-

<b>Information</b>	[Type= discrete] [Format=character] [Missing=*]
--------------------	---

<b>Statistics [NW/ W]</b>	[Valid=24943 /-] [Invalid=0 /-]
---------------------------	---------------------------------

Value	Label	Cases	Percentage
01	Employee size 0 to 1	13831	55.5%
02	Employee size 2	5365	21.5%
03	Employee size 3	1886	7.6%
04	Employee size 4	973	3.9%
05	Employee size 5	629	2.5%
07	Employee size 6 to 9	1221	4.9%
08	Employee size 10 to 14	467	1.9%
09	Employee size 15 to 19	169	0.7%
10	Employee size 20 to 24	102	0.4%
11	Employee size 25 to 49	179	0.7%
12	Employee size 50 to 99	71	0.3%
13	Employee size 100 to 199	35	0.1%
14	Employee size 200 to 499	13	0.1%
15	Employee size >=500	2	0.0%

Warning: these figures indicate the number of cases found in the data file. They cannot be interpreted as summary statistics of the population of interest.

### # FITTER: FILLER

<b>Information</b>	[Type= discrete] [Format=character] [Missing=*]
--------------------	---

<b>Statistics [NW/ W]</b>	[Valid=24943 /-] [Invalid=0 /-]
---------------------------	---------------------------------

Value	Label	Cases	Percentage
0		24943	100.0%

Warning: these figures indicate the number of cases found in the data file. They cannot be interpreted as summary statistics of the population of interest.

## File : 18 Nagaland

### # FILE\_ID: FILE-ID

**Information** [Type= discrete] [Format=character] [Missing=\*]

**Statistics [NW/ W]** [Valid=29534 /-] [Invalid=0 /-]

Value	Label	Cases	Percentage
EC98AD		29534	100.0%

*Warning: these figures indicate the number of cases found in the data file. They cannot be interpreted as summary statistics of the population of interest.*

### # ID\_NO: IDENTIFICATION NO (ID NO)

**Information** [Type= discrete] [Format=character] [Missing=\*]

**Statistics [NW/ W]** [Valid=29534 /-] [Invalid=0 /-]

### # ST: STATE CODE

**Information** [Type= discrete] [Format=character] [Missing=\*]

**Statistics [NW/ W]** [Valid=29534 /-] [Invalid=0 /-]

Value	Label	Cases	Percentage
18	Nagaland	29534	100.0%

*Warning: these figures indicate the number of cases found in the data file. They cannot be interpreted as summary statistics of the population of interest.*

### # DT: DISTRICT CODE

**Information** [Type= discrete] [Format=character] [Missing=\*]

**Statistics [NW/ W]** [Valid=29534 /-] [Invalid=0 /-]

Value	Label	Cases	Percentage
01	KOHIMA	15617	52.9%
02	PHEK	2258	7.6%
03	ZUNHEBOTO	2288	7.7%
04	WOKHA	2234	7.6%
05	MOKOKCHUNG	2423	8.2%
06	TUENSANG	2772	9.4%
07	MON	1942	6.6%

*Warning: these figures indicate the number of cases found in the data file. They cannot be interpreted as summary statistics of the population of interest.*

### # TEH: TEHSIL CODE

**Information** [Type= discrete] [Format=character] [Missing=\*]

**Statistics [NW/ W]** [Valid=29534 /-] [Invalid=0 /-]

Value	Label	Cases	Percentage
000		14291	48.4%
001		1327	4.5%
002		2006	6.8%
003		1115	3.8%
004		974	3.3%
005		946	3.2%
006		1114	3.8%
007		1222	4.1%
008		1352	4.6%
009		1404	4.8%
010		902	3.1%

## File : 18 Nagaland

### # TEH: TEHSIL CODE

Value	Label	Cases	Percentage
011		538	1.8%
012		335	1.1%
013		378	1.3%
014		518	1.8%
015		358	1.2%
016		266	0.9%
017		182	0.6%
018		92	0.3%
019		151	0.5%
026		13	0.0%
036		50	0.2%

Warning: these figures indicate the number of cases found in the data file. They cannot be interpreted as summary statistics of the population of interest.

### # CD\_BLOCK: CD BLOCK

<b>Information</b>	[Type= discrete] [Format=character] [Missing=*]
<b>Statistics [NW/ W]</b>	[Valid=29534 /-] [Invalid=0 /-]

Value	Label	Cases	Percentage
00		15618	52.9%
01		4285	14.5%
02		3927	13.3%
03		2681	9.1%
04		1560	5.3%
05		1071	3.6%
06		149	0.5%
07		243	0.8%

Warning: these figures indicate the number of cases found in the data file. They cannot be interpreted as summary statistics of the population of interest.

### # SECTOR: SECTOR CODE

<b>Information</b>	[Type= discrete] [Format=character] [Missing=*]
<b>Statistics [NW/ W]</b>	[Valid=29534 /-] [Invalid=0 /-]

Value	Label	Cases	Percentage
1	Rural	13778	46.7%
2	Urban	15756	53.3%

Warning: these figures indicate the number of cases found in the data file. They cannot be interpreted as summary statistics of the population of interest.

### # V\_C: VILLAGE CODE

<b>Information</b>	[Type= discrete] [Format=character] [Missing=*]
<b>Statistics [NW/ W]</b>	[Valid=29534 /-] [Invalid=0 /-]

Value	Label	Cases	Percentage
001		3367	11.4%
002		1216	4.1%
003		933	3.2%
004		847	2.9%
005		689	2.3%

## File : 18 Nagaland

### # V\_C: VILLAGE CODE

Value	Label	Cases	Percentage
006		630	2.1%
007		752	2.5%
008		493	1.7%
009		555	1.9%
010		543	1.8%
011		446	1.5%
012		352	1.2%
013		272	0.9%
014		223	0.8%
015		3422	11.6%
016		305	1.0%
017		1589	5.4%
018		243	0.8%
019		160	0.5%
020		125	0.4%
021		139	0.5%
022		156	0.5%
023		83	0.3%
024		80	0.3%
025		29	0.1%
026		6310	21.4%
027		23	0.1%
028		14	0.0%
029		71	0.2%
030		28	0.1%
031		17	0.1%
032		23	0.1%
033		15	0.1%
034		9	0.0%
035		17	0.1%
036		4973	16.8%
037		11	0.0%
038		28	0.1%
039		10	0.0%
040		12	0.0%
041		15	0.1%
042		9	0.0%
043		13	0.0%
044		20	0.1%
045		5	0.0%
046		15	0.1%
047		12	0.0%
048		11	0.0%

## File : 18 Nagaland

### # V\_C: VILLAGE CODE

Value	Label	Cases	Percentage
049		10	0.0%
050		5	0.0%
051		4	0.0%
052		1	0.0%
053		3	0.0%
054		3	0.0%
055		2	0.0%
056		7	0.0%
057		2	0.0%
058		21	0.1%
059		2	0.0%
060		15	0.1%
061		5	0.0%
062		13	0.0%
063		10	0.0%
064		10	0.0%
065		9	0.0%
066		7	0.0%
067		5	0.0%
068		15	0.1%
069		3	0.0%
070		6	0.0%
071		8	0.0%
073		2	0.0%
074		8	0.0%
075		3	0.0%
076		7	0.0%
077		2	0.0%
078		5	0.0%
079		19	0.1%
080		3	0.0%
081		2	0.0%
082		1	0.0%
083		2	0.0%
084		4	0.0%

*Warning: these figures indicate the number of cases found in the data file. They cannot be interpreted as summary statistics of the population of interest.*

### # WARD: WARD CODE

**Information** [Type= discrete] [Format=character] [Missing=\*]

**Statistics [NW/ W]** [Valid=29534 /-] [Invalid=0 /-]

Value	Label	Cases	Percentage
000		13828	46.8%
001		14	0.0%
005		3122	10.6%

## File : 18 Nagaland

### # WARD: WARD CODE

Value	Label	Cases	Percentage
006		11098	37.6%
007		1298	4.4%
008		102	0.3%
500		1	0.0%
600		71	0.2%

Warning: these figures indicate the number of cases found in the data file. They cannot be interpreted as summary statistics of the population of interest.

### # IV\_UNIT: IV UNIT

<b>Information</b>	[Type= discrete] [Format=character] [Missing=*]
<b>Statistics [NW/ W]</b>	[Valid=29534 /-] [Invalid=0 /-]

Value	Label	Cases	Percentage
000		13635	46.2%
001		11104	37.6%
002		2554	8.6%
003		2157	7.3%
005		5	0.0%
010		8	0.0%
011		9	0.0%
012		12	0.0%
013		14	0.0%
017		33	0.1%
020		3	0.0%

Warning: these figures indicate the number of cases found in the data file. They cannot be interpreted as summary statistics of the population of interest.

### # UFS\_BLOCK: UFS BLOCK

<b>Information</b>	[Type= discrete] [Format=character] [Missing=*]
<b>Statistics [NW/ W]</b>	[Valid=29534 /-] [Invalid=0 /-]

Value	Label	Cases	Percentage
00		13719	46.5%
01		653	2.2%
02		394	1.3%
03		457	1.5%
04		793	2.7%
05		689	2.3%
06		506	1.7%
07		546	1.8%
08		563	1.9%
09		582	2.0%
10		1091	3.7%
11		750	2.5%
12		586	2.0%
13		620	2.1%
14		508	1.7%
15		736	2.5%



## File : 18 Nagaland

### # UFS\_BLOCK: UFS BLOCK

Value	Label	Cases	Percentage
16		534	1.8%
17		439	1.5%
18		310	1.0%
19		230	0.8%
20		286	1.0%
21		227	0.8%
22		168	0.6%
23		126	0.4%
24		184	0.6%
25		212	0.7%
26		684	2.3%
27		159	0.5%
28		1147	3.9%
29		985	3.3%
30		197	0.7%
31		212	0.7%
32		151	0.5%
33		90	0.3%

Warning: these figures indicate the number of cases found in the data file. They cannot be interpreted as summary statistics of the population of interest.

### # P\_NO: PAGE NO

**Information** [Type= discrete] [Format=character] [Missing=\*]

**Statistics [NW/ W]** [Valid=29534 /-] [Invalid=0 /-]

Value	Label	Cases	Percentage
001		6541	22.1%
002		3670	12.4%
003		2541	8.6%
004		1874	6.3%
005		1424	4.8%
006		1267	4.3%
007		1153	3.9%
008		990	3.4%
009		818	2.8%
010		761	2.6%
011		581	2.0%
012		541	1.8%
013		488	1.7%
014		438	1.5%
015		368	1.2%
016		315	1.1%
017		273	0.9%
018		240	0.8%
019		231	0.8%
020		222	0.8%

**File : 18 Nagaland**

# P\_NO: PAGE NO

Value	Label	Cases	Percentage
021		179	0.6%
022		162	0.5%
023		157	0.5%
024		158	0.5%
025		155	0.5%
026		123	0.4%
027		122	0.4%
028		135	0.5%
029		126	0.4%
030		95	0.3%
031		87	0.3%
032		87	0.3%
033		86	0.3%
034		87	0.3%
035		82	0.3%
036		77	0.3%
037		70	0.2%
038		69	0.2%
039		54	0.2%
040		60	0.2%
041		69	0.2%
042		68	0.2%
043		63	0.2%
044		56	0.2%
045		61	0.2%
046		64	0.2%
047		62	0.2%
048		59	0.2%
049		55	0.2%
050		47	0.2%
051		45	0.2%
052		47	0.2%
053		47	0.2%
054		45	0.2%
055		42	0.1%
056		42	0.1%
057		35	0.1%
058		35	0.1%
059		35	0.1%
060		35	0.1%
061		35	0.1%
062		35	0.1%
063		35	0.1%

**File : 18 Nagaland**

# P\_NO: PAGE NO

Value	Label	Cases	Percentage
064		33	0.1%
065		34	0.1%
066		27	0.1%
067		28	0.1%
068		28	0.1%
069		27	0.1%
070		28	0.1%
071		28	0.1%
072		26	0.1%
073		28	0.1%
074		28	0.1%
075		28	0.1%
076		29	0.1%
077		27	0.1%
078		28	0.1%
079		28	0.1%
080		28	0.1%
081		28	0.1%
082		27	0.1%
083		20	0.1%
084		14	0.0%
085		14	0.0%
086		14	0.0%
087		14	0.0%
088		14	0.0%
089		13	0.0%
090		14	0.0%
091		14	0.0%
092		14	0.0%
093		14	0.0%
094		14	0.0%
095		14	0.0%
096		14	0.0%
097		14	0.0%
098		14	0.0%
099		14	0.0%
100		14	0.0%
101		14	0.0%
102		15	0.1%
103		13	0.0%
104		70	0.2%
105		7	0.0%
106		7	0.0%

## File : 18 Nagaland

# P\_NO: PAGE NO

Value	Label	Cases	Percentage
107		7	0.0%
108		7	0.0%
109		7	0.0%
110		7	0.0%
111		7	0.0%
112		7	0.0%
113		14	0.0%
114		14	0.0%
115		14	0.0%
116		21	0.1%
117		7	0.0%
118		14	0.0%
119		14	0.0%
120		14	0.0%
121		21	0.1%
122		7	0.0%
123		22	0.1%
124		7	0.0%
125		27	0.1%
126		7	0.0%
127		7	0.0%
128		14	0.0%
129		21	0.1%
130		7	0.0%
131		14	0.0%
132		14	0.0%
133		54	0.2%
134		7	0.0%
135		7	0.0%
136		7	0.0%
137		7	0.0%
138		7	0.0%
139		7	0.0%
140		28	0.1%
141		7	0.0%
142		7	0.0%
143		21	0.1%
144		7	0.0%
145		7	0.0%
146		6	0.0%
147		6	0.0%
148		6	0.0%
149		7	0.0%

**File : 18 Nagaland****# P\_NO: PAGE NO**

Value	Label	Cases	Percentage
150		7	0.0%
151		6	0.0%
152		7	0.0%
153		7	0.0%
154		6	0.0%
155		7	0.0%
156		6	0.0%
157		7	0.0%
158		7	0.0%
159		7	0.0%
230		2	0.0%

Warning: these figures indicate the number of cases found in the data file. They cannot be interpreted as summary statistics of the population of interest.

**# LINE\_NO: LINE NUMBER**

<b>Information</b>	[Type= discrete] [Format=character] [Missing=*]
<b>Statistics [NW/ W]</b>	[Valid=29534 /-] [Invalid=0 /-]

**# PREM\_S: PREMISES STATUS**

<b>Information</b>	[Type= discrete] [Format=character] [Missing=*]
<b>Statistics [NW/ W]</b>	[Valid=29534 /-] [Invalid=0 /-]

Value	Label	Cases	Percentage
1	Without premises	699	2.4%
2	With Premises	28835	97.6%

Warning: these figures indicate the number of cases found in the data file. They cannot be interpreted as summary statistics of the population of interest.

**# SRL\_NO: RUNNING SERIAL NUMBER**

<b>Information</b>	[Type= discrete] [Format=character] [Missing=*]
<b>Statistics [NW/ W]</b>	[Valid=29534 /-] [Invalid=0 /-]

**# NIC: NIC**

<b>Information</b>	[Type= discrete] [Format=character] [Missing=*]
<b>Statistics [NW/ W]</b>	[Valid=29533 /-] [Invalid=0 /-]

Frequency table not shown (1332 Modalities)

**# AGRI\_NON\_AGRI: AGRILAND NON-AGRI.**

<b>Information</b>	[Type= discrete] [Format=character] [Missing=*]
<b>Statistics [NW/ W]</b>	[Valid=29534 /-] [Invalid=0 /-]

Value	Label	Cases	Percentage
1	Agriculture	630	2.1%
2	Non-Agriculture	28904	97.9%

Warning: these figures indicate the number of cases found in the data file. They cannot be interpreted as summary statistics of the population of interest.

**# NOP: NATURE OF OPERATION**

<b>Information</b>	[Type= discrete] [Format=character] [Missing=*]
<b>Statistics [NW/ W]</b>	[Valid=29534 /-] [Invalid=0 /-]

## File : 18 Nagaland

### # NOP: NATURE OF OPERATION

Value	Label	Cases	Percentage
1	Perennial	29013	98.2%
2	Non-Perennial	521	1.8%

Warning: these figures indicate the number of cases found in the data file. They cannot be interpreted as summary statistics of the population of interest.

### # OWN\_SHIP: OWNERSHIP CODE

<b>Information</b>	[Type= discrete] [Format=character] [Missing=*]
<b>Statistics [NW/ W]</b>	[Valid=29534 /-] [Invalid=0 /-]

Value	Label	Cases	Percentage
1	Private Non-Profit Institutions	3149	10.7%
2	Private Others	22623	76.6%
3	Co-operatives	88	0.3%
4	Governments	3674	12.4%

Warning: these figures indicate the number of cases found in the data file. They cannot be interpreted as summary statistics of the population of interest.

### # SG: SOCIAL GROUP CODE

<b>Information</b>	[Type= discrete] [Format=character] [Missing=*]
<b>Statistics [NW/ W]</b>	[Valid=29534 /-] [Invalid=0 /-]

Value	Label	Cases	Percentage
1	ST Female	1834	6.2%
2	ST Male	10203	34.5%
3	SC Female	198	0.7%
4	SC Male	1165	3.9%
5	OBC Female	53	0.2%
6	OBC Male	157	0.5%
7	Others Female	159	0.5%
8	Others Male	8854	30.0%
9	Other than private enterprises	6911	23.4%

Warning: these figures indicate the number of cases found in the data file. They cannot be interpreted as summary statistics of the population of interest.

### # P\_F\_USED: POWER/FUEL USED

<b>Information</b>	[Type= discrete] [Format=character] [Missing=*]
<b>Statistics [NW/ W]</b>	[Valid=29534 /-] [Invalid=0 /-]

Value	Label	Cases	Percentage
0	Without power	24075	81.5%
1	Electricity	1398	4.7%
2	Coal/soft coke	239	0.8%
3	Patrol/Diesel	1862	6.3%
4	LPG/Natural Gas	399	1.4%
5	Fire wood	801	2.7%
6	Kerosene	687	2.3%
7	Animal power	5	0.0%
8	"Non-conventional energy (bio-gas, solar & wind energy)	27	0.1%
9	Others	41	0.1%

Warning: these figures indicate the number of cases found in the data file. They cannot be interpreted as summary statistics of the population of interest.

## File : 18 Nagaland

### # Y\_OPRA: YEAR OF OPERATION

**Information** [Type= discrete] [Format=character] [Missing=\*]

**Statistics [NW/ W]** [Valid=29534 /-] [Invalid=0 /-]

Value	Label	Cases	Percentage
0	Less than 1 year	1215	4.1%
1	Completed 1 year	1920	6.5%
2	Completed 2 years	2965	10.0%
3	Completed 3 years	2937	9.9%
4	Completed 4 years	2345	7.9%
5	Completed 5 years	3696	12.5%
6	Completed 6 years	1913	6.5%
7	Completed 7 years	1225	4.1%
8	Completed 8 years	925	3.1%
9	Completed 9 years or more	10393	35.2%

*Warning: these figures indicate the number of cases found in the data file. They cannot be interpreted as summary statistics of the population of interest.*

### # REGISN: REGISTRATION CODE

**Information** [Type= discrete] [Format=character] [Missing=\*]

**Statistics [NW/ W]** [Valid=29534 /-] [Invalid=0 /-]

Value	Label	Cases	Percentage
00		28960	98.1%
01		28	0.1%
02		224	0.8%
03		18	0.1%
04		15	0.1%
05		52	0.2%
06		18	0.1%
07		2	0.0%
08		5	0.0%
09		27	0.1%
11		4	0.0%
12		1	0.0%
16		1	0.0%
22		174	0.6%
25		2	0.0%
28		1	0.0%
33		1	0.0%
44		1	0.0%

*Warning: these figures indicate the number of cases found in the data file. They cannot be interpreted as summary statistics of the population of interest.*

### # SOF: SOURCE OF FINANCE

**Information** [Type= discrete] [Format=character] [Missing=\*]

**Statistics [NW/ W]** [Valid=29534 /-] [Invalid=0 /-]

Value	Label	Cases	Percentage
1	Assistance under IRDP	223	0.8%

## File : 18 Nagaland

### # SOF: SOURCE OF FINANCE

Value	Label	Cases	Percentage
2	Assistance under other poverty alleviation programs(TRYSEM/DWCARA/toll kits)	79	0.3%
3	Borrowing from institutions	167	0.6%
4	Borrowing from non-instituions	212	0.7%
5	Self financing	22580	76.5%
6	Others	6273	21.2%

*Warning: these figures indicate the number of cases found in the data file. They cannot be interpreted as summary statistics of the population of interest.*

### # T\_ADULT\_M: TOTAL ADULT MALE

**Information** [Type= discrete] [Format=character] [Missing=\*]

**Statistics [NW/ W]** [Valid=29534 /-] [Invalid=0 /-]

Value	Label	Cases	Percentage
00000		2020	6.8%
00001		11797	39.9%
00002		6822	23.1%
00003		3142	10.6%
00004		1801	6.1%
00005		847	2.9%
00006		590	2.0%
00007		370	1.3%
00008		274	0.9%
00009		266	0.9%
00010		288	1.0%
00011		138	0.5%
00012		157	0.5%
00013		110	0.4%
00014		76	0.3%
00015		143	0.5%
00016		49	0.2%
00017		30	0.1%
00018		41	0.1%
00019		18	0.1%
00020		65	0.2%
00021		29	0.1%
00022		14	0.0%
00023		18	0.1%
00024		18	0.1%
00025		36	0.1%
00026		9	0.0%
00027		16	0.1%
00028		13	0.0%
00029		9	0.0%
00030		22	0.1%
00031		10	0.0%



## File : 18 Nagaland

### # T\_ADULT\_M: TOTAL ADULT MALE

Value	Label	Cases	Percentage
00032		5	0.0%
00033		7	0.0%
00034		1	0.0%
00035		12	0.0%
00036		6	0.0%
00037		5	0.0%
00038		4	0.0%
00039		2	0.0%
00040		11	0.0%
00041		5	0.0%
00042		2	0.0%
00043		2	0.0%
00044		1	0.0%
00045		10	0.0%
00046		1	0.0%
00047		2	0.0%
00048		2	0.0%
00049		2	0.0%
00050		6	0.0%
00051		20	0.1%
00052		12	0.0%
00053		5	0.0%
00054		2	0.0%
00055		2	0.0%
00056		2	0.0%
00057		2	0.0%
00058		1	0.0%
00059		1	0.0%
00060		2	0.0%
00061		1	0.0%
00062		3	0.0%
00063		2	0.0%
00064		3	0.0%
00066		2	0.0%
00067		1	0.0%
00068		2	0.0%
00069		1	0.0%
00072		1	0.0%
00073		3	0.0%
00074		2	0.0%
00075		6	0.0%
00080		1	0.0%
00081		2	0.0%

**File : 18 Nagaland****# T\_ADULT\_M: TOTAL ADULT MALE**

<b>Value</b>	<b>Label</b>	<b>Cases</b>	<b>Percentage</b>
00085		2	0.0%
00086		3	0.0%
00087		2	0.0%
00088		2	0.0%
00089		3	0.0%
00093		3	0.0%
00094		1	0.0%
00095		1	0.0%
00096		2	0.0%
00097		5	0.0%
00099		1	0.0%
00100		1	0.0%
00101		1	0.0%
00102		2	0.0%
00104		1	0.0%
00105		4	0.0%
00106		2	0.0%
00107		1	0.0%
00108		1	0.0%
00109		1	0.0%
00110		1	0.0%
00112		3	0.0%
00114		2	0.0%
00115		5	0.0%
00116		3	0.0%
00118		2	0.0%
00120		2	0.0%
00121		1	0.0%
00126		2	0.0%
00127		1	0.0%
00130		2	0.0%
00136		2	0.0%
00137		1	0.0%
00140		1	0.0%
00143		1	0.0%
00146		1	0.0%
00150		4	0.0%
00156		3	0.0%
00158		1	0.0%
00169		1	0.0%
00173		1	0.0%
00174		1	0.0%
00180		1	0.0%

**File : 18 Nagaland****# T\_ADULT\_M: TOTAL ADULT MALE**

Value	Label	Cases	Percentage
00184		1	0.0%
00185		1	0.0%
00189		2	0.0%
00197		1	0.0%
00200		2	0.0%
00202		1	0.0%
00206		1	0.0%
00209		1	0.0%
00215		1	0.0%
00250		3	0.0%
00295		1	0.0%
00296		1	0.0%
00300		2	0.0%
00305		1	0.0%
00311		1	0.0%
00315		1	0.0%
00340		1	0.0%
00360		1	0.0%
00364		2	0.0%
00387		1	0.0%
00440		1	0.0%
00456		1	0.0%
00509		1	0.0%
00575		1	0.0%
00600		1	0.0%
00750		1	0.0%
00800		1	0.0%
00974		1	0.0%
01026		1	0.0%
01115		1	0.0%
01120		1	0.0%
01150		1	0.0%
01155		1	0.0%
01205		1	0.0%
01210		2	0.0%
01418		1	0.0%
01585		1	0.0%
01815		1	0.0%
01996		1	0.0%
02012		1	0.0%
02211		1	0.0%
02530		1	0.0%
06257		1	0.0%

Warning: these figures indicate the number of cases found in the data file. They cannot be interpreted as summary statistics of the population of interest.

# File : 18 Nagaland

## # T\_ADULT\_F: TOTAL ADULT FEMALE

Information [Type= discrete] [Format=character] [Missing=\*]

Statistics [NW/ W] [Valid=29534 /-] [Invalid=0 /-]

Value	Label	Cases	Percentage
00000		17900	60.6%
00001		6835	23.1%
00002		2076	7.0%
00003		771	2.6%
00004		471	1.6%
00005		448	1.5%
00006		186	0.6%
00007		160	0.5%
00008		120	0.4%
00009		99	0.3%
00010		100	0.3%
00011		47	0.2%
00012		41	0.1%
00013		19	0.1%
00014		20	0.1%
00015		25	0.1%
00016		11	0.0%
00017		7	0.0%
00018		15	0.1%
00019		9	0.0%
00020		22	0.1%
00021		7	0.0%
00022		2	0.0%
00023		2	0.0%
00024		6	0.0%
00025		7	0.0%
00026		2	0.0%
00027		5	0.0%
00028		4	0.0%
00029		2	0.0%
00030		8	0.0%
00031		3	0.0%
00032		4	0.0%
00033		4	0.0%
00034		2	0.0%
00035		4	0.0%
00036		2	0.0%
00038		3	0.0%
00039		3	0.0%
00040		2	0.0%
00041		2	0.0%

## File : 18 Nagaland

### # T\_ADULT\_F: TOTAL ADULT FEMALE

Value	Label	Cases	Percentage
00042		2	0.0%
00043		1	0.0%
00044		1	0.0%
00045		1	0.0%
00046		3	0.0%
00047		1	0.0%
00048		2	0.0%
00049		2	0.0%
00050		2	0.0%
00051		3	0.0%
00052		1	0.0%
00055		1	0.0%
00056		1	0.0%
00057		2	0.0%
00058		1	0.0%
00059		1	0.0%
00060		2	0.0%
00061		1	0.0%
00062		1	0.0%
00063		1	0.0%
00065		3	0.0%
00066		2	0.0%
00069		3	0.0%
00070		1	0.0%
00074		1	0.0%
00078		3	0.0%
00080		1	0.0%
00084		2	0.0%
00085		2	0.0%
00086		2	0.0%
00087		3	0.0%
00089		2	0.0%
00095		1	0.0%
00100		1	0.0%
00103		1	0.0%
00105		2	0.0%
00107		2	0.0%
00115		2	0.0%
00138		1	0.0%
00142		1	0.0%
00146		1	0.0%
00150		1	0.0%
00154		1	0.0%

## File : 18 Nagaland

### # T\_ADULT\_F: TOTAL ADULT FEMALE

Value	Label	Cases	Percentage
00155		1	0.0%
00160		1	0.0%
00195		1	0.0%
00197		1	0.0%
00200		1	0.0%
00297		1	0.0%
00510		1	0.0%
01000		1	0.0%
01855		1	0.0%

Warning: these figures indicate the number of cases found in the data file. They cannot be interpreted as summary statistics of the population of interest.

### # T\_CHILD\_M: TOTAL CHIELD MALE

<b>Information</b>	[Type= discrete] [Format=character] [Missing=*]
<b>Statistics [NW/ W]</b>	[Valid=29534 /-] [Invalid=0 /-]

Value	Label	Cases	Percentage
00000		28318	95.9%
00001		857	2.9%
00002		272	0.9%
00003		57	0.2%
00004		24	0.1%
00005		3	0.0%
00007		1	0.0%
00030		1	0.0%
00032		1	0.0%

Warning: these figures indicate the number of cases found in the data file. They cannot be interpreted as summary statistics of the population of interest.

### # T\_CHILD\_F: TOTAL CHIELD FEMALE

<b>Information</b>	[Type= discrete] [Format=character] [Missing=*]
<b>Statistics [NW/ W]</b>	[Valid=29534 /-] [Invalid=0 /-]

Value	Label	Cases	Percentage
00000		29253	99.0%
00001		217	0.7%
00002		45	0.2%
00003		9	0.0%
00004		5	0.0%
00005		2	0.0%
00007		1	0.0%
00008		1	0.0%
00010		1	0.0%

Warning: these figures indicate the number of cases found in the data file. They cannot be interpreted as summary statistics of the population of interest.

### # TOT: TOTAL OF TOTAL

<b>Information</b>	[Type= discrete] [Format=character] [Missing=*]
<b>Statistics [NW/ W]</b>	[Valid=29534 /-] [Invalid=0 /-]

## File : 18 Nagaland

# TOT: TOTAL OF TOTAL

Value	Label	Cases	Percentage
00001		9617	32.6%
00002		8267	28.0%
00003		3847	13.0%
00004		2143	7.3%
00005		1155	3.9%
00006		832	2.8%
00007		493	1.7%
00008		475	1.6%
00009		277	0.9%
00010		283	1.0%
00011		125	0.4%
00012		275	0.9%
00013		133	0.5%
00014		180	0.6%
00015		157	0.5%
00016		137	0.5%
00017		66	0.2%
00018		101	0.3%
00019		47	0.2%
00020		114	0.4%
00021		45	0.2%
00022		60	0.2%
00023		37	0.1%
00024		55	0.2%
00025		47	0.2%
00026		29	0.1%
00027		21	0.1%
00028		17	0.1%
00029		19	0.1%
00030		39	0.1%
00031		15	0.1%
00032		18	0.1%
00033		20	0.1%
00034		8	0.0%
00035		12	0.0%
00036		11	0.0%
00037		8	0.0%
00038		9	0.0%
00039		5	0.0%
00040		8	0.0%
00041		7	0.0%
00042		3	0.0%
00043		8	0.0%

**File : 18 Nagaland****# TOT: TOTAL OF TOTAL**

<b>Value</b>	<b>Label</b>	<b>Cases</b>	<b>Percentage</b>
00044		5	0.0%
00045		10	0.0%
00046		6	0.0%
00047		2	0.0%
00048		4	0.0%
00049		6	0.0%
00050		11	0.0%
00051		23	0.1%
00052		15	0.1%
00053		10	0.0%
00054		6	0.0%
00055		5	0.0%
00056		1	0.0%
00057		3	0.0%
00058		3	0.0%
00059		1	0.0%
00060		7	0.0%
00061		1	0.0%
00062		2	0.0%
00063		3	0.0%
00064		1	0.0%
00065		1	0.0%
00066		1	0.0%
00067		1	0.0%
00069		1	0.0%
00070		2	0.0%
00071		1	0.0%
00072		2	0.0%
00073		3	0.0%
00074		1	0.0%
00075		2	0.0%
00076		3	0.0%
00078		3	0.0%
00080		3	0.0%
00082		2	0.0%
00083		1	0.0%
00084		1	0.0%
00085		2	0.0%
00087		3	0.0%
00088		2	0.0%
00089		1	0.0%
00090		1	0.0%
00094		1	0.0%



**File : 18 Nagaland****# TOT: TOTAL OF TOTAL**

<b>Value</b>	<b>Label</b>	<b>Cases</b>	<b>Percentage</b>
00095		3	0.0%
00097		1	0.0%
00100		3	0.0%
00101		2	0.0%
00103		1	0.0%
00104		1	0.0%
00105		1	0.0%
00106		1	0.0%
00107		2	0.0%
00110		1	0.0%
00112		3	0.0%
00113		1	0.0%
00115		2	0.0%
00116		2	0.0%
00122		1	0.0%
00123		2	0.0%
00124		2	0.0%
00125		1	0.0%
00126		1	0.0%
00127		1	0.0%
00128		2	0.0%
00129		1	0.0%
00130		1	0.0%
00131		1	0.0%
00132		1	0.0%
00133		2	0.0%
00134		2	0.0%
00135		3	0.0%
00136		1	0.0%
00141		1	0.0%
00142		1	0.0%
00143		1	0.0%
00144		1	0.0%
00145		1	0.0%
00146		1	0.0%
00147		1	0.0%
00150		2	0.0%
00153		1	0.0%
00154		1	0.0%
00155		2	0.0%
00156		2	0.0%
00163		1	0.0%
00164		1	0.0%

**File : 18 Nagaland****# TOT: TOTAL OF TOTAL**

<b>Value</b>	<b>Label</b>	<b>Cases</b>	<b>Percentage</b>
00166		1	0.0%
00167		1	0.0%
00170		1	0.0%
00171		1	0.0%
00172		1	0.0%
00174		2	0.0%
00177		2	0.0%
00180		3	0.0%
00181		1	0.0%
00184		1	0.0%
00185		1	0.0%
00186		1	0.0%
00188		1	0.0%
00191		1	0.0%
00197		1	0.0%
00198		1	0.0%
00199		1	0.0%
00200		1	0.0%
00201		1	0.0%
00220		1	0.0%
00223		1	0.0%
00224		1	0.0%
00225		2	0.0%
00231		1	0.0%
00243		1	0.0%
00247		1	0.0%
00259		1	0.0%
00260		1	0.0%
00267		1	0.0%
00270		2	0.0%
00271		1	0.0%
00276		1	0.0%
00280		1	0.0%
00293		1	0.0%
00294		1	0.0%
00300		1	0.0%
00302		1	0.0%
00310		1	0.0%
00317		1	0.0%
00340		1	0.0%
00343		1	0.0%
00360		1	0.0%
00369		1	0.0%

## File : 18 Nagaland

### # TOT: TOTAL OF TOTAL

Value	Label	Cases	Percentage
00397		1	0.0%
00412		1	0.0%
00414		1	0.0%
00415		1	0.0%
00491		1	0.0%
00492		1	0.0%
00510		1	0.0%
00511		1	0.0%
00512		1	0.0%
00515		1	0.0%
00595		1	0.0%
00600		1	0.0%
00653		1	0.0%
00753		1	0.0%
00778		1	0.0%
00903		1	0.0%
01001		1	0.0%
01031		1	0.0%
01038		1	0.0%
01163		1	0.0%
01183		1	0.0%
01211		1	0.0%
01228		1	0.0%
01239		1	0.0%
01261		1	0.0%
01292		1	0.0%
01464		1	0.0%
01606		1	0.0%
01969		1	0.0%
02039		1	0.0%
02044		1	0.0%
02297		1	0.0%
04385		1	0.0%
06399		1	0.0%

Warning: these figures indicate the number of cases found in the data file. They cannot be interpreted as summary statistics of the population of interest.

### # H\_ADULT\_M: HIRED ADULT MALE

<b>Information</b>	[Type= discrete] [Format=character] [Missing=*]		
<b>Statistics [NW/ W]</b>	[Valid=29534 /-] [Invalid=0 /-]		
Value	Label	Cases	Percentage
00000		14654	49.6%
00001		5721	19.4%
00002		3507	11.9%
00003		1734	5.9%

## File : 18 Nagaland

### # H\_ADULT\_M: HIRED ADULT MALE

Value	Label	Cases	Percentage
00004		1064	3.6%
00005		609	2.1%
00006		389	1.3%
00007		230	0.8%
00008		217	0.7%
00009		152	0.5%
00010		218	0.7%
00011		93	0.3%
00012		114	0.4%
00013		58	0.2%
00014		63	0.2%
00015		111	0.4%
00016		36	0.1%
00017		28	0.1%
00018		36	0.1%
00019		21	0.1%
00020		45	0.2%
00021		26	0.1%
00022		15	0.1%
00023		20	0.1%
00024		14	0.0%
00025		35	0.1%
00026		10	0.0%
00027		14	0.0%
00028		11	0.0%
00029		10	0.0%
00030		15	0.1%
00031		9	0.0%
00032		5	0.0%
00033		7	0.0%
00034		1	0.0%
00035		11	0.0%
00036		6	0.0%
00037		5	0.0%
00038		4	0.0%
00039		3	0.0%
00040		10	0.0%
00041		4	0.0%
00042		2	0.0%
00043		2	0.0%
00044		1	0.0%
00045		10	0.0%
00046		1	0.0%

**File : 18 Nagaland****# H\_ADULT\_M: HIRED ADULT MALE**

<b>Value</b>	<b>Label</b>	<b>Cases</b>	<b>Percentage</b>
00047		2	0.0%
00048		2	0.0%
00049		2	0.0%
00050		6	0.0%
00053		2	0.0%
00054		1	0.0%
00055		2	0.0%
00056		2	0.0%
00057		2	0.0%
00058		1	0.0%
00059		1	0.0%
00060		2	0.0%
00061		1	0.0%
00062		2	0.0%
00063		2	0.0%
00064		3	0.0%
00066		2	0.0%
00067		1	0.0%
00068		1	0.0%
00069		1	0.0%
00072		1	0.0%
00073		3	0.0%
00074		2	0.0%
00075		6	0.0%
00080		1	0.0%
00081		1	0.0%
00085		2	0.0%
00086		3	0.0%
00087		2	0.0%
00088		2	0.0%
00089		3	0.0%
00093		3	0.0%
00094		1	0.0%
00095		1	0.0%
00096		2	0.0%
00097		5	0.0%
00099		1	0.0%
00100		1	0.0%
00101		1	0.0%
00102		2	0.0%
00104		1	0.0%
00105		4	0.0%
00106		2	0.0%

**File : 18 Nagaland****# H\_ADULT\_M: HIRED ADULT MALE**

<b>Value</b>	<b>Label</b>	<b>Cases</b>	<b>Percentage</b>
00107		1	0.0%
00108		1	0.0%
00109		1	0.0%
00110		1	0.0%
00112		3	0.0%
00114		2	0.0%
00115		5	0.0%
00116		3	0.0%
00118		2	0.0%
00120		2	0.0%
00121		1	0.0%
00126		2	0.0%
00127		1	0.0%
00130		2	0.0%
00136		2	0.0%
00137		1	0.0%
00140		1	0.0%
00143		1	0.0%
00146		1	0.0%
00150		4	0.0%
00156		3	0.0%
00158		1	0.0%
00169		1	0.0%
00173		1	0.0%
00174		1	0.0%
00180		1	0.0%
00184		1	0.0%
00185		1	0.0%
00189		2	0.0%
00197		1	0.0%
00200		2	0.0%
00202		1	0.0%
00206		1	0.0%
00209		1	0.0%
00215		1	0.0%
00250		3	0.0%
00295		1	0.0%
00296		1	0.0%
00300		2	0.0%
00305		1	0.0%
00311		1	0.0%
00315		1	0.0%
00340		1	0.0%

## File : 18 Nagaland

### # H\_ADULT\_M: HIRED ADULT MALE

Value	Label	Cases	Percentage
00360		1	0.0%
00364		2	0.0%
00387		1	0.0%
00440		1	0.0%
00456		1	0.0%
00509		1	0.0%
00575		1	0.0%
00600		1	0.0%
00750		1	0.0%
00800		1	0.0%
00974		1	0.0%
01026		1	0.0%
01115		1	0.0%
01120		1	0.0%
01150		1	0.0%
01155		1	0.0%
01205		1	0.0%
01210		2	0.0%
01418		1	0.0%
01585		1	0.0%
01815		1	0.0%
01996		1	0.0%
02012		1	0.0%
02211		1	0.0%
02530		1	0.0%
06257		1	0.0%

Warning: these figures indicate the number of cases found in the data file. They cannot be interpreted as summary statistics of the population of interest.

### # H\_ADULT\_F: HIRED ADULT FEMALE

<b>Information</b>	[Type= discrete] [Format=character] [Missing=*]
<b>Statistics [NW/ W]</b>	[Valid=29534 /-] [Invalid=0 /-]

Value	Label	Cases	Percentage
00000		23563	79.8%
00001		2261	7.7%
00002		1619	5.5%
00003		634	2.1%
00004		402	1.4%
00005		278	0.9%
00006		157	0.5%
00007		82	0.3%
00008		104	0.4%
00009		50	0.2%
00010		70	0.2%
00011		31	0.1%

**File : 18 Nagaland****# H\_ADULT\_F: HIRED ADULT FEMALE**

<b>Value</b>	<b>Label</b>	<b>Cases</b>	<b>Percentage</b>
00012		30	0.1%
00013		16	0.1%
00014		19	0.1%
00015		19	0.1%
00016		9	0.0%
00017		7	0.0%
00018		14	0.0%
00019		9	0.0%
00020		13	0.0%
00021		6	0.0%
00022		1	0.0%
00023		2	0.0%
00024		7	0.0%
00025		7	0.0%
00026		2	0.0%
00027		4	0.0%
00028		4	0.0%
00029		2	0.0%
00030		7	0.0%
00031		3	0.0%
00032		4	0.0%
00033		4	0.0%
00034		2	0.0%
00035		4	0.0%
00036		2	0.0%
00038		3	0.0%
00039		3	0.0%
00040		2	0.0%
00041		2	0.0%
00042		2	0.0%
00043		1	0.0%
00045		1	0.0%
00046		3	0.0%
00047		1	0.0%
00048		2	0.0%
00049		2	0.0%
00050		2	0.0%
00051		2	0.0%
00052		1	0.0%
00055		1	0.0%
00056		1	0.0%
00057		2	0.0%
00058		1	0.0%



## File : 18 Nagaland

### # H\_ADULT\_F: HIRED ADULT FEMALE

Value	Label	Cases	Percentage
00059		1	0.0%
00060		2	0.0%
00061		1	0.0%
00062		1	0.0%
00063		1	0.0%
00065		3	0.0%
00066		2	0.0%
00069		3	0.0%
00070		1	0.0%
00074		1	0.0%
00078		3	0.0%
00080		1	0.0%
00084		2	0.0%
00085		2	0.0%
00086		2	0.0%
00087		3	0.0%
00089		2	0.0%
00095		1	0.0%
00100		1	0.0%
00103		1	0.0%
00105		2	0.0%
00107		2	0.0%
00115		2	0.0%
00138		1	0.0%
00142		1	0.0%
00146		1	0.0%
00150		1	0.0%
00154		1	0.0%
00155		1	0.0%
00160		1	0.0%
00195		1	0.0%
00197		1	0.0%
00200		1	0.0%
00297		1	0.0%
00510		1	0.0%
01000		1	0.0%
01855		1	0.0%

Warning: these figures indicate the number of cases found in the data file. They cannot be interpreted as summary statistics of the population of interest.

### # H\_CHILD\_M: HIRED CHIELD MALE

<b>Information</b>	[Type= discrete] [Format=character] [Missing=*]		
<b>Statistics [NW/ W]</b>	[Valid=29534 /-] [Invalid=0 /-]		
Value	Label	Cases	Percentage
00000		28900	97.9%

## File : 18 Nagaland

### # H\_CHILD\_M: HIRED CHIELD MALE

Value	Label	Cases	Percentage
00001		386	1.3%
00002		187	0.6%
00003		39	0.1%
00004		20	0.1%
00005		1	0.0%
00029		1	0.0%

Warning: these figures indicate the number of cases found in the data file. They cannot be interpreted as summary statistics of the population of interest.

### # H\_CHILD\_F: HIRED CHIELD FEMALE

<b>Information</b>	[Type= discrete] [Format=character] [Missing=*]
<b>Statistics [NW/ W]</b>	[Valid=29534 /-] [Invalid=0 /-]

Value	Label	Cases	Percentage
00000		29475	99.8%
00001		46	0.2%
00002		8	0.0%
00003		1	0.0%
00004		2	0.0%
00005		1	0.0%
00008		1	0.0%

Warning: these figures indicate the number of cases found in the data file. They cannot be interpreted as summary statistics of the population of interest.

### # T\_HIRED: TOTAL OF HIRED

<b>Information</b>	[Type= discrete] [Format=character] [Missing=*]
<b>Statistics [NW/ W]</b>	[Valid=29534 /-] [Invalid=0 /-]

Value	Label	Cases	Percentage
00000		13912	47.1%
00001		5097	17.3%
00002		3314	11.2%
00003		1821	6.2%
00004		1192	4.0%
00005		816	2.8%
00006		600	2.0%
00007		433	1.5%
00008		325	1.1%
00009		213	0.7%
00010		217	0.7%
00011		111	0.4%
00012		177	0.6%
00013		106	0.4%
00014		115	0.4%
00015		127	0.4%
00016		81	0.3%
00017		55	0.2%
00018		67	0.2%

## File : 18 Nagaland

### # T\_HIRED: TOTAL OF HIRED

Value	Label	Cases	Percentage
00019		40	0.1%
00020		68	0.2%
00021		34	0.1%
00022		32	0.1%
00023		40	0.1%
00024		24	0.1%
00025		37	0.1%
00026		25	0.1%
00027		16	0.1%
00028		17	0.1%
00029		16	0.1%
00030		28	0.1%
00031		13	0.0%
00032		13	0.0%
00033		20	0.1%
00034		9	0.0%
00035		9	0.0%
00036		9	0.0%
00037		10	0.0%
00038		6	0.0%
00039		4	0.0%
00040		6	0.0%
00041		7	0.0%
00042		2	0.0%
00043		7	0.0%
00044		4	0.0%
00045		10	0.0%
00046		5	0.0%
00047		2	0.0%
00048		4	0.0%
00049		6	0.0%
00050		9	0.0%
00051		4	0.0%
00052		3	0.0%
00053		7	0.0%
00054		3	0.0%
00055		4	0.0%
00056		1	0.0%
00057		2	0.0%
00058		3	0.0%
00059		1	0.0%
00060		6	0.0%
00061		1	0.0%

## File : 18 Nagaland

### # T\_HIRED: TOTAL OF HIRED

Value	Label	Cases	Percentage
00062		1	0.0%
00063		4	0.0%
00064		1	0.0%
00065		1	0.0%
00066		1	0.0%
00067		1	0.0%
00069		1	0.0%
00070		2	0.0%
00071		1	0.0%
00072		2	0.0%
00073		3	0.0%
00074		1	0.0%
00075		2	0.0%
00076		3	0.0%
00078		3	0.0%
00080		3	0.0%
00082		1	0.0%
00083		1	0.0%
00084		1	0.0%
00085		2	0.0%
00087		3	0.0%
00088		2	0.0%
00089		1	0.0%
00090		1	0.0%
00094		1	0.0%
00095		3	0.0%
00097		1	0.0%
00100		3	0.0%
00101		2	0.0%
00103		1	0.0%
00104		1	0.0%
00105		1	0.0%
00106		1	0.0%
00107		2	0.0%
00110		1	0.0%
00112		2	0.0%
00113		1	0.0%
00115		2	0.0%
00116		2	0.0%
00122		1	0.0%
00123		2	0.0%
00124		2	0.0%
00125		1	0.0%

**File : 18 Nagaland****# T\_HIRED: TOTAL OF HIRED**

<b>Value</b>	<b>Label</b>	<b>Cases</b>	<b>Percentage</b>
00126		1	0.0%
00127		1	0.0%
00128		2	0.0%
00129		1	0.0%
00130		1	0.0%
00131		1	0.0%
00132		1	0.0%
00133		2	0.0%
00134		2	0.0%
00135		3	0.0%
00136		1	0.0%
00141		1	0.0%
00142		1	0.0%
00143		1	0.0%
00144		1	0.0%
00145		1	0.0%
00146		1	0.0%
00147		1	0.0%
00150		2	0.0%
00153		1	0.0%
00154		1	0.0%
00155		2	0.0%
00156		2	0.0%
00163		1	0.0%
00164		1	0.0%
00166		1	0.0%
00167		1	0.0%
00170		1	0.0%
00171		1	0.0%
00172		1	0.0%
00174		2	0.0%
00177		2	0.0%
00180		3	0.0%
00181		1	0.0%
00184		1	0.0%
00185		1	0.0%
00186		1	0.0%
00188		1	0.0%
00191		1	0.0%
00197		1	0.0%
00198		1	0.0%
00199		1	0.0%
00200		1	0.0%

## File : 18 Nagaland

### # T\_HIRED: TOTAL OF HIRED

Value	Label	Cases	Percentage
00201		1	0.0%
00220		1	0.0%
00223		1	0.0%
00224		1	0.0%
00225		2	0.0%
00231		1	0.0%
00243		1	0.0%
00247		1	0.0%
00259		1	0.0%
00260		1	0.0%
00267		1	0.0%
00270		2	0.0%
00271		1	0.0%
00276		1	0.0%
00280		1	0.0%
00293		1	0.0%
00294		1	0.0%
00300		1	0.0%
00302		1	0.0%
00310		1	0.0%
00317		1	0.0%
00340		1	0.0%
00343		1	0.0%
00360		1	0.0%
00369		1	0.0%
00397		1	0.0%
00412		1	0.0%
00414		1	0.0%
00415		1	0.0%
00491		1	0.0%
00492		1	0.0%
00510		1	0.0%
00511		1	0.0%
00512		1	0.0%
00515		1	0.0%
00595		1	0.0%
00600		1	0.0%
00653		1	0.0%
00753		1	0.0%
00778		1	0.0%
00903		1	0.0%
01000		1	0.0%
01031		1	0.0%

## File : 18 Nagaland

### # T\_HIRED: TOTAL OF HIRED

Value	Label	Cases	Percentage
01038		1	0.0%
01163		1	0.0%
01183		1	0.0%
01211		1	0.0%
01228		1	0.0%
01239		1	0.0%
01261		1	0.0%
01292		1	0.0%
01464		1	0.0%
01606		1	0.0%
01969		1	0.0%
02039		1	0.0%
02044		1	0.0%
02297		1	0.0%
04385		1	0.0%
06399		1	0.0%

Warning: these figures indicate the number of cases found in the data file. They cannot be interpreted as summary statistics of the population of interest.

### # REMAKS: REMARKS

<b>Information</b>	[Type= discrete] [Format=character] [Missing=*]
<b>Statistics [NW/ W]</b>	[Valid=29534 /-] [Invalid=0 /-]

Value	Label	Cases	Percentage
000		28254	95.7%
001		133	0.5%
002		248	0.8%
003		110	0.4%
004		142	0.5%
005		66	0.2%
006		64	0.2%
007		54	0.2%
008		100	0.3%
009		15	0.1%
010		67	0.2%
011		5	0.0%
017		10	0.0%
023		9	0.0%
024		1	0.0%
034		6	0.0%
036		3	0.0%
054		228	0.8%
073		5	0.0%
107		1	0.0%
160		4	0.0%
301		9	0.0%

## File : 18 Nagaland

### # REMAKS: REMARKS

*Warning: these figures indicate the number of cases found in the data file. They cannot be interpreted as summary statistics of the population of interest.*

### # TYPE\_ENTERP: TYPE OF ENTERPRISE

**Information** [Type= discrete] [Format=character] [Missing=\*]

**Statistics [NW/ W]** [Valid=29534 /-] [Invalid=0 /-]

Value	Label	Cases	Percentage
1		13912	47.1%
2		11255	38.1%
3		4367	14.8%

*Warning: these figures indicate the number of cases found in the data file. They cannot be interpreted as summary statistics of the population of interest.*

### # MAJOR\_ACT: MAJOR ACTIVITY CODE

**Information** [Type= discrete] [Format=character] [Missing=\*]

**Statistics [NW/ W]** [Valid=29534 /-] [Invalid=0 /-]

Value	Label	Cases	Percentage
01		434	1.5%
02		74	0.3%
04		1	0.0%
05		2619	8.9%
06		5	0.0%
07		6	0.0%
08		257	0.9%
09		14781	50.0%
10		1996	6.8%
11		172	0.6%
12		9	0.0%
13		233	0.8%
14		160	0.5%
15		8665	29.3%
16		122	0.4%

*Warning: these figures indicate the number of cases found in the data file. They cannot be interpreted as summary statistics of the population of interest.*

### # SIZE\_EMP1: SIZE OF EMPLOYMENT CODE-

**Information** [Type= discrete] [Format=character] [Missing=\*]

**Statistics [NW/ W]** [Valid=29534 /-] [Invalid=0 /-]

Value	Label	Cases	Percentage
1	Employee size 0 to 1	9617	32.6%
2	Employee size 2	8267	28.0%
3	Employee size 3	3847	13.0%
4	Employee size 4	2143	7.3%
5	Employee size 5	1155	3.9%
6	Employee size 6 to 9	2077	7.0%
7	Employee size >9	2428	8.2%

*Warning: these figures indicate the number of cases found in the data file. They cannot be interpreted as summary statistics of the population of interest.*



## File : 18 Nagaland

### # SIZE\_EMP2: SIZE OF EMPLOYMENT CODE-

**Information** [Type= discrete] [Format=character] [Missing=\*]

**Statistics [NW/ W]** [Valid=29534 /-] [Invalid=0 /-]

Value	Label	Cases	Percentage
01	Employee size 0 to 1	9617	32.6%
02	Employee size 2	8267	28.0%
03	Employee size 3	3847	13.0%
04	Employee size 4	2143	7.3%
05	Employee size 5	1155	3.9%
07	Employee size 6 to 9	2077	7.0%
08	Employee size 10 to 14	996	3.4%
09	Employee size 15 to 19	508	1.7%
10	Employee size 20 to 24	311	1.1%
11	Employee size 25 to 49	337	1.1%
12	Employee size 50 to 99	134	0.5%
13	Employee size 100 to 199	80	0.3%
14	Employee size 200 to 499	34	0.1%
15	Employee size >=500	28	0.1%

*Warning: these figures indicate the number of cases found in the data file. They cannot be interpreted as summary statistics of the population of interest.*

### # FITTER: FILLER

**Information** [Type= discrete] [Format=character] [Missing=\*]

**Statistics [NW/ W]** [Valid=29534 /-] [Invalid=0 /-]

Value	Label	Cases	Percentage
0		29534	100.0%

*Warning: these figures indicate the number of cases found in the data file. They cannot be interpreted as summary statistics of the population of interest.*

## File : 19 Orissa

### # FILE\_ID: FILE-ID

**Information** [Type= discrete] [Format=character] [Missing=\*]

**Statistics [NW/ W]** [Valid=1449665 /-] [Invalid=0 /-]

Value	Label	Cases	Percentage
EC98AD		1449665	100.0%

*Warning: these figures indicate the number of cases found in the data file. They cannot be interpreted as summary statistics of the population of interest.*

### # ID\_NO: IDENTIFICATION NO (ID NO)

**Information** [Type= discrete] [Format=character] [Missing=\*]

**Statistics [NW/ W]** [Valid=1449665 /-] [Invalid=0 /-]

### # ST: STATE CODE

**Information** [Type= discrete] [Format=character] [Missing=\*]

**Statistics [NW/ W]** [Valid=1449665 /-] [Invalid=0 /-]

Value	Label	Cases	Percentage
19	Orissa	1449665	100.0%

*Warning: these figures indicate the number of cases found in the data file. They cannot be interpreted as summary statistics of the population of interest.*

### # DT: DISTRICT CODE

**Information** [Type= discrete] [Format=character] [Missing=\*]

**Statistics [NW/ W]** [Valid=1449665 /-] [Invalid=0 /-]

Value	Label	Cases	Percentage
01	SAMBALPUR	57202	3.9%
02	SUNDAR GARH	53113	3.7%
03	KEONJHAR	51795	3.6%
04	MAYURBHANJA	123444	8.5%
05	BALASORE	66738	4.6%
06	CUTTACK	101158	7.0%
07	DHENKANAL	35675	2.5%
08	PHULABANI	26385	1.8%
09	BOLANGIR	84140	5.8%
10	KALAHANDI	42482	2.9%
11	KORAPUT	30608	2.1%
12	GANJAM	132988	9.2%
13	PURI	52804	3.6%
14	NAYAGARH	36332	2.5%
15	KHURDA	80576	5.6%
16	GAJAPATI	18599	1.3%
17	BHADRAK	37441	2.6%
18	JAJPUR	52078	3.6%
19	KENDRAPARA	37065	2.6%
20	JAGATSINAGPUR	50638	3.5%
21	BARAGARH	57765	4.0%
22	ANUGUL	47340	3.3%
23	SONEPUR	29889	2.1%
24	NUAPADA	17452	1.2%

## File : 19 Orissa

### # DT: DISTRICT CODE

Value	Label	Cases	Percentage
25	NAWARANGPUR	27457	1.9%
26	MALKANGIRI	7538	0.5%
27	RAYAGADA	28745	2.0%
28	JHARASUGUDA	30657	2.1%
29	DEOGARH	18530	1.3%
30	BOUDH	13031	0.9%

Warning: these figures indicate the number of cases found in the data file. They cannot be interpreted as summary statistics of the population of interest.

### # TEH: TEHSIL CODE

**Information** [Type= discrete] [Format=character] [Missing=\*]

**Statistics [NW/ W]** [Valid=1449665 /-] [Invalid=0 /-]

Value	Label	Cases	Percentage
000		292002	20.1%
001		105631	7.3%
002		101582	7.0%
003		111204	7.7%
004		112235	7.7%
005		81085	5.6%
006		90982	6.3%
007		71711	4.9%
008		74402	5.1%
009		59088	4.1%
010		46304	3.2%
011		54134	3.7%
012		32095	2.2%
013		31157	2.1%
014		36547	2.5%
015		26912	1.9%
016		28360	2.0%
017		21808	1.5%
018		6219	0.4%
019		19476	1.3%
020		9781	0.7%
021		3677	0.3%
022		7422	0.5%
023		3212	0.2%
024		673	0.0%
025		12605	0.9%
026		2697	0.2%
027		3142	0.2%
028		3522	0.2%

Warning: these figures indicate the number of cases found in the data file. They cannot be interpreted as summary statistics of the population of interest.

## File : 19 Orissa

### # CD\_BLOCK: CD BLOCK

**Information** [Type= discrete] [Format=character] [Missing=\*]

**Statistics [NW/ W]** [Valid=1449665 /-] [Invalid=0 /-]

Value	Label	Cases	Percentage
00		293114	20.2%
01		132729	9.2%
02		99678	6.9%
03		114948	7.9%
04		101847	7.0%
05		110637	7.6%
06		98140	6.8%
07		88569	6.1%
08		81453	5.6%
09		58585	4.0%
10		54577	3.8%
11		45819	3.2%
12		32370	2.2%
13		26317	1.8%
14		20375	1.4%
15		9706	0.7%
16		19463	1.3%
17		7385	0.5%
18		4726	0.3%
19		10535	0.7%
20		6350	0.4%
21		8552	0.6%
22		5796	0.4%
23		10473	0.7%
24		3246	0.2%
25		1333	0.1%
26		2940	0.2%
50		2	0.0%

*Warning: these figures indicate the number of cases found in the data file. They cannot be interpreted as summary statistics of the population of interest.*

### # SECTOR: SECTOR CODE

**Information** [Type= discrete] [Format=character] [Missing=\*]

**Statistics [NW/ W]** [Valid=1449665 /-] [Invalid=0 /-]

Value	Label	Cases	Percentage
1	Rural	1156551	79.8%
2	Urban	293114	20.2%

*Warning: these figures indicate the number of cases found in the data file. They cannot be interpreted as summary statistics of the population of interest.*

### # V\_C: VILLAGE CODE

**Information** [Type= discrete] [Format=character] [Missing=\*]

**Statistics [NW/ W]** [Valid=1449665 /-] [Invalid=0 /-]

# File : 19 Orissa

## # V\_C: VILLAGE CODE

Value	Label	Cases	Percentage
000		2	0.0%
001		16788	1.2%
002		11139	0.8%
003		9341	0.6%
004		10434	0.7%
005		10337	0.7%
006		9520	0.7%
007		10241	0.7%
008		9765	0.7%
009		9745	0.7%
010		9976	0.7%
011		12241	0.8%
012		12546	0.9%
013		17939	1.2%
014		22473	1.6%
015		14241	1.0%
016		9023	0.6%
017		25371	1.8%
018		30515	2.1%
019		9938	0.7%
020		8336	0.6%
021		9004	0.6%
022		12010	0.8%
023		12449	0.9%
024		15421	1.1%
025		9301	0.6%
026		9761	0.7%
027		32692	2.3%
028		22748	1.6%
029		9751	0.7%
030		7926	0.5%
031		8378	0.6%
032		9226	0.6%
033		8379	0.6%
034		12593	0.9%
035		10156	0.7%
036		37665	2.6%
037		14669	1.0%
038		24898	1.7%
039		9966	0.7%
040		10014	0.7%
041		8229	0.6%
042		7767	0.5%

## File : 19 Orissa

### # V\_C: VILLAGE CODE

Value	Label	Cases	Percentage
043		8907	0.6%
044		14677	1.0%
045		8832	0.6%
046		11414	0.8%
047		71098	4.9%
048		7749	0.5%
049		7507	0.5%
050		9313	0.6%
051		8719	0.6%
052		7036	0.5%
053		8303	0.6%
054		8966	0.6%
055		7395	0.5%
056		8954	0.6%
057		22921	1.6%
058		11168	0.8%
059		8724	0.6%
060		8867	0.6%
061		8180	0.6%
062		8098	0.6%
063		7676	0.5%
064		8143	0.6%
065		7735	0.5%
066		7229	0.5%
067		10725	0.7%
068		10341	0.7%
069		8120	0.6%
070		7172	0.5%
071		7247	0.5%
072		7491	0.5%
073		6952	0.5%
074		6927	0.5%
075		6009	0.4%
076		6595	0.5%
077		9688	0.7%
078		7187	0.5%
079		5839	0.4%
080		5157	0.4%
081		5640	0.4%
082		4966	0.3%
083		5737	0.4%
084		5943	0.4%
085		6125	0.4%

## File : 19 Orissa

### # V\_C: VILLAGE CODE

Value	Label	Cases	Percentage
086		6188	0.4%
087		5175	0.4%
088		7852	0.5%
089		4470	0.3%
090		5325	0.4%
091		5601	0.4%
092		5256	0.4%
093		4220	0.3%
094		5459	0.4%
095		12704	0.9%
096		5453	0.4%
097		5504	0.4%
098		4184	0.3%
099		5183	0.4%
100		5121	0.4%
101		4676	0.3%
102		4392	0.3%
103		4183	0.3%
104		3715	0.3%
105		4508	0.3%
106		4391	0.3%
107		5538	0.4%
108		5467	0.4%
109		4395	0.3%
110		3128	0.2%
111		3275	0.2%
112		4085	0.3%
113		3758	0.3%
114		3458	0.2%
115		3492	0.2%
116		2936	0.2%
117		4063	0.3%
118		4922	0.3%
119		3845	0.3%
120		2730	0.2%
121		2738	0.2%
122		3906	0.3%
123		2772	0.2%
124		4124	0.3%
125		3819	0.3%
126		3532	0.2%
127		3813	0.3%
128		4985	0.3%

## File : 19 Orissa

### # V\_C: VILLAGE CODE

Value	Label	Cases	Percentage
129		3395	0.2%
130		3737	0.3%
131		4392	0.3%
132		3749	0.3%
133		3521	0.2%
134		3218	0.2%
135		3099	0.2%
136		3184	0.2%
137		3800	0.3%
138		4413	0.3%
139		2594	0.2%
140		3661	0.3%
141		3082	0.2%
142		3220	0.2%
143		3041	0.2%
144		2574	0.2%
145		2801	0.2%
146		3213	0.2%
147		2041	0.1%
148		3084	0.2%
149		1838	0.1%
150		3776	0.3%
151		2569	0.2%
152		2652	0.2%
153		3389	0.2%
154		4157	0.3%
155		2284	0.2%
156		2947	0.2%
157		1922	0.1%
158		2989	0.2%
159		3243	0.2%
160		2532	0.2%
161		2115	0.1%
162		2595	0.2%
163		1764	0.1%
164		2663	0.2%
165		1784	0.1%
166		1550	0.1%
167		1576	0.1%
168		1581	0.1%
169		2147	0.1%
170		1685	0.1%
171		2758	0.2%



## File : 19 Orissa

### # V\_C: VILLAGE CODE

Value	Label	Cases	Percentage
172		2029	0.1%
173		1057	0.1%
174		1614	0.1%
175		1656	0.1%
176		1668	0.1%
177		1955	0.1%
178		2914	0.2%
179		1443	0.1%
180		1907	0.1%
181		1670	0.1%
182		1456	0.1%
183		1214	0.1%
184		3914	0.3%
185		2275	0.2%
186		2050	0.1%
187		1868	0.1%
188		1530	0.1%
189		1822	0.1%
190		1399	0.1%
191		1471	0.1%
192		1540	0.1%
193		2444	0.2%
194		1538	0.1%
195		1636	0.1%
196		1430	0.1%
197		1423	0.1%
198		1743	0.1%
199		1016	0.1%
200		1241	0.1%
201		1178	0.1%
202		1526	0.1%
203		1158	0.1%
204		1763	0.1%
205		1186	0.1%
206		1321	0.1%
207		804	0.1%
208		1452	0.1%
209		1117	0.1%
210		1004	0.1%
211		1059	0.1%
212		1301	0.1%
213		958	0.1%
214		1737	0.1%

## File : 19 Orissa

### # V\_C: VILLAGE CODE

Value	Label	Cases	Percentage
215		1861	0.1%
216		1214	0.1%
217		989	0.1%
218		735	0.1%
219		827	0.1%
220		1067	0.1%
221		1070	0.1%
222		957	0.1%
223		1113	0.1%
224		697	0.0%
225		783	0.1%
226		1218	0.1%
227		616	0.0%
228		1162	0.1%
229		716	0.0%
230		744	0.1%
231		760	0.1%
232		691	0.0%
233		759	0.1%
234		846	0.1%
235		866	0.1%
236		437	0.0%
237		1024	0.1%
238		739	0.1%
239		820	0.1%
240		614	0.0%
241		782	0.1%
242		515	0.0%
243		971	0.1%
244		860	0.1%
245		239	0.0%
246		789	0.1%
247		527	0.0%
248		479	0.0%
249		794	0.1%
250		762	0.1%
251		793	0.1%
252		724	0.0%
253		430	0.0%
254		1080	0.1%
255		379	0.0%
256		282	0.0%
257		408	0.0%

**File : 19 Orissa****# V\_C: VILLAGE CODE**

<b>Value</b>	<b>Label</b>	<b>Cases</b>	<b>Percentage</b>
258		367	0.0%
259		595	0.0%
260		308	0.0%
261		539	0.0%
262		500	0.0%
263		298	0.0%
264		409	0.0%
265		689	0.0%
266		519	0.0%
267		517	0.0%
268		378	0.0%
269		355	0.0%
270		707	0.0%
271		768	0.1%
272		472	0.0%
273		524	0.0%
274		579	0.0%
275		473	0.0%
276		598	0.0%
277		377	0.0%
278		475	0.0%
279		392	0.0%
280		437	0.0%
281		353	0.0%
282		573	0.0%
283		163	0.0%
284		325	0.0%
285		364	0.0%
286		139	0.0%
287		206	0.0%
288		173	0.0%
289		303	0.0%
290		191	0.0%
291		417	0.0%
292		114	0.0%
293		324	0.0%
294		274	0.0%
295		555	0.0%
296		554	0.0%
297		148	0.0%
298		447	0.0%
299		459	0.0%
300		240	0.0%

**File : 19 Orissa****# V\_C: VILLAGE CODE**

<b>Value</b>	<b>Label</b>	<b>Cases</b>	<b>Percentage</b>
301		272	0.0%
302		428	0.0%
303		524	0.0%
304		176	0.0%
305		136	0.0%
306		305	0.0%
307		208	0.0%
308		196	0.0%
309		307	0.0%
310		267	0.0%
311		146	0.0%
312		386	0.0%
313		91	0.0%
314		166	0.0%
315		178	0.0%
316		167	0.0%
317		67	0.0%
318		140	0.0%
319		563	0.0%
320		211	0.0%
321		295	0.0%
322		104	0.0%
323		117	0.0%
324		457	0.0%
325		200	0.0%
326		117	0.0%
327		51	0.0%
328		271	0.0%
329		241	0.0%
330		455	0.0%
331		77	0.0%
332		75	0.0%
333		70	0.0%
334		89	0.0%
335		279	0.0%
336		87	0.0%
337		122	0.0%
338		83	0.0%
339		134	0.0%
340		57	0.0%
341		79	0.0%
342		59	0.0%
343		427	0.0%

**File : 19 Orissa****# V\_C: VILLAGE CODE**

<b>Value</b>	<b>Label</b>	<b>Cases</b>	<b>Percentage</b>
344		276	0.0%
345		24	0.0%
346		31	0.0%
347		32	0.0%
348		46	0.0%
349		358	0.0%
350		157	0.0%
351		64	0.0%
352		92	0.0%
353		152	0.0%
354		62	0.0%
355		67	0.0%
356		6	0.0%
357		43	0.0%
358		74	0.0%
359		83	0.0%
360		53	0.0%
361		43	0.0%
362		48	0.0%
363		23	0.0%
364		36	0.0%
365		42	0.0%
366		39	0.0%
367		46	0.0%
368		20	0.0%
369		9	0.0%
370		92	0.0%
371		62	0.0%
372		161	0.0%
373		101	0.0%
374		90	0.0%
375		313	0.0%
376		246	0.0%
377		52	0.0%
378		34	0.0%
379		22	0.0%
380		38	0.0%
381		24	0.0%
382		108	0.0%
383		9	0.0%
384		81	0.0%
385		28	0.0%
386		313	0.0%

**File : 19 Orissa****# V\_C: VILLAGE CODE**

<b>Value</b>	<b>Label</b>	<b>Cases</b>	<b>Percentage</b>
387		14	0.0%
388		31	0.0%
389		54	0.0%
390		38	0.0%
392		36	0.0%
393		46	0.0%
394		17	0.0%
395		20	0.0%
396		62	0.0%
397		51	0.0%
398		39	0.0%
399		6	0.0%
400		174	0.0%
401		46	0.0%
402		51	0.0%
403		4	0.0%
404		26	0.0%
405		80	0.0%
406		21	0.0%
407		32	0.0%
408		59	0.0%
409		14	0.0%
410		105	0.0%
411		16	0.0%
412		26	0.0%
413		25	0.0%
414		13	0.0%
415		9	0.0%
416		4	0.0%
417		85	0.0%
418		21	0.0%
419		10	0.0%
420		45	0.0%
421		36	0.0%
422		3	0.0%
423		62	0.0%
424		10	0.0%
425		4	0.0%
426		11	0.0%
427		39	0.0%
428		48	0.0%
429		176	0.0%
430		3	0.0%

## File : 19 Orissa

### # V\_C: VILLAGE CODE

Value	Label	Cases	Percentage
431		27	0.0%
432		26	0.0%
433		8	0.0%
435		11	0.0%
437		5	0.0%
438		18	0.0%
439		32	0.0%

Warning: these figures indicate the number of cases found in the data file. They cannot be interpreted as summary statistics of the population of interest.

### # WARD: WARD CODE

<b>Information</b>	[Type= discrete] [Format=character] [Missing=*]		
<b>Statistics [NW/ W]</b>	[Valid=1449665 /-] [Invalid=0 /-]		
Value	Label	Cases	Percentage
000		1449589	100.0%
010		1	0.0%
056		75	0.0%

Warning: these figures indicate the number of cases found in the data file. They cannot be interpreted as summary statistics of the population of interest.

### # IV\_UNIT: IV UNIT

<b>Information</b>	[Type= discrete] [Format=character] [Missing=*]		
<b>Statistics [NW/ W]</b>	[Valid=1449665 /-] [Invalid=0 /-]		
Value	Label	Cases	Percentage
000		1156389	79.8%
001		130242	9.0%
002		44312	3.1%
003		24686	1.7%
004		12585	0.9%
005		12149	0.8%
006		6799	0.5%
007		8310	0.6%
008		3953	0.3%
009		6273	0.4%
010		5242	0.4%
011		3893	0.3%
012		2762	0.2%
013		3022	0.2%
014		3129	0.2%
015		4688	0.3%
016		3183	0.2%
017		3835	0.3%
018		3232	0.2%
019		2471	0.2%
020		3254	0.2%
021		3068	0.2%

## File : 19 Orissa

### # IV\_UNIT: IV UNIT

Value	Label	Cases	Percentage
022		2026	0.1%
053		70	0.0%
057		27	0.0%
058		41	0.0%
059		23	0.0%
080		1	0.0%

*Warning: these figures indicate the number of cases found in the data file. They cannot be interpreted as summary statistics of the population of interest.*

### # UFS\_BLOCK: UFS BLOCK

**Information** [Type= discrete] [Format=character] [Missing=\*]

**Statistics [NW/ W]** [Valid=1449665 /-] [Invalid=0 /-]

Value	Label	Cases	Percentage
00		1156550	79.8%
01		12685	0.9%
02		12241	0.8%
03		11153	0.8%
04		13781	1.0%
05		12036	0.8%
06		11955	0.8%
07		12815	0.9%
08		11407	0.8%
09		12459	0.9%
10		12049	0.8%
11		12864	0.9%
12		10308	0.7%
13		12039	0.8%
14		12483	0.9%
15		10958	0.8%
16		10601	0.7%
17		9716	0.7%
18		9884	0.7%
19		8881	0.6%
20		9029	0.6%
21		8645	0.6%
22		7110	0.5%
23		6673	0.5%
24		6046	0.4%
25		5630	0.4%
26		4952	0.3%
27		4059	0.3%
28		3937	0.3%
29		3075	0.2%
30		2221	0.2%
31		2711	0.2%



**File : 19 Orissa****# UFS\_BLOCK: UFS BLOCK**

Value	Label	Cases	Percentage
32		2288	0.2%
33		2118	0.1%
34		1499	0.1%
35		726	0.1%
36		409	0.0%
37		781	0.1%
38		290	0.0%
39		356	0.0%
40		62	0.0%
41		30	0.0%
42		17	0.0%
43		44	0.0%
44		91	0.0%
45		1	0.0%

Warning: these figures indicate the number of cases found in the data file. They cannot be interpreted as summary statistics of the population of interest.

**# P\_NO: PAGE NO**

**Information** [Type= discrete] [Format=character] [Missing=\*]

**Statistics [NW/ W]** [Valid=1449665 /-] [Invalid=0 /-]

Value	Label	Cases	Percentage
001		1449404	100.0%
002		83	0.0%
003		74	0.0%
004		38	0.0%
005		42	0.0%
006		24	0.0%

Warning: these figures indicate the number of cases found in the data file. They cannot be interpreted as summary statistics of the population of interest.

**# LINE\_NO: LINE NUMBER**

**Information** [Type= discrete] [Format=character] [Missing=\*]

**Statistics [NW/ W]** [Valid=1449665 /-] [Invalid=0 /-]

**# PREM\_S: PREMISES STATUS**

**Information** [Type= discrete] [Format=character] [Missing=\*]

**Statistics [NW/ W]** [Valid=1449665 /-] [Invalid=0 /-]

Value	Label	Cases	Percentage
1	Without premises	425802	29.4%
2	With Premises	1023863	70.6%

Warning: these figures indicate the number of cases found in the data file. They cannot be interpreted as summary statistics of the population of interest.

**# SRL\_NO: RUNNING SERIAL NUMBER**

**Information** [Type= discrete] [Format=character] [Missing=\*]

**Statistics [NW/ W]** [Valid=1449665 /-] [Invalid=0 /-]

**# NIC: NIC**

**Information** [Type= discrete] [Format=character] [Missing=\*]

**File : 19 Orissa****# NIC: NIC**

Statistics [NW/ W] [Valid=1449665 /-] [Invalid=0 /-]

Frequency table not shown (1338 Modalities)

**# AGRI\_NON\_AGRI: AGRILAND NON-AGRI.**

Information [Type= discrete] [Format=character] [Missing=\*]

Statistics [NW/ W] [Valid=1449665 /-] [Invalid=0 /-]

Value	Label	Cases	Percentage
1	Agriculture	120131	8.3%
2	Non-Agriculture	1329534	91.7%

Warning: these figures indicate the number of cases found in the data file. They cannot be interpreted as summary statistics of the population of interest.

**# NOP: NATURE OF OPERATION**

Information [Type= discrete] [Format=character] [Missing=\*]

Statistics [NW/ W] [Valid=1449665 /-] [Invalid=0 /-]

Value	Label	Cases	Percentage
1	Perennial	1226624	84.6%
2	Non-Perennial	223041	15.4%

Warning: these figures indicate the number of cases found in the data file. They cannot be interpreted as summary statistics of the population of interest.

**# OWN\_SHIP: OWNERSHIP CODE**

Information [Type= discrete] [Format=character] [Missing=\*]

Statistics [NW/ W] [Valid=1449665 /-] [Invalid=0 /-]

Value	Label	Cases	Percentage
1	Private Non-Profit Institutions	57153	3.9%
2	Private Others	1270997	87.7%
3	Co-operatives	8065	0.6%
4	Governments	113450	7.8%

Warning: these figures indicate the number of cases found in the data file. They cannot be interpreted as summary statistics of the population of interest.

**# SG: SOCIAL GROUP CODE**

Information [Type= discrete] [Format=character] [Missing=\*]

Statistics [NW/ W] [Valid=1449665 /-] [Invalid=0 /-]

Value	Label	Cases	Percentage
1	ST Female	35307	2.4%
2	ST Male	179482	12.4%
3	SC Female	21277	1.5%
4	SC Male	189421	13.1%
5	OBC Female	14535	1.0%
6	OBC Male	405108	27.9%
7	Others Female	11098	0.8%
8	Others Male	414769	28.6%
9	Other than private enterprises	178668	12.3%

Warning: these figures indicate the number of cases found in the data file. They cannot be interpreted as summary statistics of the population of interest.

**# P\_F\_USED: POWER/FUEL USED**

Information [Type= discrete] [Format=character] [Missing=\*]

## File : 19 Orissa

### # P\_F\_USED: POWER/FUEL USED

Statistics [NW/ W] [Valid=1449665 /-] [Invalid=0 /-]

Value	Label	Cases	Percentage
0	Without power	1228424	84.7%
1	Electricity	53230	3.7%
2	Coal/soft coke	38057	2.6%
3	Patrol/Diesel	21506	1.5%
4	LPG/Natural Gas	3475	0.2%
5	Fire wood	80736	5.6%
6	Kerosene	10091	0.7%
7	Animal power	2176	0.2%
8	"Non-conventional energy (bio-gas, solar & wind energy)	1344	0.1%
9	Others	10626	0.7%

Warning: these figures indicate the number of cases found in the data file. They cannot be interpreted as summary statistics of the population of interest.

### # Y\_OPRA: YEAR OF OPERATION

Information [Type= discrete] [Format=character] [Missing=\*]

Statistics [NW/ W] [Valid=1449665 /-] [Invalid=0 /-]

Value	Label	Cases	Percentage
0	Less than 1 year	40595	2.8%
1	Completed 1 year	49355	3.4%
2	Completed 2 years	91021	6.3%
3	Completed 3 years	100813	7.0%
4	Completed 4 years	99284	6.8%
5	Completed 5 years	189655	13.1%
6	Completed 6 years	103262	7.1%
7	Completed 7 years	61403	4.2%
8	Completed 8 years	86210	5.9%
9	Completed 9 years or more	628067	43.3%

Warning: these figures indicate the number of cases found in the data file. They cannot be interpreted as summary statistics of the population of interest.

### # REGISN: REGISTRATION CODE

Information [Type= discrete] [Format=character] [Missing=\*]

Statistics [NW/ W] [Valid=1449665 /-] [Invalid=0 /-]

Value	Label	Cases	Percentage
00		1434016	98.9%
01		699	0.0%
02		988	0.1%
03		278	0.0%
04		502	0.0%
05		1845	0.1%
06		656	0.0%
07		39	0.0%
08		54	0.0%
09		286	0.0%
11		3743	0.3%

## File : 19 Orissa

### # REGISN: REGISTRATION CODE

Value	Label	Cases	Percentage
12		333	0.0%
13		9	0.0%
14		46	0.0%
15		57	0.0%
16		10	0.0%
17		1	0.0%
19		1	0.0%
22		3435	0.2%
23		19	0.0%
24		1	0.0%
25		24	0.0%
26		13	0.0%
27		4	0.0%
28		4	0.0%
29		4	0.0%
33		463	0.0%
34		4	0.0%
35		7	0.0%
36		1	0.0%
37		1	0.0%
44		334	0.0%
45		13	0.0%
46		12	0.0%
48		1	0.0%
49		1	0.0%
55		975	0.1%
56		76	0.0%
66		302	0.0%
77		36	0.0%
88		26	0.0%
99		346	0.0%

Warning: these figures indicate the number of cases found in the data file. They cannot be interpreted as summary statistics of the population of interest.

### # SOF: SOURCE OF FINANCE

<b>Information</b>	[Type= discrete] [Format=character] [Missing=*]		
<b>Statistics [NW/ W]</b>	[Valid=1449665 /-] [Invalid=0 /-]		
Value	Label	Cases	Percentage
1	Assistance under IRDP	17055	1.2%
2	Assistance under other poverty alleviation programs(TRYSEM/DWCARA/toll kits)	12844	0.9%
3	Borrowing from institutions	50158	3.5%
4	Borrowing from non-institutions	25697	1.8%
5	Self financing	1059460	73.1%
6	Others	284451	19.6%

# File : 19 Orissa

## # SOF: SOURCE OF FINANCE

*Warning: these figures indicate the number of cases found in the data file. They cannot be interpreted as summary statistics of the population of interest.*

## # T\_ADULT\_M: TOTAL ADULT MALE

**Information** [Type= discrete] [Format=character] [Missing=\*]

**Statistics [NW/ W]** [Valid=1449665 /-] [Invalid=0 /-]

Value	Label	Cases	Percentage
00000		104438	7.2%
00001		1051862	72.6%
00002		171473	11.8%
00003		51460	3.5%
00004		22143	1.5%
00005		12963	0.9%
00006		6629	0.5%
00007		3535	0.2%
00008		3980	0.3%
00009		1678	0.1%
00010		3918	0.3%
00011		1566	0.1%
00012		2269	0.2%
00013		836	0.1%
00014		692	0.0%
00015		1716	0.1%
00016		523	0.0%
00017		366	0.0%
00018		519	0.0%
00019		229	0.0%
00020		1128	0.1%
00021		254	0.0%
00022		297	0.0%
00023		177	0.0%
00024		174	0.0%
00025		587	0.0%
00026		148	0.0%
00027		143	0.0%
00028		138	0.0%
00029		97	0.0%
00030		460	0.0%
00031		98	0.0%
00032		142	0.0%
00033		75	0.0%
00034		95	0.0%
00035		233	0.0%
00036		96	0.0%
00037		60	0.0%
00038		76	0.0%

**File : 19 Orissa****# T\_ADULT\_M: TOTAL ADULT MALE**

<b>Value</b>	<b>Label</b>	<b>Cases</b>	<b>Percentage</b>
00039		69	0.0%
00040		234	0.0%
00041		57	0.0%
00042		80	0.0%
00043		58	0.0%
00044		43	0.0%
00045		91	0.0%
00046		39	0.0%
00047		32	0.0%
00048		54	0.0%
00049		36	0.0%
00050		148	0.0%
00051		28	0.0%
00052		35	0.0%
00053		19	0.0%
00054		29	0.0%
00055		50	0.0%
00056		21	0.0%
00057		25	0.0%
00058		20	0.0%
00059		16	0.0%
00060		87	0.0%
00061		18	0.0%
00062		32	0.0%
00063		15	0.0%
00064		16	0.0%
00065		19	0.0%
00066		15	0.0%
00067		11	0.0%
00068		15	0.0%
00069		8	0.0%
00070		45	0.0%
00071		13	0.0%
00072		18	0.0%
00073		8	0.0%
00074		12	0.0%
00075		26	0.0%
00076		9	0.0%
00077		7	0.0%
00078		8	0.0%
00079		8	0.0%
00080		29	0.0%
00081		8	0.0%

**File : 19 Orissa**

**# T\_ADULT\_M: TOTAL ADULT MALE**

Value	Label	Cases	Percentage
00082		9	0.0%
00083		8	0.0%
00084		4	0.0%
00085		11	0.0%
00086		7	0.0%
00087		9	0.0%
00088		7	0.0%
00089		7	0.0%
00090		20	0.0%
00091		2	0.0%
00092		12	0.0%
00093		4	0.0%
00094		5	0.0%
00095		10	0.0%
00096		4	0.0%
00097		3	0.0%
00098		8	0.0%
00099		6	0.0%
00100		36	0.0%
00101		8	0.0%
00102		8	0.0%
00103		6	0.0%
00104		9	0.0%
00105		9	0.0%
00106		7	0.0%
00107		9	0.0%
00108		6	0.0%
00109		2	0.0%
00110		11	0.0%
00111		5	0.0%
00112		7	0.0%
00113		3	0.0%
00114		3	0.0%
00115		7	0.0%
00116		4	0.0%
00117		3	0.0%
00118		8	0.0%
00119		6	0.0%
00120		22	0.0%
00121		4	0.0%
00122		5	0.0%
00123		5	0.0%
00124		2	0.0%

**File : 19 Orissa**

**# T\_ADULT\_M: TOTAL ADULT MALE**

Value	Label	Cases	Percentage
00125		4	0.0%
00126		3	0.0%
00127		4	0.0%
00128		2	0.0%
00129		3	0.0%
00130		2	0.0%
00131		2	0.0%
00132		2	0.0%
00133		2	0.0%
00134		2	0.0%
00135		8	0.0%
00136		4	0.0%
00137		1	0.0%
00138		4	0.0%
00139		2	0.0%
00140		6	0.0%
00141		4	0.0%
00142		2	0.0%
00143		2	0.0%
00144		2	0.0%
00145		6	0.0%
00146		3	0.0%
00147		4	0.0%
00148		2	0.0%
00149		2	0.0%
00150		24	0.0%
00151		2	0.0%
00152		2	0.0%
00158		1	0.0%
00159		3	0.0%
00160		4	0.0%
00161		2	0.0%
00163		3	0.0%
00164		1	0.0%
00165		2	0.0%
00166		1	0.0%
00167		2	0.0%
00168		2	0.0%
00170		3	0.0%
00171		2	0.0%
00172		1	0.0%
00173		1	0.0%
00174		1	0.0%



**File : 19 Orissa**

**# T\_ADULT\_M: TOTAL ADULT MALE**

Value	Label	Cases	Percentage
00175		2	0.0%
00176		2	0.0%
00178		6	0.0%
00179		5	0.0%
00180		9	0.0%
00181		5	0.0%
00182		2	0.0%
00184		2	0.0%
00186		1	0.0%
00187		2	0.0%
00188		3	0.0%
00189		1	0.0%
00190		2	0.0%
00191		2	0.0%
00192		1	0.0%
00193		1	0.0%
00194		4	0.0%
00196		1	0.0%
00197		1	0.0%
00198		1	0.0%
00200		13	0.0%
00202		3	0.0%
00203		2	0.0%
00204		1	0.0%
00205		2	0.0%
00206		1	0.0%
00207		2	0.0%
00208		2	0.0%
00210		2	0.0%
00211		1	0.0%
00212		1	0.0%
00213		3	0.0%
00215		4	0.0%
00217		2	0.0%
00218		3	0.0%
00220		3	0.0%
00221		1	0.0%
00222		2	0.0%
00223		1	0.0%
00224		1	0.0%
00225		3	0.0%
00226		2	0.0%
00227		1	0.0%

**File : 19 Orissa****# T\_ADULT\_M: TOTAL ADULT MALE**

<b>Value</b>	<b>Label</b>	<b>Cases</b>	<b>Percentage</b>
00228		1	0.0%
00229		1	0.0%
00230		1	0.0%
00231		1	0.0%
00236		1	0.0%
00237		1	0.0%
00240		1	0.0%
00241		1	0.0%
00242		1	0.0%
00243		1	0.0%
00244		1	0.0%
00245		1	0.0%
00247		1	0.0%
00248		1	0.0%
00249		2	0.0%
00250		7	0.0%
00252		2	0.0%
00253		2	0.0%
00254		1	0.0%
00256		1	0.0%
00257		1	0.0%
00262		1	0.0%
00263		1	0.0%
00264		1	0.0%
00265		1	0.0%
00266		1	0.0%
00267		1	0.0%
00269		1	0.0%
00270		1	0.0%
00271		1	0.0%
00273		1	0.0%
00275		1	0.0%
00277		2	0.0%
00278		1	0.0%
00279		2	0.0%
00280		1	0.0%
00281		1	0.0%
00286		1	0.0%
00290		2	0.0%
00293		1	0.0%
00294		1	0.0%
00296		1	0.0%
00300		7	0.0%

**File : 19 Orissa****# T\_ADULT\_M: TOTAL ADULT MALE**

<b>Value</b>	<b>Label</b>	<b>Cases</b>	<b>Percentage</b>
00301		2	0.0%
00302		2	0.0%
00304		1	0.0%
00305		3	0.0%
00309		1	0.0%
00314		2	0.0%
00315		2	0.0%
00316		1	0.0%
00319		1	0.0%
00320		2	0.0%
00321		1	0.0%
00322		1	0.0%
00323		2	0.0%
00326		1	0.0%
00327		2	0.0%
00339		1	0.0%
00340		1	0.0%
00343		1	0.0%
00345		1	0.0%
00348		1	0.0%
00350		3	0.0%
00352		1	0.0%
00354		1	0.0%
00356		1	0.0%
00357		1	0.0%
00360		1	0.0%
00362		2	0.0%
00364		1	0.0%
00365		1	0.0%
00370		1	0.0%
00371		1	0.0%
00375		1	0.0%
00385		1	0.0%
00386		1	0.0%
00390		1	0.0%
00394		2	0.0%
00398		1	0.0%
00399		1	0.0%
00400		5	0.0%
00403		1	0.0%
00405		1	0.0%
00415		2	0.0%
00417		1	0.0%

**File : 19 Orissa****# T\_ADULT\_M: TOTAL ADULT MALE**

<b>Value</b>	<b>Label</b>	<b>Cases</b>	<b>Percentage</b>
00425		1	0.0%
00436		1	0.0%
00445		2	0.0%
00448		1	0.0%
00449		1	0.0%
00468		1	0.0%
00497		1	0.0%
00500		10	0.0%
00509		1	0.0%
00515		1	0.0%
00525		2	0.0%
00526		1	0.0%
00531		1	0.0%
00557		1	0.0%
00563		1	0.0%
00568		1	0.0%
00600		2	0.0%
00601		1	0.0%
00607		1	0.0%
00610		2	0.0%
00614		1	0.0%
00616		1	0.0%
00639		1	0.0%
00661		1	0.0%
00681		1	0.0%
00711		1	0.0%
00731		1	0.0%
00735		1	0.0%
00745		1	0.0%
00758		1	0.0%
00769		1	0.0%
00800		2	0.0%
00821		1	0.0%
00845		1	0.0%
00850		1	0.0%
00864		1	0.0%
00865		1	0.0%
00902		1	0.0%
00948		1	0.0%
00980		1	0.0%
00991		1	0.0%
01068		1	0.0%
01167		1	0.0%

# File : 19 Orissa

## # T\_ADULT\_M: TOTAL ADULT MALE

Value	Label	Cases	Percentage
01181		1	0.0%
01200		1	0.0%
01217		1	0.0%
01250		1	0.0%
01300		1	0.0%
01332		1	0.0%
01358		1	0.0%
01450		1	0.0%
01498		1	0.0%
01500		1	0.0%
01545		1	0.0%
01547		1	0.0%
01767		1	0.0%
01800		1	0.0%
01871		1	0.0%
02000		1	0.0%
02200		1	0.0%
02403		1	0.0%
03225		1	0.0%
03458		1	0.0%
03749		1	0.0%
03917		1	0.0%
04192		1	0.0%
04525		1	0.0%
04716		1	0.0%
05000		1	0.0%
17360		1	0.0%

Warning: these figures indicate the number of cases found in the data file. They cannot be interpreted as summary statistics of the population of interest.

## # T\_ADULT\_F: TOTAL ADULT FEMALE

**Information** [Type= discrete] [Format=character] [Missing=\*]

**Statistics [NW/ W]** [Valid=1449665 /-] [Invalid=0 /-]

Value	Label	Cases	Percentage
00000		1045267	72.1%
00001		335836	23.2%
00002		51412	3.5%
00003		7201	0.5%
00004		2791	0.2%
00005		2006	0.1%
00006		951	0.1%
00007		633	0.0%
00008		578	0.0%
00009		238	0.0%
00010		682	0.0%

## File : 19 Orissa

### # T\_ADULT\_F: TOTAL ADULT FEMALE

Value	Label	Cases	Percentage
00011		140	0.0%
00012		240	0.0%
00013		103	0.0%
00014		88	0.0%
00015		302	0.0%
00016		57	0.0%
00017		50	0.0%
00018		72	0.0%
00019		29	0.0%
00020		219	0.0%
00021		37	0.0%
00022		35	0.0%
00023		25	0.0%
00024		23	0.0%
00025		97	0.0%
00026		14	0.0%
00027		19	0.0%
00028		22	0.0%
00029		11	0.0%
00030		89	0.0%
00031		11	0.0%
00032		24	0.0%
00033		8	0.0%
00034		7	0.0%
00035		29	0.0%
00036		7	0.0%
00037		7	0.0%
00038		9	0.0%
00039		9	0.0%
00040		42	0.0%
00041		5	0.0%
00042		6	0.0%
00043		5	0.0%
00044		3	0.0%
00045		12	0.0%
00046		2	0.0%
00047		4	0.0%
00048		4	0.0%
00049		4	0.0%
00050		41	0.0%
00051		2	0.0%
00052		4	0.0%
00053		1	0.0%

**File : 19 Orissa****# T\_ADULT\_F: TOTAL ADULT FEMALE**

<b>Value</b>	<b>Label</b>	<b>Cases</b>	<b>Percentage</b>
00054		1	0.0%
00055		3	0.0%
00056		4	0.0%
00057		2	0.0%
00058		1	0.0%
00059		2	0.0%
00060		12	0.0%
00062		2	0.0%
00063		3	0.0%
00065		4	0.0%
00067		2	0.0%
00068		1	0.0%
00069		1	0.0%
00070		5	0.0%
00071		1	0.0%
00072		1	0.0%
00074		1	0.0%
00075		6	0.0%
00076		1	0.0%
00077		1	0.0%
00079		1	0.0%
00080		7	0.0%
00081		1	0.0%
00082		3	0.0%
00084		1	0.0%
00086		1	0.0%
00088		2	0.0%
00090		3	0.0%
00091		1	0.0%
00095		2	0.0%
00098		1	0.0%
00100		10	0.0%
00102		1	0.0%
00105		1	0.0%
00106		1	0.0%
00108		1	0.0%
00110		2	0.0%
00113		1	0.0%
00115		1	0.0%
00116		1	0.0%
00117		1	0.0%
00120		4	0.0%
00125		1	0.0%

## File : 19 Orissa

### # T\_ADULT\_F: TOTAL ADULT FEMALE

Value	Label	Cases	Percentage
00132		1	0.0%
00135		1	0.0%
00140		6	0.0%
00147		1	0.0%
00148		1	0.0%
00150		2	0.0%
00155		1	0.0%
00160		3	0.0%
00170		1	0.0%
00175		1	0.0%
00176		1	0.0%
00192		1	0.0%
00200		8	0.0%
00201		1	0.0%
00203		1	0.0%
00204		1	0.0%
00218		1	0.0%
00233		1	0.0%
00237		1	0.0%
00280		1	0.0%
00288		1	0.0%
00300		4	0.0%
00322		1	0.0%
00370		1	0.0%
00375		1	0.0%
00400		2	0.0%
00453		1	0.0%
00500		1	0.0%
00511		1	0.0%
02066		1	0.0%
07312		1	0.0%

Warning: these figures indicate the number of cases found in the data file. They cannot be interpreted as summary statistics of the population of interest.

### # T\_CHILD\_M: TOTAL CHIELD MALE

<b>Information</b>	[Type= discrete] [Format=character] [Missing=*]		
<b>Statistics [NW/ W]</b>	[Valid=1449665 /-] [Invalid=0 /-]		
Value	Label	Cases	Percentage
00000		1388809	95.8%
00001		52874	3.6%
00002		6523	0.4%
00003		921	0.1%
00004		232	0.0%
00005		119	0.0%
00006		43	0.0%



# File : 19 Orissa

## # T\_CHILD\_M: TOTAL CHIELD MALE

Value	Label	Cases	Percentage
00007		18	0.0%
00008		23	0.0%
00009		4	0.0%
00010		42	0.0%
00011		2	0.0%
00012		9	0.0%
00015		22	0.0%
00016		1	0.0%
00018		2	0.0%
00020		12	0.0%
00021		1	0.0%
00025		1	0.0%
00030		1	0.0%
00036		1	0.0%
00040		3	0.0%
00055		1	0.0%
00080		1	0.0%

Warning: these figures indicate the number of cases found in the data file. They cannot be interpreted as summary statistics of the population of interest.

## # T\_CHILD\_F: TOTAL CHIELD FEMALE

**Information** [Type= discrete] [Format=character] [Missing=\*]

**Statistics [NW/ W]** [Valid=1449665 /-] [Invalid=0 /-]

Value	Label	Cases	Percentage
00000		1407154	97.1%
00001		36334	2.5%
00002		5334	0.4%
00003		567	0.0%
00004		120	0.0%
00005		65	0.0%
00006		16	0.0%
00007		8	0.0%
00008		9	0.0%
00009		6	0.0%
00010		25	0.0%
00011		1	0.0%
00012		4	0.0%
00013		2	0.0%
00015		9	0.0%
00019		1	0.0%
00020		4	0.0%
00025		2	0.0%
00030		1	0.0%
00050		1	0.0%
00060		1	0.0%

# File : 19 Orissa

## # T\_CHILD\_F: TOTAL CHIELD FEMALE

Value	Label	Cases	Percentage
00080		1	0.0%

*Warning: these figures indicate the number of cases found in the data file. They cannot be interpreted as summary statistics of the population of interest.*

## # TOT: TOTAL OF TOTAL

<b>Information</b>	[Type= discrete] [Format=character] [Missing=*]
--------------------	---

<b>Statistics [NW/ W]</b>	[Valid=1449665 /-] [Invalid=0 /-]
---------------------------	-----------------------------------

Value	Label	Cases	Percentage
00001		846022	58.4%
00002		392850	27.1%
00003		99158	6.8%
00004		43409	3.0%
00005		21031	1.5%
00006		10438	0.7%
00007		5780	0.4%
00008		4907	0.3%
00009		2371	0.2%
00010		4213	0.3%
00011		2007	0.1%
00012		2826	0.2%
00013		1158	0.1%
00014		924	0.1%
00015		1832	0.1%
00016		696	0.0%
00017		529	0.0%
00018		643	0.0%
00019		307	0.0%
00020		1167	0.1%
00021		332	0.0%
00022		412	0.0%
00023		258	0.0%
00024		224	0.0%
00025		722	0.0%
00026		178	0.0%
00027		214	0.0%
00028		182	0.0%
00029		114	0.0%
00030		539	0.0%
00031		132	0.0%
00032		178	0.0%
00033		106	0.0%
00034		109	0.0%
00035		301	0.0%
00036		126	0.0%
00037		79	0.0%

# File : 19 Orissa

## # TOT: TOTAL OF TOTAL

Value	Label	Cases	Percentage
00038		99	0.0%
00039		69	0.0%
00040		270	0.0%
00041		71	0.0%
00042		112	0.0%
00043		57	0.0%
00044		56	0.0%
00045		158	0.0%
00046		60	0.0%
00047		51	0.0%
00048		59	0.0%
00049		33	0.0%
00050		207	0.0%
00051		41	0.0%
00052		42	0.0%
00053		35	0.0%
00054		32	0.0%
00055		66	0.0%
00056		26	0.0%
00057		22	0.0%
00058		29	0.0%
00059		24	0.0%
00060		123	0.0%
00061		24	0.0%
00062		34	0.0%
00063		16	0.0%
00064		21	0.0%
00065		47	0.0%
00066		23	0.0%
00067		17	0.0%
00068		17	0.0%
00069		11	0.0%
00070		62	0.0%
00071		16	0.0%
00072		21	0.0%
00073		14	0.0%
00074		14	0.0%
00075		40	0.0%
00076		14	0.0%
00077		15	0.0%
00078		12	0.0%
00079		11	0.0%
00080		34	0.0%

**File : 19 Orissa****# TOT: TOTAL OF TOTAL**

<b>Value</b>	<b>Label</b>	<b>Cases</b>	<b>Percentage</b>
00081		10	0.0%
00082		14	0.0%
00083		10	0.0%
00084		5	0.0%
00085		18	0.0%
00086		9	0.0%
00087		6	0.0%
00088		5	0.0%
00089		6	0.0%
00090		22	0.0%
00091		9	0.0%
00092		14	0.0%
00093		12	0.0%
00094		4	0.0%
00095		11	0.0%
00096		12	0.0%
00097		6	0.0%
00098		7	0.0%
00099		11	0.0%
00100		51	0.0%
00101		6	0.0%
00102		7	0.0%
00103		9	0.0%
00104		10	0.0%
00105		11	0.0%
00106		8	0.0%
00107		5	0.0%
00108		10	0.0%
00109		3	0.0%
00110		23	0.0%
00111		5	0.0%
00112		8	0.0%
00113		2	0.0%
00114		4	0.0%
00115		8	0.0%
00116		3	0.0%
00117		3	0.0%
00118		8	0.0%
00119		7	0.0%
00120		26	0.0%
00121		4	0.0%
00122		7	0.0%
00123		3	0.0%

**File : 19 Orissa****# TOT: TOTAL OF TOTAL**

<b>Value</b>	<b>Label</b>	<b>Cases</b>	<b>Percentage</b>
00124		5	0.0%
00125		12	0.0%
00126		2	0.0%
00127		7	0.0%
00128		5	0.0%
00129		1	0.0%
00130		11	0.0%
00131		3	0.0%
00132		5	0.0%
00133		1	0.0%
00134		3	0.0%
00135		3	0.0%
00136		3	0.0%
00137		1	0.0%
00138		4	0.0%
00139		1	0.0%
00140		8	0.0%
00141		3	0.0%
00142		6	0.0%
00143		3	0.0%
00144		1	0.0%
00145		4	0.0%
00146		5	0.0%
00147		4	0.0%
00148		4	0.0%
00149		1	0.0%
00150		30	0.0%
00151		2	0.0%
00152		4	0.0%
00153		1	0.0%
00154		1	0.0%
00155		4	0.0%
00156		5	0.0%
00159		2	0.0%
00160		5	0.0%
00162		1	0.0%
00163		1	0.0%
00164		2	0.0%
00165		2	0.0%
00166		1	0.0%
00167		1	0.0%
00168		1	0.0%
00169		2	0.0%

**File : 19 Orissa****# TOT: TOTAL OF TOTAL**

<b>Value</b>	<b>Label</b>	<b>Cases</b>	<b>Percentage</b>
00170		5	0.0%
00171		3	0.0%
00172		3	0.0%
00173		3	0.0%
00174		2	0.0%
00175		3	0.0%
00176		4	0.0%
00179		1	0.0%
00180		7	0.0%
00181		3	0.0%
00182		6	0.0%
00183		5	0.0%
00184		2	0.0%
00185		4	0.0%
00186		2	0.0%
00187		2	0.0%
00188		1	0.0%
00190		4	0.0%
00191		3	0.0%
00192		2	0.0%
00193		2	0.0%
00195		3	0.0%
00196		1	0.0%
00197		3	0.0%
00198		2	0.0%
00200		19	0.0%
00201		1	0.0%
00202		4	0.0%
00203		2	0.0%
00204		1	0.0%
00205		3	0.0%
00207		2	0.0%
00208		1	0.0%
00209		3	0.0%
00210		6	0.0%
00211		1	0.0%
00212		2	0.0%
00214		1	0.0%
00216		3	0.0%
00217		2	0.0%
00219		1	0.0%
00220		7	0.0%
00221		3	0.0%

**File : 19 Orissa****# TOT: TOTAL OF TOTAL**

<b>Value</b>	<b>Label</b>	<b>Cases</b>	<b>Percentage</b>
00222		1	0.0%
00223		3	0.0%
00225		3	0.0%
00226		1	0.0%
00228		1	0.0%
00229		2	0.0%
00230		3	0.0%
00231		1	0.0%
00232		2	0.0%
00233		1	0.0%
00234		1	0.0%
00235		3	0.0%
00237		2	0.0%
00238		1	0.0%
00239		1	0.0%
00240		7	0.0%
00243		2	0.0%
00245		1	0.0%
00247		1	0.0%
00248		1	0.0%
00250		8	0.0%
00251		1	0.0%
00252		1	0.0%
00253		4	0.0%
00254		1	0.0%
00256		1	0.0%
00260		2	0.0%
00261		1	0.0%
00263		1	0.0%
00264		2	0.0%
00265		1	0.0%
00267		2	0.0%
00268		2	0.0%
00270		3	0.0%
00271		2	0.0%
00273		1	0.0%
00277		1	0.0%
00278		1	0.0%
00279		1	0.0%
00280		3	0.0%
00284		2	0.0%
00285		2	0.0%
00287		1	0.0%

**File : 19 Orissa****# TOT: TOTAL OF TOTAL**

<b>Value</b>	<b>Label</b>	<b>Cases</b>	<b>Percentage</b>
00289		1	0.0%
00292		1	0.0%
00296		1	0.0%
00298		2	0.0%
00300		7	0.0%
00305		1	0.0%
00306		1	0.0%
00309		1	0.0%
00310		2	0.0%
00313		2	0.0%
00314		1	0.0%
00315		2	0.0%
00317		1	0.0%
00318		1	0.0%
00319		2	0.0%
00320		3	0.0%
00322		1	0.0%
00324		1	0.0%
00325		3	0.0%
00330		1	0.0%
00331		1	0.0%
00335		1	0.0%
00340		1	0.0%
00341		1	0.0%
00345		1	0.0%
00346		1	0.0%
00349		1	0.0%
00350		4	0.0%
00353		1	0.0%
00355		1	0.0%
00356		1	0.0%
00360		1	0.0%
00361		1	0.0%
00366		1	0.0%
00375		4	0.0%
00380		1	0.0%
00381		1	0.0%
00382		1	0.0%
00387		1	0.0%
00390		1	0.0%
00396		1	0.0%
00398		1	0.0%
00400		3	0.0%



**File : 19 Orissa****# TOT: TOTAL OF TOTAL**

<b>Value</b>	<b>Label</b>	<b>Cases</b>	<b>Percentage</b>
00405		1	0.0%
00410		1	0.0%
00414		1	0.0%
00415		2	0.0%
00419		2	0.0%
00423		1	0.0%
00425		1	0.0%
00430		1	0.0%
00433		2	0.0%
00436		1	0.0%
00442		1	0.0%
00445		1	0.0%
00446		1	0.0%
00450		1	0.0%
00456		1	0.0%
00462		1	0.0%
00465		2	0.0%
00469		1	0.0%
00472		1	0.0%
00476		1	0.0%
00497		1	0.0%
00500		4	0.0%
00508		1	0.0%
00519		1	0.0%
00524		1	0.0%
00526		1	0.0%
00530		1	0.0%
00534		1	0.0%
00564		1	0.0%
00570		1	0.0%
00590		1	0.0%
00595		1	0.0%
00600		2	0.0%
00607		1	0.0%
00610		1	0.0%
00614		1	0.0%
00615		1	0.0%
00638		1	0.0%
00643		1	0.0%
00650		1	0.0%
00653		1	0.0%
00665		1	0.0%
00674		1	0.0%

**File : 19 Orissa****# TOT: TOTAL OF TOTAL**

<b>Value</b>	<b>Label</b>	<b>Cases</b>	<b>Percentage</b>
00694		1	0.0%
00700		3	0.0%
00735		1	0.0%
00758		1	0.0%
00761		1	0.0%
00769		1	0.0%
00777		1	0.0%
00780		1	0.0%
00800		2	0.0%
00838		1	0.0%
00860		1	0.0%
00865		1	0.0%
00870		1	0.0%
00890		1	0.0%
00900		1	0.0%
00937		1	0.0%
00970		1	0.0%
00993		1	0.0%
01000		2	0.0%
01018		1	0.0%
01045		1	0.0%
01076		1	0.0%
01124		1	0.0%
01200		2	0.0%
01217		1	0.0%
01230		1	0.0%
01250		1	0.0%
01341		1	0.0%
01358		1	0.0%
01380		1	0.0%
01400		1	0.0%
01500		2	0.0%
01566		1	0.0%
01584		1	0.0%
01924		1	0.0%
02000		1	0.0%
02040		1	0.0%
02200		1	0.0%
02278		1	0.0%
02493		1	0.0%
02500		1	0.0%
03462		1	0.0%
03539		1	0.0%

# File : 19 Orissa

## # TOT: TOTAL OF TOTAL

Value	Label	Cases	Percentage
03921		1	0.0%
03953		1	0.0%
04192		1	0.0%
04847		1	0.0%
05200		1	0.0%
06782		1	0.0%
24672		1	0.0%

Warning: these figures indicate the number of cases found in the data file. They cannot be interpreted as summary statistics of the population of interest.

## # H\_ADULT\_M: HIRED ADULT MALE

**Information** [Type= discrete] [Format=character] [Missing=\*]

**Statistics [NW/ W]** [Valid=1449665 /-] [Invalid=0 /-]

Value	Label	Cases	Percentage
00000		1166251	80.4%
00001		143705	9.9%
00002		62300	4.3%
00003		26453	1.8%
00004		14483	1.0%
00005		8345	0.6%
00006		4594	0.3%
00007		2675	0.2%
00008		3040	0.2%
00009		1691	0.1%
00010		2899	0.2%
00011		1404	0.1%
00012		1870	0.1%
00013		728	0.1%
00014		785	0.1%
00015		1155	0.1%
00016		409	0.0%
00017		329	0.0%
00018		460	0.0%
00019		261	0.0%
00020		794	0.1%
00021		199	0.0%
00022		244	0.0%
00023		169	0.0%
00024		182	0.0%
00025		413	0.0%
00026		125	0.0%
00027		121	0.0%
00028		135	0.0%
00029		113	0.0%
00030		342	0.0%

# File : 19 Orissa

## # H\_ADULT\_M: HIRED ADULT MALE

Value	Label	Cases	Percentage
00031		77	0.0%
00032		118	0.0%
00033		73	0.0%
00034		97	0.0%
00035		190	0.0%
00036		81	0.0%
00037		53	0.0%
00038		67	0.0%
00039		76	0.0%
00040		190	0.0%
00041		51	0.0%
00042		68	0.0%
00043		54	0.0%
00044		42	0.0%
00045		79	0.0%
00046		40	0.0%
00047		32	0.0%
00048		52	0.0%
00049		39	0.0%
00050		115	0.0%
00051		22	0.0%
00052		29	0.0%
00053		20	0.0%
00054		29	0.0%
00055		44	0.0%
00056		16	0.0%
00057		21	0.0%
00058		23	0.0%
00059		20	0.0%
00060		81	0.0%
00061		17	0.0%
00062		29	0.0%
00063		15	0.0%
00064		14	0.0%
00065		19	0.0%
00066		14	0.0%
00067		11	0.0%
00068		16	0.0%
00069		7	0.0%
00070		45	0.0%
00071		10	0.0%
00072		16	0.0%
00073		8	0.0%

# File : 19 Orissa

## # H\_ADULT\_M: HIRED ADULT MALE

Value	Label	Cases	Percentage
00074		13	0.0%
00075		23	0.0%
00076		8	0.0%
00077		7	0.0%
00078		9	0.0%
00079		9	0.0%
00080		24	0.0%
00081		8	0.0%
00082		9	0.0%
00083		9	0.0%
00084		3	0.0%
00085		10	0.0%
00086		7	0.0%
00087		8	0.0%
00088		9	0.0%
00089		7	0.0%
00090		15	0.0%
00091		3	0.0%
00092		11	0.0%
00093		4	0.0%
00094		5	0.0%
00095		10	0.0%
00096		4	0.0%
00097		3	0.0%
00098		8	0.0%
00099		10	0.0%
00100		32	0.0%
00101		7	0.0%
00102		9	0.0%
00103		4	0.0%
00104		11	0.0%
00105		7	0.0%
00106		6	0.0%
00107		9	0.0%
00108		6	0.0%
00109		2	0.0%
00110		9	0.0%
00111		5	0.0%
00112		7	0.0%
00113		3	0.0%
00114		3	0.0%
00115		7	0.0%
00116		4	0.0%

**File : 19 Orissa**

**# H\_ADULT\_M: HIRED ADULT MALE**

Value	Label	Cases	Percentage
00117		3	0.0%
00118		8	0.0%
00119		7	0.0%
00120		22	0.0%
00121		4	0.0%
00122		5	0.0%
00123		5	0.0%
00124		3	0.0%
00125		3	0.0%
00126		2	0.0%
00127		4	0.0%
00128		2	0.0%
00129		3	0.0%
00130		2	0.0%
00131		2	0.0%
00132		2	0.0%
00133		2	0.0%
00134		2	0.0%
00135		7	0.0%
00136		4	0.0%
00137		1	0.0%
00138		4	0.0%
00139		2	0.0%
00140		6	0.0%
00141		4	0.0%
00142		2	0.0%
00143		2	0.0%
00144		2	0.0%
00145		6	0.0%
00146		3	0.0%
00147		4	0.0%
00148		2	0.0%
00149		3	0.0%
00150		24	0.0%
00151		2	0.0%
00152		1	0.0%
00158		1	0.0%
00159		3	0.0%
00160		4	0.0%
00161		2	0.0%
00163		3	0.0%
00164		1	0.0%
00165		2	0.0%

**File : 19 Orissa****# H\_ADULT\_M: HIRED ADULT MALE**

Value	Label	Cases	Percentage
00166		1	0.0%
00167		2	0.0%
00168		2	0.0%
00170		3	0.0%
00171		2	0.0%
00172		1	0.0%
00173		1	0.0%
00174		2	0.0%
00175		1	0.0%
00176		2	0.0%
00178		6	0.0%
00179		5	0.0%
00180		9	0.0%
00181		5	0.0%
00182		2	0.0%
00183		1	0.0%
00184		2	0.0%
00186		1	0.0%
00187		1	0.0%
00188		3	0.0%
00189		1	0.0%
00190		2	0.0%
00191		2	0.0%
00192		1	0.0%
00193		1	0.0%
00194		4	0.0%
00196		1	0.0%
00197		1	0.0%
00198		1	0.0%
00199		1	0.0%
00200		13	0.0%
00202		2	0.0%
00203		2	0.0%
00204		1	0.0%
00205		2	0.0%
00206		2	0.0%
00207		1	0.0%
00208		2	0.0%
00210		2	0.0%
00211		1	0.0%
00212		1	0.0%
00213		3	0.0%
00215		4	0.0%

**File : 19 Orissa****# H\_ADULT\_M: HIRED ADULT MALE**

<b>Value</b>	<b>Label</b>	<b>Cases</b>	<b>Percentage</b>
00217		2	0.0%
00218		3	0.0%
00220		3	0.0%
00221		1	0.0%
00222		2	0.0%
00223		1	0.0%
00224		2	0.0%
00225		2	0.0%
00226		2	0.0%
00227		1	0.0%
00228		1	0.0%
00229		1	0.0%
00230		1	0.0%
00231		1	0.0%
00236		1	0.0%
00237		1	0.0%
00240		2	0.0%
00241		1	0.0%
00242		1	0.0%
00244		1	0.0%
00245		1	0.0%
00247		1	0.0%
00248		1	0.0%
00249		2	0.0%
00250		7	0.0%
00251		1	0.0%
00252		1	0.0%
00253		2	0.0%
00254		1	0.0%
00256		1	0.0%
00257		1	0.0%
00262		1	0.0%
00263		1	0.0%
00264		1	0.0%
00265		1	0.0%
00266		1	0.0%
00267		1	0.0%
00269		1	0.0%
00270		1	0.0%
00271		1	0.0%
00273		1	0.0%
00275		1	0.0%
00277		2	0.0%



**File : 19 Orissa****# H\_ADULT\_M: HIRED ADULT MALE**

<b>Value</b>	<b>Label</b>	<b>Cases</b>	<b>Percentage</b>
00278		1	0.0%
00279		2	0.0%
00280		1	0.0%
00281		1	0.0%
00286		1	0.0%
00290		2	0.0%
00293		1	0.0%
00294		1	0.0%
00296		1	0.0%
00299		1	0.0%
00300		6	0.0%
00301		2	0.0%
00302		2	0.0%
00304		1	0.0%
00305		3	0.0%
00309		1	0.0%
00314		2	0.0%
00315		2	0.0%
00316		1	0.0%
00319		1	0.0%
00320		2	0.0%
00321		1	0.0%
00322		1	0.0%
00323		2	0.0%
00326		1	0.0%
00327		2	0.0%
00339		1	0.0%
00340		1	0.0%
00343		1	0.0%
00345		1	0.0%
00348		1	0.0%
00350		3	0.0%
00352		1	0.0%
00354		1	0.0%
00355		1	0.0%
00357		1	0.0%
00360		1	0.0%
00362		2	0.0%
00364		1	0.0%
00365		1	0.0%
00370		1	0.0%
00371		1	0.0%
00375		1	0.0%

**File : 19 Orissa****# H\_ADULT\_M: HIRED ADULT MALE**

<b>Value</b>	<b>Label</b>	<b>Cases</b>	<b>Percentage</b>
00385		1	0.0%
00386		1	0.0%
00390		1	0.0%
00394		2	0.0%
00395		1	0.0%
00398		1	0.0%
00399		1	0.0%
00400		4	0.0%
00403		1	0.0%
00405		1	0.0%
00415		2	0.0%
00417		1	0.0%
00425		1	0.0%
00436		1	0.0%
00445		2	0.0%
00448		1	0.0%
00449		1	0.0%
00468		1	0.0%
00497		1	0.0%
00500		10	0.0%
00509		1	0.0%
00515		1	0.0%
00525		2	0.0%
00526		1	0.0%
00531		1	0.0%
00557		1	0.0%
00563		1	0.0%
00568		1	0.0%
00600		2	0.0%
00601		1	0.0%
00607		1	0.0%
00610		2	0.0%
00614		1	0.0%
00616		1	0.0%
00639		1	0.0%
00661		1	0.0%
00674		1	0.0%
00681		1	0.0%
00711		1	0.0%
00731		1	0.0%
00735		1	0.0%
00745		1	0.0%
00758		1	0.0%

## File : 19 Orissa

### # H\_ADULT\_M: HIRED ADULT MALE

Value	Label	Cases	Percentage
00769		1	0.0%
00800		2	0.0%
00821		1	0.0%
00845		1	0.0%
00850		1	0.0%
00864		1	0.0%
00865		1	0.0%
00902		1	0.0%
00948		1	0.0%
00980		1	0.0%
00991		1	0.0%
01068		1	0.0%
01167		1	0.0%
01181		1	0.0%
01200		1	0.0%
01217		1	0.0%
01250		1	0.0%
01300		1	0.0%
01332		1	0.0%
01358		1	0.0%
01450		1	0.0%
01500		1	0.0%
01545		1	0.0%
01547		1	0.0%
01767		1	0.0%
01800		1	0.0%
01871		1	0.0%
02000		1	0.0%
02200		1	0.0%
02403		1	0.0%
03225		1	0.0%
03458		1	0.0%
03749		1	0.0%
03917		1	0.0%
04192		1	0.0%
04525		1	0.0%
04716		1	0.0%
05000		1	0.0%
17360		1	0.0%

Warning: these figures indicate the number of cases found in the data file. They cannot be interpreted as summary statistics of the population of interest.

### # H\_ADULT\_F: HIRED ADULT FEMALE

<b>Information</b>	[Type= discrete] [Format=character] [Missing=*]
<b>Statistics [NW/ W]</b>	[Valid=1449665 /-] [Invalid=0 /-]

# File : 19 Orissa

## # H\_ADULT\_F: HIRED ADULT FEMALE

Value	Label	Cases	Percentage
00000		1384516	95.5%
00001		32518	2.2%
00002		19989	1.4%
00003		4143	0.3%
00004		2190	0.2%
00005		1705	0.1%
00006		855	0.1%
00007		564	0.0%
00008		517	0.0%
00009		216	0.0%
00010		585	0.0%
00011		129	0.0%
00012		218	0.0%
00013		92	0.0%
00014		84	0.0%
00015		240	0.0%
00016		51	0.0%
00017		49	0.0%
00018		70	0.0%
00019		29	0.0%
00020		190	0.0%
00021		33	0.0%
00022		34	0.0%
00023		22	0.0%
00024		22	0.0%
00025		92	0.0%
00026		11	0.0%
00027		17	0.0%
00028		19	0.0%
00029		11	0.0%
00030		81	0.0%
00031		10	0.0%
00032		21	0.0%
00033		8	0.0%
00034		6	0.0%
00035		28	0.0%
00036		7	0.0%
00037		6	0.0%
00038		9	0.0%
00039		9	0.0%
00040		38	0.0%
00041		5	0.0%
00042		6	0.0%

**File : 19 Orissa**

**# H\_ADULT\_F: HIRED ADULT FEMALE**

Value	Label	Cases	Percentage
00043		5	0.0%
00044		3	0.0%
00045		10	0.0%
00046		2	0.0%
00047		4	0.0%
00048		3	0.0%
00049		4	0.0%
00050		37	0.0%
00051		1	0.0%
00052		4	0.0%
00053		1	0.0%
00054		1	0.0%
00055		2	0.0%
00056		4	0.0%
00057		2	0.0%
00058		1	0.0%
00059		1	0.0%
00060		12	0.0%
00062		2	0.0%
00063		3	0.0%
00065		3	0.0%
00067		2	0.0%
00068		1	0.0%
00069		1	0.0%
00070		5	0.0%
00071		1	0.0%
00072		1	0.0%
00075		5	0.0%
00076		1	0.0%
00077		1	0.0%
00078		1	0.0%
00079		1	0.0%
00080		7	0.0%
00081		1	0.0%
00082		3	0.0%
00084		1	0.0%
00088		2	0.0%
00090		3	0.0%
00095		2	0.0%
00098		1	0.0%
00100		10	0.0%
00102		1	0.0%
00105		1	0.0%

## File : 19 Orissa

### # H\_ADULT\_F: HIRED ADULT FEMALE

Value	Label	Cases	Percentage
00106		1	0.0%
00108		1	0.0%
00110		2	0.0%
00113		1	0.0%
00115		1	0.0%
00116		1	0.0%
00117		1	0.0%
00120		4	0.0%
00125		1	0.0%
00132		1	0.0%
00135		1	0.0%
00140		6	0.0%
00147		1	0.0%
00148		1	0.0%
00150		2	0.0%
00155		1	0.0%
00160		3	0.0%
00170		1	0.0%
00175		1	0.0%
00176		1	0.0%
00192		1	0.0%
00200		8	0.0%
00201		1	0.0%
00203		1	0.0%
00204		1	0.0%
00218		1	0.0%
00233		1	0.0%
00237		1	0.0%
00280		1	0.0%
00288		1	0.0%
00300		4	0.0%
00322		1	0.0%
00370		1	0.0%
00375		1	0.0%
00400		2	0.0%
00453		1	0.0%
00500		1	0.0%
00511		1	0.0%
02066		1	0.0%
07312		1	0.0%

*Warning: these figures indicate the number of cases found in the data file. They cannot be interpreted as summary statistics of the population of interest.*

### # H\_CHILD\_M: HIRED CHIELD MALE

**Information** [Type= discrete] [Format=character] [Missing=\*]

# File : 19 Orissa

## # H\_CHILD\_M: HIRED CHIELD MALE

Statistics [NW/ W] [Valid=1449665 /-] [Invalid=0 /-]

Value	Label	Cases	Percentage
00000		1434507	99.0%
00001		11876	0.8%
00002		2562	0.2%
00003		426	0.0%
00004		121	0.0%
00005		71	0.0%
00006		25	0.0%
00007		10	0.0%
00008		13	0.0%
00009		1	0.0%
00010		26	0.0%
00011		2	0.0%
00012		5	0.0%
00015		13	0.0%
00020		4	0.0%
00021		1	0.0%
00040		2	0.0%

Warning: these figures indicate the number of cases found in the data file. They cannot be interpreted as summary statistics of the population of interest.

## # H\_CHILD\_F: HIRED CHIELD FEMALE

Information [Type= discrete] [Format=character] [Missing=\*]

Statistics [NW/ W] [Valid=1449665 /-] [Invalid=0 /-]

Value	Label	Cases	Percentage
00000		1448084	99.9%
00001		1177	0.1%
00002		234	0.0%
00003		63	0.0%
00004		18	0.0%
00005		33	0.0%
00006		8	0.0%
00007		4	0.0%
00008		4	0.0%
00009		2	0.0%
00010		19	0.0%
00012		3	0.0%
00013		2	0.0%
00015		7	0.0%
00020		3	0.0%
00025		1	0.0%
00030		1	0.0%
00050		1	0.0%
00060		1	0.0%

Warning: these figures indicate the number of cases found in the data file. They cannot be interpreted as summary statistics of the population of interest.

# File : 19 Orissa

## # T\_HIRED: TOTAL OF HIRED

Information [Type= discrete] [Format=character] [Missing=\*]

Statistics [NW/ W] [Valid=1449665 /-] [Invalid=0 /-]

Value	Label	Cases	Percentage
00000		1139490	78.6%
00001		139572	9.6%
00002		75180	5.2%
00003		31474	2.2%
00004		18158	1.3%
00005		10758	0.7%
00006		6121	0.4%
00007		3851	0.3%
00008		3454	0.2%
00009		2072	0.1%
00010		3066	0.2%
00011		1729	0.1%
00012		2342	0.2%
00013		989	0.1%
00014		968	0.1%
00015		1228	0.1%
00016		575	0.0%
00017		476	0.0%
00018		526	0.0%
00019		345	0.0%
00020		820	0.1%
00021		267	0.0%
00022		359	0.0%
00023		232	0.0%
00024		234	0.0%
00025		512	0.0%
00026		145	0.0%
00027		187	0.0%
00028		173	0.0%
00029		128	0.0%
00030		411	0.0%
00031		106	0.0%
00032		145	0.0%
00033		96	0.0%
00034		108	0.0%
00035		250	0.0%
00036		112	0.0%
00037		69	0.0%
00038		87	0.0%
00039		74	0.0%
00040		224	0.0%



**File : 19 Orissa**

**# T\_HIRED: TOTAL OF HIRED**

Value	Label	Cases	Percentage
00041		58	0.0%
00042		99	0.0%
00043		53	0.0%
00044		56	0.0%
00045		139	0.0%
00046		54	0.0%
00047		49	0.0%
00048		57	0.0%
00049		34	0.0%
00050		170	0.0%
00051		29	0.0%
00052		37	0.0%
00053		30	0.0%
00054		34	0.0%
00055		63	0.0%
00056		22	0.0%
00057		18	0.0%
00058		31	0.0%
00059		30	0.0%
00060		94	0.0%
00061		24	0.0%
00062		28	0.0%
00063		13	0.0%
00064		23	0.0%
00065		46	0.0%
00066		17	0.0%
00067		16	0.0%
00068		17	0.0%
00069		10	0.0%
00070		64	0.0%
00071		11	0.0%
00072		20	0.0%
00073		11	0.0%
00074		11	0.0%
00075		34	0.0%
00076		14	0.0%
00077		13	0.0%
00078		12	0.0%
00079		12	0.0%
00080		36	0.0%
00081		9	0.0%
00082		11	0.0%
00083		9	0.0%

**File : 19 Orissa**

**# T\_HIRED: TOTAL OF HIRED**

Value	Label	Cases	Percentage
00084		4	0.0%
00085		19	0.0%
00086		8	0.0%
00087		6	0.0%
00088		4	0.0%
00089		5	0.0%
00090		21	0.0%
00091		7	0.0%
00092		14	0.0%
00093		10	0.0%
00094		4	0.0%
00095		13	0.0%
00096		12	0.0%
00097		5	0.0%
00098		7	0.0%
00099		11	0.0%
00100		48	0.0%
00101		6	0.0%
00102		5	0.0%
00103		12	0.0%
00104		8	0.0%
00105		11	0.0%
00106		7	0.0%
00107		5	0.0%
00108		12	0.0%
00109		4	0.0%
00110		18	0.0%
00111		5	0.0%
00112		8	0.0%
00113		3	0.0%
00114		4	0.0%
00115		8	0.0%
00116		3	0.0%
00117		3	0.0%
00118		9	0.0%
00119		7	0.0%
00120		23	0.0%
00121		5	0.0%
00122		6	0.0%
00123		3	0.0%
00124		5	0.0%
00125		12	0.0%
00126		2	0.0%

**File : 19 Orissa**

**# T\_HIRED: TOTAL OF HIRED**

Value	Label	Cases	Percentage
00127		7	0.0%
00128		5	0.0%
00129		1	0.0%
00130		10	0.0%
00131		3	0.0%
00132		5	0.0%
00133		1	0.0%
00134		3	0.0%
00135		3	0.0%
00136		3	0.0%
00137		1	0.0%
00138		4	0.0%
00139		1	0.0%
00140		7	0.0%
00141		3	0.0%
00142		6	0.0%
00143		3	0.0%
00144		1	0.0%
00145		3	0.0%
00146		5	0.0%
00147		4	0.0%
00148		4	0.0%
00149		2	0.0%
00150		32	0.0%
00151		3	0.0%
00152		3	0.0%
00154		1	0.0%
00155		4	0.0%
00156		4	0.0%
00159		2	0.0%
00160		6	0.0%
00162		1	0.0%
00163		1	0.0%
00164		2	0.0%
00165		2	0.0%
00167		1	0.0%
00168		1	0.0%
00169		2	0.0%
00170		6	0.0%
00171		3	0.0%
00172		3	0.0%
00173		3	0.0%
00174		2	0.0%

**File : 19 Orissa**

**# T\_HIRED: TOTAL OF HIRED**

Value	Label	Cases	Percentage
00175		3	0.0%
00176		3	0.0%
00179		2	0.0%
00180		6	0.0%
00181		3	0.0%
00182		6	0.0%
00183		6	0.0%
00184		2	0.0%
00185		3	0.0%
00186		2	0.0%
00187		2	0.0%
00188		1	0.0%
00189		1	0.0%
00190		3	0.0%
00191		4	0.0%
00192		1	0.0%
00193		2	0.0%
00195		3	0.0%
00196		1	0.0%
00197		3	0.0%
00198		2	0.0%
00199		4	0.0%
00200		15	0.0%
00201		3	0.0%
00202		2	0.0%
00203		2	0.0%
00204		1	0.0%
00205		3	0.0%
00206		1	0.0%
00207		2	0.0%
00209		4	0.0%
00210		5	0.0%
00211		1	0.0%
00212		2	0.0%
00214		1	0.0%
00215		1	0.0%
00216		2	0.0%
00217		2	0.0%
00219		2	0.0%
00220		6	0.0%
00221		3	0.0%
00222		1	0.0%
00223		3	0.0%

**File : 19 Orissa****# T\_HIRED: TOTAL OF HIRED**

<b>Value</b>	<b>Label</b>	<b>Cases</b>	<b>Percentage</b>
00224		1	0.0%
00225		3	0.0%
00228		1	0.0%
00229		3	0.0%
00230		1	0.0%
00231		2	0.0%
00232		2	0.0%
00233		1	0.0%
00234		1	0.0%
00235		2	0.0%
00237		2	0.0%
00238		1	0.0%
00239		4	0.0%
00240		5	0.0%
00242		1	0.0%
00243		1	0.0%
00245		1	0.0%
00247		1	0.0%
00248		1	0.0%
00249		1	0.0%
00250		7	0.0%
00251		3	0.0%
00252		1	0.0%
00253		2	0.0%
00254		1	0.0%
00256		1	0.0%
00260		2	0.0%
00261		1	0.0%
00263		1	0.0%
00264		2	0.0%
00267		2	0.0%
00268		2	0.0%
00270		3	0.0%
00271		2	0.0%
00273		1	0.0%
00277		1	0.0%
00278		1	0.0%
00279		1	0.0%
00280		3	0.0%
00284		2	0.0%
00285		2	0.0%
00287		1	0.0%
00289		1	0.0%

**File : 19 Orissa**

**# T\_HIRED: TOTAL OF HIRED**

<b>Value</b>	<b>Label</b>	<b>Cases</b>	<b>Percentage</b>
00292		1	0.0%
00296		1	0.0%
00298		2	0.0%
00300		7	0.0%
00305		1	0.0%
00306		1	0.0%
00309		1	0.0%
00310		2	0.0%
00313		2	0.0%
00314		1	0.0%
00315		2	0.0%
00317		1	0.0%
00318		1	0.0%
00319		2	0.0%
00320		3	0.0%
00322		1	0.0%
00324		1	0.0%
00325		3	0.0%
00330		1	0.0%
00331		1	0.0%
00335		1	0.0%
00340		1	0.0%
00341		1	0.0%
00345		1	0.0%
00346		1	0.0%
00349		1	0.0%
00350		4	0.0%
00353		1	0.0%
00355		2	0.0%
00360		1	0.0%
00361		1	0.0%
00366		1	0.0%
00375		4	0.0%
00380		1	0.0%
00381		1	0.0%
00382		1	0.0%
00387		1	0.0%
00390		1	0.0%
00396		1	0.0%
00398		1	0.0%
00399		1	0.0%
00400		2	0.0%
00405		1	0.0%

**File : 19 Orissa****# T\_HIRED: TOTAL OF HIRED**

<b>Value</b>	<b>Label</b>	<b>Cases</b>	<b>Percentage</b>
00410		1	0.0%
00414		1	0.0%
00415		2	0.0%
00419		2	0.0%
00423		1	0.0%
00425		1	0.0%
00430		1	0.0%
00433		2	0.0%
00436		1	0.0%
00442		1	0.0%
00445		1	0.0%
00446		1	0.0%
00450		1	0.0%
00456		1	0.0%
00462		1	0.0%
00465		2	0.0%
00469		1	0.0%
00472		1	0.0%
00476		1	0.0%
00497		1	0.0%
00500		4	0.0%
00508		1	0.0%
00519		1	0.0%
00524		1	0.0%
00526		1	0.0%
00530		1	0.0%
00534		1	0.0%
00564		1	0.0%
00570		1	0.0%
00590		1	0.0%
00595		2	0.0%
00600		1	0.0%
00607		1	0.0%
00610		1	0.0%
00614		1	0.0%
00615		1	0.0%
00638		1	0.0%
00643		1	0.0%
00650		1	0.0%
00653		1	0.0%
00665		1	0.0%
00674		1	0.0%
00694		1	0.0%

**File : 19 Orissa****# T\_HIRED: TOTAL OF HIRED**

<b>Value</b>	<b>Label</b>	<b>Cases</b>	<b>Percentage</b>
00700		3	0.0%
00735		1	0.0%
00752		1	0.0%
00758		1	0.0%
00761		1	0.0%
00769		1	0.0%
00777		1	0.0%
00780		1	0.0%
00800		2	0.0%
00838		1	0.0%
00860		1	0.0%
00865		1	0.0%
00870		1	0.0%
00890		1	0.0%
00900		1	0.0%
00937		1	0.0%
00970		1	0.0%
00993		1	0.0%
01000		2	0.0%
01018		1	0.0%
01045		1	0.0%
01076		1	0.0%
01124		1	0.0%
01200		2	0.0%
01217		1	0.0%
01230		1	0.0%
01250		1	0.0%
01341		1	0.0%
01358		1	0.0%
01380		1	0.0%
01400		1	0.0%
01500		2	0.0%
01566		1	0.0%
01924		1	0.0%
02000		1	0.0%
02040		1	0.0%
02200		1	0.0%
02278		1	0.0%
02493		1	0.0%
02500		1	0.0%
03462		1	0.0%
03539		1	0.0%
03921		1	0.0%



## File : 19 Orissa

### # T\_HIRED: TOTAL OF HIRED

Value	Label	Cases	Percentage
03953		1	0.0%
04192		1	0.0%
04847		1	0.0%
05200		1	0.0%
06782		1	0.0%
24672		1	0.0%

Warning: these figures indicate the number of cases found in the data file. They cannot be interpreted as summary statistics of the population of interest.

### # REMAKS: REMARKS

<b>Information</b>	[Type= discrete] [Format=character] [Missing=*]
<b>Statistics [NW/ W]</b>	[Valid=1449665 /-] [Invalid=0 /-]

Value	Label	Cases	Percentage
000		1449665	100.0%

Warning: these figures indicate the number of cases found in the data file. They cannot be interpreted as summary statistics of the population of interest.

### # TYPE\_ENTERP: TYPE OF ENTERPRISE

<b>Information</b>	[Type= discrete] [Format=character] [Missing=*]
<b>Statistics [NW/ W]</b>	[Valid=1449665 /-] [Invalid=0 /-]

Value	Label	Cases	Percentage
1		1139490	78.6%
2		270363	18.7%
3		39812	2.7%

Warning: these figures indicate the number of cases found in the data file. They cannot be interpreted as summary statistics of the population of interest.

### # MAJOR\_ACT: MAJOR ACTIVITY CODE

<b>Information</b>	[Type= discrete] [Format=character] [Missing=*]
<b>Statistics [NW/ W]</b>	[Valid=1449665 /-] [Invalid=0 /-]

Value	Label	Cases	Percentage
01		33909	2.3%
02		86208	5.9%
04		1237	0.1%
05		322224	22.2%
06		1214	0.1%
07		17300	1.2%
08		21810	1.5%
09		524482	36.2%
10		47867	3.3%
11		21358	1.5%
12		2290	0.2%
13		8887	0.6%
14		17162	1.2%
15		343700	23.7%
16		17	0.0%

Warning: these figures indicate the number of cases found in the data file. They cannot be interpreted as summary statistics of the population of interest.

## File : 19 Orissa

### # SIZE\_EMP1: SIZE OF EMPLOYMENT CODE-

**Information** [Type= discrete] [Format=character] [Missing=\*]

**Statistics [NW/ W]** [Valid=1449665 /-] [Invalid=0 /-]

Value	Label	Cases	Percentage
1	Employee size 0 to 1	846022	58.4%
2	Employee size 2	392850	27.1%
3	Employee size 3	99158	6.8%
4	Employee size 4	43409	3.0%
5	Employee size 5	21031	1.5%
6	Employee size 6 to 9	23496	1.6%
7	Employee size >9	23699	1.6%

*Warning: these figures indicate the number of cases found in the data file. They cannot be interpreted as summary statistics of the population of interest.*

### # SIZE\_EMP2: SIZE OF EMPLOYMENT CODE-

**Information** [Type= discrete] [Format=character] [Missing=\*]

**Statistics [NW/ W]** [Valid=1449665 /-] [Invalid=0 /-]

Value	Label	Cases	Percentage
01	Employee size 0 to 1	846022	58.4%
02	Employee size 2	392850	27.1%
03	Employee size 3	99158	6.8%
04	Employee size 4	43409	3.0%
05	Employee size 5	21031	1.5%
07	Employee size 6 to 9	23496	1.6%
08	Employee size 10 to 14	11128	0.8%
09	Employee size 15 to 19	4007	0.3%
10	Employee size 20 to 24	2393	0.2%
11	Employee size 25 to 49	4075	0.3%
12	Employee size 50 to 99	1301	0.1%
13	Employee size 100 to 199	478	0.0%
14	Employee size 200 to 499	235	0.0%
15	Employee size >=500	82	0.0%

*Warning: these figures indicate the number of cases found in the data file. They cannot be interpreted as summary statistics of the population of interest.*

### # FITTER: FILLER

**Information** [Type= discrete] [Format=character] [Missing=\*]

**Statistics [NW/ W]** [Valid=1449665 /-] [Invalid=0 /-]

Value	Label	Cases	Percentage
0		1449665	100.0%

*Warning: these figures indicate the number of cases found in the data file. They cannot be interpreted as summary statistics of the population of interest.*

## File : 20 Punjab

### # FILE\_ID: FILE-ID

**Information** [Type= discrete] [Format=character] [Missing=\*]

**Statistics [NW/ W]** [Valid=717114 /-] [Invalid=0 /-]

Value	Label	Cases	Percentage
EC98AD		717114	100.0%

*Warning: these figures indicate the number of cases found in the data file. They cannot be interpreted as summary statistics of the population of interest.*

### # ID\_NO: IDENTIFICATION NO (ID NO)

**Information** [Type= discrete] [Format=character] [Missing=\*]

**Statistics [NW/ W]** [Valid=717114 /-] [Invalid=0 /-]

### # ST: STATE CODE

**Information** [Type= discrete] [Format=character] [Missing=\*]

**Statistics [NW/ W]** [Valid=717114 /-] [Invalid=0 /-]

Value	Label	Cases	Percentage
20	Punjab	717114	100.0%

*Warning: these figures indicate the number of cases found in the data file. They cannot be interpreted as summary statistics of the population of interest.*

### # DT: DISTRICT CODE

**Information** [Type= discrete] [Format=character] [Missing=\*]

**Statistics [NW/ W]** [Valid=717114 /-] [Invalid=0 /-]

Value	Label	Cases	Percentage
01	GURDASPUR	58890	8.2%
02	AMRITSAR	93402	13.0%
03	FEROZPUR	46018	6.4%
04	LUDHIANA	105368	14.7%
05	JALANDHAR	75457	10.5%
06	KAPURTHALA	23545	3.3%
07	HOSHIARPUR	50445	7.0%
08	RUPNAGAR	30106	4.2%
09	PATIALA	57355	8.0%
10	SANGRUR	53725	7.5%
11	BHATINDA	24911	3.5%
12	FARIDKOT	14597	2.0%
13	FATEHGARH SAHIB	14434	2.0%
14	MANSA	14600	2.0%
15	MUKTSAR	15302	2.1%
16	NAWANSHAWR	17273	2.4%
17	MOGA	21686	3.0%

*Warning: these figures indicate the number of cases found in the data file. They cannot be interpreted as summary statistics of the population of interest.*

### # TEH: TEHSIL CODE

**Information** [Type= discrete] [Format=character] [Missing=\*]

**Statistics [NW/ W]** [Valid=717114 /-] [Invalid=0 /-]

Value	Label	Cases	Percentage
000		414561	57.8%

## File : 20 Punjab

### # TEH: TEHSIL CODE

Value	Label	Cases	Percentage
001		93717	13.1%
002		73978	10.3%
003		58429	8.1%
004		39919	5.6%
005		20563	2.9%
006		9188	1.3%
007		6759	0.9%

*Warning: these figures indicate the number of cases found in the data file. They cannot be interpreted as summary statistics of the population of interest.*

### # CD\_BLOCK: CD BLOCK

<b>Information</b>	[Type= discrete] [Format=character] [Missing=*]
<b>Statistics [NW/ W]</b>	[Valid=717114 /-] [Invalid=0 /-]

Value	Label	Cases	Percentage
--		1	0.0%
.0		1	0.0%
00		364933	50.9%
01		48683	6.8%
02		44210	6.2%
03		40779	5.7%
04		37725	5.3%
05		30307	4.2%
06		24758	3.5%
07		22832	3.2%
08		24361	3.4%
09		18899	2.6%
0^		30	0.0%
10		19849	2.8%
11		8497	1.2%
12		6379	0.9%
13		4917	0.7%
14		3533	0.5%
15		1165	0.2%
16		1598	0.2%
17		1834	0.3%
18		2	0.0%
19		6	0.0%
20		6218	0.9%
21		37	0.0%
23		52	0.0%
24		46	0.0%
25		60	0.0%
30		1048	0.1%
31		108	0.0%
32		3	0.0%

## File : 20 Punjab

### # CD\_BLOCK: CD BLOCK

Value	Label	Cases	Percentage
40		34	0.0%
42		10	0.0%
50		1188	0.2%
51		49	0.0%
60		178	0.0%
62		48	0.0%
70		1236	0.2%
78		31	0.0%
80		376	0.1%
81		273	0.0%
82		76	0.0%
83		14	0.0%
85		19	0.0%
86		1	0.0%
90		634	0.1%
92		42	0.0%
LI		1	0.0%
OO		33	0.0%

Warning: these figures indicate the number of cases found in the data file. They cannot be interpreted as summary statistics of the population of interest.

### # SECTOR: SECTOR CODE

<b>Information</b>	[Type= discrete] [Format=character] [Missing=*]
<b>Statistics [NW/ W]</b>	[Valid=717114 /-] [Invalid=0 /-]

Value	Label	Cases	Percentage
1	Rural	302553	42.2%
2	Urban	414561	57.8%

Warning: these figures indicate the number of cases found in the data file. They cannot be interpreted as summary statistics of the population of interest.

### # V\_C: VILLAGE CODE

<b>Information</b>	[Type= discrete] [Format=character] [Missing=*]
<b>Statistics [NW/ W]</b>	[Valid=717114 /-] [Invalid=0 /-]

Value	Label	Cases	Percentage
001		1738	0.2%
002		1706	0.2%
003		2062	0.3%
004		2380	0.3%
005		1841	0.3%
006		1924	0.3%
007		1697	0.2%
008		2440	0.3%
009		2461	0.3%
010		1657	0.2%
011		1976	0.3%
012		2019	0.3%

## File : 20 Punjab

### # V\_C: VILLAGE CODE

Value	Label	Cases	Percentage
013		2267	0.3%
014		2587	0.4%
015		3892	0.5%
016		2197	0.3%
017		75936	10.6%
018		21504	3.0%
019		1997	0.3%
020		1847	0.3%
021		1506	0.2%
022		2298	0.3%
023		2335	0.3%
024		2071	0.3%
025		2931	0.4%
026		8303	1.2%
027		14415	2.0%
028		14906	2.1%
029		2214	0.3%
030		2800	0.4%
031		2219	0.3%
032		1835	0.3%
033		1736	0.2%
034		2298	0.3%
035		10932	1.5%
036		6910	1.0%
037		25526	3.6%
038		10010	1.4%
039		2114	0.3%
040		1939	0.3%
041		2314	0.3%
042		4409	0.6%
043		1481	0.2%
044		1719	0.2%
045		71625	10.0%
046		17156	2.4%
047		4488	0.6%
048		7559	1.1%
049		3399	0.5%
050		1328	0.2%
051		1424	0.2%
052		2555	0.4%
053		3582	0.5%
054		1944	0.3%
055		4560	0.6%

## File : 20 Punjab

### # V\_C: VILLAGE CODE

Value	Label	Cases	Percentage
056		2953	0.4%
057		4508	0.6%
058		13681	1.9%
059		40507	5.6%
060		1568	0.2%
061		1423	0.2%
062		1674	0.2%
063		2594	0.4%
064		999	0.1%
065		4342	0.6%
066		1056	0.1%
067		10985	1.5%
068		8612	1.2%
069		2795	0.4%
070		1564	0.2%
071		1246	0.2%
072		1872	0.3%
073		1693	0.2%
074		2630	0.4%
075		1576	0.2%
076		1151	0.2%
077		7117	1.0%
078		6965	1.0%
079		1335	0.2%
080		1081	0.2%
081		1178	0.2%
082		1499	0.2%
083		1328	0.2%
084		2645	0.4%
085		3254	0.5%
086		3472	0.5%
087		2073	0.3%
088		8203	1.1%
089		1354	0.2%
090		1413	0.2%
091		1988	0.3%
092		979	0.1%
093		4240	0.6%
094		1013	0.1%
095		1052	0.1%
096		2252	0.3%
097		9737	1.4%
098		12703	1.8%

## File : 20 Punjab

### # V\_C: VILLAGE CODE

Value	Label	Cases	Percentage
099		999	0.1%
100		1257	0.2%
101		1175	0.2%
102		1915	0.3%
103		1011	0.1%
104		1470	0.2%
105		764	0.1%
106		1461	0.2%
107		1151	0.2%
108		7560	1.1%
109		1864	0.3%
110		2166	0.3%
111		1373	0.2%
112		1214	0.2%
113		1215	0.2%
114		1014	0.1%
115		1320	0.2%
116		575	0.1%
117		1215	0.2%
118		5575	0.8%
119		1661	0.2%
120		624	0.1%
121		707	0.1%
122		1523	0.2%
123		807	0.1%
124		2056	0.3%
125		1144	0.2%
126		1534	0.2%
127		1306	0.2%
128		1470	0.2%
129		496	0.1%
130		606	0.1%
131		617	0.1%
132		721	0.1%
133		507	0.1%
134		774	0.1%
135		728	0.1%
136		640	0.1%
137		809	0.1%
138		633	0.1%
139		532	0.1%
140		913	0.1%
141		687	0.1%



## File : 20 Punjab

### # V\_C: VILLAGE CODE

Value	Label	Cases	Percentage
142		593	0.1%
143		533	0.1%
144		363	0.1%
145		842	0.1%
146		463	0.1%
147		557	0.1%
148		796	0.1%
149		387	0.1%
150		591	0.1%
151		1736	0.2%
152		632	0.1%
153		474	0.1%
154		548	0.1%
155		542	0.1%
156		240	0.0%
157		647	0.1%
158		762	0.1%
159		355	0.0%
160		575	0.1%
161		427	0.1%
162		562	0.1%
163		843	0.1%
164		342	0.0%
165		786	0.1%
166		758	0.1%
167		526	0.1%
168		498	0.1%
169		721	0.1%
170		879	0.1%
171		405	0.1%
172		277	0.0%
173		430	0.1%
174		551	0.1%
175		613	0.1%
176		471	0.1%
177		525	0.1%
178		517	0.1%
179		644	0.1%
180		430	0.1%
181		956	0.1%
182		765	0.1%
183		304	0.0%
184		256	0.0%

## File : 20 Punjab

### # V\_C: VILLAGE CODE

Value	Label	Cases	Percentage
185		431	0.1%
186		597	0.1%
187		427	0.1%
188		828	0.1%
189		225	0.0%
190		971	0.1%
191		648	0.1%
192		172	0.0%
193		229	0.0%
194		327	0.0%
195		191	0.0%
196		360	0.1%
197		428	0.1%
198		1402	0.2%
199		251	0.0%
200		369	0.1%
201		328	0.0%
202		168	0.0%
203		500	0.1%
204		207	0.0%
205		269	0.0%
206		412	0.1%
207		187	0.0%
208		351	0.0%
209		184	0.0%
210		398	0.1%
211		881	0.1%
212		235	0.0%
213		232	0.0%
214		351	0.0%
215		323	0.0%
216		226	0.0%
217		440	0.1%
218		314	0.0%
219		322	0.0%
220		443	0.1%
221		310	0.0%
222		608	0.1%
223		339	0.0%
224		608	0.1%
225		242	0.0%
226		393	0.1%
227		166	0.0%

## File : 20 Punjab

### # V\_C: VILLAGE CODE

Value	Label	Cases	Percentage
228		137	0.0%
229		274	0.0%
230		175	0.0%
231		202	0.0%
232		299	0.0%
233		221	0.0%
234		428	0.1%
235		247	0.0%
236		322	0.0%
237		283	0.0%
238		340	0.0%
239		488	0.1%
240		338	0.0%
241		390	0.1%
242		134	0.0%
243		512	0.1%
244		89	0.0%
245		257	0.0%
246		442	0.1%
247		162	0.0%
248		303	0.0%
249		245	0.0%
250		243	0.0%
251		423	0.1%
252		132	0.0%
253		117	0.0%
254		118	0.0%
255		485	0.1%
256		178	0.0%
257		300	0.0%
258		192	0.0%
259		531	0.1%
260		804	0.1%
261		615	0.1%
262		476	0.1%
263		410	0.1%
264		127	0.0%
265		191	0.0%
266		166	0.0%
267		424	0.1%
268		195	0.0%
269		227	0.0%
270		160	0.0%

**File : 20 Punjab****# V\_C: VILLAGE CODE**

<b>Value</b>	<b>Label</b>	<b>Cases</b>	<b>Percentage</b>
271		323	0.0%
272		160	0.0%
273		160	0.0%
274		554	0.1%
275		228	0.0%
276		289	0.0%
277		109	0.0%
278		257	0.0%
279		251	0.0%
280		135	0.0%
281		176	0.0%
282		277	0.0%
283		258	0.0%
284		166	0.0%
285		561	0.1%
286		97	0.0%
287		71	0.0%
288		518	0.1%
289		378	0.1%
290		339	0.0%
291		143	0.0%
292		210	0.0%
293		137	0.0%
294		118	0.0%
295		140	0.0%
296		484	0.1%
297		160	0.0%
298		155	0.0%
299		190	0.0%
300		113	0.0%
301		204	0.0%
302		131	0.0%
303		115	0.0%
304		181	0.0%
305		146	0.0%
306		215	0.0%
307		135	0.0%
308		163	0.0%
309		234	0.0%
310		152	0.0%
311		945	0.1%
312		261	0.0%
313		194	0.0%

## File : 20 Punjab

### # V\_C: VILLAGE CODE

Value	Label	Cases	Percentage
314		111	0.0%
315		318	0.0%
316		267	0.0%
317		92	0.0%
318		121	0.0%
319		128	0.0%
320		194	0.0%
321		135	0.0%
322		703	0.1%
323		277	0.0%
324		225	0.0%
325		116	0.0%
326		112	0.0%
327		124	0.0%
328		141	0.0%
329		464	0.1%
330		182	0.0%
331		173	0.0%
332		62	0.0%
333		159	0.0%
334		388	0.1%
335		170	0.0%
336		440	0.1%
337		519	0.1%
338		307	0.0%
339		349	0.0%
340		135	0.0%
341		122	0.0%
342		68	0.0%
343		74	0.0%
344		101	0.0%
345		91	0.0%
346		164	0.0%
347		566	0.1%
348		55	0.0%
349		52	0.0%
350		75	0.0%
351		212	0.0%
352		117	0.0%
353		228	0.0%
354		119	0.0%
355		241	0.0%
356		166	0.0%

## File : 20 Punjab

### # V\_C: VILLAGE CODE

Value	Label	Cases	Percentage
357		97	0.0%
358		171	0.0%
359		139	0.0%
360		174	0.0%
361		233	0.0%
362		230	0.0%
363		110	0.0%
364		617	0.1%
365		92	0.0%
366		386	0.1%
367		173	0.0%
368		68	0.0%
369		98	0.0%
370		206	0.0%
371		354	0.0%
372		163	0.0%
373		151	0.0%
374		78	0.0%
375		95	0.0%
376		66	0.0%
377		59	0.0%
378		103	0.0%
379		73	0.0%
380		202	0.0%
381		220	0.0%
382		178	0.0%
383		288	0.0%
384		67	0.0%
385		166	0.0%
386		67	0.0%
387		69	0.0%
388		40	0.0%
389		45	0.0%
390		60	0.0%
391		276	0.0%
392		29	0.0%
393		34	0.0%
394		38	0.0%
395		22	0.0%
396		24	0.0%
397		41	0.0%
398		102	0.0%
399		35	0.0%

## File : 20 Punjab

### # V\_C: VILLAGE CODE

Value	Label	Cases	Percentage
400		12	0.0%
401		17	0.0%
402		20	0.0%
403		132	0.0%
404		101	0.0%
405		37	0.0%
406		23	0.0%
407		63	0.0%
408		294	0.0%
409		25	0.0%
410		236	0.0%
411		119	0.0%
412		39	0.0%
413		60	0.0%
414		491	0.1%
415		11	0.0%
416		54	0.0%
417		24	0.0%
418		56	0.0%
419		58	0.0%
420		126	0.0%
421		42	0.0%
423		4	0.0%
424		42	0.0%
425		37	0.0%
426		27	0.0%
427		6	0.0%
428		12	0.0%
429		9	0.0%
430		155	0.0%
431		5	0.0%
432		64	0.0%
433		29	0.0%
434		11	0.0%
435		26	0.0%
436		97	0.0%
437		37	0.0%
438		15	0.0%
439		54	0.0%
440		56	0.0%
441		19	0.0%
442		15	0.0%
443		18	0.0%

## File : 20 Punjab

### # V\_C: VILLAGE CODE

Value	Label	Cases	Percentage
444		10	0.0%
445		11	0.0%
446		17	0.0%
447		16	0.0%
448		10	0.0%
449		7	0.0%
450		23	0.0%
451		29	0.0%
452		12	0.0%
453		7	0.0%
454		7	0.0%
455		4	0.0%
456		2	0.0%
457		4	0.0%
458		14	0.0%
459		5	0.0%
460		17	0.0%
461		13	0.0%
462		9	0.0%
463		3	0.0%
464		280	0.0%
465		167	0.0%
466		55	0.0%
467		12	0.0%
468		29	0.0%
469		91	0.0%
470		23	0.0%
472		6	0.0%
473		6	0.0%
474		8	0.0%
475		6	0.0%
476		7	0.0%
477		31	0.0%
478		4	0.0%
479		1	0.0%
480		2	0.0%
481		12	0.0%
482		9	0.0%
483		11	0.0%
484		10	0.0%
485		35	0.0%
486		19	0.0%
487		3	0.0%



## File : 20 Punjab

### # V\_C: VILLAGE CODE

Value	Label	Cases	Percentage
488		1	0.0%
489		5	0.0%
490		2	0.0%
491		9	0.0%
492		16	0.0%
493		11	0.0%
494		471	0.1%
496		74	0.0%
497		7	0.0%
498		15	0.0%
499		15	0.0%
500		13	0.0%
504		2	0.0%
505		6	0.0%
507		11	0.0%
508		7	0.0%
509		2	0.0%
510		1	0.0%
513		2	0.0%
514		6	0.0%
515		1	0.0%
516		4	0.0%
519		8	0.0%
520		10	0.0%
521		146	0.0%
522		4	0.0%
523		33	0.0%
525		34	0.0%
526		10	0.0%
528		1	0.0%
529		1	0.0%
531		13	0.0%
536		9	0.0%
537		10	0.0%
538		6	0.0%
539		12	0.0%
540		188	0.0%
541		12	0.0%
542		16	0.0%
543		7	0.0%
544		1	0.0%
545		19	0.0%
546		5	0.0%

## File : 20 Punjab

### # V\_C: VILLAGE CODE

Value	Label	Cases	Percentage
547		2	0.0%
548		30	0.0%
549		17	0.0%
550		1	0.0%
551		3	0.0%
552		7	0.0%
553		4	0.0%
554		5	0.0%
555		15	0.0%
556		13	0.0%
557		8	0.0%
558		9	0.0%
559		9	0.0%
560		12	0.0%
561		5	0.0%
562		3	0.0%
563		5	0.0%
564		2	0.0%
565		6	0.0%
566		4	0.0%
567		8	0.0%
568		70	0.0%
569		8	0.0%
570		10	0.0%
571		6	0.0%
572		10	0.0%
573		9	0.0%
574		2	0.0%
575		7	0.0%
576		12	0.0%
577		63	0.0%
578		5	0.0%
579		11	0.0%
580		6	0.0%
581		31	0.0%
582		5	0.0%
583		1	0.0%
584		1	0.0%
585		4	0.0%
586		13	0.0%
587		2	0.0%
588		2	0.0%
590		2	0.0%

## File : 20 Punjab

### # V\_C: VILLAGE CODE

Value	Label	Cases	Percentage
591		2	0.0%
592		10	0.0%
593		34	0.0%
594		4	0.0%
595		11	0.0%
596		4	0.0%
597		9	0.0%
598		20	0.0%
599		5	0.0%
600		7	0.0%
601		22	0.0%
602		1	0.0%
603		5	0.0%
604		16	0.0%
605		6	0.0%
606		3	0.0%
607		4	0.0%
608		5	0.0%
610		1	0.0%
611		8	0.0%
612		5	0.0%
614		5	0.0%
615		16	0.0%
616		5	0.0%
617		5	0.0%
618		12	0.0%
619		7	0.0%
620		10	0.0%
621		13	0.0%
622		10	0.0%
623		4	0.0%
624		12	0.0%
626		10	0.0%
627		10	0.0%
628		13	0.0%
629		28	0.0%
630		799	0.1%
631		8	0.0%
632		20	0.0%
633		7	0.0%
634		16	0.0%
635		15	0.0%
638		1	0.0%

## File : 20 Punjab

### # V\_C: VILLAGE CODE

Value	Label	Cases	Percentage
639		3	0.0%
640		4	0.0%
642		4	0.0%
646		6	0.0%
647		5	0.0%
648		32	0.0%
649		13	0.0%
650		9	0.0%
651		50	0.0%
652		3	0.0%
653		5	0.0%
654		46	0.0%
655		25	0.0%
656		21	0.0%
657		7	0.0%
658		10	0.0%
659		15	0.0%
660		3	0.0%
661		20	0.0%
662		9	0.0%
663		5	0.0%
664		17	0.0%
665		3	0.0%
666		2	0.0%
667		65	0.0%
668		2	0.0%
669		3	0.0%
670		11	0.0%
671		4	0.0%
672		1	0.0%
673		9	0.0%
674		3	0.0%
675		4	0.0%
676		4	0.0%
677		9	0.0%
678		7	0.0%
680		12	0.0%
681		5	0.0%
682		38	0.0%
683		10	0.0%
684		13	0.0%
685		6	0.0%
686		6	0.0%

## File : 20 Punjab

### # V\_C: VILLAGE CODE

Value	Label	Cases	Percentage
687		13	0.0%
688		5	0.0%
689		3	0.0%
690		14	0.0%
691		26	0.0%
692		2	0.0%
693		156	0.0%
694		8	0.0%
695		1	0.0%
696		18	0.0%
697		5	0.0%
698		57	0.0%
699		20	0.0%
700		4	0.0%
701		13	0.0%
703		5	0.0%
704		4	0.0%
705		11	0.0%
706		8	0.0%
707		6	0.0%
708		8	0.0%
709		20	0.0%
710		9	0.0%
711		12	0.0%
712		49	0.0%
713		33	0.0%
714		20	0.0%
715		3	0.0%
716		8	0.0%
717		2	0.0%
718		4	0.0%
720		6	0.0%
721		5	0.0%

Warning: these figures indicate the number of cases found in the data file. They cannot be interpreted as summary statistics of the population of interest.

### # WARD: WARD CODE

<b>Information</b>	[Type= discrete] [Format=character] [Missing=*]		
<b>Statistics [NW/ W]</b>	[Valid=717114 /-] [Invalid=0 /-]		
Value	Label	Cases	Percentage
000		539348	75.2%
001		7585	1.1%
002		1920	0.3%
003		2648	0.4%
004		5332	0.7%

## File : 20 Punjab

### # WARD: WARD CODE

Value	Label	Cases	Percentage
005		23083	3.2%
006		5617	0.8%
007		40006	5.6%
008		18669	2.6%
009		6349	0.9%
010		5030	0.7%
011		4157	0.6%
012		3450	0.5%
013		3750	0.5%
014		1303	0.2%
015		1932	0.3%
016		985	0.1%
017		2324	0.3%
018		753	0.1%
019		415	0.1%
020		680	0.1%
021		1185	0.2%
022		494	0.1%
023		2845	0.4%
024		1162	0.2%
025		706	0.1%
026		431	0.1%
027		904	0.1%
028		860	0.1%
029		883	0.1%
030		703	0.1%
031		295	0.0%
032		772	0.1%
033		1723	0.2%
034		107	0.0%
035		689	0.1%
036		1123	0.2%
037		1304	0.2%
038		1775	0.2%
039		1063	0.1%
040		1507	0.2%
041		826	0.1%
042		1938	0.3%
043		2286	0.3%
044		933	0.1%
045		1591	0.2%
046		1441	0.2%
047		1728	0.2%

## File : 20 Punjab

### # WARD: WARD CODE

Value	Label	Cases	Percentage
048		1104	0.2%
049		1469	0.2%
050		4070	0.6%
051		534	0.1%
060		25	0.0%
080		306	0.0%
100		597	0.1%
101		798	0.1%
109		188	0.0%
110		5	0.0%
118		271	0.0%
140		95	0.0%
150		527	0.1%
160		440	0.1%
170		18	0.0%
201		18	0.0%
202		8	0.0%
500		31	0.0%

*Warning: these figures indicate the number of cases found in the data file. They cannot be interpreted as summary statistics of the population of interest.*

### # IV\_UNIT: IV UNIT

**Information** [Type= discrete] [Format=character] [Missing=\*]

**Statistics [NW/ W]** [Valid=717114 /-] [Invalid=0 /-]

Value	Label	Cases	Percentage
000		302553	42.2%
001		129348	18.0%
002		59509	8.3%
003		33690	4.7%
004		18988	2.6%
005		11427	1.6%
006		8938	1.2%
007		5782	0.8%
008		5353	0.7%
009		4865	0.7%
010		6972	1.0%
011		5703	0.8%
012		2915	0.4%
013		2437	0.3%
014		1786	0.2%
015		2833	0.4%
016		2815	0.4%
017		1689	0.2%
018		2243	0.3%
019		3267	0.5%

## File : 20 Punjab

### # IV\_UNIT: IV UNIT

Value	Label	Cases	Percentage
020		3758	0.5%
021		2780	0.4%
022		6323	0.9%
023		2438	0.3%
024		2436	0.3%
025		3265	0.5%
026		2654	0.4%
027		2596	0.4%
028		1628	0.2%
029		3563	0.5%
030		1910	0.3%
031		2045	0.3%
032		2988	0.4%
033		3481	0.5%
034		3158	0.4%
035		3044	0.4%
036		2606	0.4%
037		3436	0.5%
038		3188	0.4%
039		4361	0.6%
040		4375	0.6%
041		3582	0.5%
042		1766	0.2%
043		3578	0.5%
044		2841	0.4%
045		4513	0.6%
046		5529	0.8%
047		3770	0.5%
048		1557	0.2%
049		2658	0.4%
050		2805	0.4%
051		1449	0.2%
052		1040	0.1%
053		656	0.1%
054		981	0.1%
055		504	0.1%
056		739	0.1%

Warning: these figures indicate the number of cases found in the data file. They cannot be interpreted as summary statistics of the population of interest.

### # UFS\_BLOCK: UFS BLOCK

<b>Information</b>	[Type= discrete] [Format=character] [Missing=*]		
<b>Statistics [NW/ W]</b>	[Valid=717114 /-] [Invalid=0 /-]		
Value	Label	Cases	Percentage
00		302553	42.2%



## File : 20 Punjab

### # UFS\_BLOCK: UFS BLOCK

Value	Label	Cases	Percentage
01		22156	3.1%
02		17732	2.5%
03		17433	2.4%
04		17438	2.4%
05		18993	2.6%
06		17117	2.4%
07		19016	2.7%
08		16823	2.3%
09		17281	2.4%
10		17213	2.4%
11		15796	2.2%
12		16212	2.3%
13		15389	2.1%
14		16272	2.3%
15		14388	2.0%
16		14282	2.0%
17		13283	1.9%
18		13909	1.9%
19		12282	1.7%
20		12589	1.8%
21		11956	1.7%
22		10417	1.5%
23		8792	1.2%
24		8175	1.1%
25		7513	1.0%
26		5836	0.8%
27		5525	0.8%
28		4960	0.7%
29		3753	0.5%
30		4061	0.6%
31		3105	0.4%
32		2421	0.3%
33		2140	0.3%
34		1812	0.3%
35		1676	0.2%
36		1681	0.2%
37		1417	0.2%
38		962	0.1%
39		832	0.1%
40		561	0.1%
41		441	0.1%
42		349	0.0%
43		185	0.0%

## File : 20 Punjab

### # UFS\_BLOCK: UFS BLOCK

Value	Label	Cases	Percentage
44		101	0.0%
45		58	0.0%
46		71	0.0%
47		66	0.0%
48		62	0.0%
49		29	0.0%

Warning: these figures indicate the number of cases found in the data file. They cannot be interpreted as summary statistics of the population of interest.

### # P\_NO: PAGE NO

**Information** [Type= discrete] [Format=character] [Missing=\*]

**Statistics [NW/ W]** [Valid=717114 /-] [Invalid=0 /-]

Value	Label	Cases	Percentage
001		115976	16.2%
002		88025	12.3%
003		68634	9.6%
004		55982	7.8%
005		45871	6.4%
006		38961	5.4%
007		32862	4.6%
008		28140	3.9%
009		24086	3.4%
010		21297	3.0%
011		18318	2.6%
012		16338	2.3%
013		14108	2.0%
014		12484	1.7%
015		10912	1.5%
016		9741	1.4%
017		8680	1.2%
018		7812	1.1%
019		7010	1.0%
020		6356	0.9%
021		5818	0.8%
022		5300	0.7%
023		4816	0.7%
024		4350	0.6%
025		3948	0.6%
026		3655	0.5%
027		3374	0.5%
028		3141	0.4%
029		2804	0.4%
030		2633	0.4%
031		2472	0.3%
032		2304	0.3%

## File : 20 Punjab

# P\_NO: PAGE NO

Value	Label	Cases	Percentage
033		2126	0.3%
034		1986	0.3%
035		1871	0.3%
036		1769	0.2%
037		1699	0.2%
038		1577	0.2%
039		1533	0.2%
040		1372	0.2%
041		1307	0.2%
042		1223	0.2%
043		1174	0.2%
044		1104	0.2%
045		1036	0.1%
046		994	0.1%
047		921	0.1%
048		890	0.1%
049		822	0.1%
050		816	0.1%
051		747	0.1%
052		743	0.1%
053		670	0.1%
054		628	0.1%
055		618	0.1%
056		586	0.1%
057		573	0.1%
058		544	0.1%
059		536	0.1%
060		512	0.1%
061		466	0.1%
062		440	0.1%
063		445	0.1%
064		441	0.1%
065		400	0.1%
066		368	0.1%
067		361	0.1%
068		354	0.0%
069		351	0.0%
070		330	0.0%
071		333	0.0%
072		337	0.0%
073		328	0.0%
074		298	0.0%
075		303	0.0%

## File : 20 Punjab

### # P\_NO: PAGE NO

Value	Label	Cases	Percentage
076		288	0.0%
077		290	0.0%
078		278	0.0%
079		264	0.0%
080		253	0.0%
081		235	0.0%
082		195	0.0%
083		214	0.0%
084		202	0.0%
085		204	0.0%
086		190	0.0%
087		197	0.0%
088		184	0.0%
089		170	0.0%
090		179	0.0%
091		177	0.0%
092		180	0.0%
093		162	0.0%
094		156	0.0%
095		166	0.0%
096		154	0.0%
097		142	0.0%
098		487	0.1%
099		7	0.0%

*Warning: these figures indicate the number of cases found in the data file. They cannot be interpreted as summary statistics of the population of interest.*

### # LINE\_NO: LINE NUMBER

<b>Information</b>	[Type= discrete] [Format=character] [Missing=*]
<b>Statistics [NW/ W]</b>	[Valid=717114 /-] [Invalid=0 /-]

### # PREM\_S: PREMISES STATUS

<b>Information</b>	[Type= discrete] [Format=character] [Missing=*]
<b>Statistics [NW/ W]</b>	[Valid=717114 /-] [Invalid=0 /-]

Value	Label	Cases	Percentage
1	Without premises	37974	5.3%
2	With Premises	679140	94.7%

*Warning: these figures indicate the number of cases found in the data file. They cannot be interpreted as summary statistics of the population of interest.*

### # SRL\_NO: RUNNING SERIAL NUMBER

<b>Information</b>	[Type= discrete] [Format=character] [Missing=*]
<b>Statistics [NW/ W]</b>	[Valid=717114 /-] [Invalid=0 /-]

### # NIC: NIC

<b>Information</b>	[Type= discrete] [Format=character] [Missing=*]
<b>Statistics [NW/ W]</b>	[Valid=717114 /-] [Invalid=0 /-]

## File : 20 Punjab

# NIC: NIC

Frequency table not shown (1338 Modalities)

### # AGRI\_NON\_AGRI: AGRILAND NON-AGRI.

Information [Type= discrete] [Format=character] [Missing=\*]

Statistics [NW/ W] [Valid=717114 /-] [Invalid=0 /-]

Value	Label	Cases	Percentage
1	Agriculture	16344	2.3%
2	Non-Agriculture	700770	97.7%

Warning: these figures indicate the number of cases found in the data file. They cannot be interpreted as summary statistics of the population of interest.

### # NOP: NATURE OF OPERATION

Information [Type= discrete] [Format=character] [Missing=\*]

Statistics [NW/ W] [Valid=717114 /-] [Invalid=0 /-]

Value	Label	Cases	Percentage
1	Perennial	701822	97.9%
2	Non-Perennial	15292	2.1%

Warning: these figures indicate the number of cases found in the data file. They cannot be interpreted as summary statistics of the population of interest.

### # OWN\_SHIP: OWNERSHIP CODE

Information [Type= discrete] [Format=character] [Missing=\*]

Statistics [NW/ W] [Valid=717114 /-] [Invalid=0 /-]

Value	Label	Cases	Percentage
1	Private Non-Profit Institutions	34981	4.9%
2	Private Others	637902	89.0%
3	Co-operatives	4290	0.6%
4	Governments	39941	5.6%

Warning: these figures indicate the number of cases found in the data file. They cannot be interpreted as summary statistics of the population of interest.

### # SG: SOCIAL GROUP CODE

Information [Type= discrete] [Format=character] [Missing=\*]

Statistics [NW/ W] [Valid=717114 /-] [Invalid=0 /-]

Value	Label	Cases	Percentage
1	ST Female	0	
2	ST Male	0	
3	SC Female	2752	0.4%
4	SC Male	82310	11.5%
5	OBC Female	11749	1.6%
6	OBC Male	129046	18.0%
7	Others Female	6063	0.8%
8	Others Male	405982	56.6%
9	Other than private enterprises	79212	11.0%

Warning: these figures indicate the number of cases found in the data file. They cannot be interpreted as summary statistics of the population of interest.

### # P\_F\_USED: POWER/FUEL USED

Information [Type= discrete] [Format=character] [Missing=\*]

Statistics [NW/ W] [Valid=717114 /-] [Invalid=0 /-]

## File : 20 Punjab

### # P\_F\_USED: POWER/FUEL USED

Value	Label	Cases	Percentage
0	Without power	534411	74.5%
1	Electricity	127646	17.8%
2	Coal/soft coke	15157	2.1%
3	Patrol/Diesel	8049	1.1%
4	LPG/Natural Gas	5970	0.8%
5	Fire wood	7067	1.0%
6	Kerosene	12046	1.7%
7	Animal power	1389	0.2%
8	"Non-conventional energy (bio-gas, solar & wind energy)	1301	0.2%
9	Others	4078	0.6%

Warning: these figures indicate the number of cases found in the data file. They cannot be interpreted as summary statistics of the population of interest.

### # Y\_OPRA: YEAR OF OPERATION

<b>Information</b>	[Type= discrete] [Format=character] [Missing=*]
<b>Statistics [NW/ W]</b>	[Valid=717114 /-] [Invalid=0 /-]

Value	Label	Cases	Percentage
0	Less than 1 year	32305	4.5%
1	Completed 1 year	40043	5.6%
2	Completed 2 years	59080	8.2%
3	Completed 3 years	49469	6.9%
4	Completed 4 years	52546	7.3%
5	Completed 5 years	80714	11.3%
6	Completed 6 years	43180	6.0%
7	Completed 7 years	26689	3.7%
8	Completed 8 years	36252	5.1%
9	Completed 9 years or more	296836	41.4%

Warning: these figures indicate the number of cases found in the data file. They cannot be interpreted as summary statistics of the population of interest.

### # REGISN: REGISTRATION CODE

<b>Information</b>	[Type= discrete] [Format=character] [Missing=*]
<b>Statistics [NW/ W]</b>	[Valid=717114 /-] [Invalid=0 /-]

Value	Label	Cases	Percentage
00		701988	97.9%
11		4829	0.7%
12		1551	0.2%
13		5	0.0%
14		18	0.0%
15		95	0.0%
16		5	0.0%
17		2	0.0%
18		2	0.0%
19		4	0.0%
22		5572	0.8%
23		57	0.0%

## File : 20 Punjab

### # REGISN: REGISTRATION CODE

Value	Label	Cases	Percentage
24		5	0.0%
25		56	0.0%
26		9	0.0%
28		19	0.0%
29		7	0.0%
33		176	0.0%
34		8	0.0%
35		5	0.0%
36		3	0.0%
37		1	0.0%
44		261	0.0%
45		9	0.0%
55		1842	0.3%
56		48	0.0%
58		1	0.0%
59		2	0.0%
66		255	0.0%
67		3	0.0%
69		1	0.0%
77		13	0.0%
78		2	0.0%
88		69	0.0%
89		2	0.0%
99		189	0.0%

Warning: these figures indicate the number of cases found in the data file. They cannot be interpreted as summary statistics of the population of interest.

### # SOF: SOURCE OF FINANCE

<b>Information</b>	[Type= discrete] [Format=character] [Missing=*]
<b>Statistics [NW/ W]</b>	[Valid=717114 /-] [Invalid=0 /-]

Value	Label	Cases	Percentage
1	Assistance under IRDP	5863	0.8%
2	Assistance under other poverty alleviation programs(TRYSEM/ DWCARA/toll kits)	3800	0.5%
3	Borrowing from institutions	15014	2.1%
4	Borrowing from non-institutions	7202	1.0%
5	Self financing	595847	83.1%
6	Others	89388	12.5%

Warning: these figures indicate the number of cases found in the data file. They cannot be interpreted as summary statistics of the population of interest.

### # T\_ADULT\_M: TOTAL ADULT MALE

<b>Information</b>	[Type= discrete] [Format=character] [Missing=*]
<b>Statistics [NW/ W]</b>	[Valid=717114 /-] [Invalid=0 /-]

Value	Label	Cases	Percentage
00000		13880	1.9%

# File : 20 Punjab

## # T\_ADULT\_M: TOTAL ADULT MALE

Value	Label	Cases	Percentage
00001		415505	57.9%
00002		159285	22.2%
00003		52732	7.4%
00004		25311	3.5%
00005		12551	1.8%
00006		8098	1.1%
00007		4409	0.6%
00008		4386	0.6%
00009		2107	0.3%
00010		3135	0.4%
00011		1273	0.2%
00012		1689	0.2%
00013		1041	0.1%
00014		713	0.1%
00015		1292	0.2%
00016		800	0.1%
00017		426	0.1%
00018		533	0.1%
00019		265	0.0%
00020		969	0.1%
00021		469	0.1%
00022		350	0.0%
00023		237	0.0%
00024		181	0.0%
00025		481	0.1%
00026		201	0.0%
00027		129	0.0%
00028		144	0.0%
00029		93	0.0%
00030		322	0.0%
00031		127	0.0%
00032		116	0.0%
00033		70	0.0%
00034		70	0.0%
00035		167	0.0%
00036		98	0.0%
00037		66	0.0%
00038		50	0.0%
00039		35	0.0%
00040		247	0.0%
00041		82	0.0%
00042		90	0.0%
00043		46	0.0%



## File : 20 Punjab

### # T\_ADULT\_M: TOTAL ADULT MALE

Value	Label	Cases	Percentage
00044		33	0.0%
00045		92	0.0%
00046		49	0.0%
00047		32	0.0%
00048		35	0.0%
00049		19	0.0%
00050		165	0.0%
00051		384	0.1%
00052		129	0.0%
00053		31	0.0%
00054		36	0.0%
00055		38	0.0%
00056		27	0.0%
00057		12	0.0%
00058		15	0.0%
00059		14	0.0%
00060		96	0.0%
00061		111	0.0%
00062		43	0.0%
00063		20	0.0%
00064		20	0.0%
00065		33	0.0%
00066		17	0.0%
00067		10	0.0%
00068		11	0.0%
00069		9	0.0%
00070		54	0.0%
00071		18	0.0%
00072		19	0.0%
00073		14	0.0%
00074		14	0.0%
00075		30	0.0%
00076		11	0.0%
00077		15	0.0%
00078		13	0.0%
00079		12	0.0%
00080		54	0.0%
00081		30	0.0%
00082		14	0.0%
00083		9	0.0%
00084		17	0.0%
00085		20	0.0%
00086		11	0.0%

**File : 20 Punjab**

**# T\_ADULT\_M: TOTAL ADULT MALE**

Value	Label	Cases	Percentage
00087		5	0.0%
00088		10	0.0%
00089		4	0.0%
00090		19	0.0%
00091		11	0.0%
00092		10	0.0%
00093		4	0.0%
00094		6	0.0%
00095		17	0.0%
00096		15	0.0%
00097		5	0.0%
00098		4	0.0%
00099		5	0.0%
00100		53	0.0%
00101		21	0.0%
00102		14	0.0%
00103		6	0.0%
00104		11	0.0%
00105		14	0.0%
00106		10	0.0%
00107		4	0.0%
00108		3	0.0%
00109		10	0.0%
00110		11	0.0%
00111		5	0.0%
00112		5	0.0%
00113		6	0.0%
00114		5	0.0%
00115		10	0.0%
00116		2	0.0%
00117		3	0.0%
00118		8	0.0%
00119		3	0.0%
00120		12	0.0%
00121		3	0.0%
00122		4	0.0%
00123		7	0.0%
00124		6	0.0%
00125		23	0.0%
00126		7	0.0%
00127		3	0.0%
00128		2	0.0%
00129		3	0.0%

**File : 20 Punjab**

**# T\_ADULT\_M: TOTAL ADULT MALE**

<b>Value</b>	<b>Label</b>	<b>Cases</b>	<b>Percentage</b>
00130		18	0.0%
00131		5	0.0%
00132		1	0.0%
00133		3	0.0%
00134		4	0.0%
00135		5	0.0%
00136		4	0.0%
00137		3	0.0%
00138		5	0.0%
00139		3	0.0%
00140		10	0.0%
00141		6	0.0%
00142		6	0.0%
00143		4	0.0%
00144		2	0.0%
00145		5	0.0%
00146		9	0.0%
00147		2	0.0%
00148		2	0.0%
00149		1	0.0%
00150		35	0.0%
00151		11	0.0%
00152		7	0.0%
00153		2	0.0%
00154		2	0.0%
00155		1	0.0%
00156		3	0.0%
00157		3	0.0%
00158		1	0.0%
00159		1	0.0%
00160		10	0.0%
00161		2	0.0%
00162		3	0.0%
00163		4	0.0%
00164		3	0.0%
00165		3	0.0%
00166		1	0.0%
00167		2	0.0%
00168		1	0.0%
00170		2	0.0%
00172		4	0.0%
00173		2	0.0%
00174		2	0.0%

**File : 20 Punjab**

**# T\_ADULT\_M: TOTAL ADULT MALE**

Value	Label	Cases	Percentage
00175		5	0.0%
00176		2	0.0%
00177		2	0.0%
00180		3	0.0%
00181		3	0.0%
00182		2	0.0%
00183		2	0.0%
00184		1	0.0%
00185		2	0.0%
00186		4	0.0%
00187		2	0.0%
00190		7	0.0%
00191		3	0.0%
00192		1	0.0%
00193		1	0.0%
00194		1	0.0%
00195		3	0.0%
00196		3	0.0%
00197		3	0.0%
00198		4	0.0%
00200		26	0.0%
00201		5	0.0%
00202		1	0.0%
00203		1	0.0%
00204		1	0.0%
00205		5	0.0%
00206		1	0.0%
00207		1	0.0%
00210		3	0.0%
00211		1	0.0%
00212		2	0.0%
00214		1	0.0%
00215		4	0.0%
00216		1	0.0%
00218		1	0.0%
00220		2	0.0%
00222		1	0.0%
00225		5	0.0%
00226		1	0.0%
00227		2	0.0%
00230		1	0.0%
00231		2	0.0%
00232		2	0.0%

**File : 20 Punjab**

**# T\_ADULT\_M: TOTAL ADULT MALE**

Value	Label	Cases	Percentage
00234		1	0.0%
00235		2	0.0%
00241		1	0.0%
00242		1	0.0%
00243		1	0.0%
00244		1	0.0%
00245		2	0.0%
00247		1	0.0%
00248		1	0.0%
00249		1	0.0%
00250		11	0.0%
00251		4	0.0%
00252		2	0.0%
00254		1	0.0%
00255		1	0.0%
00256		1	0.0%
00257		1	0.0%
00258		1	0.0%
00259		1	0.0%
00260		4	0.0%
00261		2	0.0%
00265		2	0.0%
00266		2	0.0%
00270		1	0.0%
00272		1	0.0%
00273		1	0.0%
00275		2	0.0%
00276		1	0.0%
00277		1	0.0%
00278		1	0.0%
00281		2	0.0%
00285		2	0.0%
00290		4	0.0%
00295		2	0.0%
00297		1	0.0%
00300		14	0.0%
00301		3	0.0%
00302		2	0.0%
00304		1	0.0%
00305		4	0.0%
00307		1	0.0%
00309		1	0.0%
00320		2	0.0%

**File : 20 Punjab**

**# T\_ADULT\_M: TOTAL ADULT MALE**

Value	Label	Cases	Percentage
00323		1	0.0%
00325		3	0.0%
00326		1	0.0%
00327		1	0.0%
00328		1	0.0%
00330		2	0.0%
00331		1	0.0%
00340		1	0.0%
00343		1	0.0%
00345		1	0.0%
00347		1	0.0%
00348		1	0.0%
00350		7	0.0%
00353		2	0.0%
00362		1	0.0%
00365		1	0.0%
00372		1	0.0%
00373		3	0.0%
00375		1	0.0%
00376		1	0.0%
00379		1	0.0%
00380		2	0.0%
00382		1	0.0%
00386		1	0.0%
00390		1	0.0%
00391		1	0.0%
00392		1	0.0%
00398		2	0.0%
00399		1	0.0%
00400		9	0.0%
00401		1	0.0%
00403		1	0.0%
00406		1	0.0%
00412		1	0.0%
00413		1	0.0%
00415		1	0.0%
00421		1	0.0%
00422		1	0.0%
00428		1	0.0%
00446		2	0.0%
00450		1	0.0%
00451		2	0.0%
00455		1	0.0%

**File : 20 Punjab**

**# T\_ADULT\_M: TOTAL ADULT MALE**

Value	Label	Cases	Percentage
00456		1	0.0%
00460		1	0.0%
00461		1	0.0%
00462		1	0.0%
00464		1	0.0%
00465		1	0.0%
00473		1	0.0%
00475		1	0.0%
00480		2	0.0%
00485		1	0.0%
00486		1	0.0%
00490		1	0.0%
00497		1	0.0%
00500		3	0.0%
00504		1	0.0%
00510		1	0.0%
00513		1	0.0%
00514		1	0.0%
00521		2	0.0%
00522		1	0.0%
00526		1	0.0%
00532		1	0.0%
00538		1	0.0%
00545		1	0.0%
00561		5	0.0%
00562		1	0.0%
00572		1	0.0%
00577		1	0.0%
00581		1	0.0%
00587		1	0.0%
00589		1	0.0%
00595		1	0.0%
00596		1	0.0%
00597		1	0.0%
00600		3	0.0%
00606		2	0.0%
00625		1	0.0%
00630		1	0.0%
00631		1	0.0%
00635		1	0.0%
00651		1	0.0%
00662		1	0.0%
00665		1	0.0%

**File : 20 Punjab**

**# T\_ADULT\_M: TOTAL ADULT MALE**

<b>Value</b>	<b>Label</b>	<b>Cases</b>	<b>Percentage</b>
00666		1	0.0%
00687		1	0.0%
00689		1	0.0%
00699		1	0.0%
00700		3	0.0%
00714		1	0.0%
00717		1	0.0%
00732		1	0.0%
00762		1	0.0%
00800		3	0.0%
00802		1	0.0%
00816		1	0.0%
00820		1	0.0%
00823		1	0.0%
00828		1	0.0%
00830		1	0.0%
00850		1	0.0%
00877		1	0.0%
00900		1	0.0%
00910		1	0.0%
00925		1	0.0%
00932		1	0.0%
00944		1	0.0%
00950		1	0.0%
00955		1	0.0%
00958		1	0.0%
00989		1	0.0%
01000		2	0.0%
01020		2	0.0%
01034		1	0.0%
01077		1	0.0%
01093		1	0.0%
01107		1	0.0%
01165		1	0.0%
01190		1	0.0%
01206		1	0.0%
01210		1	0.0%
01300		1	0.0%
01304		1	0.0%
01347		1	0.0%
01350		1	0.0%
01370		1	0.0%
01406		1	0.0%



## File : 20 Punjab

### # T\_ADULT\_M: TOTAL ADULT MALE

Value	Label	Cases	Percentage
01438		1	0.0%
01477		1	0.0%
01500		1	0.0%
01524		1	0.0%
01546		1	0.0%
01594		1	0.0%
01650		1	0.0%
01678		1	0.0%
01701		1	0.0%
01831		1	0.0%
01900		2	0.0%
02000		1	0.0%
02001		1	0.0%
02050		1	0.0%
02081		1	0.0%
02400		1	0.0%
02739		1	0.0%
02781		1	0.0%
02814		1	0.0%
02909		1	0.0%
03000		1	0.0%
03122		1	0.0%
03392		1	0.0%
03435		1	0.0%
03667		1	0.0%
03731		1	0.0%
03755		1	0.0%
04000		1	0.0%

Warning: these figures indicate the number of cases found in the data file. They cannot be interpreted as summary statistics of the population of interest.

### # T\_ADULT\_F: TOTAL ADULT FEMALE

Value	Label	Cases	Percentage
00000		654008	91.2%
00001		32730	4.6%
00002		12207	1.7%
00003		5044	0.7%
00004		3432	0.5%
00005		2414	0.3%
00006		1543	0.2%
00007		901	0.1%
00008		822	0.1%
00009		441	0.1%

**File : 20 Punjab****# T\_ADULT\_F: TOTAL ADULT FEMALE**

<b>Value</b>	<b>Label</b>	<b>Cases</b>	<b>Percentage</b>
00010		789	0.1%
00011		238	0.0%
00012		355	0.0%
00013		175	0.0%
00014		179	0.0%
00015		283	0.0%
00016		124	0.0%
00017		83	0.0%
00018		92	0.0%
00019		48	0.0%
00020		230	0.0%
00021		48	0.0%
00022		47	0.0%
00023		42	0.0%
00024		23	0.0%
00025		105	0.0%
00026		27	0.0%
00027		21	0.0%
00028		31	0.0%
00029		18	0.0%
00030		94	0.0%
00031		18	0.0%
00032		25	0.0%
00033		16	0.0%
00034		14	0.0%
00035		38	0.0%
00036		13	0.0%
00037		9	0.0%
00038		13	0.0%
00039		6	0.0%
00040		44	0.0%
00041		8	0.0%
00042		8	0.0%
00043		6	0.0%
00044		5	0.0%
00045		20	0.0%
00046		8	0.0%
00047		4	0.0%
00048		7	0.0%
00049		8	0.0%
00050		40	0.0%
00051		4	0.0%
00052		7	0.0%

**File : 20 Punjab****# T\_ADULT\_F: TOTAL ADULT FEMALE**

<b>Value</b>	<b>Label</b>	<b>Cases</b>	<b>Percentage</b>
00053		1	0.0%
00055		11	0.0%
00056		3	0.0%
00057		1	0.0%
00058		5	0.0%
00059		3	0.0%
00060		25	0.0%
00061		1	0.0%
00062		1	0.0%
00063		4	0.0%
00065		10	0.0%
00066		3	0.0%
00067		1	0.0%
00068		5	0.0%
00069		1	0.0%
00070		16	0.0%
00071		2	0.0%
00072		2	0.0%
00073		1	0.0%
00074		1	0.0%
00075		6	0.0%
00076		1	0.0%
00077		1	0.0%
00079		1	0.0%
00080		8	0.0%
00081		1	0.0%
00082		2	0.0%
00083		1	0.0%
00085		1	0.0%
00087		1	0.0%
00089		1	0.0%
00090		1	0.0%
00091		1	0.0%
00094		1	0.0%
00095		2	0.0%
00097		2	0.0%
00098		1	0.0%
00099		1	0.0%
00100		11	0.0%
00103		3	0.0%
00105		2	0.0%
00106		1	0.0%
00108		1	0.0%

## File : 20 Punjab

### # T\_ADULT\_F: TOTAL ADULT FEMALE

Value	Label	Cases	Percentage
00111		1	0.0%
00114		1	0.0%
00116		2	0.0%
00127		1	0.0%
00132		1	0.0%
00140		1	0.0%
00144		1	0.0%
00149		1	0.0%
00150		5	0.0%
00152		1	0.0%
00155		1	0.0%
00156		1	0.0%
00157		1	0.0%
00158		1	0.0%
00160		1	0.0%
00162		1	0.0%
00170		1	0.0%
00179		1	0.0%
00190		2	0.0%
00200		3	0.0%
00202		1	0.0%
00228		1	0.0%
00229		1	0.0%
00250		2	0.0%
00256		1	0.0%
00258		1	0.0%
00260		1	0.0%
00275		1	0.0%
00300		2	0.0%
00306		1	0.0%
00320		1	0.0%
00350		1	0.0%
00432		1	0.0%
00566		1	0.0%
00588		1	0.0%
00593		1	0.0%
00657		1	0.0%
00702		1	0.0%
00713		1	0.0%
00820		1	0.0%
01225		1	0.0%

*Warning: these figures indicate the number of cases found in the data file. They cannot be interpreted as summary statistics of the population of interest.*

## File : 20 Punjab

### # T\_CHILD\_M: TOTAL CHIELD MALE

**Information** [Type= discrete] [Format=character] [Missing=\*]

**Statistics [NW/ W]** [Valid=717114 /-] [Invalid=0 /-]

Value	Label	Cases	Percentage
00000		701576	97.8%
00001		11587	1.6%
00002		2835	0.4%
00003		616	0.1%
00004		223	0.0%
00005		94	0.0%
00006		49	0.0%
00007		11	0.0%
00008		17	0.0%
00009		7	0.0%
00010		39	0.0%
00011		1	0.0%
00012		9	0.0%
00013		2	0.0%
00014		3	0.0%
00015		9	0.0%
00016		1	0.0%
00017		1	0.0%
00020		12	0.0%
00021		2	0.0%
00025		6	0.0%
00030		5	0.0%
00035		1	0.0%
00040		3	0.0%
00045		1	0.0%
00050		2	0.0%
00055		1	0.0%
00074		1	0.0%

*Warning: these figures indicate the number of cases found in the data file. They cannot be interpreted as summary statistics of the population of interest.*

### # T\_CHILD\_F: TOTAL CHIELD FEMALE

**Information** [Type= discrete] [Format=character] [Missing=\*]

**Statistics [NW/ W]** [Valid=717114 /-] [Invalid=0 /-]

Value	Label	Cases	Percentage
00000		714044	99.6%
00001		2134	0.3%
00002		542	0.1%
00003		157	0.0%
00004		78	0.0%
00005		44	0.0%
00006		20	0.0%

## File : 20 Punjab

### # T\_CHILD\_F: TOTAL CHIELD FEMALE

Value	Label	Cases	Percentage
00007		12	0.0%
00008		6	0.0%
00009		2	0.0%
00010		19	0.0%
00011		2	0.0%
00012		8	0.0%
00013		3	0.0%
00014		2	0.0%
00015		9	0.0%
00016		2	0.0%
00018		2	0.0%
00019		1	0.0%
00020		3	0.0%
00021		2	0.0%
00023		2	0.0%
00025		4	0.0%
00035		2	0.0%
00040		1	0.0%
00045		1	0.0%
00050		2	0.0%
00051		5	0.0%
00052		3	0.0%
00561		2	0.0%

Warning: these figures indicate the number of cases found in the data file. They cannot be interpreted as summary statistics of the population of interest.

### # TOT: TOTAL OF TOTAL

**Information** [Type= discrete] [Format=character] [Missing=\*]

**Statistics [NW/ W]** [Valid=717114 /-] [Invalid=0 /-]

Value	Label	Cases	Percentage
00001		391997	54.7%
00002		173404	24.2%
00003		59145	8.2%
00004		29504	4.1%
00005		15317	2.1%
00006		10339	1.4%
00007		5841	0.8%
00008		5163	0.7%
00009		2797	0.4%
00010		3639	0.5%
00011		1740	0.2%
00012		2108	0.3%
00013		1345	0.2%
00014		1012	0.1%
00015		1499	0.2%

## File : 20 Punjab

### # TOT: TOTAL OF TOTAL

Value	Label	Cases	Percentage
00016		1045	0.1%
00017		632	0.1%
00018		675	0.1%
00019		391	0.1%
00020		1035	0.1%
00021		556	0.1%
00022		475	0.1%
00023		300	0.0%
00024		273	0.0%
00025		545	0.1%
00026		290	0.0%
00027		192	0.0%
00028		160	0.0%
00029		140	0.0%
00030		395	0.1%
00031		155	0.0%
00032		157	0.0%
00033		120	0.0%
00034		103	0.0%
00035		218	0.0%
00036		129	0.0%
00037		92	0.0%
00038		73	0.0%
00039		57	0.0%
00040		267	0.0%
00041		119	0.0%
00042		112	0.0%
00043		58	0.0%
00044		65	0.0%
00045		128	0.0%
00046		58	0.0%
00047		43	0.0%
00048		56	0.0%
00049		36	0.0%
00050		187	0.0%
00051		402	0.1%
00052		146	0.0%
00053		42	0.0%
00054		36	0.0%
00055		46	0.0%
00056		43	0.0%
00057		23	0.0%
00058		21	0.0%

**File : 20 Punjab****# TOT: TOTAL OF TOTAL**

<b>Value</b>	<b>Label</b>	<b>Cases</b>	<b>Percentage</b>
00059		16	0.0%
00060		124	0.0%
00061		119	0.0%
00062		56	0.0%
00063		33	0.0%
00064		30	0.0%
00065		48	0.0%
00066		25	0.0%
00067		18	0.0%
00068		18	0.0%
00069		10	0.0%
00070		79	0.0%
00071		31	0.0%
00072		21	0.0%
00073		19	0.0%
00074		18	0.0%
00075		33	0.0%
00076		19	0.0%
00077		15	0.0%
00078		13	0.0%
00079		8	0.0%
00080		65	0.0%
00081		29	0.0%
00082		22	0.0%
00083		20	0.0%
00084		15	0.0%
00085		26	0.0%
00086		12	0.0%
00087		5	0.0%
00088		15	0.0%
00089		4	0.0%
00090		22	0.0%
00091		11	0.0%
00092		20	0.0%
00093		6	0.0%
00094		12	0.0%
00095		18	0.0%
00096		15	0.0%
00097		10	0.0%
00098		9	0.0%
00099		8	0.0%
00100		69	0.0%
00101		23	0.0%



**File : 20 Punjab****# TOT: TOTAL OF TOTAL**

<b>Value</b>	<b>Label</b>	<b>Cases</b>	<b>Percentage</b>
00102		21	0.0%
00103		10	0.0%
00104		10	0.0%
00105		9	0.0%
00106		14	0.0%
00107		4	0.0%
00108		3	0.0%
00109		8	0.0%
00110		17	0.0%
00111		9	0.0%
00112		7	0.0%
00113		9	0.0%
00114		4	0.0%
00115		11	0.0%
00116		2	0.0%
00117		5	0.0%
00118		6	0.0%
00119		7	0.0%
00120		22	0.0%
00121		9	0.0%
00122		8	0.0%
00123		3	0.0%
00124		3	0.0%
00125		28	0.0%
00126		7	0.0%
00127		5	0.0%
00128		5	0.0%
00129		5	0.0%
00130		15	0.0%
00131		6	0.0%
00132		2	0.0%
00133		4	0.0%
00134		6	0.0%
00135		10	0.0%
00136		4	0.0%
00137		4	0.0%
00138		6	0.0%
00139		4	0.0%
00140		12	0.0%
00141		4	0.0%
00142		11	0.0%
00143		2	0.0%
00144		3	0.0%

**File : 20 Punjab****# TOT: TOTAL OF TOTAL**

<b>Value</b>	<b>Label</b>	<b>Cases</b>	<b>Percentage</b>
00145		5	0.0%
00146		8	0.0%
00147		1	0.0%
00148		3	0.0%
00149		4	0.0%
00150		52	0.0%
00151		16	0.0%
00152		8	0.0%
00153		3	0.0%
00154		3	0.0%
00155		4	0.0%
00156		5	0.0%
00157		2	0.0%
00159		2	0.0%
00160		8	0.0%
00161		3	0.0%
00162		2	0.0%
00163		4	0.0%
00164		5	0.0%
00166		3	0.0%
00167		2	0.0%
00168		4	0.0%
00170		6	0.0%
00171		1	0.0%
00172		4	0.0%
00173		1	0.0%
00174		2	0.0%
00175		7	0.0%
00176		2	0.0%
00177		4	0.0%
00178		3	0.0%
00179		1	0.0%
00180		6	0.0%
00181		1	0.0%
00182		6	0.0%
00183		5	0.0%
00184		1	0.0%
00185		1	0.0%
00186		2	0.0%
00187		1	0.0%
00188		2	0.0%
00190		4	0.0%
00191		1	0.0%

**File : 20 Punjab****# TOT: TOTAL OF TOTAL**

<b>Value</b>	<b>Label</b>	<b>Cases</b>	<b>Percentage</b>
00192		1	0.0%
00193		1	0.0%
00196		4	0.0%
00197		4	0.0%
00198		6	0.0%
00200		32	0.0%
00201		7	0.0%
00202		3	0.0%
00203		2	0.0%
00204		2	0.0%
00205		2	0.0%
00207		1	0.0%
00210		3	0.0%
00212		1	0.0%
00214		1	0.0%
00215		2	0.0%
00216		1	0.0%
00217		1	0.0%
00219		2	0.0%
00223		2	0.0%
00224		1	0.0%
00225		4	0.0%
00227		1	0.0%
00228		1	0.0%
00229		1	0.0%
00230		4	0.0%
00231		1	0.0%
00232		1	0.0%
00234		2	0.0%
00236		2	0.0%
00237		2	0.0%
00240		1	0.0%
00241		2	0.0%
00242		1	0.0%
00243		2	0.0%
00244		1	0.0%
00245		1	0.0%
00246		1	0.0%
00247		1	0.0%
00248		1	0.0%
00250		14	0.0%
00251		5	0.0%
00252		2	0.0%

**File : 20 Punjab****# TOT: TOTAL OF TOTAL**

<b>Value</b>	<b>Label</b>	<b>Cases</b>	<b>Percentage</b>
00254		1	0.0%
00255		6	0.0%
00256		4	0.0%
00258		1	0.0%
00259		1	0.0%
00260		2	0.0%
00261		1	0.0%
00262		1	0.0%
00263		1	0.0%
00266		1	0.0%
00270		3	0.0%
00272		1	0.0%
00273		1	0.0%
00276		1	0.0%
00281		2	0.0%
00282		1	0.0%
00283		2	0.0%
00286		1	0.0%
00288		1	0.0%
00289		1	0.0%
00290		2	0.0%
00291		2	0.0%
00292		1	0.0%
00293		1	0.0%
00300		16	0.0%
00301		5	0.0%
00304		4	0.0%
00305		3	0.0%
00306		1	0.0%
00307		1	0.0%
00309		2	0.0%
00310		1	0.0%
00311		1	0.0%
00315		2	0.0%
00317		2	0.0%
00320		2	0.0%
00325		2	0.0%
00326		1	0.0%
00327		1	0.0%
00329		1	0.0%
00330		1	0.0%
00331		1	0.0%
00332		1	0.0%

**File : 20 Punjab****# TOT: TOTAL OF TOTAL**

<b>Value</b>	<b>Label</b>	<b>Cases</b>	<b>Percentage</b>
00334		1	0.0%
00343		2	0.0%
00344		1	0.0%
00345		1	0.0%
00347		2	0.0%
00350		9	0.0%
00351		1	0.0%
00353		1	0.0%
00355		1	0.0%
00358		1	0.0%
00360		1	0.0%
00373		1	0.0%
00375		2	0.0%
00376		1	0.0%
00377		1	0.0%
00380		1	0.0%
00382		1	0.0%
00390		1	0.0%
00391		1	0.0%
00392		1	0.0%
00400		13	0.0%
00401		2	0.0%
00406		2	0.0%
00410		1	0.0%
00412		1	0.0%
00414		1	0.0%
00418		1	0.0%
00421		1	0.0%
00424		1	0.0%
00425		1	0.0%
00428		1	0.0%
00431		1	0.0%
00440		1	0.0%
00444		1	0.0%
00449		1	0.0%
00450		1	0.0%
00451		1	0.0%
00455		1	0.0%
00459		1	0.0%
00465		1	0.0%
00466		1	0.0%
00474		1	0.0%
00475		1	0.0%

**File : 20 Punjab****# TOT: TOTAL OF TOTAL**

<b>Value</b>	<b>Label</b>	<b>Cases</b>	<b>Percentage</b>
00477		1	0.0%
00480		1	0.0%
00481		1	0.0%
00484		1	0.0%
00486		1	0.0%
00490		1	0.0%
00495		1	0.0%
00498		1	0.0%
00499		1	0.0%
00500		3	0.0%
00501		1	0.0%
00502		1	0.0%
00505		1	0.0%
00513		1	0.0%
00514		2	0.0%
00520		1	0.0%
00521		2	0.0%
00523		1	0.0%
00525		1	0.0%
00535		1	0.0%
00538		1	0.0%
00544		1	0.0%
00551		1	0.0%
00560		1	0.0%
00561		5	0.0%
00562		3	0.0%
00563		1	0.0%
00572		1	0.0%
00580		1	0.0%
00581		1	0.0%
00599		1	0.0%
00600		5	0.0%
00606		1	0.0%
00607		2	0.0%
00608		1	0.0%
00616		1	0.0%
00633		1	0.0%
00643		1	0.0%
00651		1	0.0%
00657		1	0.0%
00662		1	0.0%
00667		1	0.0%
00668		1	0.0%

**File : 20 Punjab****# TOT: TOTAL OF TOTAL**

<b>Value</b>	<b>Label</b>	<b>Cases</b>	<b>Percentage</b>
00669		1	0.0%
00678		1	0.0%
00700		1	0.0%
00702		1	0.0%
00703		1	0.0%
00704		1	0.0%
00717		1	0.0%
00725		1	0.0%
00735		1	0.0%
00742		1	0.0%
00750		1	0.0%
00769		1	0.0%
00781		1	0.0%
00800		2	0.0%
00802		1	0.0%
00816		1	0.0%
00823		1	0.0%
00830		1	0.0%
00850		1	0.0%
00904		1	0.0%
00910		1	0.0%
00927		1	0.0%
00944		1	0.0%
00947		1	0.0%
00950		1	0.0%
00970		1	0.0%
00996		1	0.0%
01000		3	0.0%
01010		1	0.0%
01026		1	0.0%
01032		1	0.0%
01034		1	0.0%
01040		1	0.0%
01085		1	0.0%
01098		1	0.0%
01100		1	0.0%
01150		1	0.0%
01200		2	0.0%
01206		1	0.0%
01207		1	0.0%
01213		1	0.0%
01220		1	0.0%
01312		1	0.0%

## File : 20 Punjab

### # TOT: TOTAL OF TOTAL

Value	Label	Cases	Percentage
01370		1	0.0%
01406		1	0.0%
01500		3	0.0%
01536		1	0.0%
01596		1	0.0%
01604		1	0.0%
01634		1	0.0%
01657		1	0.0%
01678		1	0.0%
01701		1	0.0%
01800		1	0.0%
01927		1	0.0%
02000		2	0.0%
02006		1	0.0%
02055		1	0.0%
02065		1	0.0%
02081		1	0.0%
02137		1	0.0%
02203		1	0.0%
02230		1	0.0%
02400		1	0.0%
02572		1	0.0%
02760		1	0.0%
02789		1	0.0%
02984		1	0.0%
03000		1	0.0%
03012		1	0.0%
03324		1	0.0%
03462		1	0.0%
03471		1	0.0%
03672		1	0.0%
03910		1	0.0%
04005		1	0.0%
04015		1	0.0%

Warning: these figures indicate the number of cases found in the data file. They cannot be interpreted as summary statistics of the population of interest.

### # H\_ADULT\_M: HIRED ADULT MALE

<b>Information</b>	[Type= discrete] [Format=character] [Missing=*]		
<b>Statistics [NW/ W]</b>	[Valid=717114 /-] [Invalid=0 /-]		
Value	Label	Cases	Percentage
00000		498832	69.6%
00001		106860	14.9%
00002		46687	6.5%
00003		18506	2.6%



## File : 20 Punjab

### # H\_ADULT\_M: HIRED ADULT MALE

Value	Label	Cases	Percentage
00004		11484	1.6%
00005		7004	1.0%
00006		4751	0.7%
00007		3085	0.4%
00008		2973	0.4%
00009		1673	0.2%
00010		2492	0.3%
00011		820	0.1%
00012		1237	0.2%
00013		718	0.1%
00014		828	0.1%
00015		1106	0.2%
00016		513	0.1%
00017		369	0.1%
00018		530	0.1%
00019		364	0.1%
00020		814	0.1%
00021		205	0.0%
00022		235	0.0%
00023		221	0.0%
00024		223	0.0%
00025		399	0.1%
00026		107	0.0%
00027		127	0.0%
00028		177	0.0%
00029		98	0.0%
00030		305	0.0%
00031		59	0.0%
00032		92	0.0%
00033		69	0.0%
00034		78	0.0%
00035		171	0.0%
00036		69	0.0%
00037		54	0.0%
00038		92	0.0%
00039		62	0.0%
00040		231	0.0%
00041		33	0.0%
00042		63	0.0%
00043		38	0.0%
00044		37	0.0%
00045		72	0.0%
00046		36	0.0%

## File : 20 Punjab

### # H\_ADULT\_M: HIRED ADULT MALE

Value	Label	Cases	Percentage
00047		33	0.0%
00048		43	0.0%
00049		46	0.0%
00050		181	0.0%
00051		59	0.0%
00052		25	0.0%
00053		19	0.0%
00054		28	0.0%
00055		37	0.0%
00056		15	0.0%
00057		15	0.0%
00058		34	0.0%
00059		37	0.0%
00060		96	0.0%
00061		21	0.0%
00062		22	0.0%
00063		9	0.0%
00064		20	0.0%
00065		28	0.0%
00066		13	0.0%
00067		9	0.0%
00068		14	0.0%
00069		20	0.0%
00070		46	0.0%
00071		16	0.0%
00072		11	0.0%
00073		11	0.0%
00074		13	0.0%
00075		31	0.0%
00076		10	0.0%
00077		7	0.0%
00078		19	0.0%
00079		17	0.0%
00080		45	0.0%
00081		13	0.0%
00082		10	0.0%
00083		10	0.0%
00084		12	0.0%
00085		18	0.0%
00086		10	0.0%
00087		3	0.0%
00088		13	0.0%
00089		8	0.0%

# File : 20 Punjab

## # H\_ADULT\_M: HIRED ADULT MALE

Value	Label	Cases	Percentage
00090		25	0.0%
00091		7	0.0%
00092		6	0.0%
00093		5	0.0%
00094		9	0.0%
00095		24	0.0%
00096		8	0.0%
00097		6	0.0%
00098		16	0.0%
00099		10	0.0%
00100		57	0.0%
00101		7	0.0%
00102		3	0.0%
00103		7	0.0%
00104		6	0.0%
00105		16	0.0%
00106		4	0.0%
00107		4	0.0%
00108		4	0.0%
00109		10	0.0%
00110		16	0.0%
00111		3	0.0%
00112		6	0.0%
00113		3	0.0%
00114		5	0.0%
00115		10	0.0%
00116		2	0.0%
00117		6	0.0%
00118		9	0.0%
00119		3	0.0%
00120		16	0.0%
00122		3	0.0%
00123		5	0.0%
00124		11	0.0%
00125		17	0.0%
00126		2	0.0%
00127		3	0.0%
00128		3	0.0%
00129		5	0.0%
00130		15	0.0%
00131		4	0.0%
00132		3	0.0%
00133		3	0.0%

**File : 20 Punjab****# H\_ADULT\_M: HIRED ADULT MALE**

<b>Value</b>	<b>Label</b>	<b>Cases</b>	<b>Percentage</b>
00134		3	0.0%
00135		7	0.0%
00136		3	0.0%
00137		2	0.0%
00138		3	0.0%
00139		4	0.0%
00140		19	0.0%
00141		5	0.0%
00142		5	0.0%
00143		1	0.0%
00144		3	0.0%
00145		9	0.0%
00146		9	0.0%
00147		3	0.0%
00148		7	0.0%
00149		6	0.0%
00150		31	0.0%
00152		4	0.0%
00153		1	0.0%
00154		1	0.0%
00155		1	0.0%
00156		2	0.0%
00157		3	0.0%
00158		1	0.0%
00159		3	0.0%
00160		9	0.0%
00161		2	0.0%
00162		4	0.0%
00163		2	0.0%
00164		3	0.0%
00165		5	0.0%
00167		1	0.0%
00168		2	0.0%
00170		2	0.0%
00172		3	0.0%
00173		3	0.0%
00174		2	0.0%
00175		6	0.0%
00176		1	0.0%
00177		1	0.0%
00180		6	0.0%
00181		2	0.0%
00182		3	0.0%

## File : 20 Punjab

### # H\_ADULT\_M: HIRED ADULT MALE

Value	Label	Cases	Percentage
00183		1	0.0%
00185		2	0.0%
00186		4	0.0%
00187		1	0.0%
00188		1	0.0%
00189		1	0.0%
00190		7	0.0%
00191		3	0.0%
00193		1	0.0%
00194		1	0.0%
00195		3	0.0%
00196		7	0.0%
00197		3	0.0%
00198		14	0.0%
00199		1	0.0%
00200		22	0.0%
00203		1	0.0%
00206		1	0.0%
00208		1	0.0%
00210		3	0.0%
00211		1	0.0%
00212		1	0.0%
00214		1	0.0%
00215		5	0.0%
00216		1	0.0%
00218		1	0.0%
00220		1	0.0%
00221		1	0.0%
00224		1	0.0%
00225		6	0.0%
00227		3	0.0%
00230		1	0.0%
00232		2	0.0%
00234		1	0.0%
00235		2	0.0%
00240		3	0.0%
00241		1	0.0%
00243		1	0.0%
00244		2	0.0%
00245		3	0.0%
00246		1	0.0%
00247		1	0.0%
00248		1	0.0%

# File : 20 Punjab

## # H\_ADULT\_M: HIRED ADULT MALE

Value	Label	Cases	Percentage
00249		1	0.0%
00250		14	0.0%
00251		1	0.0%
00254		1	0.0%
00255		1	0.0%
00257		1	0.0%
00258		1	0.0%
00260		4	0.0%
00265		3	0.0%
00266		1	0.0%
00270		1	0.0%
00272		2	0.0%
00275		4	0.0%
00277		1	0.0%
00278		1	0.0%
00280		1	0.0%
00285		2	0.0%
00289		1	0.0%
00290		3	0.0%
00294		1	0.0%
00295		3	0.0%
00297		2	0.0%
00298		5	0.0%
00299		1	0.0%
00300		11	0.0%
00302		1	0.0%
00304		1	0.0%
00305		2	0.0%
00307		1	0.0%
00309		1	0.0%
00318		1	0.0%
00320		1	0.0%
00321		1	0.0%
00323		1	0.0%
00324		2	0.0%
00325		1	0.0%
00326		1	0.0%
00327		1	0.0%
00328		1	0.0%
00330		1	0.0%
00331		1	0.0%
00340		4	0.0%
00341		1	0.0%

# File : 20 Punjab

## # H\_ADULT\_M: HIRED ADULT MALE

Value	Label	Cases	Percentage
00345		2	0.0%
00346		1	0.0%
00349		2	0.0%
00350		2	0.0%
00352		1	0.0%
00353		1	0.0%
00362		1	0.0%
00365		1	0.0%
00370		1	0.0%
00372		2	0.0%
00373		2	0.0%
00375		2	0.0%
00379		1	0.0%
00380		3	0.0%
00386		2	0.0%
00390		1	0.0%
00392		1	0.0%
00395		3	0.0%
00396		1	0.0%
00397		1	0.0%
00398		3	0.0%
00399		1	0.0%
00400		5	0.0%
00402		1	0.0%
00410		2	0.0%
00421		1	0.0%
00422		1	0.0%
00424		1	0.0%
00440		1	0.0%
00446		1	0.0%
00450		4	0.0%
00455		1	0.0%
00460		1	0.0%
00461		2	0.0%
00464		1	0.0%
00465		1	0.0%
00473		1	0.0%
00475		1	0.0%
00477		1	0.0%
00480		1	0.0%
00484		1	0.0%
00486		1	0.0%
00490		1	0.0%

## File : 20 Punjab

### # H\_ADULT\_M: HIRED ADULT MALE

Value	Label	Cases	Percentage
00497		1	0.0%
00498		1	0.0%
00500		3	0.0%
00505		1	0.0%
00520		3	0.0%
00526		1	0.0%
00532		1	0.0%
00538		1	0.0%
00545		1	0.0%
00560		2	0.0%
00561		2	0.0%
00570		1	0.0%
00577		1	0.0%
00586		1	0.0%
00589		1	0.0%
00595		1	0.0%
00596		1	0.0%
00597		1	0.0%
00598		1	0.0%
00600		3	0.0%
00606		1	0.0%
00624		1	0.0%
00630		2	0.0%
00634		1	0.0%
00645		1	0.0%
00662		1	0.0%
00665		1	0.0%
00666		1	0.0%
00685		1	0.0%
00689		1	0.0%
00692		1	0.0%
00700		3	0.0%
00714		1	0.0%
00717		1	0.0%
00727		1	0.0%
00732		1	0.0%
00762		1	0.0%
00785		1	0.0%
00790		1	0.0%
00800		2	0.0%
00816		1	0.0%
00820		1	0.0%
00823		1	0.0%



## File : 20 Punjab

### # H\_ADULT\_M: HIRED ADULT MALE

Value	Label	Cases	Percentage
00828		1	0.0%
00830		1	0.0%
00849		1	0.0%
00876		1	0.0%
00900		1	0.0%
00908		1	0.0%
00925		1	0.0%
00932		1	0.0%
00942		1	0.0%
00949		1	0.0%
00950		1	0.0%
00958		1	0.0%
00995		1	0.0%
01000		2	0.0%
01020		1	0.0%
01034		1	0.0%
01070		1	0.0%
01081		1	0.0%
01107		1	0.0%
01165		1	0.0%
01189		1	0.0%
01200		2	0.0%
01292		1	0.0%
01300		1	0.0%
01347		1	0.0%
01350		1	0.0%
01365		1	0.0%
01400		1	0.0%
01438		1	0.0%
01477		1	0.0%
01496		1	0.0%
01524		1	0.0%
01546		1	0.0%
01592		1	0.0%
01650		1	0.0%
01677		1	0.0%
01700		1	0.0%
01831		1	0.0%
01899		2	0.0%
02000		2	0.0%
02050		1	0.0%
02080		1	0.0%
02400		1	0.0%

## File : 20 Punjab

### # H\_ADULT\_M: HIRED ADULT MALE

Value	Label	Cases	Percentage
02734		1	0.0%
02781		1	0.0%
02814		1	0.0%
02909		1	0.0%
03000		1	0.0%
03122		1	0.0%
03392		1	0.0%
03430		1	0.0%
03662		1	0.0%
03731		1	0.0%
03750		1	0.0%
04000		1	0.0%

*Warning: these figures indicate the number of cases found in the data file. They cannot be interpreted as summary statistics of the population of interest.*

### # H\_ADULT\_F: HIRED ADULT FEMALE

<b>Information</b>	[Type= discrete] [Format=character] [Missing=*]
<b>Statistics [NW/ W]</b>	[Valid=717114 /-] [Invalid=0 /-]

Value	Label	Cases	Percentage
00000		679717	94.8%
00001		11527	1.6%
00002		9670	1.3%
00003		4129	0.6%
00004		3098	0.4%
00005		2178	0.3%
00006		1387	0.2%
00007		832	0.1%
00008		765	0.1%
00009		450	0.1%
00010		712	0.1%
00011		217	0.0%
00012		332	0.0%
00013		170	0.0%
00014		174	0.0%
00015		254	0.0%
00016		112	0.0%
00017		83	0.0%
00018		91	0.0%
00019		46	0.0%
00020		216	0.0%
00021		43	0.0%
00022		47	0.0%
00023		47	0.0%
00024		18	0.0%
00025		104	0.0%

## File : 20 Punjab

### # H\_ADULT\_F: HIRED ADULT FEMALE

Value	Label	Cases	Percentage
00026		24	0.0%
00027		20	0.0%
00028		31	0.0%
00029		17	0.0%
00030		93	0.0%
00031		17	0.0%
00032		25	0.0%
00033		15	0.0%
00034		13	0.0%
00035		36	0.0%
00036		12	0.0%
00037		9	0.0%
00038		14	0.0%
00039		6	0.0%
00040		42	0.0%
00041		8	0.0%
00042		8	0.0%
00043		6	0.0%
00044		6	0.0%
00045		20	0.0%
00046		7	0.0%
00047		4	0.0%
00048		8	0.0%
00049		8	0.0%
00050		40	0.0%
00051		3	0.0%
00052		6	0.0%
00053		1	0.0%
00055		12	0.0%
00056		3	0.0%
00057		1	0.0%
00058		5	0.0%
00059		3	0.0%
00060		24	0.0%
00061		1	0.0%
00062		1	0.0%
00063		4	0.0%
00064		1	0.0%
00065		10	0.0%
00066		2	0.0%
00067		1	0.0%
00068		5	0.0%
00069		1	0.0%

**File : 20 Punjab****# H\_ADULT\_F: HIRED ADULT FEMALE**

<b>Value</b>	<b>Label</b>	<b>Cases</b>	<b>Percentage</b>
00070		16	0.0%
00071		2	0.0%
00072		2	0.0%
00073		1	0.0%
00074		1	0.0%
00075		6	0.0%
00077		1	0.0%
00079		1	0.0%
00080		8	0.0%
00081		1	0.0%
00082		2	0.0%
00083		1	0.0%
00085		1	0.0%
00087		1	0.0%
00089		1	0.0%
00090		1	0.0%
00091		1	0.0%
00094		1	0.0%
00095		2	0.0%
00097		2	0.0%
00098		1	0.0%
00099		2	0.0%
00100		10	0.0%
00103		3	0.0%
00105		2	0.0%
00106		1	0.0%
00108		1	0.0%
00111		1	0.0%
00113		1	0.0%
00116		2	0.0%
00127		1	0.0%
00132		1	0.0%
00140		1	0.0%
00144		1	0.0%
00149		1	0.0%
00150		5	0.0%
00152		1	0.0%
00155		1	0.0%
00156		1	0.0%
00157		1	0.0%
00158		1	0.0%
00159		1	0.0%
00160		1	0.0%

## File : 20 Punjab

### # H\_ADULT\_F: HIRED ADULT FEMALE

Value	Label	Cases	Percentage
00170		1	0.0%
00179		1	0.0%
00190		2	0.0%
00200		3	0.0%
00202		1	0.0%
00229		1	0.0%
00250		2	0.0%
00256		1	0.0%
00258		1	0.0%
00260		1	0.0%
00275		1	0.0%
00300		2	0.0%
00306		1	0.0%
00320		1	0.0%
00350		1	0.0%
00432		1	0.0%
00566		1	0.0%
00588		1	0.0%
00593		1	0.0%
00657		1	0.0%
00702		1	0.0%
00713		1	0.0%
00820		1	0.0%
01225		1	0.0%

*Warning: these figures indicate the number of cases found in the data file. They cannot be interpreted as summary statistics of the population of interest.*

### # H\_CHILD\_M: HIRED CHIELD MALE

Value	Label	Cases	Percentage
00000		709756	99.0%
00001		5342	0.7%
00002		1334	0.2%
00003		306	0.0%
00004		155	0.0%
00005		71	0.0%
00006		36	0.0%
00007		9	0.0%
00008		14	0.0%
00009		5	0.0%
00010		31	0.0%
00011		1	0.0%
00012		10	0.0%
00013		1	0.0%

## File : 20 Punjab

### # H\_CHILD\_M: HIRED CHIELD MALE

Value	Label	Cases	Percentage
00014		2	0.0%
00015		6	0.0%
00016		1	0.0%
00017		1	0.0%
00020		11	0.0%
00021		2	0.0%
00025		6	0.0%
00030		5	0.0%
00035		1	0.0%
00040		3	0.0%
00045		1	0.0%
00050		2	0.0%
00055		1	0.0%
00074		1	0.0%

Warning: these figures indicate the number of cases found in the data file. They cannot be interpreted as summary statistics of the population of interest.

### # H\_CHILD\_F: HIRED CHIELD FEMALE

<b>Information</b>	[Type= discrete] [Format=character] [Missing=*]
<b>Statistics [NW/ W]</b>	[Valid=717114 /-] [Invalid=0 /-]

Value	Label	Cases	Percentage
00000		716522	99.9%
00001		314	0.0%
00002		112	0.0%
00003		52	0.0%
00004		25	0.0%
00005		20	0.0%
00006		10	0.0%
00007		6	0.0%
00008		4	0.0%
00009		2	0.0%
0000°		1	0.0%
00010		16	0.0%
00011		1	0.0%
00012		3	0.0%
00013		1	0.0%
00014		1	0.0%
00015		8	0.0%
00016		2	0.0%
00018		2	0.0%
00020		3	0.0%
00025		3	0.0%
00035		2	0.0%
00040		1	0.0%
00045		1	0.0%

## File : 20 Punjab

### # H\_CHILD\_F: HIRED CHIELD FEMALE

Value	Label	Cases	Percentage
00050		2	0.0%

*Warning: these figures indicate the number of cases found in the data file. They cannot be interpreted as summary statistics of the population of interest.*

### # T\_HIRED: TOTAL OF HIRED

<b>Information</b>	[Type= discrete] [Format=character] [Missing=*]
--------------------	---

<b>Statistics [NW/ W]</b>	[Valid=717114 /-] [Invalid=0 /-]
---------------------------	----------------------------------

Value	Label	Cases	Percentage
00000		484313	67.5%
00001		103894	14.5%
00002		51308	7.2%
00003		20324	2.8%
00004		13438	1.9%
00005		8699	1.2%
00006		6156	0.9%
00007		4071	0.6%
00008		3466	0.5%
00009		2135	0.3%
00010		2843	0.4%
00011		1196	0.2%
00012		1537	0.2%
00013		962	0.1%
00014		1066	0.1%
00015		1326	0.2%
00016		723	0.1%
00017		525	0.1%
00018		658	0.1%
00019		446	0.1%
00020		926	0.1%
00021		292	0.0%
00022		333	0.0%
00023		279	0.0%
00024		306	0.0%
00025		462	0.1%
00026		180	0.0%
00027		176	0.0%
00028		173	0.0%
00029		156	0.0%
00030		369	0.1%
00031		91	0.0%
00032		134	0.0%
00033		108	0.0%
00034		101	0.0%
00035		235	0.0%
00036		93	0.0%

## File : 20 Punjab

### # T\_HIRED: TOTAL OF HIRED

Value	Label	Cases	Percentage
00037		78	0.0%
00038		109	0.0%
00039		83	0.0%
00040		232	0.0%
00041		67	0.0%
00042		90	0.0%
00043		57	0.0%
00044		71	0.0%
00045		114	0.0%
00046		46	0.0%
00047		38	0.0%
00048		70	0.0%
00049		66	0.0%
00050		202	0.0%
00051		77	0.0%
00052		37	0.0%
00053		26	0.0%
00054		29	0.0%
00055		59	0.0%
00056		20	0.0%
00057		24	0.0%
00058		31	0.0%
00059		41	0.0%
00060		128	0.0%
00061		26	0.0%
00062		35	0.0%
00063		25	0.0%
00064		28	0.0%
00065		42	0.0%
00066		18	0.0%
00067		13	0.0%
00068		24	0.0%
00069		25	0.0%
00070		72	0.0%
00071		18	0.0%
00072		18	0.0%
00073		16	0.0%
00074		13	0.0%
00075		47	0.0%
00076		7	0.0%
00077		12	0.0%
00078		15	0.0%
00079		18	0.0%



**File : 20 Punjab**

**# T\_HIRED: TOTAL OF HIRED**

Value	Label	Cases	Percentage
00080		61	0.0%
00081		11	0.0%
00082		17	0.0%
00083		15	0.0%
00084		8	0.0%
00085		21	0.0%
00086		12	0.0%
00087		7	0.0%
00088		11	0.0%
00089		8	0.0%
00090		32	0.0%
00091		13	0.0%
00092		9	0.0%
00093		8	0.0%
00094		12	0.0%
00095		21	0.0%
00096		11	0.0%
00097		11	0.0%
00098		24	0.0%
00099		19	0.0%
00100		68	0.0%
00101		9	0.0%
00102		7	0.0%
00103		8	0.0%
00104		6	0.0%
00105		14	0.0%
00106		7	0.0%
00107		6	0.0%
00108		3	0.0%
00109		7	0.0%
00110		20	0.0%
00111		7	0.0%
00112		6	0.0%
00113		9	0.0%
00114		4	0.0%
00115		12	0.0%
00116		2	0.0%
00117		5	0.0%
00118		15	0.0%
00119		10	0.0%
00120		18	0.0%
00121		4	0.0%
00122		5	0.0%

**File : 20 Punjab**

**# T\_HIRED: TOTAL OF HIRED**

Value	Label	Cases	Percentage
00123		2	0.0%
00124		9	0.0%
00125		24	0.0%
00126		3	0.0%
00127		4	0.0%
00128		8	0.0%
00129		5	0.0%
00130		10	0.0%
00131		4	0.0%
00132		3	0.0%
00133		5	0.0%
00134		5	0.0%
00135		12	0.0%
00136		3	0.0%
00137		4	0.0%
00138		5	0.0%
00139		5	0.0%
00140		20	0.0%
00141		5	0.0%
00142		7	0.0%
00143		1	0.0%
00144		2	0.0%
00145		11	0.0%
00146		7	0.0%
00147		3	0.0%
00148		8	0.0%
00149		12	0.0%
00150		49	0.0%
00151		2	0.0%
00152		3	0.0%
00153		1	0.0%
00154		3	0.0%
00155		3	0.0%
00156		5	0.0%
00157		2	0.0%
00159		2	0.0%
00160		7	0.0%
00161		2	0.0%
00162		2	0.0%
00163		3	0.0%
00164		6	0.0%
00165		3	0.0%
00166		1	0.0%

**File : 20 Punjab**

**# T\_HIRED: TOTAL OF HIRED**

Value	Label	Cases	Percentage
00167		3	0.0%
00168		2	0.0%
00169		1	0.0%
00170		4	0.0%
00171		1	0.0%
00172		3	0.0%
00173		3	0.0%
00174		3	0.0%
00175		7	0.0%
00176		2	0.0%
00177		4	0.0%
00178		4	0.0%
00179		1	0.0%
00180		5	0.0%
00181		1	0.0%
00182		5	0.0%
00183		4	0.0%
00185		2	0.0%
00186		4	0.0%
00188		2	0.0%
00190		6	0.0%
00191		1	0.0%
00192		1	0.0%
00193		1	0.0%
00195		1	0.0%
00196		8	0.0%
00197		2	0.0%
00198		15	0.0%
00199		1	0.0%
00200		25	0.0%
00201		1	0.0%
00203		1	0.0%
00204		3	0.0%
00206		1	0.0%
00208		1	0.0%
00210		2	0.0%
00212		2	0.0%
00215		3	0.0%
00216		1	0.0%
00217		1	0.0%
00218		1	0.0%
00219		1	0.0%
00223		1	0.0%

**File : 20 Punjab**

**# T\_HIRED: TOTAL OF HIRED**

Value	Label	Cases	Percentage
00224		2	0.0%
00225		6	0.0%
00227		2	0.0%
00228		2	0.0%
00230		2	0.0%
00232		1	0.0%
00234		2	0.0%
00236		1	0.0%
00237		2	0.0%
00240		4	0.0%
00241		1	0.0%
00242		2	0.0%
00243		1	0.0%
00244		2	0.0%
00245		3	0.0%
00246		1	0.0%
00247		1	0.0%
00248		1	0.0%
00249		2	0.0%
00250		18	0.0%
00251		3	0.0%
00254		1	0.0%
00255		3	0.0%
00256		3	0.0%
00260		2	0.0%
00262		2	0.0%
00263		1	0.0%
00265		1	0.0%
00270		3	0.0%
00272		2	0.0%
00276		2	0.0%
00280		2	0.0%
00283		3	0.0%
00288		1	0.0%
00289		1	0.0%
00290		3	0.0%
00291		1	0.0%
00292		1	0.0%
00293		1	0.0%
00295		1	0.0%
00297		3	0.0%
00298		5	0.0%
00299		1	0.0%

**File : 20 Punjab**

**# T\_HIRED: TOTAL OF HIRED**

<b>Value</b>	<b>Label</b>	<b>Cases</b>	<b>Percentage</b>
00300		14	0.0%
00304		2	0.0%
00305		3	0.0%
00307		1	0.0%
00309		2	0.0%
00310		1	0.0%
00311		1	0.0%
00315		2	0.0%
00317		2	0.0%
00318		1	0.0%
00320		2	0.0%
00324		2	0.0%
00325		2	0.0%
00329		1	0.0%
00330		1	0.0%
00331		1	0.0%
00332		1	0.0%
00340		3	0.0%
00341		1	0.0%
00343		2	0.0%
00345		1	0.0%
00346		1	0.0%
00347		1	0.0%
00349		2	0.0%
00350		7	0.0%
00358		1	0.0%
00360		1	0.0%
00370		1	0.0%
00372		1	0.0%
00374		1	0.0%
00375		1	0.0%
00377		1	0.0%
00380		1	0.0%
00382		1	0.0%
00386		1	0.0%
00390		2	0.0%
00395		3	0.0%
00396		1	0.0%
00398		3	0.0%
00400		11	0.0%
00410		2	0.0%
00414		1	0.0%
00421		1	0.0%

**File : 20 Punjab**

**# T\_HIRED: TOTAL OF HIRED**

Value	Label	Cases	Percentage
00424		3	0.0%
00431		1	0.0%
00435		1	0.0%
00443		1	0.0%
00444		1	0.0%
00448		1	0.0%
00450		1	0.0%
00453		1	0.0%
00455		1	0.0%
00465		2	0.0%
00474		1	0.0%
00475		1	0.0%
00477		1	0.0%
00480		2	0.0%
00484		1	0.0%
00485		1	0.0%
00489		1	0.0%
00495		1	0.0%
00496		1	0.0%
00497		1	0.0%
00498		2	0.0%
00500		3	0.0%
00502		1	0.0%
00514		1	0.0%
00515		1	0.0%
00520		2	0.0%
00523		1	0.0%
00535		1	0.0%
00538		1	0.0%
00544		1	0.0%
00551		1	0.0%
00560		3	0.0%
00561		2	0.0%
00563		1	0.0%
00570		1	0.0%
00575		1	0.0%
00598		1	0.0%
00599		1	0.0%
00600		5	0.0%
00606		1	0.0%
00607		1	0.0%
00608		1	0.0%
00616		1	0.0%

**File : 20 Punjab**

**# T\_HIRED: TOTAL OF HIRED**

<b>Value</b>	<b>Label</b>	<b>Cases</b>	<b>Percentage</b>
00632		1	0.0%
00642		2	0.0%
00645		1	0.0%
00657		1	0.0%
00659		1	0.0%
00667		1	0.0%
00668		1	0.0%
00678		1	0.0%
00697		1	0.0%
00700		2	0.0%
00703		1	0.0%
00717		1	0.0%
00725		1	0.0%
00727		1	0.0%
00735		1	0.0%
00742		1	0.0%
00750		1	0.0%
00769		1	0.0%
00780		1	0.0%
00785		1	0.0%
00800		2	0.0%
00816		1	0.0%
00823		1	0.0%
00830		1	0.0%
00850		1	0.0%
00903		1	0.0%
00908		1	0.0%
00927		1	0.0%
00943		1	0.0%
00947		1	0.0%
00949		1	0.0%
00970		1	0.0%
00995		3	0.0%
00999		1	0.0%
01010		1	0.0%
01020		1	0.0%
01026		1	0.0%
01032		1	0.0%
01034		1	0.0%
01078		1	0.0%
01088		1	0.0%
01098		1	0.0%
01140		1	0.0%

## File : 20 Punjab

### # T\_HIRED: TOTAL OF HIRED

Value	Label	Cases	Percentage
01199		1	0.0%
01200		2	0.0%
01203		1	0.0%
01207		1	0.0%
01304		1	0.0%
01365		1	0.0%
01400		1	0.0%
01496		1	0.0%
01500		2	0.0%
01536		1	0.0%
01594		1	0.0%
01600		1	0.0%
01634		1	0.0%
01655		1	0.0%
01677		1	0.0%
01700		1	0.0%
01800		1	0.0%
01927		1	0.0%
01999		2	0.0%
02005		1	0.0%
02055		1	0.0%
02065		1	0.0%
02080		1	0.0%
02137		1	0.0%
02203		1	0.0%
02229		1	0.0%
02400		1	0.0%
02572		1	0.0%
02755		1	0.0%
02789		1	0.0%
02984		1	0.0%
03000		1	0.0%
03012		1	0.0%
03324		1	0.0%
03462		1	0.0%
03466		1	0.0%
03662		1	0.0%
03910		1	0.0%
04000		1	0.0%
04015		1	0.0%

*Warning: these figures indicate the number of cases found in the data file. They cannot be interpreted as summary statistics of the population of interest.*

### # REMAKS: REMARKS

**Information** [Type= discrete] [Format=character] [Missing=\*



## File : 20 Punjab

### # REMAKS: REMARKS

Statistics [NW/ W] [Valid=717114 /-] [Invalid=0 /-]

Value	Label	Cases	Percentage
00		2	0.0%
000		717086	100.0%
00P		1	0.0%
00·		1	0.0%
0PU		1	0.0%
UUU		12	0.0%
·aa		1	0.0%
aa		1	0.0%
aaa		9	0.0%

Warning: these figures indicate the number of cases found in the data file. They cannot be interpreted as summary statistics of the population of interest.

### # TYPE\_ENTERP: TYPE OF ENTERPRISE

Information [Type= discrete] [Format=character] [Missing=\*]

Statistics [NW/ W] [Valid=717114 /-] [Invalid=0 /-]

Value	Label	Cases	Percentage
1		484313	67.5%
2		188130	26.2%
3		44671	6.2%

Warning: these figures indicate the number of cases found in the data file. They cannot be interpreted as summary statistics of the population of interest.

### # MAJOR\_ACT: MAJOR ACTIVITY CODE

Information [Type= discrete] [Format=character] [Missing=\*]

Statistics [NW/ W] [Valid=717114 /-] [Invalid=0 /-]

Value	Label	Cases	Percentage
01		15438	2.2%
02		409	0.1%
04		95	0.0%
05		115680	16.1%
06		2128	0.3%
07		3491	0.5%
08		23358	3.3%
09		277398	38.7%
10		21443	3.0%
11		9415	1.3%
12		2091	0.3%
13		11520	1.6%
14		17318	2.4%
15		216738	30.2%
16		592	0.1%

Warning: these figures indicate the number of cases found in the data file. They cannot be interpreted as summary statistics of the population of interest.

### # SIZE\_EMP1: SIZE OF EMPLOYMENT CODE-

Information [Type= discrete] [Format=character] [Missing=\*]

## File : 20 Punjab

### # SIZE\_EMP1: SIZE OF EMPLOYMENT CODE-

Statistics [NW/ W] [Valid=717114 /-] [Invalid=0 /-]

Value	Label	Cases	Percentage
1	Employee size 0 to 1	391997	54.7%
2	Employee size 2	173404	24.2%
3	Employee size 3	59145	8.2%
4	Employee size 4	29504	4.1%
5	Employee size 5	15317	2.1%
6	Employee size 6 to 9	24140	3.4%
7	Employee size >9	23607	3.3%

Warning: these figures indicate the number of cases found in the data file. They cannot be interpreted as summary statistics of the population of interest.

### # SIZE\_EMP2: SIZE OF EMPLOYMENT CODE-

Information [Type= discrete] [Format=character] [Missing=\*]

Statistics [NW/ W] [Valid=717114 /-] [Invalid=0 /-]

Value	Label	Cases	Percentage
01	Employee size 0 to 1	391997	54.7%
02	Employee size 2	173404	24.2%
03	Employee size 3	59145	8.2%
04	Employee size 4	29504	4.1%
05	Employee size 5	15317	2.1%
07	Employee size 6 to 9	24140	3.4%
08	Employee size 10 to 14	9844	1.4%
09	Employee size 15 to 19	4242	0.6%
10	Employee size 20 to 24	2639	0.4%
11	Employee size 25 to 49	3768	0.5%
12	Employee size 50 to 99	2043	0.3%
13	Employee size 100 to 199	660	0.1%
14	Employee size 200 to 499	278	0.0%
15	Employee size >=500	133	0.0%

Warning: these figures indicate the number of cases found in the data file. They cannot be interpreted as summary statistics of the population of interest.

### # FITTER: FILLER

Information [Type= discrete] [Format=character] [Missing=\*]

Statistics [NW/ W] [Valid=717114 /-] [Invalid=0 /-]

Value	Label	Cases	Percentage
0		717114	100.0%

Warning: these figures indicate the number of cases found in the data file. They cannot be interpreted as summary statistics of the population of interest.

## File : 21 Rajasthan

### # FILE\_ID: FILE-ID

**Information** [Type= discrete] [Format=character] [Missing=\*]

**Statistics [NW/ W]** [Valid=1530585 /-] [Invalid=0 /-]

Value	Label	Cases	Percentage
EC98AD		1530585	100.0%

*Warning: these figures indicate the number of cases found in the data file. They cannot be interpreted as summary statistics of the population of interest.*

### # ID\_NO: IDENTIFICATION NO (ID NO)

**Information** [Type= discrete] [Format=character] [Missing=\*]

**Statistics [NW/ W]** [Valid=1530585 /-] [Invalid=0 /-]

### # ST: STATE CODE

**Information** [Type= discrete] [Format=character] [Missing=\*]

**Statistics [NW/ W]** [Valid=1530585 /-] [Invalid=0 /-]

Value	Label	Cases	Percentage
21	Rajasthan	1530585	100.0%

*Warning: these figures indicate the number of cases found in the data file. They cannot be interpreted as summary statistics of the population of interest.*

### # DT: DISTRICT CODE

**Information** [Type= discrete] [Format=character] [Missing=\*]

**Statistics [NW/ W]** [Valid=1530585 /-] [Invalid=0 /-]

Value	Label	Cases	Percentage
01	GANGANAGAR	44655	2.9%
02	BIKANER	49178	3.2%
03	CHURU	46255	3.0%
04	JHUNJHUNUN	48686	3.2%
05	ALWAR	73748	4.8%
06	BHARATPUR	63638	4.2%
07	DHOLPUR	21845	1.4%
08	SAWAI MADHOPUR	33114	2.2%
09	JAIPUR	146074	9.5%
10	SIKAR	57542	3.8%
11	AJMER	79110	5.2%
12	TONK	39652	2.6%
13	JAISALMER	17001	1.1%
14	JODHPUR	73996	4.8%
15	NAGAUR	66548	4.3%
16	PALI	64618	4.2%
17	BARMER	37287	2.4%
18	JALOR	40637	2.7%
19	SIROHI	27094	1.8%
20	BHILWARA	77707	5.1%
21	UDAIPUR	60372	3.9%
22	CHITTAURGARH	59162	3.9%
23	DUNGARPUR	18550	1.2%
24	BANSWARA	24453	1.6%

## File : 21 Rajasthan

### # DT: DISTRICT CODE

Value	Label	Cases	Percentage
25	BUNDI	28546	1.9%
26	KOTA	50218	3.3%
27	JHALAWAR	31219	2.0%
28	DAUSA	34465	2.3%
29	BARAN	25462	1.7%
30	RAJSAMAND	28035	1.8%
31	HANUMANGARH	35188	2.3%
32	KARALI	26530	1.7%
33		0	

Warning: these figures indicate the number of cases found in the data file. They cannot be interpreted as summary statistics of the population of interest.

### # TEH: TEHSIL CODE

Information	[Type= discrete] [Format=character] [Missing=*]
-------------	---

Statistics [NW/ W]	[Valid=1530585 /-] [Invalid=0 /-]
--------------------	-----------------------------------

Value	Label	Cases	Percentage
000		417579	27.3%
001		195157	12.8%
002		162913	10.6%
003		165106	10.8%
004		131136	8.6%
005		130002	8.5%
006		104820	6.8%
007		70159	4.6%
008		39548	2.6%
009		42036	2.7%
010		28964	1.9%
011		19409	1.3%
012		8735	0.6%
013		7933	0.5%
016		6	0.0%
017		826	0.1%
019		235	0.0%
024		1105	0.1%
028		2381	0.2%
030		72	0.0%
031		61	0.0%
049		1941	0.1%
058		11	0.0%
066		334	0.0%
087		24	0.0%
602		92	0.0%

Warning: these figures indicate the number of cases found in the data file. They cannot be interpreted as summary statistics of the population of interest.

## File : 21 Rajsthan

### # CD\_BLOCK: CD BLOCK

**Information** [Type= discrete] [Format=character] [Missing=\*]

**Statistics [NW/ W]** [Valid=1530585 /-] [Invalid=0 /-]

Value	Label	Cases	Percentage
00		534163	34.9%
01		151520	9.9%
02		131815	8.6%
03		132675	8.7%
04		117158	7.7%
05		110966	7.2%
06		84943	5.5%
07		75565	4.9%
08		61692	4.0%
09		43985	2.9%
10		29639	1.9%
11		25609	1.7%
12		9131	0.6%
13		11175	0.7%
14		8883	0.6%
18		39	0.0%
40		45	0.0%
48		756	0.0%
90		826	0.1%

*Warning: these figures indicate the number of cases found in the data file. They cannot be interpreted as summary statistics of the population of interest.*

### # SECTOR: SECTOR CODE

**Information** [Type= discrete] [Format=character] [Missing=\*]

**Statistics [NW/ W]** [Valid=1530585 /-] [Invalid=0 /-]

Value	Label	Cases	Percentage
1	Rural	910625	59.5%
2	Urban	619960	40.5%

*Warning: these figures indicate the number of cases found in the data file. They cannot be interpreted as summary statistics of the population of interest.*

### # V\_C: VILLAGE CODE

**Information** [Type= discrete] [Format=character] [Missing=\*]

**Statistics [NW/ W]** [Valid=1530585 /-] [Invalid=0 /-]

Value	Label	Cases	Percentage
001		5591	0.4%
002		6168	0.4%
003		4762	0.3%
004		6698	0.4%
005		6286	0.4%
006		7203	0.5%
007		5776	0.4%
008		4750	0.3%

## File : 21 Rajsthan

### # V\_C: VILLAGE CODE

Value	Label	Cases	Percentage
009		6240	0.4%
010		7551	0.5%
011		5984	0.4%
012		6648	0.4%
013		7280	0.5%
014		6415	0.4%
015		6686	0.4%
016		6553	0.4%
017		74056	4.8%
018		39248	2.6%
019		28538	1.9%
020		6605	0.4%
021		5419	0.4%
022		5550	0.4%
023		5714	0.4%
024		6227	0.4%
025		5038	0.3%
026		33631	2.2%
027		11719	0.8%
028		47251	3.1%
029		29409	1.9%
030		5871	0.4%
031		6410	0.4%
032		5234	0.3%
033		6321	0.4%
034		4897	0.3%
035		5340	0.3%
036		4785	0.3%
037		9890	0.6%
038		30048	2.0%
039		26709	1.7%
040		5609	0.4%
041		5790	0.4%
042		7118	0.5%
043		4328	0.3%
044		4780	0.3%
045		5172	0.3%
046		5341	0.3%
047		6115	0.4%
048		34780	2.3%
049		31609	2.1%
050		5239	0.3%
051		4634	0.3%

## File : 21 Rajsthan

### # V\_C: VILLAGE CODE

Value	Label	Cases	Percentage
052		6375	0.4%
053		5219	0.3%
054		4597	0.3%
055		5905	0.4%
056		4503	0.3%
057		4887	0.3%
058		36451	2.4%
059		20066	1.3%
060		6572	0.4%
061		5593	0.4%
062		4658	0.3%
063		5948	0.4%
064		6312	0.4%
065		4202	0.3%
066		5423	0.4%
067		6494	0.4%
068		15593	1.0%
069		23829	1.6%
070		4431	0.3%
071		4651	0.3%
072		4813	0.3%
073		5067	0.3%
074		4873	0.3%
075		6560	0.4%
076		5436	0.4%
077		5749	0.4%
078		11355	0.7%
079		20224	1.3%
080		5480	0.4%
081		4033	0.3%
082		4742	0.3%
083		5576	0.4%
084		4698	0.3%
085		5991	0.4%
086		5087	0.3%
087		81067	5.3%
088		8983	0.6%
089		12730	0.8%
090		5243	0.3%
091		3939	0.3%
092		5844	0.4%
093		4643	0.3%
094		4848	0.3%

## File : 21 Rajsthan

### # V\_C: VILLAGE CODE

Value	Label	Cases	Percentage
095		4556	0.3%
096		4223	0.3%
097		8045	0.5%
098		18117	1.2%
099		11751	0.8%
1		147	0.0%
10		177	0.0%
100		4573	0.3%
101		4904	0.3%
102		4479	0.3%
103		3876	0.3%
104		3761	0.2%
105		3604	0.2%
106		4392	0.3%
107		4477	0.3%
108		8454	0.6%
109		8639	0.6%
11		442	0.0%
110		3886	0.3%
111		3642	0.2%
112		4548	0.3%
113		5615	0.4%
114		3523	0.2%
115		4244	0.3%
116		3178	0.2%
117		4286	0.3%
118		6512	0.4%
119		8440	0.6%
12		157	0.0%
120		4542	0.3%
121		3080	0.2%
122		4234	0.3%
123		3638	0.2%
124		4159	0.3%
125		2578	0.2%
126		3629	0.2%
127		3149	0.2%
128		3432	0.2%
129		3953	0.3%
13		990	0.1%
130		3086	0.2%
131		3015	0.2%
132		3407	0.2%



## File : 21 Rajsthan

### # V\_C: VILLAGE CODE

Value	Label	Cases	Percentage
133		2936	0.2%
134		2124	0.1%
135		2880	0.2%
136		2972	0.2%
137		3049	0.2%
138		4680	0.3%
139		4258	0.3%
14		224	0.0%
140		3004	0.2%
141		1826	0.1%
142		2523	0.2%
143		2299	0.2%
144		2767	0.2%
145		3183	0.2%
146		2078	0.1%
147		2444	0.2%
148		2238	0.1%
149		2001	0.1%
15		143	0.0%
150		3214	0.2%
151		2559	0.2%
152		2355	0.2%
153		2892	0.2%
154		2492	0.2%
155		2195	0.1%
156		2297	0.2%
157		2326	0.2%
158		1433	0.1%
159		2133	0.1%
16		238	0.0%
160		1990	0.1%
161		2338	0.2%
162		2095	0.1%
163		2945	0.2%
164		1764	0.1%
165		2226	0.1%
166		2459	0.2%
167		1535	0.1%
168		1893	0.1%
169		2055	0.1%
17		2269	0.1%
170		1761	0.1%
171		1914	0.1%

## File : 21 Rajsthan

### # V\_C: VILLAGE CODE

Value	Label	Cases	Percentage
172		1600	0.1%
173		1418	0.1%
174		1138	0.1%
175		1647	0.1%
176		1984	0.1%
177		1721	0.1%
178		1712	0.1%
179		1233	0.1%
18		1991	0.1%
180		1468	0.1%
181		3048	0.2%
182		1676	0.1%
183		1358	0.1%
184		1489	0.1%
185		1472	0.1%
186		1762	0.1%
187		1683	0.1%
188		2169	0.1%
189		1352	0.1%
19		16700	1.1%
190		967	0.1%
191		1057	0.1%
192		979	0.1%
193		1392	0.1%
194		1162	0.1%
195		896	0.1%
196		1073	0.1%
197		842	0.1%
198		1052	0.1%
199		703	0.0%
2		307	0.0%
20		268	0.0%
200		1707	0.1%
201		1434	0.1%
202		1395	0.1%
203		1003	0.1%
204		732	0.0%
205		606	0.0%
206		767	0.1%
207		605	0.0%
208		641	0.0%
209		1196	0.1%
21		441	0.0%

## File : 21 Rajsthan

### # V\_C: VILLAGE CODE

Value	Label	Cases	Percentage
210		1065	0.1%
211		876	0.1%
212		1179	0.1%
213		520	0.0%
214		1096	0.1%
215		1003	0.1%
216		414	0.0%
217		1939	0.1%
218		809	0.1%
219		848	0.1%
22		536	0.0%
220		662	0.0%
221		350	0.0%
222		625	0.0%
223		656	0.0%
224		477	0.0%
225		456	0.0%
226		485	0.0%
227		456	0.0%
228		340	0.0%
229		499	0.0%
23		368	0.0%
230		417	0.0%
231		499	0.0%
232		703	0.0%
233		383	0.0%
234		727	0.0%
235		220	0.0%
236		409	0.0%
237		203	0.0%
238		243	0.0%
239		604	0.0%
24		393	0.0%
240		431	0.0%
241		411	0.0%
242		716	0.0%
243		340	0.0%
244		225	0.0%
245		408	0.0%
246		409	0.0%
247		1285	0.1%
248		349	0.0%
249		499	0.0%

## File : 21 Rajsthan

### # V\_C: VILLAGE CODE

Value	Label	Cases	Percentage
25		852	0.1%
250		206	0.0%
251		405	0.0%
252		158	0.0%
253		200	0.0%
254		354	0.0%
255		572	0.0%
256		269	0.0%
257		248	0.0%
258		188	0.0%
259		263	0.0%
26		465	0.0%
260		211	0.0%
261		132	0.0%
262		326	0.0%
263		263	0.0%
264		206	0.0%
265		221	0.0%
266		192	0.0%
267		431	0.0%
268		128	0.0%
269		159	0.0%
27		499	0.0%
270		373	0.0%
271		223	0.0%
272		110	0.0%
273		303	0.0%
274		159	0.0%
275		569	0.0%
276		175	0.0%
277		272	0.0%
278		224	0.0%
279		251	0.0%
28		2573	0.2%
280		120	0.0%
281		170	0.0%
282		129	0.0%
283		158	0.0%
284		220	0.0%
285		208	0.0%
286		263	0.0%
287		372	0.0%
288		193	0.0%

## File : 21 Rajsthan

### # V\_C: VILLAGE CODE

Value	Label	Cases	Percentage
289		102	0.0%
29		4881	0.3%
290		416	0.0%
291		313	0.0%
292		391	0.0%
293		143	0.0%
294		152	0.0%
295		84	0.0%
296		133	0.0%
297		90	0.0%
298		118	0.0%
299		203	0.0%
3		288	0.0%
30		378	0.0%
300		310	0.0%
301		876	0.1%
302		79	0.0%
303		225	0.0%
304		125	0.0%
305		117	0.0%
306		51	0.0%
307		338	0.0%
308		185	0.0%
309		282	0.0%
31		317	0.0%
310		148	0.0%
311		83	0.0%
312		192	0.0%
313		162	0.0%
314		241	0.0%
315		104	0.0%
316		173	0.0%
317		96	0.0%
318		80	0.0%
319		98	0.0%
32		352	0.0%
320		48	0.0%
321		62	0.0%
322		14	0.0%
323		29	0.0%
324		15	0.0%
325		88	0.0%
326		63	0.0%

## File : 21 Rajsthan

### # V\_C: VILLAGE CODE

Value	Label	Cases	Percentage
327		57	0.0%
328		185	0.0%
329		65	0.0%
33		761	0.0%
330		129	0.0%
331		371	0.0%
332		51	0.0%
333		53	0.0%
334		92	0.0%
335		58	0.0%
336		41	0.0%
337		82	0.0%
338		71	0.0%
339		176	0.0%
34		230	0.0%
340		64	0.0%
341		229	0.0%
342		35	0.0%
343		8	0.0%
344		39	0.0%
345		46	0.0%
346		59	0.0%
347		198	0.0%
348		106	0.0%
349		123	0.0%
35		201	0.0%
350		157	0.0%
351		83	0.0%
352		25	0.0%
353		49	0.0%
354		64	0.0%
355		60	0.0%
356		50	0.0%
357		537	0.0%
358		66	0.0%
359		70	0.0%
36		496	0.0%
360		74	0.0%
361		66	0.0%
362		5	0.0%
363		28	0.0%
364		40	0.0%
365		59	0.0%

## File : 21 Rajsthan

### # V\_C: VILLAGE CODE

Value	Label	Cases	Percentage
366		23	0.0%
367		114	0.0%
368		57	0.0%
369		83	0.0%
37		7245	0.5%
370		66	0.0%
371		60	0.0%
372		62	0.0%
373		99	0.0%
374		46	0.0%
375		36	0.0%
376		64	0.0%
377		175	0.0%
378		122	0.0%
379		12	0.0%
38		1744	0.1%
380		187	0.0%
381		47	0.0%
382		69	0.0%
383		22	0.0%
384		15	0.0%
385		152	0.0%
386		12	0.0%
387		133	0.0%
388		24	0.0%
389		169	0.0%
39		7777	0.5%
390		18	0.0%
391		26	0.0%
392		23	0.0%
393		5	0.0%
394		8	0.0%
395		39	0.0%
396		4	0.0%
397		21	0.0%
398		4	0.0%
399		1	0.0%
4		124	0.0%
40		591	0.0%
400		83	0.0%
401		84	0.0%
402		16	0.0%
403		20	0.0%

## File : 21 Rajsthan

### # V\_C: VILLAGE CODE

Value	Label	Cases	Percentage
404		27	0.0%
405		11	0.0%
406		1	0.0%
407		12	0.0%
408		33	0.0%
409		100	0.0%
41		160	0.0%
410		38	0.0%
411		23	0.0%
412		22	0.0%
413		30	0.0%
414		44	0.0%
415		13	0.0%
416		136	0.0%
417		14	0.0%
418		68	0.0%
419		15	0.0%
42		415	0.0%
420		19	0.0%
421		34	0.0%
422		18	0.0%
423		26	0.0%
424		30	0.0%
425		17	0.0%
426		22	0.0%
428		15	0.0%
429		8	0.0%
43		277	0.0%
430		38	0.0%
432		30	0.0%
433		3	0.0%
434		16	0.0%
435		18	0.0%
436		24	0.0%
437		9	0.0%
438		44	0.0%
439		84	0.0%
44		344	0.0%
440		34	0.0%
441		8	0.0%
442		1	0.0%
443		32	0.0%
444		16	0.0%



## File : 21 Rajsthan

### # V\_C: VILLAGE CODE

Value	Label	Cases	Percentage
445		74	0.0%
446		7	0.0%
447		11	0.0%
448		24	0.0%
449		2	0.0%
45		382	0.0%
450		28	0.0%
451		21	0.0%
452		20	0.0%
453		203	0.0%
454		74	0.0%
455		24	0.0%
456		89	0.0%
457		48	0.0%
458		12	0.0%
459		128	0.0%
46		297	0.0%
460		37	0.0%
461		6	0.0%
462		3	0.0%
463		14	0.0%
464		7	0.0%
465		12	0.0%
466		948	0.1%
47		432	0.0%
48		2776	0.2%
49		6738	0.4%
5		483	0.0%
50		158	0.0%
51		342	0.0%
52		496	0.0%
53		390	0.0%
54		525	0.0%
55		256	0.0%
56		364	0.0%
57		571	0.0%
58		553	0.0%
59		6196	0.4%
6		147	0.0%
60		566	0.0%
61		220	0.0%
62		264	0.0%
63		302	0.0%

## File : 21 Rajsthan

### # V\_C: VILLAGE CODE

Value	Label	Cases	Percentage
64		388	0.0%
65		262	0.0%
66		435	0.0%
67		604	0.0%
68		672	0.0%
69		4257	0.3%
7		267	0.0%
70		372	0.0%
71		986	0.1%
72		245	0.0%
73		550	0.0%
74		412	0.0%
75		296	0.0%
76		637	0.0%
77		391	0.0%
78		250	0.0%
79		3658	0.2%
8		303	0.0%
80		262	0.0%
81		784	0.1%
82		806	0.1%
83		705	0.0%
84		202	0.0%
85		369	0.0%
86		1163	0.1%
87		517	0.0%
88		470	0.0%
89		3261	0.2%
9		896	0.1%
90		558	0.0%
91		556	0.0%
92		264	0.0%
93		258	0.0%
94		250	0.0%
95		201	0.0%
96		723	0.0%
97		130	0.0%
98		397	0.0%
99		2818	0.2%

Warning: these figures indicate the number of cases found in the data file. They cannot be interpreted as summary statistics of the population of interest.

### # WARD: WARD CODE

<b>Information</b>	[Type= discrete] [Format=character] [Missing=*]
<b>Statistics [NW/ W]</b>	[Valid=1530585 /-] [Invalid=0 /-]

## File : 21 Rajsthan

# WARD: WARD CODE

Value	Label	Cases	Percentage
000		1014133	66.3%
001		37534	2.5%
002		26871	1.8%
003		10398	0.7%
004		11310	0.7%
005		9469	0.6%
006		11417	0.7%
007		25284	1.7%
008		61291	4.0%
009		46872	3.1%
010		11304	0.7%
011		12299	0.8%
012		13003	0.8%
013		9291	0.6%
014		13665	0.9%
015		18371	1.2%
016		13931	0.9%
017		10145	0.7%
018		9052	0.6%
019		8040	0.5%
020		7988	0.5%
021		7095	0.5%
022		6089	0.4%
023		12552	0.8%
024		4826	0.3%
025		8153	0.5%
026		6431	0.4%
027		5293	0.3%
028		5845	0.4%
029		6698	0.4%
030		5029	0.3%
031		5924	0.4%
032		7117	0.5%
033		4903	0.3%
034		3426	0.2%
035		8049	0.5%
036		4489	0.3%
037		1878	0.1%
038		2359	0.2%
039		5345	0.3%
040		2091	0.1%
041		5076	0.3%
042		2838	0.2%

## File : 21 Rajsthan

# WARD: WARD CODE

Value	Label	Cases	Percentage
043		1757	0.1%
044		1649	0.1%
045		3103	0.2%
046		247	0.0%
047		1366	0.1%
048		665	0.0%
049		4312	0.3%
050		1038	0.1%
051		119	0.0%
052		46	0.0%
053		14	0.0%
054		10	0.0%
056		13	0.0%
057		10	0.0%
059		763	0.0%
060		15	0.0%
061		39	0.0%
062		1	0.0%
064		4	0.0%
065		12	0.0%
066		29	0.0%
068		65	0.0%
069		1	0.0%
070		363	0.0%
072		39	0.0%
073		808	0.1%
074		51	0.0%
075		75	0.0%
076		566	0.0%
084		19	0.0%
088		517	0.0%
092		39	0.0%
100		1383	0.1%
105		36	0.0%
109		4	0.0%
110		6	0.0%
112		13	0.0%
130		71	0.0%
143		63	0.0%
200		623	0.0%
213		11	0.0%
222		201	0.0%
250		97	0.0%

## File : 21 Rajsthan

### # WARD: WARD CODE

Value	Label	Cases	Percentage
300		416	0.0%
340		105	0.0%
400		475	0.0%
431		493	0.0%
500		936	0.1%
600		1657	0.1%
700		1182	0.1%
800		573	0.0%
860		545	0.0%
861		305	0.0%
862		15	0.0%
863		14	0.0%
865		99	0.0%
867		110	0.0%
868		27	0.0%
869		196	0.0%

Warning: these figures indicate the number of cases found in the data file. They cannot be interpreted as summary statistics of the population of interest.

### # IV\_UNIT: IV UNIT

<b>Information</b>	[Type= discrete] [Format=character] [Missing=*]
<b>Statistics [NW/ W]</b>	[Valid=1530585 /-] [Invalid=0 /-]

Value	Label	Cases	Percentage
000		907016	59.3%
001		189399	12.4%
002		86977	5.7%
003		37533	2.5%
004		23205	1.5%
005		15810	1.0%
006		10906	0.7%
007		16505	1.1%
008		11468	0.7%
009		5955	0.4%
010		6535	0.4%
011		5032	0.3%
012		4693	0.3%
013		3524	0.2%
014		4550	0.3%
015		3795	0.2%
016		5081	0.3%
017		5670	0.4%
018		3775	0.2%
019		4121	0.3%
020		5978	0.4%
021		4458	0.3%

## File : 21 Rajsthan

### # IV\_UNIT: IV UNIT

Value	Label	Cases	Percentage
022		5985	0.4%
023		4817	0.3%
024		6842	0.4%
025		4155	0.3%
026		4511	0.3%
027		3841	0.3%
028		2597	0.2%
029		2319	0.2%
030		1522	0.1%
031		2061	0.1%
032		1158	0.1%
033		2616	0.2%
034		550	0.0%
035		427	0.0%
036		782	0.1%
037		866	0.1%
038		656	0.0%
039		877	0.1%
040		968	0.1%
041		1032	0.1%
042		757	0.0%
043		257	0.0%
044		497	0.0%
045		720	0.0%
046		544	0.0%
047		802	0.1%
048		309	0.0%
049		822	0.1%
050		395	0.0%
051		236	0.0%
052		416	0.0%
053		454	0.0%
054		209	0.0%
055		350	0.0%
056		284	0.0%
057		588	0.0%
058		133	0.0%
059		783	0.1%
060		745	0.0%
061		684	0.0%
062		1199	0.1%
063		692	0.0%
064		1073	0.1%

## File : 21 Rajsthan

### # IV\_UNIT: IV UNIT

Value	Label	Cases	Percentage
065		511	0.0%
066		307	0.0%
067		545	0.0%
068		503	0.0%
069		609	0.0%
070		645	0.0%
071		592	0.0%
072		391	0.0%
073		768	0.1%
074		868	0.1%
075		462	0.0%
076		476	0.0%
077		755	0.0%
078		1083	0.1%
079		850	0.1%
080		817	0.1%
081		708	0.0%
082		469	0.0%
083		765	0.0%
084		309	0.0%
085		571	0.0%
086		264	0.0%
087		140	0.0%
088		629	0.0%
089		572	0.0%
090		250	0.0%
091		1054	0.1%
092		1421	0.1%
093		612	0.0%
094		896	0.1%
095		1599	0.1%
096		951	0.1%
097		1960	0.1%
098		2802	0.2%
099		1287	0.1%
1		42192	2.8%
10		833	0.1%
100		1663	0.1%
101		635	0.0%
102		454	0.0%
103		927	0.1%
104		965	0.1%
105		352	0.0%

## File : 21 Rajsthan

### # IV\_UNIT: IV UNIT

Value	Label	Cases	Percentage
106		416	0.0%
107		506	0.0%
108		800	0.1%
109		1409	0.1%
11		2234	0.1%
110		1563	0.1%
144		48	0.0%
2		9306	0.6%
220		164	0.0%
25		387	0.0%
3		5097	0.3%
4		3409	0.2%
5		2418	0.2%
6		1589	0.1%
7		919	0.1%
9		1341	0.1%

Warning: these figures indicate the number of cases found in the data file. They cannot be interpreted as summary statistics of the population of interest.

### # UFS\_BLOCK: UFS BLOCK

<b>Information</b>	[Type= discrete] [Format=character] [Missing=*]
<b>Statistics [NW/ W]</b>	[Valid=1530585 /-] [Invalid=0 /-]

Value	Label	Cases	Percentage
00		904382	59.1%
01		26142	1.7%
02		21449	1.4%
03		21824	1.4%
04		22035	1.4%
05		23227	1.5%
06		22873	1.5%
07		23359	1.5%
08		22623	1.5%
09		22953	1.5%
1		3500	0.2%
10		25920	1.7%
11		26238	1.7%
12		25018	1.6%
13		23413	1.5%
14		21888	1.4%
15		21645	1.4%
16		20503	1.3%
17		20807	1.4%
18		19479	1.3%
19		20020	1.3%
2		2819	0.2%



## File : 21 Rajsthan

### # UFS\_BLOCK: UFS BLOCK

Value	Label	Cases	Percentage
20		19727	1.3%
21		17466	1.1%
22		15627	1.0%
23		13767	0.9%
24		12844	0.8%
25		11432	0.7%
26		12532	0.8%
27		10464	0.7%
28		9505	0.6%
29		8117	0.5%
3		2617	0.2%
30		7486	0.5%
31		5824	0.4%
32		5093	0.3%
33		3509	0.2%
34		2998	0.2%
35		2481	0.2%
36		1736	0.1%
37		1583	0.1%
38		892	0.1%
39		891	0.1%
4		3130	0.2%
40		828	0.1%
41		468	0.0%
42		388	0.0%
43		142	0.0%
44		110	0.0%
45		124	0.0%
46		111	0.0%
47		67	0.0%
48		40	0.0%
49		177	0.0%
5		2811	0.2%
50		41	0.0%
51		106	0.0%
52		70	0.0%
53		91	0.0%
54		73	0.0%
55		40	0.0%
56		27	0.0%
57		17	0.0%
58		4	0.0%
59		35	0.0%

## File : 21 Rajsthan

### # UFS\_BLOCK: UFS BLOCK

Value	Label	Cases	Percentage
6		3488	0.2%
60		188	0.0%
61		39	0.0%
62		23	0.0%
63		47	0.0%
64		7	0.0%
65		14	0.0%
69		45	0.0%
7		2820	0.2%
70		6	0.0%
71		3	0.0%
74		23	0.0%
75		256	0.0%
76		36	0.0%
77		58	0.0%
78		25	0.0%
79		13	0.0%
8		2474	0.2%
80		113	0.0%
81		59	0.0%
82		43	0.0%
83		57	0.0%
84		134	0.0%
85		20	0.0%
86		14	0.0%
87		9	0.0%
88		25	0.0%
89		1	0.0%
9		2265	0.1%
90		8	0.0%
91		12	0.0%
92		80	0.0%
93		22	0.0%
94		432	0.0%
95		4	0.0%
96		32	0.0%
97		28	0.0%
98		42	0.0%
99		12	0.0%

Warning: these figures indicate the number of cases found in the data file. They cannot be interpreted as summary statistics of the population of interest.

### # P\_NO: PAGE NO

<b>Information</b>	[Type= discrete] [Format=character] [Missing=*]
<b>Statistics [NW/ W]</b>	[Valid=1530585 /-] [Invalid=0 /-]

## File : 21 Rajsthan

# P\_NO: PAGE NO

Value	Label	Cases	Percentage
001		289486	18.9%
002		197214	12.9%
003		154014	10.1%
004		122670	8.0%
005		99851	6.5%
006		81932	5.4%
007		67874	4.4%
008		56201	3.7%
009		47703	3.1%
010		40517	2.6%
011		34555	2.3%
012		29634	1.9%
013		25959	1.7%
014		22619	1.5%
015		20016	1.3%
016		17573	1.1%
017		15811	1.0%
018		13895	0.9%
019		12428	0.8%
020		11271	0.7%
021		10061	0.7%
022		9316	0.6%
023		8401	0.5%
024		7778	0.5%
025		7141	0.5%
026		6675	0.4%
027		6203	0.4%
028		5862	0.4%
029		5501	0.4%
030		5119	0.3%
031		4811	0.3%
032		4477	0.3%
033		4245	0.3%
034		3822	0.2%
035		3710	0.2%
036		3467	0.2%
037		3309	0.2%
038		3066	0.2%
039		2893	0.2%
040		2761	0.2%
041		2561	0.2%
042		2420	0.2%
043		2273	0.1%

**File : 21 Rajsthan**

# P\_NO: PAGE NO

Value	Label	Cases	Percentage
044		2168	0.1%
045		2124	0.1%
046		1958	0.1%
047		1862	0.1%
048		1777	0.1%
049		1690	0.1%
050		1608	0.1%
051		1537	0.1%
052		1471	0.1%
053		1453	0.1%
054		1317	0.1%
055		1271	0.1%
056		1234	0.1%
057		1147	0.1%
058		1164	0.1%
059		1044	0.1%
060		1050	0.1%
061		1033	0.1%
062		939	0.1%
063		933	0.1%
064		878	0.1%
065		869	0.1%
066		819	0.1%
067		774	0.1%
068		782	0.1%
069		747	0.0%
070		720	0.0%
071		720	0.0%
072		677	0.0%
073		653	0.0%
074		644	0.0%
075		607	0.0%
076		569	0.0%
077		542	0.0%
078		568	0.0%
079		535	0.0%
080		528	0.0%
081		501	0.0%
082		507	0.0%
083		453	0.0%
084		448	0.0%
085		440	0.0%
086		409	0.0%

**File : 21 Rajsthan**

# P\_NO: PAGE NO

Value	Label	Cases	Percentage
087		387	0.0%
088		400	0.0%
089		391	0.0%
090		356	0.0%
091		340	0.0%
092		327	0.0%
093		316	0.0%
094		316	0.0%
095		312	0.0%
096		254	0.0%
097		258	0.0%
098		273	0.0%
099		233	0.0%
100		235	0.0%
101		217	0.0%
102		186	0.0%
103		183	0.0%
104		183	0.0%
105		168	0.0%
106		181	0.0%
107		166	0.0%
108		170	0.0%
109		163	0.0%
110		150	0.0%
111		146	0.0%
112		141	0.0%
113		129	0.0%
114		132	0.0%
115		106	0.0%
116		116	0.0%
117		110	0.0%
118		108	0.0%
119		103	0.0%
120		97	0.0%
121		96	0.0%
122		89	0.0%
123		98	0.0%
124		91	0.0%
125		95	0.0%
126		87	0.0%
127		77	0.0%
128		71	0.0%
129		61	0.0%

**File : 21 Rajsthan**

# P\_NO: PAGE NO

Value	Label	Cases	Percentage
130		71	0.0%
131		49	0.0%
132		49	0.0%
133		42	0.0%
134		42	0.0%
135		42	0.0%
136		42	0.0%
137		40	0.0%
138		35	0.0%
139		35	0.0%
140		35	0.0%
141		35	0.0%
142		35	0.0%
143		35	0.0%
144		35	0.0%
145		35	0.0%
146		35	0.0%
147		35	0.0%
148		35	0.0%
149		35	0.0%
150		35	0.0%
151		29	0.0%
152		35	0.0%
153		35	0.0%
154		35	0.0%
155		35	0.0%
156		35	0.0%
157		35	0.0%
158		33	0.0%
159		28	0.0%
160		28	0.0%
161		28	0.0%
162		28	0.0%
163		28	0.0%
164		28	0.0%
165		28	0.0%
166		28	0.0%
167		21	0.0%
168		21	0.0%
169		21	0.0%
170		21	0.0%
171		21	0.0%
172		21	0.0%

**File : 21 Rajsthan**

# P\_NO: PAGE NO

Value	Label	Cases	Percentage
173		19	0.0%
174		21	0.0%
175		21	0.0%
176		21	0.0%
177		21	0.0%
178		16	0.0%
179		20	0.0%
180		21	0.0%
181		21	0.0%
182		21	0.0%
183		21	0.0%
184		21	0.0%
185		21	0.0%
186		20	0.0%
187		21	0.0%
188		21	0.0%
189		21	0.0%
190		18	0.0%
191		14	0.0%
192		14	0.0%
193		14	0.0%
194		14	0.0%
195		14	0.0%
196		14	0.0%
197		14	0.0%
198		14	0.0%
199		14	0.0%
200		14	0.0%
201		14	0.0%
202		14	0.0%
203		14	0.0%
204		14	0.0%
205		14	0.0%
206		14	0.0%
207		14	0.0%
208		14	0.0%
209		14	0.0%
210		14	0.0%
211		14	0.0%
212		14	0.0%
213		14	0.0%
214		14	0.0%
215		14	0.0%

## File : 21 Rajsthan

### # P\_NO: PAGE NO

Value	Label	Cases	Percentage
216		14	0.0%
217		7	0.0%
219		8	0.0%
294		1	0.0%
801		2	0.0%

Warning: these figures indicate the number of cases found in the data file. They cannot be interpreted as summary statistics of the population of interest.

### # LINE\_NO: LINE NUMBER

Information	[Type= discrete] [Format=character] [Missing=*]
Statistics [NW/ W]	[Valid=1530585 /-] [Invalid=0 /-]

### # PREM\_S: PREMISES STATUS

Information	[Type= discrete] [Format=character] [Missing=*]
Statistics [NW/ W]	[Valid=1530585 /-] [Invalid=0 /-]

Value	Label	Cases	Percentage
1	Without premises	323670	21.1%
2	With Premises	1206915	78.9%

Warning: these figures indicate the number of cases found in the data file. They cannot be interpreted as summary statistics of the population of interest.

### # SRL\_NO: RUNNING SERIAL NUMBER

Information	[Type= discrete] [Format=character] [Missing=*]
Statistics [NW/ W]	[Valid=1530585 /-] [Invalid=0 /-]

### # NIC: NIC

Information	[Type= discrete] [Format=character] [Missing=*]
Statistics [NW/ W]	[Valid=1530585 /-] [Invalid=0 /-]

Frequency table not shown (1338 Modalities)

### # AGRI\_NON\_AGRI: AGRILAND NON-AGRI.

Information	[Type= discrete] [Format=character] [Missing=*]
Statistics [NW/ W]	[Valid=1530585 /-] [Invalid=0 /-]

Value	Label	Cases	Percentage
1	Agriculture	201086	13.1%
2	Non-Agriculture	1329499	86.9%

Warning: these figures indicate the number of cases found in the data file. They cannot be interpreted as summary statistics of the population of interest.

### # NOP: NATURE OF OPERATION

Information	[Type= discrete] [Format=character] [Missing=*]
Statistics [NW/ W]	[Valid=1530585 /-] [Invalid=0 /-]

Value	Label	Cases	Percentage
1	Perennial	1432754	93.6%
2	Non-Perennial	97831	6.4%

Warning: these figures indicate the number of cases found in the data file. They cannot be interpreted as summary statistics of the population of interest.

### # OWN\_SHIP: OWNERSHIP CODE

Information	[Type= discrete] [Format=character] [Missing=*]
-------------	---



## File : 21 Rajsthan

### # OWN\_SHIP: OWNERSHIP CODE

Statistics [NW/ W] [Valid=1530585 /-] [Invalid=0 /-]

Value	Label	Cases	Percentage
1	Private Non-Profit Institutions	69293	4.5%
2	Private Others	1342071	87.7%
3	Co-operatives	11164	0.7%
4	Governments	108057	7.1%

Warning: these figures indicate the number of cases found in the data file. They cannot be interpreted as summary statistics of the population of interest.

### # SG: SOCIAL GROUP CODE

Information [Type= discrete] [Format=character] [Missing=\*]

Statistics [NW/ W] [Valid=1530585 /-] [Invalid=0 /-]

Value	Label	Cases	Percentage
1	ST Female	2924	0.2%
2	ST Male	53445	3.5%
3	SC Female	5306	0.3%
4	SC Male	104795	6.8%
5	OBC Female	10895	0.7%
6	OBC Male	436455	28.5%
7	Others Female	10804	0.7%
8	Others Male	717447	46.9%
9	Other than private enterprises	188514	12.3%

Warning: these figures indicate the number of cases found in the data file. They cannot be interpreted as summary statistics of the population of interest.

### # P\_F\_USED: POWER/FUEL USED

Information [Type= discrete] [Format=character] [Missing=\*]

Statistics [NW/ W] [Valid=1530585 /-] [Invalid=0 /-]

Value	Label	Cases	Percentage
0	Without power	1144906	74.8%
1	Electricity	162433	10.6%
2	Coal/soft coke	17615	1.2%
3	Patrol/Diesel	103633	6.8%
4	LPG/Natural Gas	6979	0.5%
5	Fire wood	21163	1.4%
6	Kerosene	26417	1.7%
7	Animal power	26997	1.8%
8	"Non-conventional energy (bio-gas, solar & wind energy)	1442	0.1%
9	Others	19000	1.2%

Warning: these figures indicate the number of cases found in the data file. They cannot be interpreted as summary statistics of the population of interest.

### # Y\_OPRA: YEAR OF OPERATION

Information [Type= discrete] [Format=character] [Missing=\*]

Statistics [NW/ W] [Valid=1530585 /-] [Invalid=0 /-]

Value	Label	Cases	Percentage
0	Less than 1 year	36414	2.4%
1	Completed 1 year	69772	4.6%

## File : 21 Rajsthan

### # Y\_OPRA: YEAR OF OPERATION

Value	Label	Cases	Percentage
2	Completed 2 years	121982	8.0%
3	Completed 3 years	114807	7.5%
4	Completed 4 years	107558	7.0%
5	Completed 5 years	171261	11.2%
6	Completed 6 years	82146	5.4%
7	Completed 7 years	53929	3.5%
8	Completed 8 years	62710	4.1%
9	Completed 9 years or more	710006	46.4%

Warning: these figures indicate the number of cases found in the data file. They cannot be interpreted as summary statistics of the population of interest.

### # REGISN: REGISTRATION CODE

**Information** [Type= discrete] [Format=character] [Missing=\*]

**Statistics [NW/ W]** [Valid=1530585 /-] [Invalid=0 /-]

Value	Label	Cases	Percentage
00		1510517	98.7%
11		4456	0.3%
12		459	0.0%
13		8	0.0%
14		3	0.0%
15		7	0.0%
16		31	0.0%
17		2	0.0%
18		6	0.0%
19		2	0.0%
22		11443	0.7%
23		33	0.0%
24		9	0.0%
25		10	0.0%
26		13	0.0%
27		2	0.0%
28		9	0.0%
29		4	0.0%
33		1558	0.1%
34		5	0.0%
35		1	0.0%
37		1	0.0%
38		1	0.0%
39		1	0.0%
44		757	0.0%
45		3	0.0%
46		1	0.0%
48		2	0.0%
55		451	0.0%
56		4	0.0%

## File : 21 Rajsthan

### # REGISN: REGISTRATION CODE

Value	Label	Cases	Percentage
57		1	0.0%
58		1	0.0%
59		1	0.0%
66		523	0.0%
67		2	0.0%
68		1	0.0%
77		18	0.0%
88		167	0.0%
99		72	0.0%

Warning: these figures indicate the number of cases found in the data file. They cannot be interpreted as summary statistics of the population of interest.

### # SOF: SOURCE OF FINANCE

<b>Information</b>	[Type= discrete] [Format=character] [Missing=*]
<b>Statistics [NW/ W]</b>	[Valid=1530585 /-] [Invalid=0 /-]

Value	Label	Cases	Percentage
1	Assistance under IRDP	12067	0.8%
2	Assistance under other poverty alleviation programs(TRYSEM/ DWCARA/toll kits)	5953	0.4%
3	Borrowing from institutions	44085	2.9%
4	Borrowing from non-instituions	16964	1.1%
5	Self financing	1218095	79.6%
6	Others	233421	15.3%

Warning: these figures indicate the number of cases found in the data file. They cannot be interpreted as summary statistics of the population of interest.

### # T\_ADULT\_M: TOTAL ADULT MALE

<b>Information</b>	[Type= discrete] [Format=character] [Missing=*]
<b>Statistics [NW/ W]</b>	[Valid=1530585 /-] [Invalid=0 /-]

Value	Label	Cases	Percentage
00000		39266	2.6%
00001		1029092	67.2%
00002		277525	18.1%
00003		73700	4.8%
00004		35941	2.3%
00005		19733	1.3%
00006		12400	0.8%
00007		7105	0.5%
00008		7479	0.5%
00009		2684	0.2%
00010		5088	0.3%
00011		1620	0.1%
00012		2335	0.2%
00013		1188	0.1%
00014		1153	0.1%
00015		2370	0.2%

## File : 21 Rajsthan

### # T\_ADULT\_M: TOTAL ADULT MALE

Value	Label	Cases	Percentage
00016		1068	0.1%
00017		666	0.0%
00018		855	0.1%
00019		365	0.0%
00020		1347	0.1%
00021		381	0.0%
00022		443	0.0%
00023		263	0.0%
00024		278	0.0%
00025		714	0.0%
00026		221	0.0%
00027		170	0.0%
00028		184	0.0%
00029		104	0.0%
00030		478	0.0%
00031		141	0.0%
00032		191	0.0%
00033		93	0.0%
00034		72	0.0%
00035		279	0.0%
00036		93	0.0%
00037		70	0.0%
00038		85	0.0%
00039		64	0.0%
00040		274	0.0%
00041		79	0.0%
00042		83	0.0%
00043		53	0.0%
00044		38	0.0%
00045		124	0.0%
00046		47	0.0%
00047		47	0.0%
00048		44	0.0%
00049		41	0.0%
00050		179	0.0%
00051		44	0.0%
00052		45	0.0%
00053		34	0.0%
00054		27	0.0%
00055		60	0.0%
00056		29	0.0%
00057		21	0.0%
00058		32	0.0%

## File : 21 Rajsthan

### # T\_ADULT\_M: TOTAL ADULT MALE

Value	Label	Cases	Percentage
00059		26	0.0%
00060		110	0.0%
00061		20	0.0%
00062		32	0.0%
00063		13	0.0%
00064		25	0.0%
00065		61	0.0%
00066		14	0.0%
00067		18	0.0%
00068		20	0.0%
00069		16	0.0%
00070		82	0.0%
00071		17	0.0%
00072		24	0.0%
00073		11	0.0%
00074		19	0.0%
00075		43	0.0%
00076		24	0.0%
00077		10	0.0%
00078		22	0.0%
00079		24	0.0%
00080		58	0.0%
00081		17	0.0%
00082		16	0.0%
00083		14	0.0%
00084		13	0.0%
00085		34	0.0%
00086		16	0.0%
00087		13	0.0%
00088		10	0.0%
00089		14	0.0%
00090		54	0.0%
00091		13	0.0%
00092		27	0.0%
00093		7	0.0%
00094		21	0.0%
00095		19	0.0%
00096		25	0.0%
00097		7	0.0%
00098		12	0.0%
00099		12	0.0%
00100		46	0.0%
00101		9	0.0%

**File : 21 Rajsthan****# T\_ADULT\_M: TOTAL ADULT MALE**

<b>Value</b>	<b>Label</b>	<b>Cases</b>	<b>Percentage</b>
00102		11	0.0%
00103		13	0.0%
00104		8	0.0%
00105		11	0.0%
00106		10	0.0%
00107		6	0.0%
00108		10	0.0%
00109		5	0.0%
00110		26	0.0%
00111		6	0.0%
00112		12	0.0%
00113		4	0.0%
00114		7	0.0%
00115		14	0.0%
00116		3	0.0%
00117		3	0.0%
00118		11	0.0%
00119		5	0.0%
00120		19	0.0%
00121		2	0.0%
00122		6	0.0%
00123		2	0.0%
00124		5	0.0%
00125		21	0.0%
00126		7	0.0%
00127		6	0.0%
00128		2	0.0%
00129		5	0.0%
00130		11	0.0%
00131		4	0.0%
00132		5	0.0%
00133		1	0.0%
00134		5	0.0%
00135		7	0.0%
00136		3	0.0%
00137		2	0.0%
00138		5	0.0%
00140		9	0.0%
00141		2	0.0%
00142		6	0.0%
00143		3	0.0%
00144		2	0.0%
00145		8	0.0%

**File : 21 Rajsthan****# T\_ADULT\_M: TOTAL ADULT MALE**

<b>Value</b>	<b>Label</b>	<b>Cases</b>	<b>Percentage</b>
00146		5	0.0%
00147		1	0.0%
00148		5	0.0%
00149		5	0.0%
00150		40	0.0%
00151		3	0.0%
00152		1	0.0%
00154		1	0.0%
00155		4	0.0%
00156		3	0.0%
00157		1	0.0%
00158		2	0.0%
00159		2	0.0%
00160		9	0.0%
00162		3	0.0%
00163		1	0.0%
00164		2	0.0%
00165		2	0.0%
00166		5	0.0%
00167		2	0.0%
00168		2	0.0%
00170		4	0.0%
00171		4	0.0%
00172		4	0.0%
00173		2	0.0%
00174		1	0.0%
00175		3	0.0%
00176		4	0.0%
00177		2	0.0%
00178		2	0.0%
00179		3	0.0%
00180		4	0.0%
00181		4	0.0%
00182		4	0.0%
00183		2	0.0%
00184		1	0.0%
00185		2	0.0%
00186		3	0.0%
00187		2	0.0%
00188		2	0.0%
00190		5	0.0%
00192		3	0.0%
00193		1	0.0%

## File : 21 Rajsthan

### # T\_ADULT\_M: TOTAL ADULT MALE

Value	Label	Cases	Percentage
00195		1	0.0%
00196		3	0.0%
00197		4	0.0%
00198		4	0.0%
00199		2	0.0%
00200		18	0.0%
00201		2	0.0%
00202		3	0.0%
00203		1	0.0%
00204		4	0.0%
00205		5	0.0%
00206		2	0.0%
00207		1	0.0%
00209		4	0.0%
00210		4	0.0%
00214		1	0.0%
00215		5	0.0%
00216		1	0.0%
00218		4	0.0%
00219		1	0.0%
00220		4	0.0%
00221		1	0.0%
00222		1	0.0%
00223		1	0.0%
00224		2	0.0%
00225		5	0.0%
00226		2	0.0%
00230		3	0.0%
00232		1	0.0%
00235		1	0.0%
00237		1	0.0%
00238		1	0.0%
00239		1	0.0%
00240		2	0.0%
00242		1	0.0%
00243		1	0.0%
00245		2	0.0%
00247		2	0.0%
00249		1	0.0%
00250		19	0.0%
00251		1	0.0%
00252		1	0.0%
00253		1	0.0%



**File : 21 Rajsthan****# T\_ADULT\_M: TOTAL ADULT MALE**

<b>Value</b>	<b>Label</b>	<b>Cases</b>	<b>Percentage</b>
00254		1	0.0%
00260		3	0.0%
00261		1	0.0%
00262		1	0.0%
00265		1	0.0%
00267		1	0.0%
00270		2	0.0%
00271		1	0.0%
00274		1	0.0%
00275		3	0.0%
00277		1	0.0%
00280		3	0.0%
00284		1	0.0%
00285		1	0.0%
00286		1	0.0%
00287		1	0.0%
00288		1	0.0%
00290		1	0.0%
00291		1	0.0%
00294		2	0.0%
00295		1	0.0%
00296		1	0.0%
00297		1	0.0%
00298		1	0.0%
00299		1	0.0%
00300		15	0.0%
00302		2	0.0%
00304		2	0.0%
00305		2	0.0%
00307		1	0.0%
00308		1	0.0%
00309		1	0.0%
00310		3	0.0%
00311		1	0.0%
00312		1	0.0%
00315		2	0.0%
00318		1	0.0%
00320		2	0.0%
00325		4	0.0%
00326		2	0.0%
00333		1	0.0%
00338		1	0.0%
00339		1	0.0%

**File : 21 Rajsthan****# T\_ADULT\_M: TOTAL ADULT MALE**

<b>Value</b>	<b>Label</b>	<b>Cases</b>	<b>Percentage</b>
00342		1	0.0%
00345		1	0.0%
00350		8	0.0%
00351		2	0.0%
00354		1	0.0%
00357		1	0.0%
00358		1	0.0%
00360		2	0.0%
00363		1	0.0%
00364		1	0.0%
00368		3	0.0%
00369		1	0.0%
00379		2	0.0%
00381		1	0.0%
00383		1	0.0%
00384		1	0.0%
00390		2	0.0%
00392		1	0.0%
00393		1	0.0%
00400		3	0.0%
00401		1	0.0%
00402		1	0.0%
00403		1	0.0%
00408		1	0.0%
00410		1	0.0%
00411		3	0.0%
00412		1	0.0%
00413		1	0.0%
00417		1	0.0%
00418		1	0.0%
00425		2	0.0%
00427		1	0.0%
00430		1	0.0%
00442		1	0.0%
00444		1	0.0%
00450		8	0.0%
00454		1	0.0%
00455		3	0.0%
00458		1	0.0%
00459		1	0.0%
00460		1	0.0%
00462		1	0.0%
00466		1	0.0%

**File : 21 Rajsthan****# T\_ADULT\_M: TOTAL ADULT MALE**

<b>Value</b>	<b>Label</b>	<b>Cases</b>	<b>Percentage</b>
00468		2	0.0%
00476		1	0.0%
00477		1	0.0%
00484		1	0.0%
00492		1	0.0%
00493		2	0.0%
00498		1	0.0%
00499		1	0.0%
00500		5	0.0%
00501		1	0.0%
00503		1	0.0%
00505		1	0.0%
00506		1	0.0%
00508		2	0.0%
00511		1	0.0%
00514		1	0.0%
00516		1	0.0%
00520		2	0.0%
00521		1	0.0%
00522		1	0.0%
00526		1	0.0%
00535		1	0.0%
00538		1	0.0%
00540		1	0.0%
00547		1	0.0%
00550		1	0.0%
00552		1	0.0%
00553		1	0.0%
00554		2	0.0%
00560		2	0.0%
00561		1	0.0%
00563		1	0.0%
00564		1	0.0%
00565		1	0.0%
00566		1	0.0%
00570		1	0.0%
00580		1	0.0%
00585		1	0.0%
00589		1	0.0%
00600		5	0.0%
00604		1	0.0%
00611		1	0.0%
00626		1	0.0%

**File : 21 Rajsthan****# T\_ADULT\_M: TOTAL ADULT MALE**

<b>Value</b>	<b>Label</b>	<b>Cases</b>	<b>Percentage</b>
00628		3	0.0%
00655		1	0.0%
00673		1	0.0%
00680		1	0.0%
00681		1	0.0%
00690		1	0.0%
00700		1	0.0%
00725		2	0.0%
00733		1	0.0%
00736		1	0.0%
00743		1	0.0%
00746		1	0.0%
00750		2	0.0%
00770		1	0.0%
00826		1	0.0%
00832		1	0.0%
00878		1	0.0%
00880		1	0.0%
00890		1	0.0%
00894		1	0.0%
00900		2	0.0%
00902		1	0.0%
00914		1	0.0%
00925		1	0.0%
00935		1	0.0%
00947		1	0.0%
00957		2	0.0%
00975		1	0.0%
00980		1	0.0%
00988		1	0.0%
01000		1	0.0%
01005		1	0.0%
01056		1	0.0%
01075		1	0.0%
01079		1	0.0%
01100		3	0.0%
01137		1	0.0%
01200		1	0.0%
01219		1	0.0%
01250		1	0.0%
01261		1	0.0%
01264		1	0.0%
01268		1	0.0%

## File : 21 Rajsthan

### # T\_ADULT\_M: TOTAL ADULT MALE

Value	Label	Cases	Percentage
01275		1	0.0%
01295		1	0.0%
01430		1	0.0%
01484		1	0.0%
01520		1	0.0%
01522		1	0.0%
01589		1	0.0%
01595		1	0.0%
01606		1	0.0%
01639		1	0.0%
01680		1	0.0%
01760		1	0.0%
01810		1	0.0%
01885		1	0.0%
02000		2	0.0%
02142		1	0.0%
02155		1	0.0%
02190		1	0.0%
02201		1	0.0%
02245		1	0.0%
02330		1	0.0%
02461		1	0.0%
02470		1	0.0%
02500		2	0.0%
02592		1	0.0%
02800		1	0.0%
02975		1	0.0%
03016		1	0.0%
03088		1	0.0%
03151		1	0.0%
03292		1	0.0%
03300		1	0.0%
03357		1	0.0%
03600		1	0.0%
03716		1	0.0%
06400		1	0.0%
07130		1	0.0%

Warning: these figures indicate the number of cases found in the data file. They cannot be interpreted as summary statistics of the population of interest.

### # T\_ADULT\_F: TOTAL ADULT FEMALE

<b>Information</b>	[Type= discrete] [Format=character] [Missing=*]		
<b>Statistics [NW/ W]</b>	[Valid=1530585 /-] [Invalid=0 /-]		
Value	Label	Cases	Percentage
00000		1300402	85.0%

## File : 21 Rajsthan

### # T\_ADULT\_F: TOTAL ADULT FEMALE

Value	Label	Cases	Percentage
00001		180105	11.8%
00002		29751	1.9%
00003		7337	0.5%
00004		3898	0.3%
00005		2543	0.2%
00006		1391	0.1%
00007		854	0.1%
00008		802	0.1%
00009		320	0.0%
00010		764	0.0%
00011		166	0.0%
00012		271	0.0%
00013		139	0.0%
00014		116	0.0%
00015		295	0.0%
00016		96	0.0%
00017		68	0.0%
00018		110	0.0%
00019		51	0.0%
00020		226	0.0%
00021		37	0.0%
00022		52	0.0%
00023		26	0.0%
00024		29	0.0%
00025		88	0.0%
00026		23	0.0%
00027		21	0.0%
00028		21	0.0%
00029		16	0.0%
00030		96	0.0%
00031		13	0.0%
00032		34	0.0%
00033		11	0.0%
00034		9	0.0%
00035		26	0.0%
00036		13	0.0%
00037		11	0.0%
00038		3	0.0%
00039		5	0.0%
00040		47	0.0%
00041		9	0.0%
00042		9	0.0%
00043		8	0.0%

## File : 21 Rajsthan

### # T\_ADULT\_F: TOTAL ADULT FEMALE

Value	Label	Cases	Percentage
00044		2	0.0%
00045		13	0.0%
00046		1	0.0%
00047		2	0.0%
00048		4	0.0%
00049		4	0.0%
00050		52	0.0%
00051		4	0.0%
00052		5	0.0%
00053		4	0.0%
00055		7	0.0%
00056		2	0.0%
00057		4	0.0%
00058		1	0.0%
00060		12	0.0%
00061		1	0.0%
00062		1	0.0%
00063		3	0.0%
00064		1	0.0%
00065		3	0.0%
00066		2	0.0%
00067		2	0.0%
00068		3	0.0%
00070		15	0.0%
00071		1	0.0%
00073		1	0.0%
00074		2	0.0%
00075		5	0.0%
00076		3	0.0%
00077		3	0.0%
00078		3	0.0%
00079		2	0.0%
00080		7	0.0%
00082		2	0.0%
00084		1	0.0%
00085		2	0.0%
00088		3	0.0%
00089		1	0.0%
00090		4	0.0%
00091		1	0.0%
00093		3	0.0%
00095		1	0.0%
00098		1	0.0%

**File : 21 Rajsthan****# T\_ADULT\_F: TOTAL ADULT FEMALE**

<b>Value</b>	<b>Label</b>	<b>Cases</b>	<b>Percentage</b>
00099		2	0.0%
00100		12	0.0%
00105		1	0.0%
00106		1	0.0%
00109		1	0.0%
00110		2	0.0%
00116		2	0.0%
00117		1	0.0%
00119		1	0.0%
00120		3	0.0%
00123		2	0.0%
00125		4	0.0%
00127		1	0.0%
00130		3	0.0%
00135		1	0.0%
00136		1	0.0%
00143		1	0.0%
00150		6	0.0%
00151		1	0.0%
00155		1	0.0%
00160		1	0.0%
00167		1	0.0%
00168		1	0.0%
00175		1	0.0%
00177		1	0.0%
00200		2	0.0%
00201		1	0.0%
00212		1	0.0%
00225		1	0.0%
00227		1	0.0%
00237		1	0.0%
00245		1	0.0%
00250		2	0.0%
00256		1	0.0%
00260		1	0.0%
00269		1	0.0%
00298		1	0.0%
00300		1	0.0%
00327		1	0.0%
00343		1	0.0%
00400		1	0.0%
00410		1	0.0%
00430		1	0.0%



## File : 21 Rajsthan

### # T\_ADULT\_F: TOTAL ADULT FEMALE

Value	Label	Cases	Percentage
00438		1	0.0%
00500		1	0.0%
00565		1	0.0%
00594		1	0.0%
00640		1	0.0%
00679		1	0.0%
00945		1	0.0%

*Warning: these figures indicate the number of cases found in the data file. They cannot be interpreted as summary statistics of the population of interest.*

### # T\_CHILD\_M: TOTAL CHIELD MALE

<b>Information</b>	[Type= discrete] [Format=character] [Missing=*]
<b>Statistics [NW/ W]</b>	[Valid=1530585 /-] [Invalid=0 /-]

Value	Label	Cases	Percentage
00000		1484792	97.0%
00001		37724	2.5%
00002		6185	0.4%
00003		1022	0.1%
00004		501	0.0%
00005		173	0.0%
00006		62	0.0%
00007		38	0.0%
00008		25	0.0%
00009		3	0.0%
00010		24	0.0%
00011		1	0.0%
00012		3	0.0%
00013		2	0.0%
00015		10	0.0%
00017		3	0.0%
00019		1	0.0%
00020		4	0.0%
00025		1	0.0%
00030		4	0.0%
00035		1	0.0%
00040		2	0.0%
00050		1	0.0%
00060		1	0.0%
00065		1	0.0%
00070		1	0.0%

*Warning: these figures indicate the number of cases found in the data file. They cannot be interpreted as summary statistics of the population of interest.*

### # T\_CHILD\_F: TOTAL CHIELD FEMALE

<b>Information</b>	[Type= discrete] [Format=character] [Missing=*]
<b>Statistics [NW/ W]</b>	[Valid=1530585 /-] [Invalid=0 /-]

## File : 21 Rajsthan

### # T\_CHILD\_F: TOTAL CHIELD FEMALE

Value	Label	Cases	Percentage
00000		1517729	99.2%
00001		10326	0.7%
00002		1820	0.1%
00003		368	0.0%
00004		148	0.0%
00005		81	0.0%
00006		33	0.0%
00007		26	0.0%
00008		12	0.0%
00009		2	0.0%
00010		12	0.0%
00011		1	0.0%
00012		4	0.0%
00013		1	0.0%
00015		9	0.0%
00017		1	0.0%
00020		9	0.0%
00025		1	0.0%
00030		1	0.0%
00080		1	0.0%

Warning: these figures indicate the number of cases found in the data file. They cannot be interpreted as summary statistics of the population of interest.

### # TOT: TOTAL OF TOTAL

**Information** [Type= discrete] [Format=character] [Missing=\*]

**Statistics [NW/ W]** [Valid=1530585 /-] [Invalid=0 /-]

Value	Label	Cases	Percentage
00001		904036	59.1%
00002		384756	25.1%
00003		98735	6.5%
00004		47878	3.1%
00005		24592	1.6%
00006		16241	1.1%
00007		9453	0.6%
00008		9119	0.6%
00009		4066	0.3%
00010		5826	0.4%
00011		2349	0.2%
00012		2853	0.2%
00013		1639	0.1%
00014		1485	0.1%
00015		2616	0.2%
00016		1379	0.1%
00017		970	0.1%

**File : 21 Rajsthan****# TOT: TOTAL OF TOTAL**

<b>Value</b>	<b>Label</b>	<b>Cases</b>	<b>Percentage</b>
00018		1067	0.1%
00019		572	0.0%
00020		1446	0.1%
00021		529	0.0%
00022		620	0.0%
00023		369	0.0%
00024		326	0.0%
00025		836	0.1%
00026		319	0.0%
00027		238	0.0%
00028		243	0.0%
00029		133	0.0%
00030		546	0.0%
00031		166	0.0%
00032		222	0.0%
00033		137	0.0%
00034		114	0.0%
00035		325	0.0%
00036		125	0.0%
00037		95	0.0%
00038		103	0.0%
00039		74	0.0%
00040		302	0.0%
00041		92	0.0%
00042		104	0.0%
00043		67	0.0%
00044		51	0.0%
00045		175	0.0%
00046		74	0.0%
00047		65	0.0%
00048		61	0.0%
00049		49	0.0%
00050		215	0.0%
00051		49	0.0%
00052		62	0.0%
00053		44	0.0%
00054		33	0.0%
00055		81	0.0%
00056		41	0.0%
00057		31	0.0%
00058		45	0.0%
00059		27	0.0%
00060		136	0.0%

**File : 21 Rajsthan****# TOT: TOTAL OF TOTAL**

<b>Value</b>	<b>Label</b>	<b>Cases</b>	<b>Percentage</b>
00061		33	0.0%
00062		42	0.0%
00063		25	0.0%
00064		30	0.0%
00065		60	0.0%
00066		27	0.0%
00067		24	0.0%
00068		23	0.0%
00069		20	0.0%
00070		84	0.0%
00071		29	0.0%
00072		20	0.0%
00073		17	0.0%
00074		27	0.0%
00075		44	0.0%
00076		30	0.0%
00077		12	0.0%
00078		23	0.0%
00079		15	0.0%
00080		68	0.0%
00081		17	0.0%
00082		15	0.0%
00083		14	0.0%
00084		19	0.0%
00085		39	0.0%
00086		15	0.0%
00087		16	0.0%
00088		18	0.0%
00089		23	0.0%
00090		66	0.0%
00091		13	0.0%
00092		22	0.0%
00093		16	0.0%
00094		18	0.0%
00095		26	0.0%
00096		31	0.0%
00097		6	0.0%
00098		19	0.0%
00099		10	0.0%
00100		50	0.0%
00101		19	0.0%
00102		22	0.0%
00103		11	0.0%

**File : 21 Rajsthan****# TOT: TOTAL OF TOTAL**

<b>Value</b>	<b>Label</b>	<b>Cases</b>	<b>Percentage</b>
00104		8	0.0%
00105		12	0.0%
00106		9	0.0%
00107		12	0.0%
00108		13	0.0%
00109		6	0.0%
00110		25	0.0%
00111		6	0.0%
00112		12	0.0%
00113		11	0.0%
00114		13	0.0%
00115		13	0.0%
00116		3	0.0%
00117		5	0.0%
00118		6	0.0%
00119		8	0.0%
00120		16	0.0%
00121		7	0.0%
00122		4	0.0%
00123		8	0.0%
00124		4	0.0%
00125		25	0.0%
00126		5	0.0%
00127		4	0.0%
00128		9	0.0%
00129		6	0.0%
00130		9	0.0%
00131		3	0.0%
00132		9	0.0%
00133		3	0.0%
00134		12	0.0%
00135		11	0.0%
00136		3	0.0%
00137		7	0.0%
00138		5	0.0%
00139		3	0.0%
00140		14	0.0%
00141		2	0.0%
00142		6	0.0%
00143		3	0.0%
00144		2	0.0%
00145		7	0.0%
00146		3	0.0%

**File : 21 Rajsthan****# TOT: TOTAL OF TOTAL**

<b>Value</b>	<b>Label</b>	<b>Cases</b>	<b>Percentage</b>
00147		2	0.0%
00148		7	0.0%
00149		5	0.0%
00150		60	0.0%
00151		6	0.0%
00152		4	0.0%
00153		3	0.0%
00154		2	0.0%
00155		4	0.0%
00156		4	0.0%
00157		2	0.0%
00158		5	0.0%
00160		10	0.0%
00161		3	0.0%
00162		3	0.0%
00163		3	0.0%
00165		5	0.0%
00166		2	0.0%
00167		4	0.0%
00168		2	0.0%
00169		2	0.0%
00170		6	0.0%
00171		2	0.0%
00173		4	0.0%
00174		2	0.0%
00175		6	0.0%
00176		4	0.0%
00177		4	0.0%
00178		1	0.0%
00179		1	0.0%
00180		5	0.0%
00181		2	0.0%
00182		1	0.0%
00183		1	0.0%
00184		4	0.0%
00185		5	0.0%
00186		5	0.0%
00187		2	0.0%
00188		1	0.0%
00189		2	0.0%
00190		3	0.0%
00191		1	0.0%
00192		1	0.0%

**File : 21 Rajsthan****# TOT: TOTAL OF TOTAL**

<b>Value</b>	<b>Label</b>	<b>Cases</b>	<b>Percentage</b>
00194		2	0.0%
00195		3	0.0%
00197		1	0.0%
00198		3	0.0%
00200		17	0.0%
00201		2	0.0%
00202		3	0.0%
00203		2	0.0%
00204		3	0.0%
00205		4	0.0%
00206		2	0.0%
00207		3	0.0%
00209		2	0.0%
00210		5	0.0%
00212		1	0.0%
00213		3	0.0%
00215		4	0.0%
00216		2	0.0%
00218		3	0.0%
00220		2	0.0%
00221		3	0.0%
00222		1	0.0%
00223		4	0.0%
00224		3	0.0%
00225		7	0.0%
00226		1	0.0%
00228		1	0.0%
00230		2	0.0%
00231		2	0.0%
00232		2	0.0%
00233		1	0.0%
00235		3	0.0%
00238		1	0.0%
00239		1	0.0%
00240		2	0.0%
00242		2	0.0%
00243		1	0.0%
00245		3	0.0%
00246		1	0.0%
00248		3	0.0%
00249		1	0.0%
00250		14	0.0%
00252		5	0.0%

**File : 21 Rajsthan****# TOT: TOTAL OF TOTAL**

<b>Value</b>	<b>Label</b>	<b>Cases</b>	<b>Percentage</b>
00253		1	0.0%
00254		3	0.0%
00255		1	0.0%
00260		6	0.0%
00261		3	0.0%
00262		1	0.0%
00263		1	0.0%
00265		1	0.0%
00266		1	0.0%
00270		2	0.0%
00272		1	0.0%
00274		1	0.0%
00275		1	0.0%
00279		1	0.0%
00280		5	0.0%
00282		1	0.0%
00284		1	0.0%
00285		1	0.0%
00287		1	0.0%
00288		1	0.0%
00290		4	0.0%
00292		1	0.0%
00293		1	0.0%
00294		1	0.0%
00296		1	0.0%
00300		16	0.0%
00301		3	0.0%
00302		2	0.0%
00304		3	0.0%
00305		3	0.0%
00307		3	0.0%
00308		3	0.0%
00310		1	0.0%
00311		2	0.0%
00312		1	0.0%
00315		4	0.0%
00320		3	0.0%
00322		1	0.0%
00325		2	0.0%
00326		3	0.0%
00327		1	0.0%
00329		1	0.0%
00331		1	0.0%



**File : 21 Rajsthan****# TOT: TOTAL OF TOTAL**

<b>Value</b>	<b>Label</b>	<b>Cases</b>	<b>Percentage</b>
00332		1	0.0%
00337		1	0.0%
00340		1	0.0%
00342		3	0.0%
00345		1	0.0%
00348		1	0.0%
00350		10	0.0%
00353		1	0.0%
00356		1	0.0%
00360		2	0.0%
00363		2	0.0%
00368		1	0.0%
00369		1	0.0%
00370		1	0.0%
00371		1	0.0%
00373		1	0.0%
00375		1	0.0%
00378		1	0.0%
00380		2	0.0%
00384		1	0.0%
00386		2	0.0%
00389		1	0.0%
00390		3	0.0%
00392		1	0.0%
00394		1	0.0%
00397		1	0.0%
00400		1	0.0%
00401		1	0.0%
00402		1	0.0%
00404		1	0.0%
00407		1	0.0%
00408		2	0.0%
00410		1	0.0%
00411		2	0.0%
00412		1	0.0%
00413		2	0.0%
00418		2	0.0%
00419		1	0.0%
00420		1	0.0%
00425		2	0.0%
00433		1	0.0%
00436		1	0.0%
00444		1	0.0%

**File : 21 Rajsthan****# TOT: TOTAL OF TOTAL**

<b>Value</b>	<b>Label</b>	<b>Cases</b>	<b>Percentage</b>
00448		1	0.0%
00450		6	0.0%
00452		1	0.0%
00455		3	0.0%
00456		1	0.0%
00458		1	0.0%
00459		1	0.0%
00466		1	0.0%
00468		2	0.0%
00474		1	0.0%
00476		1	0.0%
00477		1	0.0%
00480		1	0.0%
00482		1	0.0%
00485		1	0.0%
00487		1	0.0%
00488		1	0.0%
00490		1	0.0%
00492		1	0.0%
00493		1	0.0%
00495		1	0.0%
00496		1	0.0%
00499		1	0.0%
00500		4	0.0%
00501		1	0.0%
00505		1	0.0%
00506		1	0.0%
00510		3	0.0%
00514		1	0.0%
00524		1	0.0%
00526		2	0.0%
00527		1	0.0%
00528		2	0.0%
00530		1	0.0%
00535		1	0.0%
00537		1	0.0%
00539		1	0.0%
00540		2	0.0%
00550		1	0.0%
00554		1	0.0%
00556		1	0.0%
00559		1	0.0%
00563		1	0.0%

**File : 21 Rajsthan****# TOT: TOTAL OF TOTAL**

<b>Value</b>	<b>Label</b>	<b>Cases</b>	<b>Percentage</b>
00564		2	0.0%
00565		2	0.0%
00570		3	0.0%
00577		1	0.0%
00580		1	0.0%
00589		1	0.0%
00590		1	0.0%
00600		5	0.0%
00601		1	0.0%
00615		1	0.0%
00619		1	0.0%
00627		1	0.0%
00628		1	0.0%
00631		2	0.0%
00634		2	0.0%
00640		1	0.0%
00650		1	0.0%
00659		1	0.0%
00660		1	0.0%
00679		1	0.0%
00688		1	0.0%
00695		1	0.0%
00700		1	0.0%
00716		1	0.0%
00725		2	0.0%
00742		1	0.0%
00746		1	0.0%
00750		3	0.0%
00754		1	0.0%
00763		1	0.0%
00770		1	0.0%
00780		1	0.0%
00795		1	0.0%
00828		1	0.0%
00851		1	0.0%
00860		1	0.0%
00878		1	0.0%
00880		1	0.0%
00890		1	0.0%
00900		2	0.0%
00909		1	0.0%
00925		1	0.0%
00959		1	0.0%

**File : 21 Rajsthan****# TOT: TOTAL OF TOTAL**

<b>Value</b>	<b>Label</b>	<b>Cases</b>	<b>Percentage</b>
00960		1	0.0%
00964		1	0.0%
00990		1	0.0%
01005		1	0.0%
01006		1	0.0%
01012		1	0.0%
01020		1	0.0%
01028		1	0.0%
01084		1	0.0%
01091		1	0.0%
01095		1	0.0%
01100		3	0.0%
01119		1	0.0%
01158		1	0.0%
01183		1	0.0%
01200		1	0.0%
01232		1	0.0%
01250		1	0.0%
01275		1	0.0%
01286		1	0.0%
01295		1	0.0%
01309		1	0.0%
01326		1	0.0%
01472		1	0.0%
01499		1	0.0%
01500		2	0.0%
01553		1	0.0%
01565		1	0.0%
01597		1	0.0%
01600		1	0.0%
01616		1	0.0%
01680		1	0.0%
01748		1	0.0%
01750		1	0.0%
01810		1	0.0%
01885		1	0.0%
02020		1	0.0%
02100		1	0.0%
02149		1	0.0%
02165		1	0.0%
02200		1	0.0%
02250		1	0.0%
02251		1	0.0%

## File : 21 Rajsthan

### # TOT: TOTAL OF TOTAL

Value	Label	Cases	Percentage
02300		1	0.0%
02330		1	0.0%
02461		1	0.0%
02499		1	0.0%
02510		1	0.0%
02540		1	0.0%
02685		1	0.0%
02800		1	0.0%
03000		1	0.0%
03088		1	0.0%
03242		1	0.0%
03369		1	0.0%
03459		1	0.0%
03621		1	0.0%
03720		1	0.0%
03800		1	0.0%
03961		1	0.0%
06420		1	0.0%
07809		1	0.0%

Warning: these figures indicate the number of cases found in the data file. They cannot be interpreted as summary statistics of the population of interest.

### # H\_ADULT\_M: HIRED ADULT MALE

<b>Information</b>	[Type= discrete] [Format=character] [Missing=*]
<b>Statistics [NW/ W]</b>	[Valid=1530585 /-] [Invalid=0 /-]

Value	Label	Cases	Percentage
00000		1161840	75.9%
00001		190037	12.4%
00002		75993	5.0%
00003		29551	1.9%
00004		17688	1.2%
00005		11419	0.7%
00006		8356	0.5%
00007		5539	0.4%
00008		5514	0.4%
00009		2617	0.2%
00010		3889	0.3%
00011		1288	0.1%
00012		1712	0.1%
00013		1123	0.1%
00014		1115	0.1%
00015		2012	0.1%
00016		807	0.1%
00017		627	0.0%
00018		834	0.1%

## File : 21 Rajsthan

### # H\_ADULT\_M: HIRED ADULT MALE

Value	Label	Cases	Percentage
00019		439	0.0%
00020		1162	0.1%
00021		277	0.0%
00022		355	0.0%
00023		268	0.0%
00024		305	0.0%
00025		602	0.0%
00026		185	0.0%
00027		151	0.0%
00028		188	0.0%
00029		120	0.0%
00030		444	0.0%
00031		109	0.0%
00032		149	0.0%
00033		88	0.0%
00034		85	0.0%
00035		250	0.0%
00036		78	0.0%
00037		64	0.0%
00038		99	0.0%
00039		85	0.0%
00040		248	0.0%
00041		65	0.0%
00042		65	0.0%
00043		62	0.0%
00044		40	0.0%
00045		100	0.0%
00046		40	0.0%
00047		51	0.0%
00048		60	0.0%
00049		50	0.0%
00050		167	0.0%
00051		25	0.0%
00052		34	0.0%
00053		33	0.0%
00054		23	0.0%
00055		51	0.0%
00056		30	0.0%
00057		24	0.0%
00058		38	0.0%
00059		30	0.0%
00060		98	0.0%
00061		21	0.0%

**File : 21 Rajsthan****# H\_ADULT\_M: HIRED ADULT MALE**

<b>Value</b>	<b>Label</b>	<b>Cases</b>	<b>Percentage</b>
00062		29	0.0%
00063		15	0.0%
00064		22	0.0%
00065		58	0.0%
00066		14	0.0%
00067		19	0.0%
00068		25	0.0%
00069		14	0.0%
00070		73	0.0%
00071		16	0.0%
00072		23	0.0%
00073		10	0.0%
00074		19	0.0%
00075		42	0.0%
00076		19	0.0%
00077		11	0.0%
00078		30	0.0%
00079		18	0.0%
00080		51	0.0%
00081		11	0.0%
00082		25	0.0%
00083		15	0.0%
00084		15	0.0%
00085		18	0.0%
00086		18	0.0%
00087		12	0.0%
00088		28	0.0%
00089		7	0.0%
00090		52	0.0%
00091		15	0.0%
00092		34	0.0%
00093		7	0.0%
00094		12	0.0%
00095		14	0.0%
00096		8	0.0%
00097		12	0.0%
00098		11	0.0%
00099		11	0.0%
00100		48	0.0%
00101		7	0.0%
00102		8	0.0%
00103		12	0.0%
00104		8	0.0%

**File : 21 Rajsthan****# H\_ADULT\_M: HIRED ADULT MALE**

<b>Value</b>	<b>Label</b>	<b>Cases</b>	<b>Percentage</b>
00105		16	0.0%
00106		10	0.0%
00107		10	0.0%
00108		12	0.0%
00109		6	0.0%
00110		22	0.0%
00111		9	0.0%
00112		8	0.0%
00113		4	0.0%
00114		4	0.0%
00115		15	0.0%
00116		3	0.0%
00117		6	0.0%
00118		12	0.0%
00119		6	0.0%
00120		12	0.0%
00121		2	0.0%
00122		6	0.0%
00123		2	0.0%
00124		5	0.0%
00125		18	0.0%
00126		6	0.0%
00127		5	0.0%
00128		2	0.0%
00129		5	0.0%
00130		11	0.0%
00131		3	0.0%
00132		3	0.0%
00133		1	0.0%
00134		4	0.0%
00135		9	0.0%
00136		4	0.0%
00137		1	0.0%
00138		5	0.0%
00140		12	0.0%
00141		2	0.0%
00142		3	0.0%
00143		2	0.0%
00144		2	0.0%
00145		8	0.0%
00146		5	0.0%
00147		1	0.0%
00148		8	0.0%



## File : 21 Rajsthan

### # H\_ADULT\_M: HIRED ADULT MALE

Value	Label	Cases	Percentage
00149		7	0.0%
00150		36	0.0%
00151		2	0.0%
00154		1	0.0%
00155		3	0.0%
00156		3	0.0%
00157		1	0.0%
00158		3	0.0%
00159		2	0.0%
00160		8	0.0%
00162		3	0.0%
00163		1	0.0%
00164		2	0.0%
00165		1	0.0%
00166		5	0.0%
00167		2	0.0%
00168		2	0.0%
00169		1	0.0%
00170		3	0.0%
00171		4	0.0%
00172		4	0.0%
00173		2	0.0%
00174		2	0.0%
00175		4	0.0%
00176		3	0.0%
00177		2	0.0%
00178		2	0.0%
00179		3	0.0%
00180		5	0.0%
00181		3	0.0%
00182		4	0.0%
00183		2	0.0%
00184		2	0.0%
00185		4	0.0%
00186		1	0.0%
00187		1	0.0%
00188		2	0.0%
00190		5	0.0%
00192		3	0.0%
00193		1	0.0%
00195		2	0.0%
00196		4	0.0%
00197		4	0.0%

**File : 21 Rajsthan****# H\_ADULT\_M: HIRED ADULT MALE**

<b>Value</b>	<b>Label</b>	<b>Cases</b>	<b>Percentage</b>
00198		6	0.0%
00199		1	0.0%
00200		17	0.0%
00201		1	0.0%
00202		3	0.0%
00203		1	0.0%
00204		4	0.0%
00205		6	0.0%
00206		1	0.0%
00207		1	0.0%
00208		2	0.0%
00209		4	0.0%
00210		5	0.0%
00214		2	0.0%
00215		2	0.0%
00216		1	0.0%
00218		4	0.0%
00219		1	0.0%
00220		5	0.0%
00221		1	0.0%
00222		2	0.0%
00223		1	0.0%
00224		1	0.0%
00225		4	0.0%
00226		2	0.0%
00230		3	0.0%
00232		1	0.0%
00235		1	0.0%
00237		1	0.0%
00238		1	0.0%
00239		1	0.0%
00240		2	0.0%
00242		1	0.0%
00243		1	0.0%
00245		3	0.0%
00247		1	0.0%
00250		20	0.0%
00252		2	0.0%
00253		1	0.0%
00260		2	0.0%
00261		1	0.0%
00262		1	0.0%
00265		1	0.0%

## File : 21 Rajsthan

### # H\_ADULT\_M: HIRED ADULT MALE

Value	Label	Cases	Percentage
00267		1	0.0%
00270		2	0.0%
00271		1	0.0%
00274		1	0.0%
00275		4	0.0%
00277		1	0.0%
00280		2	0.0%
00284		1	0.0%
00285		1	0.0%
00286		1	0.0%
00287		1	0.0%
00288		1	0.0%
00290		1	0.0%
00291		1	0.0%
00294		2	0.0%
00295		1	0.0%
00296		1	0.0%
00297		1	0.0%
00298		1	0.0%
00299		2	0.0%
00300		15	0.0%
00302		2	0.0%
00304		1	0.0%
00305		2	0.0%
00307		1	0.0%
00309		1	0.0%
00310		3	0.0%
00311		1	0.0%
00312		1	0.0%
00315		2	0.0%
00318		1	0.0%
00320		2	0.0%
00325		4	0.0%
00326		2	0.0%
00333		1	0.0%
00338		1	0.0%
00339		1	0.0%
00342		1	0.0%
00345		1	0.0%
00347		1	0.0%
00350		9	0.0%
00351		1	0.0%
00354		1	0.0%

## File : 21 Rajsthan

### # H\_ADULT\_M: HIRED ADULT MALE

Value	Label	Cases	Percentage
00357		1	0.0%
00359		1	0.0%
00360		1	0.0%
00363		1	0.0%
00364		1	0.0%
00368		3	0.0%
00369		1	0.0%
00379		2	0.0%
00381		1	0.0%
00383		1	0.0%
00384		1	0.0%
00390		2	0.0%
00392		1	0.0%
00393		1	0.0%
00400		5	0.0%
00402		1	0.0%
00403		1	0.0%
00408		1	0.0%
00410		1	0.0%
00411		2	0.0%
00412		1	0.0%
00413		1	0.0%
00417		1	0.0%
00418		1	0.0%
00425		2	0.0%
00427		1	0.0%
00430		1	0.0%
00442		1	0.0%
00444		1	0.0%
00450		8	0.0%
00453		1	0.0%
00454		1	0.0%
00455		3	0.0%
00458		1	0.0%
00460		1	0.0%
00462		1	0.0%
00466		1	0.0%
00468		2	0.0%
00476		1	0.0%
00477		1	0.0%
00484		1	0.0%
00490		1	0.0%
00493		2	0.0%

**File : 21 Rajsthan****# H\_ADULT\_M: HIRED ADULT MALE**

<b>Value</b>	<b>Label</b>	<b>Cases</b>	<b>Percentage</b>
00498		1	0.0%
00499		1	0.0%
00500		4	0.0%
00501		1	0.0%
00503		1	0.0%
00505		1	0.0%
00506		1	0.0%
00508		2	0.0%
00510		1	0.0%
00511		1	0.0%
00516		1	0.0%
00520		2	0.0%
00521		1	0.0%
00522		1	0.0%
00526		1	0.0%
00535		1	0.0%
00538		1	0.0%
00540		1	0.0%
00547		1	0.0%
00550		1	0.0%
00552		1	0.0%
00553		1	0.0%
00554		2	0.0%
00560		2	0.0%
00561		1	0.0%
00563		1	0.0%
00564		1	0.0%
00565		1	0.0%
00566		1	0.0%
00570		1	0.0%
00580		1	0.0%
00585		1	0.0%
00589		1	0.0%
00600		5	0.0%
00604		1	0.0%
00611		1	0.0%
00626		1	0.0%
00628		3	0.0%
00652		1	0.0%
00673		1	0.0%
00680		1	0.0%
00681		1	0.0%
00690		1	0.0%

**File : 21 Rajsthan****# H\_ADULT\_M: HIRED ADULT MALE**

<b>Value</b>	<b>Label</b>	<b>Cases</b>	<b>Percentage</b>
00700		1	0.0%
00725		2	0.0%
00733		1	0.0%
00734		1	0.0%
00740		2	0.0%
00743		1	0.0%
00746		1	0.0%
00770		1	0.0%
00832		1	0.0%
00878		1	0.0%
00880		1	0.0%
00885		1	0.0%
00894		1	0.0%
00900		2	0.0%
00902		1	0.0%
00914		1	0.0%
00925		1	0.0%
00935		1	0.0%
00945		1	0.0%
00957		2	0.0%
00975		1	0.0%
00977		1	0.0%
00988		1	0.0%
00999		1	0.0%
01005		1	0.0%
01056		1	0.0%
01075		1	0.0%
01079		1	0.0%
01100		3	0.0%
01137		1	0.0%
01200		1	0.0%
01219		1	0.0%
01250		1	0.0%
01261		1	0.0%
01264		1	0.0%
01268		1	0.0%
01275		1	0.0%
01295		1	0.0%
01306		1	0.0%
01430		1	0.0%
01484		1	0.0%
01520		1	0.0%
01522		1	0.0%

## File : 21 Rajsthan

### # H\_ADULT\_M: HIRED ADULT MALE

Value	Label	Cases	Percentage
01589		1	0.0%
01595		1	0.0%
01639		1	0.0%
01680		1	0.0%
01760		1	0.0%
01800		1	0.0%
01885		1	0.0%
02000		2	0.0%
02142		1	0.0%
02154		1	0.0%
02190		1	0.0%
02201		1	0.0%
02245		1	0.0%
02330		1	0.0%
02461		1	0.0%
02470		1	0.0%
02500		2	0.0%
02592		1	0.0%
02800		1	0.0%
02975		1	0.0%
03016		1	0.0%
03088		1	0.0%
03151		1	0.0%
03292		1	0.0%
03300		1	0.0%
03357		1	0.0%
03600		1	0.0%
03716		1	0.0%
06400		1	0.0%
07130		1	0.0%

Warning: these figures indicate the number of cases found in the data file. They cannot be interpreted as summary statistics of the population of interest.

### # H\_ADULT\_F: HIRED ADULT FEMALE

<b>Information</b>	[Type= discrete] [Format=character] [Missing=*]		
<b>Statistics [NW/ W]</b>	[Valid=1530585 /-] [Invalid=0 /-]		
Value	Label	Cases	Percentage
00000		1473057	96.2%
00001		26714	1.7%
00002		14811	1.0%
00003		4801	0.3%
00004		3070	0.2%
00005		2190	0.1%
00006		1147	0.1%
00007		773	0.1%

## File : 21 Rajsthan

### # H\_ADULT\_F: HIRED ADULT FEMALE

Value	Label	Cases	Percentage
00008		714	0.0%
00009		306	0.0%
00010		690	0.0%
00011		154	0.0%
00012		253	0.0%
00013		137	0.0%
00014		109	0.0%
00015		289	0.0%
00016		92	0.0%
00017		63	0.0%
00018		102	0.0%
00019		47	0.0%
00020		224	0.0%
00021		32	0.0%
00022		46	0.0%
00023		23	0.0%
00024		29	0.0%
00025		81	0.0%
00026		22	0.0%
00027		21	0.0%
00028		22	0.0%
00029		16	0.0%
00030		96	0.0%
00031		9	0.0%
00032		29	0.0%
00033		11	0.0%
00034		9	0.0%
00035		26	0.0%
00036		13	0.0%
00037		11	0.0%
00038		3	0.0%
00039		6	0.0%
00040		44	0.0%
00041		8	0.0%
00042		8	0.0%
00043		8	0.0%
00044		2	0.0%
00045		12	0.0%
00046		1	0.0%
00047		2	0.0%
00048		4	0.0%
00049		4	0.0%
00050		50	0.0%



**File : 21 Rajsthan****# H\_ADULT\_F: HIRED ADULT FEMALE**

<b>Value</b>	<b>Label</b>	<b>Cases</b>	<b>Percentage</b>
00051		4	0.0%
00052		5	0.0%
00053		4	0.0%
00055		7	0.0%
00056		2	0.0%
00057		4	0.0%
00058		1	0.0%
00060		12	0.0%
00061		1	0.0%
00062		1	0.0%
00063		3	0.0%
00064		1	0.0%
00065		3	0.0%
00066		2	0.0%
00067		2	0.0%
00068		3	0.0%
00070		15	0.0%
00071		1	0.0%
00073		1	0.0%
00074		2	0.0%
00075		6	0.0%
00076		3	0.0%
00077		3	0.0%
00078		3	0.0%
00079		2	0.0%
00080		6	0.0%
00082		2	0.0%
00084		1	0.0%
00085		2	0.0%
00088		2	0.0%
00089		1	0.0%
00090		4	0.0%
00091		1	0.0%
00093		3	0.0%
00095		1	0.0%
00098		1	0.0%
00099		2	0.0%
00100		12	0.0%
00105		1	0.0%
00106		1	0.0%
00109		1	0.0%
00110		2	0.0%
00116		2	0.0%

**File : 21 Rajsthan****# H\_ADULT\_F: HIRED ADULT FEMALE**

<b>Value</b>	<b>Label</b>	<b>Cases</b>	<b>Percentage</b>
00117		1	0.0%
00119		1	0.0%
00120		3	0.0%
00123		2	0.0%
00125		4	0.0%
00127		1	0.0%
00130		3	0.0%
00135		1	0.0%
00136		1	0.0%
00143		1	0.0%
00150		6	0.0%
00151		1	0.0%
00155		1	0.0%
00160		1	0.0%
00167		1	0.0%
00168		1	0.0%
00175		1	0.0%
00177		1	0.0%
00200		2	0.0%
00201		1	0.0%
00212		1	0.0%
00225		2	0.0%
00237		1	0.0%
00245		1	0.0%
00250		2	0.0%
00256		1	0.0%
00260		1	0.0%
00269		1	0.0%
00298		1	0.0%
00300		1	0.0%
00327		1	0.0%
00343		1	0.0%
00400		1	0.0%
00410		1	0.0%
00430		1	0.0%
00438		1	0.0%
00500		1	0.0%
00565		1	0.0%
00594		1	0.0%
00640		1	0.0%
00679		1	0.0%
00945		1	0.0%

*Warning: these figures indicate the number of cases found in the data file. They cannot be interpreted as summary statistics of the population of interest.*

## File : 21 Rajsthan

### # H\_CHILD\_M: HIRED CHIELD MALE

**Information** [Type= discrete] [Format=character] [Missing=\*]

**Statistics [NW/ W]** [Valid=1530585 /-] [Invalid=0 /-]

Value	Label	Cases	Percentage
00000		1521355	99.4%
00001		6586	0.4%
00002		1753	0.1%
00003		399	0.0%
00004		263	0.0%
00005		105	0.0%
00006		38	0.0%
00007		20	0.0%
00008		19	0.0%
00010		22	0.0%
00011		1	0.0%
00012		2	0.0%
00013		1	0.0%
00015		7	0.0%
00017		1	0.0%
00019		1	0.0%
00020		4	0.0%
00030		3	0.0%
00035		1	0.0%
00040		2	0.0%
00060		1	0.0%
00065		1	0.0%

*Warning: these figures indicate the number of cases found in the data file. They cannot be interpreted as summary statistics of the population of interest.*

### # H\_CHILD\_F: HIRED CHIELD FEMALE

**Information** [Type= discrete] [Format=character] [Missing=\*]

**Statistics [NW/ W]** [Valid=1530585 /-] [Invalid=0 /-]

Value	Label	Cases	Percentage
00000		1529676	99.9%
00001		462	0.0%
00002		194	0.0%
00003		73	0.0%
00004		50	0.0%
00005		48	0.0%
00006		20	0.0%
00007		17	0.0%
00008		10	0.0%
00010		11	0.0%
00012		4	0.0%
00013		1	0.0%
00015		8	0.0%

## File : 21 Rajsthan

### # H\_CHILD\_F: HIRED CHIELD FEMALE

Value	Label	Cases	Percentage
00017		1	0.0%
00019		1	0.0%
00020		6	0.0%
00025		1	0.0%
00030		1	0.0%
00080		1	0.0%

Warning: these figures indicate the number of cases found in the data file. They cannot be interpreted as summary statistics of the population of interest.

### # T\_HIRED: TOTAL OF HIRED

**Information** [Type= discrete] [Format=character] [Missing=\*]

**Statistics [NW/ W]** [Valid=1530585 /-] [Invalid=0 /-]

Value	Label	Cases	Percentage
00000		1140809	74.5%
00001		189769	12.4%
00002		84126	5.5%
00003		31258	2.0%
00004		19266	1.3%
00005		12374	0.8%
00006		9618	0.6%
00007		6703	0.4%
00008		6411	0.4%
00009		3445	0.2%
00010		4379	0.3%
00011		1819	0.1%
00012		2087	0.1%
00013		1453	0.1%
00014		1407	0.1%
00015		2185	0.1%
00016		1045	0.1%
00017		873	0.1%
00018		1008	0.1%
00019		581	0.0%
00020		1250	0.1%
00021		404	0.0%
00022		485	0.0%
00023		381	0.0%
00024		344	0.0%
00025		689	0.0%
00026		269	0.0%
00027		212	0.0%
00028		247	0.0%
00029		156	0.0%
00030		507	0.0%
00031		131	0.0%

## File : 21 Rajsthan

### # T\_HIRED: TOTAL OF HIRED

Value	Label	Cases	Percentage
00032		172	0.0%
00033		128	0.0%
00034		127	0.0%
00035		308	0.0%
00036		100	0.0%
00037		80	0.0%
00038		108	0.0%
00039		92	0.0%
00040		258	0.0%
00041		77	0.0%
00042		93	0.0%
00043		78	0.0%
00044		59	0.0%
00045		147	0.0%
00046		60	0.0%
00047		62	0.0%
00048		74	0.0%
00049		69	0.0%
00050		202	0.0%
00051		34	0.0%
00052		38	0.0%
00053		39	0.0%
00054		31	0.0%
00055		74	0.0%
00056		37	0.0%
00057		33	0.0%
00058		55	0.0%
00059		31	0.0%
00060		126	0.0%
00061		27	0.0%
00062		39	0.0%
00063		24	0.0%
00064		28	0.0%
00065		54	0.0%
00066		27	0.0%
00067		22	0.0%
00068		27	0.0%
00069		17	0.0%
00070		77	0.0%
00071		25	0.0%
00072		22	0.0%
00073		17	0.0%
00074		25	0.0%

## File : 21 Rajsthan

### # T\_HIRED: TOTAL OF HIRED

Value	Label	Cases	Percentage
00075		43	0.0%
00076		24	0.0%
00077		14	0.0%
00078		34	0.0%
00079		8	0.0%
00080		60	0.0%
00081		13	0.0%
00082		21	0.0%
00083		14	0.0%
00084		20	0.0%
00085		36	0.0%
00086		11	0.0%
00087		14	0.0%
00088		30	0.0%
00089		19	0.0%
00090		61	0.0%
00091		15	0.0%
00092		29	0.0%
00093		18	0.0%
00094		11	0.0%
00095		23	0.0%
00096		11	0.0%
00097		8	0.0%
00098		17	0.0%
00099		10	0.0%
00100		62	0.0%
00101		12	0.0%
00102		15	0.0%
00103		9	0.0%
00104		8	0.0%
00105		16	0.0%
00106		10	0.0%
00107		12	0.0%
00108		15	0.0%
00109		7	0.0%
00110		25	0.0%
00111		8	0.0%
00112		10	0.0%
00113		9	0.0%
00114		8	0.0%
00115		16	0.0%
00116		4	0.0%
00117		6	0.0%

**File : 21 Rajsthan****# T\_HIRED: TOTAL OF HIRED**

<b>Value</b>	<b>Label</b>	<b>Cases</b>	<b>Percentage</b>
00118		9	0.0%
00119		9	0.0%
00120		8	0.0%
00121		6	0.0%
00122		4	0.0%
00123		8	0.0%
00124		5	0.0%
00125		20	0.0%
00126		4	0.0%
00127		6	0.0%
00128		6	0.0%
00129		6	0.0%
00130		10	0.0%
00131		3	0.0%
00132		6	0.0%
00133		3	0.0%
00134		11	0.0%
00135		13	0.0%
00136		4	0.0%
00137		6	0.0%
00138		5	0.0%
00139		2	0.0%
00140		15	0.0%
00141		1	0.0%
00142		4	0.0%
00143		3	0.0%
00144		2	0.0%
00145		9	0.0%
00146		3	0.0%
00147		2	0.0%
00148		11	0.0%
00149		7	0.0%
00150		54	0.0%
00151		3	0.0%
00152		4	0.0%
00153		3	0.0%
00154		2	0.0%
00155		3	0.0%
00156		2	0.0%
00157		3	0.0%
00158		5	0.0%
00160		10	0.0%
00161		3	0.0%

## File : 21 Rajsthan

### # T\_HIRED: TOTAL OF HIRED

Value	Label	Cases	Percentage
00162		4	0.0%
00163		3	0.0%
00165		4	0.0%
00166		2	0.0%
00167		4	0.0%
00168		2	0.0%
00169		2	0.0%
00170		6	0.0%
00171		2	0.0%
00173		6	0.0%
00174		2	0.0%
00175		4	0.0%
00176		4	0.0%
00177		5	0.0%
00178		1	0.0%
00179		1	0.0%
00180		3	0.0%
00181		2	0.0%
00182		1	0.0%
00183		1	0.0%
00184		5	0.0%
00185		4	0.0%
00186		4	0.0%
00187		3	0.0%
00188		1	0.0%
00189		1	0.0%
00190		3	0.0%
00191		1	0.0%
00192		1	0.0%
00194		2	0.0%
00195		5	0.0%
00196		1	0.0%
00197		1	0.0%
00198		4	0.0%
00199		2	0.0%
00200		14	0.0%
00201		1	0.0%
00202		2	0.0%
00203		2	0.0%
00204		3	0.0%
00205		4	0.0%
00206		2	0.0%
00207		3	0.0%



**File : 21 Rajsthan****# T\_HIRED: TOTAL OF HIRED**

<b>Value</b>	<b>Label</b>	<b>Cases</b>	<b>Percentage</b>
00209		3	0.0%
00210		7	0.0%
00212		1	0.0%
00213		3	0.0%
00215		3	0.0%
00216		2	0.0%
00217		1	0.0%
00218		3	0.0%
00220		1	0.0%
00221		3	0.0%
00222		1	0.0%
00223		4	0.0%
00224		3	0.0%
00225		7	0.0%
00226		1	0.0%
00227		1	0.0%
00228		1	0.0%
00230		3	0.0%
00231		1	0.0%
00232		1	0.0%
00233		1	0.0%
00235		3	0.0%
00238		1	0.0%
00239		1	0.0%
00240		4	0.0%
00242		1	0.0%
00243		1	0.0%
00245		2	0.0%
00246		1	0.0%
00248		3	0.0%
00250		16	0.0%
00251		1	0.0%
00252		4	0.0%
00253		1	0.0%
00254		2	0.0%
00255		2	0.0%
00259		1	0.0%
00260		4	0.0%
00261		3	0.0%
00263		1	0.0%
00265		2	0.0%
00266		1	0.0%
00268		1	0.0%

**File : 21 Rajsthan****# T\_HIRED: TOTAL OF HIRED**

<b>Value</b>	<b>Label</b>	<b>Cases</b>	<b>Percentage</b>
00270		1	0.0%
00272		1	0.0%
00274		1	0.0%
00275		2	0.0%
00279		1	0.0%
00280		3	0.0%
00282		1	0.0%
00284		1	0.0%
00285		2	0.0%
00287		1	0.0%
00290		3	0.0%
00292		1	0.0%
00293		1	0.0%
00294		1	0.0%
00296		1	0.0%
00299		2	0.0%
00300		17	0.0%
00301		1	0.0%
00302		2	0.0%
00304		2	0.0%
00305		3	0.0%
00306		1	0.0%
00307		2	0.0%
00308		2	0.0%
00310		2	0.0%
00311		1	0.0%
00312		1	0.0%
00313		1	0.0%
00315		3	0.0%
00320		3	0.0%
00322		1	0.0%
00325		3	0.0%
00326		2	0.0%
00327		1	0.0%
00329		1	0.0%
00331		1	0.0%
00332		1	0.0%
00337		1	0.0%
00340		1	0.0%
00342		3	0.0%
00345		1	0.0%
00347		1	0.0%
00348		1	0.0%

## File : 21 Rajsthan

### # T\_HIRED: TOTAL OF HIRED

Value	Label	Cases	Percentage
00350		9	0.0%
00353		1	0.0%
00356		1	0.0%
00360		2	0.0%
00363		2	0.0%
00368		1	0.0%
00369		1	0.0%
00370		1	0.0%
00371		1	0.0%
00373		1	0.0%
00375		1	0.0%
00378		1	0.0%
00380		2	0.0%
00384		1	0.0%
00386		2	0.0%
00389		2	0.0%
00390		3	0.0%
00394		1	0.0%
00397		1	0.0%
00400		3	0.0%
00402		1	0.0%
00404		1	0.0%
00407		1	0.0%
00408		1	0.0%
00410		3	0.0%
00411		1	0.0%
00412		1	0.0%
00413		2	0.0%
00418		2	0.0%
00419		1	0.0%
00425		2	0.0%
00433		1	0.0%
00436		1	0.0%
00444		1	0.0%
00448		1	0.0%
00450		6	0.0%
00452		1	0.0%
00453		1	0.0%
00455		3	0.0%
00456		1	0.0%
00458		1	0.0%
00466		1	0.0%
00468		2	0.0%

## File : 21 Rajsthan

### # T\_HIRED: TOTAL OF HIRED

Value	Label	Cases	Percentage
00474		1	0.0%
00476		1	0.0%
00477		1	0.0%
00480		1	0.0%
00482		1	0.0%
00485		1	0.0%
00487		1	0.0%
00488		1	0.0%
00490		2	0.0%
00493		1	0.0%
00495		1	0.0%
00496		1	0.0%
00499		1	0.0%
00500		3	0.0%
00501		1	0.0%
00505		1	0.0%
00506		1	0.0%
00510		4	0.0%
00524		1	0.0%
00526		2	0.0%
00527		1	0.0%
00528		2	0.0%
00530		1	0.0%
00535		1	0.0%
00537		1	0.0%
00539		1	0.0%
00540		2	0.0%
00550		1	0.0%
00554		1	0.0%
00556		1	0.0%
00559		1	0.0%
00563		1	0.0%
00564		2	0.0%
00565		2	0.0%
00570		3	0.0%
00577		1	0.0%
00580		1	0.0%
00589		1	0.0%
00590		1	0.0%
00600		6	0.0%
00615		1	0.0%
00619		1	0.0%
00627		1	0.0%

## File : 21 Rajsthan

### # T\_HIRED: TOTAL OF HIRED

Value	Label	Cases	Percentage
00628		1	0.0%
00631		2	0.0%
00634		2	0.0%
00640		1	0.0%
00650		1	0.0%
00657		1	0.0%
00659		1	0.0%
00679		1	0.0%
00688		1	0.0%
00695		1	0.0%
00700		1	0.0%
00716		1	0.0%
00725		2	0.0%
00734		1	0.0%
00740		2	0.0%
00742		1	0.0%
00746		1	0.0%
00750		1	0.0%
00754		1	0.0%
00770		1	0.0%
00780		1	0.0%
00795		1	0.0%
00851		1	0.0%
00860		1	0.0%
00878		1	0.0%
00880		1	0.0%
00885		1	0.0%
00900		2	0.0%
00909		1	0.0%
00925		1	0.0%
00957		1	0.0%
00960		1	0.0%
00964		1	0.0%
00990		1	0.0%
01005		2	0.0%
01012		1	0.0%
01020		1	0.0%
01025		1	0.0%
01084		1	0.0%
01091		1	0.0%
01095		1	0.0%
01100		3	0.0%
01119		1	0.0%

**File : 21 Rajsthan****# T\_HIRED: TOTAL OF HIRED**

<b>Value</b>	<b>Label</b>	<b>Cases</b>	<b>Percentage</b>
01158		1	0.0%
01183		1	0.0%
01200		1	0.0%
01232		1	0.0%
01250		1	0.0%
01275		1	0.0%
01286		1	0.0%
01295		1	0.0%
01307		1	0.0%
01309		1	0.0%
01326		1	0.0%
01472		1	0.0%
01499		1	0.0%
01500		2	0.0%
01553		1	0.0%
01565		1	0.0%
01597		1	0.0%
01600		1	0.0%
01680		1	0.0%
01748		1	0.0%
01750		1	0.0%
01800		1	0.0%
01885		1	0.0%
02020		1	0.0%
02100		1	0.0%
02149		1	0.0%
02164		1	0.0%
02200		1	0.0%
02250		1	0.0%
02251		1	0.0%
02300		1	0.0%
02330		1	0.0%
02461		1	0.0%
02499		1	0.0%
02510		1	0.0%
02540		1	0.0%
02685		1	0.0%
02800		1	0.0%
03000		1	0.0%
03088		1	0.0%
03242		1	0.0%
03369		1	0.0%
03459		1	0.0%

## File : 21 Rajsthan

### # T\_HIRED: TOTAL OF HIRED

Value	Label	Cases	Percentage
03621		1	0.0%
03720		1	0.0%
03800		1	0.0%
03961		1	0.0%
06420		1	0.0%
07809		1	0.0%

*Warning: these figures indicate the number of cases found in the data file. They cannot be interpreted as summary statistics of the population of interest.*

### # REMAKS: REMARKS

<b>Information</b>	[Type= discrete] [Format=character] [Missing=*]
<b>Statistics [NW/ W]</b>	[Valid=1530585 /-] [Invalid=0 /-]

Value	Label	Cases	Percentage
000		1501280	98.1%
001		906	0.1%
002		2743	0.2%
003		1551	0.1%
004		1061	0.1%
005		1173	0.1%
006		166	0.0%
007		774	0.1%
008		1005	0.1%
009		167	0.0%
010		100	0.0%
011		187	0.0%
012		306	0.0%
013		114	0.0%
014		1040	0.1%
015		1284	0.1%
016		60	0.0%
018		514	0.0%
019		437	0.0%
020		35	0.0%
021		7	0.0%
023		1367	0.1%
024		269	0.0%
029		170	0.0%
030		45	0.0%
031		7	0.0%
032		189	0.0%
033		105	0.0%
036		7	0.0%
038		653	0.0%
041		12	0.0%
044		317	0.0%

## File : 21 Rajsthan

### # REMAKS: REMARKS

Value	Label	Cases	Percentage
046		1	0.0%
048		86	0.0%
049		432	0.0%
058		1	0.0%
067		1	0.0%
071		105	0.0%
074		556	0.0%
089		7	0.0%
095		76	0.0%
096		119	0.0%
098		3	0.0%
100		221	0.0%
104		1	0.0%
107		7	0.0%
109		76	0.0%
116		950	0.1%
119		483	0.0%
121		7	0.0%
123		7	0.0%
129		8	0.0%
135		14	0.0%
136		93	0.0%
139		388	0.0%
142		254	0.0%
147		568	0.0%
153		6	0.0%
154		7	0.0%
160		788	0.1%
163		466	0.0%
164		7	0.0%
169		6	0.0%
174		10	0.0%
184		51	0.0%
190		1	0.0%
193		14	0.0%
197		7	0.0%
200		164	0.0%
204		277	0.0%
208		13	0.0%
224		43	0.0%
231		717	0.0%
240		35	0.0%
244		56	0.0%



## File : 21 Rajsthan

### # REMAKS: REMARKS

Value	Label	Cases	Percentage
245		56	0.0%
259		378	0.0%
275		98	0.0%
282		1567	0.1%
300		1	0.0%
304		7	0.0%
326		577	0.0%
346		7	0.0%
370		7	0.0%
422		14	0.0%
470		80	0.0%
489		7	0.0%
500		7	0.0%
552		7	0.0%
619		1031	0.1%
644		983	0.1%
745		48	0.0%
797		26	0.0%
857		20	0.0%
912		177	0.0%
952		304	0.0%

Warning: these figures indicate the number of cases found in the data file. They cannot be interpreted as summary statistics of the population of interest.

### # TYPE\_ENTERP: TYPE OF ENTERPRISE

<b>Information</b>	[Type= discrete] [Format=character] [Missing=*]
<b>Statistics [NW/ W]</b>	[Valid=1530585 /-] [Invalid=0 /-]

Value	Label	Cases	Percentage
1		1140809	74.5%
2		325961	21.3%
3		63815	4.2%

Warning: these figures indicate the number of cases found in the data file. They cannot be interpreted as summary statistics of the population of interest.

### # MAJOR\_ACT: MAJOR ACTIVITY CODE

<b>Information</b>	[Type= discrete] [Format=character] [Missing=*]
<b>Statistics [NW/ W]</b>	[Valid=1530585 /-] [Invalid=0 /-]

Value	Label	Cases	Percentage
01		186931	12.2%
02		14155	0.9%
04		5312	0.3%
05		245537	16.0%
06		4244	0.3%
07		10555	0.7%
08		36769	2.4%
09		448533	29.3%

## File : 21 Rajsthan

### # MAJOR\_ACT: MAJOR ACTIVITY CODE

Value	Label	Cases	Percentage
10		48580	3.2%
11		116817	7.6%
12		2549	0.2%
13		15511	1.0%
14		28172	1.8%
15		366920	24.0%

Warning: these figures indicate the number of cases found in the data file. They cannot be interpreted as summary statistics of the population of interest.

### # SIZE\_EMP1: SIZE OF EMPLOYMENT CODE-

<b>Information</b>	[Type= discrete] [Format=character] [Missing=*]
<b>Statistics [NW/ W]</b>	[Valid=1530585 /-] [Invalid=0 /-]

Value	Label	Cases	Percentage
1	Employee size 0 to 1	904036	59.1%
2	Employee size 2	384756	25.1%
3	Employee size 3	98735	6.5%
4	Employee size 4	47878	3.1%
5	Employee size 5	24592	1.6%
6	Employee size 6 to 9	38879	2.5%
7	Employee size >9	31709	2.1%

Warning: these figures indicate the number of cases found in the data file. They cannot be interpreted as summary statistics of the population of interest.

### # SIZE\_EMP2: SIZE OF EMPLOYMENT CODE-

<b>Information</b>	[Type= discrete] [Format=character] [Missing=*]
<b>Statistics [NW/ W]</b>	[Valid=1530585 /-] [Invalid=0 /-]

Value	Label	Cases	Percentage
01	Employee size 0 to 1	904036	59.1%
02	Employee size 2	384756	25.1%
03	Employee size 3	98735	6.5%
04	Employee size 4	47878	3.1%
05	Employee size 5	24592	1.6%
07	Employee size 6 to 9	38879	2.5%
08	Employee size 10 to 14	14152	0.9%
09	Employee size 15 to 19	6604	0.4%
10	Employee size 20 to 24	3290	0.2%
11	Employee size 25 to 49	4716	0.3%
12	Employee size 50 to 99	1820	0.1%
13	Employee size 100 to 199	664	0.0%
14	Employee size 200 to 499	313	0.0%
15	Employee size >=500	150	0.0%

Warning: these figures indicate the number of cases found in the data file. They cannot be interpreted as summary statistics of the population of interest.

### # FITTER: FILLER

<b>Information</b>	[Type= discrete] [Format=character] [Missing=*]
<b>Statistics [NW/ W]</b>	[Valid=1530585 /-] [Invalid=0 /-]

## File : 21 Rajsthan

# FITTER: FILLER

Value	Label	Cases	Percentage
0		1530585	100.0%

*Warning: these figures indicate the number of cases found in the data file. They cannot be interpreted as summary statistics of the population of interest.*

## File : 22 Sikkim

### # FILE\_ID: FILE-ID

**Information** [Type= discrete] [Format=character] [Missing=\*]

**Statistics [NW/ W]** [Valid=13059 /-] [Invalid=0 /-]

Value	Label	Cases	Percentage
EC98AD		13059	100.0%

*Warning: these figures indicate the number of cases found in the data file. They cannot be interpreted as summary statistics of the population of interest.*

### # ID\_NO: IDENTIFICATION NO (ID NO)

**Information** [Type= discrete] [Format=character] [Missing=\*]

**Statistics [NW/ W]** [Valid=13059 /-] [Invalid=0 /-]

Value	Label	Cases	Percentage
220100101001		17	0.1%
220100101002		12	0.1%
220100102003		25	0.2%
220100102004		30	0.2%
220100103005		202	1.5%
220100104007		12	0.1%
220100105008		17	0.1%
220100201001		19	0.1%
220100201002		5	0.0%
220100201003		22	0.2%
220100201004		12	0.1%
220100202005		29	0.2%
220100202006		12	0.1%
220100202007		2	0.0%
220100203008		15	0.1%
220100203009		2	0.0%
220100203010		1	0.0%
220100203011		102	0.8%
220100203012		13	0.1%
220100204013		3	0.0%
220100204014		10	0.1%
220100205015		24	0.2%
220100205016		8	0.1%
220100205017		5	0.0%
220100206018		14	0.1%
220100207019		9	0.1%
220100207020		4	0.0%
220100207021		17	0.1%
220100208022		4	0.0%
220100208023		16	0.1%
220100208024		3	0.0%
220100209025		21	0.2%
220100209026		5	0.0%
220100210027		6	0.0%

## File : 22 Sikkim

### # ID\_NO: IDENTIFICATION NO (ID NO)

Value	Label	Cases	Percentage
220100210028		4	0.0%
220100211029		6	0.0%
220100212030		2	0.0%
220100213031		12	0.1%
220100213032		9	0.1%
220100213033		8	0.1%
220100214034		14	0.1%
220100214035		9	0.1%
220100214036		9	0.1%
220100215038		10	0.1%
220100215039		5	0.0%
220100216040		4	0.0%
220100216041		7	0.1%
220100216042		9	0.1%
220100217043		38	0.3%
220100217044		10	0.1%
220100217045		23	0.2%
220101700101		82	0.6%
220101700102		140	1.1%
220200101001		18	0.1%
220200101003		64	0.5%
220200102004		13	0.1%
220200102005		81	0.6%
220200103007		3	0.0%
220200104008		67	0.5%
220200104009		7	0.1%
220200104010		1	0.0%
220200105011		15	0.1%
220200106014		35	0.3%
220200107017		53	0.4%
220200107019		67	0.5%
220200108020		77	0.6%
220200108021		32	0.2%
220200108022		31	0.2%
220200108023		54	0.4%
220200109024		34	0.3%
220200109025		147	1.1%
220200109026		123	0.9%
220200109027		48	0.4%
220200109028		105	0.8%
220200109029		30	0.2%
220200110030		27	0.2%
220200110031		266	2.0%

## File : 22 Sikkim

### # ID\_NO: IDENTIFICATION NO (ID NO)

Value	Label	Cases	Percentage
220200110032		3	0.0%
220200110033		29	0.2%
220200110035		7	0.1%
220200111036		118	0.9%
220200111038		10	0.1%
220200112039		10	0.1%
220200112040		1	0.0%
220200112041		1	0.0%
220200112042		4	0.0%
220200112043		3	0.0%
220200113044		6	0.0%
220200113045		3	0.0%
220200113046		19	0.1%
220200114047		22	0.2%
220200114049		5	0.0%
220200115051		6	0.0%
220200115053		2	0.0%
220200115054		8	0.1%
220200115055		3	0.0%
220200115056		31	0.2%
220200116057		56	0.4%
220200116058		3	0.0%
220200116059		4	0.0%
220200117061		3	0.0%
220200117062		42	0.3%
220200117063		1	0.0%
220200117064		1	0.0%
220200117065		10	0.1%
220200117066		51	0.4%
220200117067		8	0.1%
220200117069		2	0.0%
220200118070		7	0.1%
220200118072		16	0.1%
220200118073		14	0.1%
220200118074		7	0.1%
220200119077		4	0.0%
220200119078		33	0.3%
220200119079		4	0.0%
220200119080		3	0.0%
220200120081		33	0.3%
220200122084		18	0.1%
220200122085		12	0.1%
220200123086		42	0.3%

## File : 22 Sikkim

### # ID\_NO: IDENTIFICATION NO (ID NO)

Value	Label	Cases	Percentage
220200123087		28	0.2%
220200124088		26	0.2%
220200124089		31	0.2%
220200125090		11	0.1%
220200125091		18	0.1%
220200125092		3	0.0%
220200125093		69	0.5%
220200126094		53	0.4%
220200126095		10	0.1%
220200201001		8	0.1%
220200202003		132	1.0%
220200203004		157	1.2%
220200203005		40	0.3%
220200203006		9	0.1%
220200203007		14	0.1%
220200204008		4	0.0%
220200204009		2	0.0%
220200204010		4	0.0%
220200204011		15	0.1%
220200205012		5	0.0%
220200205013		5	0.0%
220200206016		8	0.1%
220200208018		10	0.1%
220200208019		5	0.0%
220200208020		21	0.2%
220200208021		6	0.0%
220200209022		13	0.1%
220200209023		36	0.3%
220200210024		2	0.0%
220200211026		11	0.1%
220200211027		8	0.1%
220200212028		18	0.1%
220200212029		31	0.2%
220200212030		2	0.0%
220200213031		17	0.1%
220200213032		40	0.3%
220200213033		1	0.0%
220200214034		7	0.1%
220200214035		1	0.0%
220200215037		1	0.0%
220200216039		8	0.1%
220200216040		7	0.1%
220200217041		28	0.2%

## File : 22 Sikkim

### # ID\_NO: IDENTIFICATION NO (ID NO)

Value	Label	Cases	Percentage
220200217042		1	0.0%
220200218043		17	0.1%
220200218044		12	0.1%
220200218045		8	0.1%
220200218046		1	0.0%
220200219047		112	0.9%
220200219048		18	0.1%
220200219049		7	0.1%
220200219050		4	0.0%
220200219051		27	0.2%
220200220052		2	0.0%
220201800101		23	0.2%
220201800102		42	0.3%
220201800103		37	0.3%
220201800104		7	0.1%
220201800105		46	0.4%
220201800106		56	0.4%
220201800107		97	0.7%
220201800108		108	0.8%
220201800109		49	0.4%
220201800110		50	0.4%
220201800111		166	1.3%
220201800112		110	0.8%
220201800113		84	0.6%
220201800114		150	1.1%
220201800115		28	0.2%
220201800116		125	1.0%
220201800117		23	0.2%
220201800118		15	0.1%
220201800119		9	0.1%
220201800120		39	0.3%
220201800121		36	0.3%
220201800201		159	1.2%
220201800202		90	0.7%
220201800203		112	0.9%
220201800204		61	0.5%
220201800205		84	0.6%
220201800206		66	0.5%
220201800209		80	0.6%
220201800210		67	0.5%
220201800211		14	0.1%
220201800212		21	0.2%
220201800215		35	0.3%



## File : 22 Sikkim

### # ID\_NO: IDENTIFICATION NO (ID NO)

Value	Label	Cases	Percentage
220201800217		156	1.2%
220201800218		43	0.3%
220201800220		140	1.1%
220201800221		70	0.5%
220201800222		106	0.8%
220201800223		21	0.2%
220201800224		119	0.9%
220201800225		173	1.3%
220201800226		91	0.7%
220201800227		106	0.8%
220201800228		301	2.3%
220202700101		35	0.3%
220202700103		81	0.6%
220202700104		70	0.5%
220202700105		77	0.6%
220203700101		56	0.4%
220203700102		170	1.3%
220203700103		50	0.4%
220203700104		34	0.3%
220203700105		69	0.5%
220203700106		49	0.4%
220203700107		188	1.4%
220300101001		41	0.3%
220300101002		1	0.0%
220300101003		1	0.0%
220300101004		6	0.0%
220300102005		22	0.2%
220300102006		1	0.0%
220300102007		11	0.1%
220300103008		10	0.1%
220300103009		13	0.1%
220300103010		5	0.0%
220300103011		6	0.0%
220300104013		5	0.0%
220300104014		3	0.0%
220300104015		1	0.0%
220300104016		4	0.0%
220300104017		4	0.0%
220300104018		34	0.3%
220300105019		17	0.1%
220300105020		1	0.0%
220300105021		5	0.0%
220300105022		3	0.0%

## File : 22 Sikkim

### # ID\_NO: IDENTIFICATION NO (ID NO)

Value	Label	Cases	Percentage
220300105023		6	0.0%
220300106024		15	0.1%
220300106025		11	0.1%
220300106026		3	0.0%
220300106027		57	0.4%
220300106028		12	0.1%
220300106029		6	0.0%
220300107030		12	0.1%
220300107031		1	0.0%
220300107033		11	0.1%
220300107034		6	0.0%
220300107035		5	0.0%
220300108036		7	0.1%
220300108037		21	0.2%
220300108038		3	0.0%
220300108039		5	0.0%
220300108040		14	0.1%
220300109041		13	0.1%
220300109042		25	0.2%
220300109043		11	0.1%
220300109044		10	0.1%
220300110045		33	0.3%
220300110046		11	0.1%
220300110047		137	1.0%
220300110049		13	0.1%
220300111050		8	0.1%
220300111051		8	0.1%
220300111052		15	0.1%
220300113053		2	0.0%
220300114055		8	0.1%
220300114056		18	0.1%
220300114057		10	0.1%
220300115058		7	0.1%
220300115059		7	0.1%
220300115060		7	0.1%
220300115061		2	0.0%
220300116062		4	0.0%
220300116063		1	0.0%
220300116064		13	0.1%
220300117065		191	1.5%
220300117066		62	0.5%
220300117067		2	0.0%
220300117068		25	0.2%

## File : 22 Sikkim

### # ID\_NO: IDENTIFICATION NO (ID NO)

Value	Label	Cases	Percentage
220300118069		30	0.2%
220300118070		11	0.1%
220300118071		14	0.1%
220300118072		8	0.1%
220300118073		7	0.1%
220300118074		1	0.0%
220300119075		14	0.1%
220300119076		7	0.1%
220300120077		82	0.6%
220300120078		5	0.0%
220300120079		2	0.0%
220300121080		5	0.0%
220300121081		13	0.1%
220300121082		33	0.3%
220300121083		14	0.1%
220300122084		24	0.2%
220300122085		5	0.0%
220300122086		5	0.0%
220300123087		8	0.1%
220300123088		1	0.0%
220300123089		43	0.3%
220300124090		19	0.1%
220300124091		4	0.0%
220300124093		12	0.1%
220300124094		14	0.1%
220300125095		14	0.1%
220300125096		4	0.0%
220300125097		10	0.1%
220300201001		26	0.2%
220300201002		1	0.0%
220300202003		8	0.1%
220300202004		3	0.0%
220300202005		4	0.0%
220300203006		8	0.1%
220300203007		4	0.0%
220300203009		3	0.0%
220300203010		20	0.2%
220300203011		8	0.1%
220300204012		9	0.1%
220300204013		11	0.1%
220300204014		10	0.1%
220300205015		7	0.1%
220300205016		12	0.1%

## File : 22 Sikkim

### # ID\_NO: IDENTIFICATION NO (ID NO)

Value	Label	Cases	Percentage
220300205017		42	0.3%
220300205018		7	0.1%
220300206019		46	0.4%
220300206021		19	0.1%
220300207023		9	0.1%
220300207024		18	0.1%
220300208025		40	0.3%
220300208026		9	0.1%
220300208027		4	0.0%
220300209028		8	0.1%
220300209029		4	0.0%
220300210030		6	0.0%
220300211031		1	0.0%
220300211032		26	0.2%
220300211034		1	0.0%
220300211035		11	0.1%
220300212036		7	0.1%
220300212037		24	0.2%
220300212038		7	0.1%
220300212039		5	0.0%
220300213040		9	0.1%
220300214042		1	0.0%
220300214044		5	0.0%
220300214045		4	0.0%
220300215046		12	0.1%
220300215047		14	0.1%
220300215048		3	0.0%
220300216050		5	0.0%
220301700101		239	1.8%
220301700102		27	0.2%
220301700103		78	0.6%
220301700104		50	0.4%
220302700101		145	1.1%
220400101001		5	0.0%
220400101002		5	0.0%
220400102004		1	0.0%
220400102005		4	0.0%
220400103006		17	0.1%
220400103007		2	0.0%
220400103008		34	0.3%
220400103009		1	0.0%
220400104010		17	0.1%
220400104011		5	0.0%

## File : 22 Sikkim

### # ID\_NO: IDENTIFICATION NO (ID NO)

Value	Label	Cases	Percentage
220400105012		15	0.1%
220400105013		5	0.0%
220400106014		42	0.3%
220400106015		5	0.0%
220400106016		2	0.0%
220400107017		10	0.1%
220400107018		9	0.1%
220400107019		8	0.1%
220400107020		5	0.0%
220400108021		6	0.0%
220400108022		4	0.0%
220400108023		2	0.0%
220400108024		9	0.1%
220400108025		1	0.0%
220400109026		14	0.1%
220400109027		14	0.1%
220400109028		19	0.1%
220400110030		4	0.0%
220400110031		55	0.4%
220400110032		3	0.0%
220400110033		6	0.0%
220400111034		7	0.1%
220400111035		18	0.1%
220400111036		4	0.0%
220400112037		32	0.2%
220400112038		14	0.1%
220400112039		136	1.0%
220400113040		10	0.1%
220400113041		20	0.2%
220400114042		22	0.2%
220400114043		7	0.1%
220400115044		6	0.0%
220400115045		2	0.0%
220400116046		2	0.0%
220400116047		7	0.1%
220400116048		9	0.1%
220400117050		6	0.0%
220400117051		4	0.0%
220400118052		27	0.2%
220400118053		7	0.1%
220400119054		15	0.1%
220400119055		16	0.1%
220400119056		69	0.5%

## File : 22 Sikkim

### # ID\_NO: IDENTIFICATION NO (ID NO)

Value	Label	Cases	Percentage
220400120058		31	0.2%
220400120059		7	0.1%
220400121060		43	0.3%
220400121061		2	0.0%
220400121062		6	0.0%
220400122063		14	0.1%
220400122064		26	0.2%
220400122066		4	0.0%
220400123067		9	0.1%
220400123068		7	0.1%
220400123069		7	0.1%
220400123070		4	0.0%
220400201001		2	0.0%
220400201002		2	0.0%
220400201003		5	0.0%
220400201004		30	0.2%
220400201005		21	0.2%
220400202006		3	0.0%
220400202007		7	0.1%
220400202008		18	0.1%
220400202009		27	0.2%
220400203010		16	0.1%
220400203011		24	0.2%
220400204012		23	0.2%
220400204013		18	0.1%
220400205014		35	0.3%
220400205015		6	0.0%
220400205016		4	0.0%
220400206017		10	0.1%
220400206018		4	0.0%
220400207019		4	0.0%
220400207020		10	0.1%
220400207021		7	0.1%
220400207022		3	0.0%
220400208023		11	0.1%
220400208024		6	0.0%
220400209025		42	0.3%
220400209026		18	0.1%
220400210027		22	0.2%
220400211028		25	0.2%
220400212030		21	0.2%
220400213031		128	1.0%
220400214033		60	0.5%

## File : 22 Sikkim

### # ID\_NO: IDENTIFICATION NO (ID NO)

Value	Label	Cases	Percentage
220400215034		17	0.1%
220400215035		14	0.1%
220400216036		7	0.1%
220400217037		15	0.1%
220400217038		10	0.1%
220400218039		11	0.1%
220400218040		8	0.1%
220400219041		71	0.5%
220400220042		39	0.3%
220400220043		5	0.0%
220400221044		4	0.0%
220400221045		7	0.1%
220400222046		2	0.0%
220400222047		15	0.1%
220400223048		30	0.2%
220400223049		18	0.1%
220400223050		2	0.0%
220401700101		111	0.8%
220402700101		81	0.6%

Warning: these figures indicate the number of cases found in the data file. They cannot be interpreted as summary statistics of the population of interest.

### # ST: STATE CODE

<b>Information</b>	[Type= discrete] [Format=character] [Missing=*]		
<b>Statistics [NW/ W]</b>	[Valid=13059 /-] [Invalid=0 /-]		
Value	Label	Cases	Percentage
22	Sikkim	13059	100.0%

Warning: these figures indicate the number of cases found in the data file. They cannot be interpreted as summary statistics of the population of interest.

### # DT: DISTRICT CODE

<b>Information</b>	[Type= discrete] [Format=character] [Missing=*]		
<b>Statistics [NW/ W]</b>	[Valid=13059 /-] [Invalid=0 /-]		
Value	Label	Cases	Percentage
01	NORTH SIKKIM	1099	8.4%
02	EAST SIKKIM	7491	57.4%
03	SOUTH SIKKIM	2461	18.8%
04	WEST SIKKIM	2008	15.4%

Warning: these figures indicate the number of cases found in the data file. They cannot be interpreted as summary statistics of the population of interest.

### # TEH: TEHSIL CODE

<b>Information</b>	[Type= discrete] [Format=character] [Missing=*]		
<b>Statistics [NW/ W]</b>	[Valid=13059 /-] [Invalid=0 /-]		
Value	Label	Cases	Percentage
000		5212	39.9%
001		5031	38.5%

## File : 22 Sikkim

### # TEH: TEHSIL CODE

Value	Label	Cases	Percentage
002		2815	21.6%
020		1	0.0%

Warning: these figures indicate the number of cases found in the data file. They cannot be interpreted as summary statistics of the population of interest.

### # CD\_BLOCK: CD BLOCK

<b>Information</b>	[Type= discrete] [Format=character] [Missing=*]
<b>Statistics [NW/ W]</b>	[Valid=13059 /-] [Invalid=0 /-]

Value	Label	Cases	Percentage
00		5247	40.2%
01		323	2.5%
02		433	3.3%
03		729	5.6%
04		269	2.1%
05		244	1.9%
06		289	2.2%
07		268	2.1%
08		401	3.1%
09		740	5.7%
10		634	4.9%
11		277	2.1%
12		318	2.4%
13		284	2.2%
14		202	1.5%
15		157	1.2%
16		146	1.1%
17		533	4.1%
18		206	1.6%
19		404	3.1%
20		206	1.6%
21		127	1.0%
22		125	1.0%
23		199	1.5%
24		106	0.8%
25		129	1.0%
26		63	0.5%

Warning: these figures indicate the number of cases found in the data file. They cannot be interpreted as summary statistics of the population of interest.

### # SECTOR: SECTOR CODE

<b>Information</b>	[Type= discrete] [Format=character] [Missing=*]
<b>Statistics [NW/ W]</b>	[Valid=13059 /-] [Invalid=0 /-]

Value	Label	Cases	Percentage
1	Rural	7812	59.8%
2	Urban	5247	40.2%

Warning: these figures indicate the number of cases found in the data file. They cannot be interpreted as summary statistics of the population of interest.



# File : 22 Sikkim

## # V\_C: VILLAGE CODE

**Information** [Type= discrete] [Format=character] [Missing=\*]

**Statistics [NW/ W]** [Valid=13059 /-] [Invalid=0 /-]

Value	Label	Cases	Percentage
001		136	1.0%
002		26	0.2%
003		257	2.0%
004		252	1.9%
005		403	3.1%
006		50	0.4%
007		55	0.4%
008		165	1.3%
009		55	0.4%
010		64	0.5%
011		175	1.3%
012		65	0.5%
013		47	0.4%
014		135	1.0%
015		43	0.3%
016		38	0.3%
017		851	6.5%
018		3493	26.7%
019		156	1.2%
020		118	0.9%
021		92	0.7%
022		58	0.4%
023		134	1.0%
024		87	0.7%
025		262	2.0%
026		183	1.4%
027		648	5.0%
028		191	1.5%
029		77	0.6%
030		74	0.6%
031		480	3.7%
032		81	0.6%
033		115	0.9%
034		52	0.4%
035		65	0.5%
036		152	1.2%
037		709	5.4%
038		54	0.4%
039		180	1.4%
040		53	0.4%
041		140	1.1%

## File : 22 Sikkim

### # V\_C: VILLAGE CODE

Value	Label	Cases	Percentage
042		101	0.8%
043		81	0.6%
044		53	0.4%
045		80	0.6%
046		47	0.4%
047		307	2.4%
048		60	0.5%
049		43	0.3%
050		25	0.2%
051		45	0.3%
052		44	0.3%
053		11	0.1%
054		23	0.2%
055		27	0.2%
056		118	0.9%
057		66	0.5%
058		41	0.3%
059		18	0.1%
060		50	0.4%
061		7	0.1%
062		52	0.4%
063		16	0.1%
064		40	0.3%
065		201	1.5%
066		117	0.9%
067		19	0.1%
068		32	0.2%
069		39	0.3%
070		22	0.2%
071		14	0.1%
072		24	0.2%
073		21	0.2%
074		8	0.1%
075		14	0.1%
076		7	0.1%
077		86	0.7%
078		38	0.3%
079		6	0.0%
080		8	0.1%
081		46	0.4%
082		33	0.3%
083		14	0.1%
084		42	0.3%

## File : 22 Sikkim

### # V\_C: VILLAGE CODE

Value	Label	Cases	Percentage
085		17	0.1%
086		47	0.4%
087		36	0.3%
088		27	0.2%
089		74	0.6%
090		30	0.2%
091		22	0.2%
092		3	0.0%
093		81	0.6%
094		67	0.5%
095		24	0.2%
096		4	0.0%
097		10	0.1%

Warning: these figures indicate the number of cases found in the data file. They cannot be interpreted as summary statistics of the population of interest.

### # WARD: WARD CODE

<b>Information</b>	[Type= discrete] [Format=character] [Missing=*]
<b>Statistics [NW/ W]</b>	[Valid=13059 /-] [Invalid=0 /-]

Value	Label	Cases	Percentage
000		12200	93.4%
006		2	0.0%
023		4	0.0%
100		1	0.0%
200		114	0.9%
300		70	0.5%
500		1	0.0%
800		1	0.0%
900		666	5.1%

Warning: these figures indicate the number of cases found in the data file. They cannot be interpreted as summary statistics of the population of interest.

### # IV\_UNIT: IV UNIT

<b>Information</b>	[Type= discrete] [Format=character] [Missing=*]
<b>Statistics [NW/ W]</b>	[Valid=13059 /-] [Invalid=0 /-]

Value	Label	Cases	Percentage
000		7722	59.1%
001		3160	24.2%
002		2115	16.2%
070		7	0.1%
090		55	0.4%

Warning: these figures indicate the number of cases found in the data file. They cannot be interpreted as summary statistics of the population of interest.

### # UFS\_BLOCK: UFS BLOCK

<b>Information</b>	[Type= discrete] [Format=character] [Missing=*]
<b>Statistics [NW/ W]</b>	[Valid=13059 /-] [Invalid=0 /-]

## File : 22 Sikkim

### # UFS\_BLOCK: UFS BLOCK

Value	Label	Cases	Percentage
00		6965	53.3%
01		931	7.1%
02		469	3.6%
03		358	2.7%
04		222	1.7%
05		277	2.1%
06		171	1.3%
07		285	2.2%
08		108	0.8%
09		129	1.0%
10		117	0.9%
11		964	7.4%
12		131	1.0%
13		84	0.6%
14		150	1.1%
15		63	0.5%
16		125	1.0%
17		179	1.4%
18		58	0.4%
19		16	0.1%
20		179	1.4%
21		106	0.8%
22		106	0.8%
23		21	0.2%
24		119	0.9%
25		224	1.7%
26		95	0.7%
27		106	0.8%
28		301	2.3%

Warning: these figures indicate the number of cases found in the data file. They cannot be interpreted as summary statistics of the population of interest.

### # P\_NO: PAGE NO

Value	Label	Cases	Percentage
001		2651	20.3%
002		1863	14.3%
003		1293	9.9%
004		979	7.5%
005		815	6.2%
006		741	5.7%
007		638	4.9%
008		523	4.0%

## File : 22 Sikkim

### # P\_NO: PAGE NO

Value	Label	Cases	Percentage
009		433	3.3%
010		425	3.3%
011		366	2.8%
012		306	2.3%
013		257	2.0%
014		236	1.8%
015		205	1.6%
016		166	1.3%
017		165	1.3%
018		131	1.0%
019		121	0.9%
020		108	0.8%
021		76	0.6%
022		48	0.4%
023		52	0.4%
024		44	0.3%
025		39	0.3%
026		43	0.3%
027		41	0.3%
028		38	0.3%
029		39	0.3%
030		24	0.2%
031		23	0.2%
032		14	0.1%
033		18	0.1%
034		20	0.2%
035		28	0.2%
036		7	0.1%
037		13	0.1%
038		14	0.1%
039		15	0.1%
040		11	0.1%
041		6	0.0%
042		7	0.1%
043		6	0.0%
044		3	0.0%
107		1	0.0%
120		7	0.1%

*Warning: these figures indicate the number of cases found in the data file. They cannot be interpreted as summary statistics of the population of interest.*

### # LINE\_NO: LINE NUMBER

<b>Information</b>	[Type= discrete] [Format=character] [Missing=*]
<b>Statistics [NW/ W]</b>	[Valid=13059 /-] [Invalid=0 /-]

**File : 22 Sikkim**

# LINE\_NO: LINE NUMBER

Value	Label	Cases	Percentage
00000		14	0.1%
00001		97	0.7%
00002		89	0.7%
00003		69	0.5%
00004		85	0.7%
00005		78	0.6%
00006		84	0.6%
00007		68	0.5%
00008		68	0.5%
00009		78	0.6%
00010		77	0.6%
00011		74	0.6%
00012		67	0.5%
00013		73	0.6%
00014		58	0.4%
00015		64	0.5%
00016		59	0.5%
00017		63	0.5%
00018		52	0.4%
00019		56	0.4%
00020		55	0.4%
00021		64	0.5%
00022		66	0.5%
00023		52	0.4%
00024		75	0.6%
00025		62	0.5%
00026		60	0.5%
00027		71	0.5%
00028		58	0.4%
00029		54	0.4%
00030		56	0.4%
00031		58	0.4%
00032		66	0.5%
00033		51	0.4%
00034		62	0.5%
00035		53	0.4%
00036		54	0.4%
00037		59	0.5%
00038		51	0.4%
00039		56	0.4%
00040		50	0.4%
00041		43	0.3%
00042		46	0.4%

**File : 22 Sikkim**

# LINE\_NO: LINE NUMBER

Value	Label	Cases	Percentage
00043		46	0.4%
00044		58	0.4%
00045		50	0.4%
00046		47	0.4%
00047		59	0.5%
00048		44	0.3%
00049		54	0.4%
00050		50	0.4%
00051		53	0.4%
00052		60	0.5%
00053		59	0.5%
00054		43	0.3%
00055		47	0.4%
00056		68	0.5%
00057		58	0.4%
00058		66	0.5%
00059		66	0.5%
00060		47	0.4%
00061		60	0.5%
00062		45	0.3%
00063		55	0.4%
00064		54	0.4%
00065		55	0.4%
00066		71	0.5%
00067		60	0.5%
00068		59	0.5%
00069		53	0.4%
00070		46	0.4%
00071		63	0.5%
00072		59	0.5%
00073		66	0.5%
00074		47	0.4%
00075		54	0.4%
00076		57	0.4%
00077		55	0.4%
00078		61	0.5%
00079		44	0.3%
00080		62	0.5%
00081		58	0.4%
00082		58	0.4%
00083		50	0.4%
00084		52	0.4%
00085		56	0.4%

**File : 22 Sikkim**

# LINE\_NO: LINE NUMBER

Value	Label	Cases	Percentage
00086		51	0.4%
00087		51	0.4%
00088		54	0.4%
00089		53	0.4%
00090		41	0.3%
00091		47	0.4%
00092		42	0.3%
00093		50	0.4%
00094		48	0.4%
00095		47	0.4%
00096		52	0.4%
00097		51	0.4%
00098		48	0.4%
00099		42	0.3%
00100		44	0.3%
00101		46	0.4%
00102		51	0.4%
00103		54	0.4%
00104		52	0.4%
00105		49	0.4%
00106		48	0.4%
00107		66	0.5%
00108		43	0.3%
00109		46	0.4%
00110		46	0.4%
00111		45	0.3%
00112		40	0.3%
00113		50	0.4%
00114		34	0.3%
00115		41	0.3%
00116		46	0.4%
00117		39	0.3%
00118		45	0.3%
00119		44	0.3%
00120		41	0.3%
00121		39	0.3%
00122		35	0.3%
00123		41	0.3%
00124		30	0.2%
00125		49	0.4%
00126		43	0.3%
00127		42	0.3%
00128		41	0.3%



**File : 22 Sikkim**

# LINE\_NO: LINE NUMBER

Value	Label	Cases	Percentage
00129		42	0.3%
00130		34	0.3%
00131		44	0.3%
00132		49	0.4%
00133		41	0.3%
00134		41	0.3%
00135		47	0.4%
00136		34	0.3%
00137		37	0.3%
00138		47	0.4%
00139		44	0.3%
00140		34	0.3%
00141		44	0.3%
00142		45	0.3%
00143		39	0.3%
00144		41	0.3%
00145		40	0.3%
00146		26	0.2%
00147		45	0.3%
00148		33	0.3%
00149		49	0.4%
00150		34	0.3%
00151		40	0.3%
00152		35	0.3%
00153		34	0.3%
00154		39	0.3%
00155		35	0.3%
00156		40	0.3%
00157		36	0.3%
00158		37	0.3%
00159		39	0.3%
00160		36	0.3%
00161		31	0.2%
00162		26	0.2%
00163		28	0.2%
00164		33	0.3%
00165		37	0.3%
00166		31	0.2%
00167		35	0.3%
00168		26	0.2%
00169		45	0.3%
00170		32	0.2%
00171		38	0.3%

**File : 22 Sikkim**

# LINE\_NO: LINE NUMBER

Value	Label	Cases	Percentage
00172		36	0.3%
00173		33	0.3%
00174		28	0.2%
00175		40	0.3%
00176		24	0.2%
00177		33	0.3%
00178		35	0.3%
00179		41	0.3%
00180		29	0.2%
00181		28	0.2%
00182		32	0.2%
00183		21	0.2%
00184		33	0.3%
00185		30	0.2%
00186		33	0.3%
00187		36	0.3%
00188		28	0.2%
00189		35	0.3%
00190		29	0.2%
00191		29	0.2%
00192		28	0.2%
00193		25	0.2%
00194		23	0.2%
00195		27	0.2%
00196		26	0.2%
00197		26	0.2%
00198		20	0.2%
00199		26	0.2%
00200		26	0.2%
00201		14	0.1%
00202		21	0.2%
00203		21	0.2%
00204		20	0.2%
00205		30	0.2%
00206		25	0.2%
00207		25	0.2%
00208		23	0.2%
00209		24	0.2%
00210		23	0.2%
00211		21	0.2%
00212		16	0.1%
00213		25	0.2%
00214		19	0.1%

**File : 22 Sikkim**

# LINE\_NO: LINE NUMBER

Value	Label	Cases	Percentage
00215		18	0.1%
00216		23	0.2%
00217		26	0.2%
00218		25	0.2%
00219		19	0.1%
00220		16	0.1%
00221		20	0.2%
00222		15	0.1%
00223		26	0.2%
00224		20	0.2%
00225		18	0.1%
00226		23	0.2%
00227		20	0.2%
00228		15	0.1%
00229		20	0.2%
00230		17	0.1%
00231		21	0.2%
00232		19	0.1%
00233		18	0.1%
00234		14	0.1%
00235		20	0.2%
00236		18	0.1%
00237		26	0.2%
00238		15	0.1%
00239		28	0.2%
00240		17	0.1%
00241		23	0.2%
00242		21	0.2%
00243		19	0.1%
00244		26	0.2%
00245		22	0.2%
00246		24	0.2%
00247		34	0.3%
00248		21	0.2%
00249		34	0.3%
00250		23	0.2%
00251		25	0.2%
00252		16	0.1%
00253		21	0.2%
00254		17	0.1%
00255		30	0.2%
00256		22	0.2%
00257		29	0.2%

**File : 22 Sikkim**

# LINE\_NO: LINE NUMBER

Value	Label	Cases	Percentage
00258		20	0.2%
00259		19	0.1%
00260		24	0.2%
00261		20	0.2%
00262		18	0.1%
00263		23	0.2%
00264		19	0.1%
00265		15	0.1%
00266		22	0.2%
00267		18	0.1%
00268		13	0.1%
00269		16	0.1%
00270		15	0.1%
00271		20	0.2%
00272		12	0.1%
00273		16	0.1%
00274		14	0.1%
00275		13	0.1%
00276		21	0.2%
00277		16	0.1%
00278		21	0.2%
00279		16	0.1%
00280		18	0.1%
00281		14	0.1%
00282		13	0.1%
00283		19	0.1%
00284		12	0.1%
00285		14	0.1%
00286		8	0.1%
00287		16	0.1%
00288		12	0.1%
00289		21	0.2%
00290		15	0.1%
00291		14	0.1%
00292		9	0.1%
00293		12	0.1%
00294		10	0.1%
00295		10	0.1%
00296		11	0.1%
00297		10	0.1%
00298		12	0.1%
00299		12	0.1%
00300		17	0.1%

**File : 22 Sikkim**

# LINE\_NO: LINE NUMBER

Value	Label	Cases	Percentage
00301		9	0.1%
00302		11	0.1%
00303		13	0.1%
00304		13	0.1%
00305		13	0.1%
00306		14	0.1%
00307		15	0.1%
00308		9	0.1%
00309		12	0.1%
00310		8	0.1%
00311		15	0.1%
00312		10	0.1%
00313		11	0.1%
00314		12	0.1%
00315		8	0.1%
00316		11	0.1%
00317		12	0.1%
00318		10	0.1%
00319		13	0.1%
00320		11	0.1%
00321		13	0.1%
00322		7	0.1%
00323		14	0.1%
00324		11	0.1%
00325		9	0.1%
00326		15	0.1%
00327		12	0.1%
00328		12	0.1%
00329		10	0.1%
00330		11	0.1%
00331		12	0.1%
00332		8	0.1%
00333		7	0.1%
00334		9	0.1%
00335		9	0.1%
00336		16	0.1%
00337		10	0.1%
00338		9	0.1%
00339		7	0.1%
00340		7	0.1%
00341		11	0.1%
00342		7	0.1%
00343		6	0.0%

## File : 22 Sikkim

# LINE\_NO: LINE NUMBER

Value	Label	Cases	Percentage
00344		2	0.0%
00345		8	0.1%
00346		8	0.1%
00347		5	0.0%
00348		4	0.0%
00349		7	0.1%
00350		6	0.0%
00351		10	0.1%
00352		5	0.0%
00353		4	0.0%
00354		3	0.0%
00355		7	0.1%
00356		3	0.0%
00357		6	0.0%
00358		9	0.1%
00359		7	0.1%
00360		7	0.1%
00361		3	0.0%
00362		7	0.1%
00363		4	0.0%
00364		6	0.0%
00365		4	0.0%
00366		6	0.0%
00367		5	0.0%
00368		3	0.0%
00369		2	0.0%
00370		5	0.0%
00371		4	0.0%
00372		8	0.1%
00373		3	0.0%
00374		8	0.1%
00375		3	0.0%
00376		10	0.1%
00377		6	0.0%
00378		4	0.0%
00379		8	0.1%
00380		9	0.1%
00381		7	0.1%
00382		6	0.0%
00383		4	0.0%
00384		5	0.0%
00385		5	0.0%
00386		7	0.1%

**File : 22 Sikkim**

# LINE\_NO: LINE NUMBER

Value	Label	Cases	Percentage
00387		5	0.0%
00388		3	0.0%
00389		6	0.0%
00390		6	0.0%
00391		6	0.0%
00392		8	0.1%
00393		7	0.1%
00394		10	0.1%
00395		6	0.0%
00396		5	0.0%
00397		6	0.0%
00398		5	0.0%
00399		7	0.1%
00400		5	0.0%
00401		3	0.0%
00402		3	0.0%
00403		6	0.0%
00404		8	0.1%
00405		4	0.0%
00406		5	0.0%
00407		3	0.0%
00408		4	0.0%
00409		4	0.0%
00410		2	0.0%
00411		8	0.1%
00412		7	0.1%
00413		5	0.0%
00414		4	0.0%
00415		5	0.0%
00416		5	0.0%
00417		8	0.1%
00418		6	0.0%
00419		6	0.0%
00420		3	0.0%
00421		4	0.0%
00422		4	0.0%
00423		4	0.0%
00424		3	0.0%
00425		8	0.1%
00426		9	0.1%
00427		6	0.0%
00428		9	0.1%
00429		5	0.0%

**File : 22 Sikkim**

# LINE\_NO: LINE NUMBER

Value	Label	Cases	Percentage
00430		7	0.1%
00431		9	0.1%
00432		4	0.0%
00433		6	0.0%
00434		2	0.0%
00435		2	0.0%
00436		4	0.0%
00437		4	0.0%
00438		4	0.0%
00439		5	0.0%
00440		4	0.0%
00441		3	0.0%
00442		3	0.0%
00443		4	0.0%
00444		3	0.0%
00445		6	0.0%
00446		9	0.1%
00447		3	0.0%
00448		3	0.0%
00449		5	0.0%
00450		4	0.0%
00451		2	0.0%
00452		4	0.0%
00453		4	0.0%
00454		4	0.0%
00455		5	0.0%
00456		4	0.0%
00457		3	0.0%
00458		4	0.0%
00459		4	0.0%
00460		5	0.0%
00461		3	0.0%
00462		2	0.0%
00463		5	0.0%
00464		5	0.0%
00465		5	0.0%
00466		8	0.1%
00467		6	0.0%
00468		4	0.0%
00469		2	0.0%
00470		3	0.0%
00471		4	0.0%
00472		5	0.0%



**File : 22 Sikkim**

# LINE\_NO: LINE NUMBER

Value	Label	Cases	Percentage
00473		3	0.0%
00474		2	0.0%
00475		3	0.0%
00476		4	0.0%
00477		2	0.0%
00478		3	0.0%
00479		1	0.0%
00480		3	0.0%
00481		5	0.0%
00482		4	0.0%
00483		2	0.0%
00484		4	0.0%
00485		4	0.0%
00486		3	0.0%
00487		2	0.0%
00488		6	0.0%
00489		3	0.0%
00490		4	0.0%
00491		4	0.0%
00492		2	0.0%
00493		5	0.0%
00494		4	0.0%
00495		5	0.0%
00496		3	0.0%
00497		2	0.0%
00498		2	0.0%
00499		2	0.0%
00500		3	0.0%
00501		8	0.1%
00503		5	0.0%
00504		1	0.0%
00505		6	0.0%
00506		3	0.0%
00507		2	0.0%
00508		2	0.0%
00509		4	0.0%
00510		1	0.0%
00511		7	0.1%
00512		1	0.0%
00513		5	0.0%
00514		2	0.0%
00515		4	0.0%
00516		2	0.0%

**File : 22 Sikkim**

# LINE\_NO: LINE NUMBER

Value	Label	Cases	Percentage
00517		3	0.0%
00518		2	0.0%
00519		5	0.0%
00520		3	0.0%
00521		3	0.0%
00522		6	0.0%
00523		3	0.0%
00524		3	0.0%
00525		7	0.1%
00526		4	0.0%
00527		3	0.0%
00528		2	0.0%
00529		3	0.0%
00530		1	0.0%
00531		1	0.0%
00532		3	0.0%
00533		2	0.0%
00534		3	0.0%
00535		3	0.0%
00536		4	0.0%
00537		2	0.0%
00538		3	0.0%
00539		1	0.0%
00540		2	0.0%
00541		3	0.0%
00542		3	0.0%
00543		2	0.0%
00544		3	0.0%
00545		2	0.0%
00546		3	0.0%
00548		3	0.0%
00549		3	0.0%
00550		2	0.0%
00551		1	0.0%
00552		3	0.0%
00553		2	0.0%
00554		4	0.0%
00555		4	0.0%
00556		2	0.0%
00557		2	0.0%
00558		4	0.0%
00559		4	0.0%
00560		6	0.0%

**File : 22 Sikkim**

# LINE\_NO: LINE NUMBER

Value	Label	Cases	Percentage
00561		2	0.0%
00562		3	0.0%
00563		2	0.0%
00564		1	0.0%
00565		3	0.0%
00566		1	0.0%
00567		4	0.0%
00568		2	0.0%
00569		2	0.0%
00570		2	0.0%
00571		3	0.0%
00572		2	0.0%
00573		2	0.0%
00574		2	0.0%
00575		2	0.0%
00576		2	0.0%
00577		2	0.0%
00578		2	0.0%
00579		1	0.0%
00580		1	0.0%
00581		1	0.0%
00582		1	0.0%
00583		2	0.0%
00584		1	0.0%
00585		3	0.0%
00586		2	0.0%
00587		1	0.0%
00588		2	0.0%
00589		1	0.0%
00590		1	0.0%
00591		1	0.0%
00592		4	0.0%
00593		2	0.0%
00594		2	0.0%
00595		2	0.0%
00596		2	0.0%
00597		1	0.0%
00598		2	0.0%
00600		1	0.0%
00601		1	0.0%
00602		2	0.0%
00603		1	0.0%
00609		1	0.0%

**File : 22 Sikkim**

# LINE\_NO: LINE NUMBER

Value	Label	Cases	Percentage
00612		1	0.0%
00613		1	0.0%
00614		1	0.0%
00616		1	0.0%
00617		1	0.0%
00618		2	0.0%
00619		1	0.0%
00620		2	0.0%
00621		1	0.0%
00625		1	0.0%
00626		2	0.0%
00627		1	0.0%
00628		2	0.0%
00629		2	0.0%
00630		2	0.0%
00631		3	0.0%
00632		1	0.0%
00633		1	0.0%
00635		2	0.0%
00636		2	0.0%
00637		4	0.0%
00638		2	0.0%
00639		3	0.0%
00640		1	0.0%
00641		1	0.0%
00642		1	0.0%
00650		1	0.0%
00651		1	0.0%
00660		1	0.0%
00670		1	0.0%
00677		1	0.0%
00686		1	0.0%
00689		1	0.0%
00690		1	0.0%
00691		1	0.0%
00695		1	0.0%
00707		1	0.0%
00708		1	0.0%
00715		1	0.0%
00719		1	0.0%
00729		1	0.0%
00731		2	0.0%
00732		2	0.0%

**File : 22 Sikkim**

# LINE\_NO: LINE NUMBER

Value	Label	Cases	Percentage
00737		1	0.0%
00741		1	0.0%
00744		1	0.0%
00748		1	0.0%
00755		1	0.0%
00756		1	0.0%
00757		1	0.0%
00759		1	0.0%
00761		1	0.0%
00762		1	0.0%
00765		1	0.0%
00769		2	0.0%
00775		1	0.0%
00784		1	0.0%
00785		1	0.0%
00786		2	0.0%
00790		1	0.0%
00792		2	0.0%
00797		1	0.0%
00801		1	0.0%
00802		1	0.0%
00808		1	0.0%
00809		1	0.0%
00810		1	0.0%
00814		1	0.0%
00822		1	0.0%
00823		1	0.0%
00824		1	0.0%
00826		1	0.0%
00828		1	0.0%
00830		1	0.0%
00834		1	0.0%
00848		1	0.0%
00849		1	0.0%
00878		1	0.0%
00886		1	0.0%
00890		1	0.0%
00892		1	0.0%
00925		1	0.0%
00937		1	0.0%
00939		1	0.0%
00940		1	0.0%
00941		1	0.0%

**File : 22 Sikkim**

# LINE\_NO: LINE NUMBER

Value	Label	Cases	Percentage
00954		1	0.0%
00957		1	0.0%
00958		1	0.0%
00959		1	0.0%
00960		1	0.0%
00961		1	0.0%
00965		1	0.0%
00971		1	0.0%
00984		1	0.0%
00990		1	0.0%
01008		1	0.0%
01023		1	0.0%
01053		1	0.0%
01058		1	0.0%
01076		1	0.0%
01120		1	0.0%
01129		1	0.0%
01134		1	0.0%
01137		2	0.0%
01143		1	0.0%
01145		1	0.0%
01146		1	0.0%
01147		1	0.0%
01148		1	0.0%
01150		1	0.0%
01152		1	0.0%
01153		1	0.0%
01154		1	0.0%
01156		1	0.0%
01172		1	0.0%
01174		1	0.0%
01179		1	0.0%
01180		2	0.0%
01181		1	0.0%
01183		1	0.0%
01201		1	0.0%
01211		1	0.0%
01215		1	0.0%
01238		1	0.0%
01247		1	0.0%
01251		1	0.0%
01254		1	0.0%
01256		1	0.0%

## File : 22 Sikkim

### # LINE\_NO: LINE NUMBER

Value	Label	Cases	Percentage
01258		1	0.0%
01260		1	0.0%
10124		1	0.0%
10524		1	0.0%
13900		1	0.0%
14029		1	0.0%
14102		1	0.0%
15025		1	0.0%
15100		1	0.0%
33024		1	0.0%
49000		1	0.0%

Warning: these figures indicate the number of cases found in the data file. They cannot be interpreted as summary statistics of the population of interest.

### # PREM\_S: PREMISES STATUS

<b>Information</b>	[Type= discrete] [Format=character] [Missing=*]
<b>Statistics [NW/ W]</b>	[Valid=13059 /-] [Invalid=0 /-]

Value	Label	Cases	Percentage
1	Without premises	3754	28.7%
2	With Premises	9305	71.3%

Warning: these figures indicate the number of cases found in the data file. They cannot be interpreted as summary statistics of the population of interest.

### # SRL\_NO: RUNNING SERIAL NUMBER

<b>Information</b>	[Type= discrete] [Format=character] [Missing=*]
<b>Statistics [NW/ W]</b>	[Valid=13059 /-] [Invalid=0 /-]

Value	Label	Cases	Percentage
00000		7	0.1%
00001		694	5.3%
00002		587	4.5%
00003		512	3.9%
00004		481	3.7%
00005		448	3.4%
00006		407	3.1%
00007		391	3.0%
00008		343	2.6%
00009		328	2.5%
00010		304	2.3%
00011		275	2.1%
00012		271	2.1%
00013		253	1.9%
00014		244	1.9%
00015		225	1.7%
00016		210	1.6%
00017		205	1.6%
00018		193	1.5%

## File : 22 Sikkim

### # SRL\_NO: RUNNING SERIAL NUMBER

Value	Label	Cases	Percentage
00019		187	1.4%
00020		181	1.4%
00021		173	1.3%
00022		144	1.1%
00023		141	1.1%
00024		134	1.0%
00025		127	1.0%
00026		130	1.0%
00027		125	1.0%
00028		124	0.9%
00029		110	0.8%
00030		110	0.8%
00031		103	0.8%
00032		103	0.8%
00033		101	0.8%
00034		97	0.7%
00035		98	0.8%
00036		93	0.7%
00037		90	0.7%
00038		90	0.7%
00039		88	0.7%
00040		84	0.6%
00041		78	0.6%
00042		77	0.6%
00043		74	0.6%
00044		72	0.6%
00045		72	0.6%
00046		72	0.6%
00047		68	0.5%
00048		67	0.5%
00049		64	0.5%
00050		68	0.5%
00051		67	0.5%
00052		66	0.5%
00053		62	0.5%
00054		59	0.5%
00055		60	0.5%
00056		58	0.4%
00057		58	0.4%
00058		54	0.4%
00059		56	0.4%
00060		56	0.4%
00061		52	0.4%



## File : 22 Sikkim

### # SRL\_NO: RUNNING SERIAL NUMBER

Value	Label	Cases	Percentage
00062		48	0.4%
00063		49	0.4%
00064		50	0.4%
00065		47	0.4%
00066		49	0.4%
00067		46	0.4%
00068		46	0.4%
00069		47	0.4%
00070		43	0.3%
00071		39	0.3%
00072		40	0.3%
00073		38	0.3%
00074		38	0.3%
00075		39	0.3%
00076		38	0.3%
00077		36	0.3%
00078		38	0.3%
00079		37	0.3%
00080		37	0.3%
00081		35	0.3%
00082		36	0.3%
00083		35	0.3%
00084		36	0.3%
00085		33	0.3%
00086		31	0.2%
00087		34	0.3%
00088		34	0.3%
00089		33	0.3%
00090		34	0.3%
00091		32	0.2%
00092		33	0.3%
00093		35	0.3%
00094		33	0.3%
00095		34	0.3%
00096		31	0.2%
00097		31	0.2%
00098		31	0.2%
00099		29	0.2%
00100		27	0.2%
00101		26	0.2%
00102		26	0.2%
00103		26	0.2%
00104		25	0.2%

## File : 22 Sikkim

### # SRL\_NO: RUNNING SERIAL NUMBER

Value	Label	Cases	Percentage
00105		25	0.2%
00106		25	0.2%
00107		24	0.2%
00108		21	0.2%
00109		21	0.2%
00110		22	0.2%
00111		21	0.2%
00112		22	0.2%
00113		19	0.1%
00114		20	0.2%
00115		18	0.1%
00116		19	0.1%
00117		18	0.1%
00118		18	0.1%
00119		17	0.1%
00120		18	0.1%
00121		17	0.1%
00122		17	0.1%
00123		17	0.1%
00124		17	0.1%
00125		17	0.1%
00126		15	0.1%
00127		14	0.1%
00128		15	0.1%
00129		14	0.1%
00130		13	0.1%
00131		13	0.1%
00132		15	0.1%
00133		11	0.1%
00134		14	0.1%
00135		14	0.1%
00136		12	0.1%
00137		13	0.1%
00138		12	0.1%
00139		11	0.1%
00140		12	0.1%
00141		11	0.1%
00142		10	0.1%
00143		10	0.1%
00144		9	0.1%
00145		9	0.1%
00146		8	0.1%
00147		9	0.1%

**File : 22 Sikkim****# SRL\_NO: RUNNING SERIAL NUMBER**

<b>Value</b>	<b>Label</b>	<b>Cases</b>	<b>Percentage</b>
00148		9	0.1%
00149		9	0.1%
00150		10	0.1%
00151		10	0.1%
00152		8	0.1%
00153		9	0.1%
00154		8	0.1%
00155		8	0.1%
00156		9	0.1%
00157		10	0.1%
00158		7	0.1%
00159		7	0.1%
00160		7	0.1%
00161		7	0.1%
00162		7	0.1%
00163		7	0.1%
00164		7	0.1%
00165		7	0.1%
00166		7	0.1%
00167		7	0.1%
00168		7	0.1%
00169		7	0.1%
00170		7	0.1%
00171		6	0.0%
00172		6	0.0%
00173		5	0.0%
00174		6	0.0%
00175		5	0.0%
00176		6	0.0%
00177		6	0.0%
00178		6	0.0%
00179		6	0.0%
00180		6	0.0%
00181		6	0.0%
00182		6	0.0%
00183		6	0.0%
00184		6	0.0%
00185		6	0.0%
00186		7	0.1%
00187		5	0.0%
00188		5	0.0%
00189		5	0.0%
00190		5	0.0%

**File : 22 Sikkim****# SRL\_NO: RUNNING SERIAL NUMBER**

<b>Value</b>	<b>Label</b>	<b>Cases</b>	<b>Percentage</b>
00191		5	0.0%
00192		6	0.0%
00193		5	0.0%
00194		5	0.0%
00195		5	0.0%
00196		5	0.0%
00197		3	0.0%
00198		2	0.0%
00199		2	0.0%
00200		2	0.0%
00201		2	0.0%
00202		2	0.0%
00203		2	0.0%
00204		2	0.0%
00205		2	0.0%
00206		2	0.0%
00207		2	0.0%
00208		2	0.0%
00209		2	0.0%
00210		1	0.0%
00211		1	0.0%
00212		1	0.0%
00213		1	0.0%
00214		1	0.0%
00216		1	0.0%
00217		1	0.0%
00218		1	0.0%
00219		1	0.0%
00220		1	0.0%
00221		1	0.0%
00222		1	0.0%
00223		1	0.0%
00224		1	0.0%
00225		1	0.0%
00226		1	0.0%
00227		1	0.0%
00228		1	0.0%
00229		1	0.0%
00230		1	0.0%
00231		1	0.0%
00232		1	0.0%
00233		1	0.0%
00234		1	0.0%

**File : 22 Sikkim****# SRL\_NO: RUNNING SERIAL NUMBER**

<b>Value</b>	<b>Label</b>	<b>Cases</b>	<b>Percentage</b>
00235		1	0.0%
00236		1	0.0%
00237		1	0.0%
00238		1	0.0%
00239		1	0.0%
00240		1	0.0%
00241		1	0.0%
00242		2	0.0%
00244		1	0.0%
00245		1	0.0%
00246		2	0.0%
00247		2	0.0%
00248		2	0.0%
00249		1	0.0%
00250		1	0.0%
00251		1	0.0%
00252		1	0.0%
00253		1	0.0%
00254		1	0.0%
00255		1	0.0%
00256		1	0.0%
00257		1	0.0%
00258		1	0.0%
00259		1	0.0%
00260		1	0.0%
00261		1	0.0%
00262		1	0.0%
00264		1	0.0%
00265		2	0.0%
00266		1	0.0%
00267		2	0.0%
00268		1	0.0%
00269		1	0.0%
00270		1	0.0%
00271		1	0.0%
00272		1	0.0%
00273		1	0.0%
00274		1	0.0%
00276		1	0.0%
00277		1	0.0%
00278		1	0.0%
00280		1	0.0%
00281		1	0.0%

## File : 22 Sikkim

### # SRL\_NO: RUNNING SERIAL NUMBER

Value	Label	Cases	Percentage
00282		1	0.0%
00283		1	0.0%
00284		1	0.0%
00285		1	0.0%
00286		1	0.0%
00287		1	0.0%
00288		1	0.0%
00289		1	0.0%
00290		1	0.0%
00291		1	0.0%
00293		1	0.0%
00294		1	0.0%
00295		1	0.0%
00296		1	0.0%
00297		1	0.0%
00298		1	0.0%
00775		1	0.0%
02250		1	0.0%
10000		1	0.0%

Warning: these figures indicate the number of cases found in the data file. They cannot be interpreted as summary statistics of the population of interest.

### # NIC: NIC

<b>Information</b>	[Type= discrete] [Format=character] [Missing=*]
<b>Statistics [NW/ W]</b>	[Valid=13059 /-] [Invalid=0 /-]
<i>Frequency table not shown (1284 Modalities)</i>	

### # AGRI\_NON\_AGRI: AGRILAND NON-AGRI.

<b>Information</b>	[Type= discrete] [Format=character] [Missing=*]
<b>Statistics [NW/ W]</b>	[Valid=13059 /-] [Invalid=0 /-]

Value	Label	Cases	Percentage
1	Agriculture	313	2.4%
2	Non-Agriculture	12746	97.6%

Warning: these figures indicate the number of cases found in the data file. They cannot be interpreted as summary statistics of the population of interest.

### # NOP: NATURE OF OPERATION

<b>Information</b>	[Type= discrete] [Format=character] [Missing=*]
<b>Statistics [NW/ W]</b>	[Valid=13059 /-] [Invalid=0 /-]

Value	Label	Cases	Percentage
1	Perennial	12375	94.8%
2	Non-Perennial	684	5.2%

Warning: these figures indicate the number of cases found in the data file. They cannot be interpreted as summary statistics of the population of interest.

### # OWN\_SHIP: OWNERSHIP CODE

<b>Information</b>	[Type= discrete] [Format=character] [Missing=*]
<b>Statistics [NW/ W]</b>	[Valid=13059 /-] [Invalid=0 /-]

## File : 22 Sikkim

### # OWN\_SHIP: OWNERSHIP CODE

Value	Label	Cases	Percentage
1	Private Non-Profit Institutions	347	2.7%
2	Private Others	10539	80.7%
3	Co-operatives	98	0.8%
4	Governments	2075	15.9%

Warning: these figures indicate the number of cases found in the data file. They cannot be interpreted as summary statistics of the population of interest.

### # SG: SOCIAL GROUP CODE

<b>Information</b>	[Type= discrete] [Format=character] [Missing=*]
<b>Statistics [NW/ W]</b>	[Valid=13059 /-] [Invalid=0 /-]

Value	Label	Cases	Percentage
1	ST Female	373	2.9%
2	ST Male	1695	13.0%
3	SC Female	149	1.1%
4	SC Male	538	4.1%
5	OBC Female	389	3.0%
6	OBC Male	1452	11.1%
7	Others Female	393	3.0%
8	Others Male	5550	42.5%
9	Other than private enterprises	2520	19.3%

Warning: these figures indicate the number of cases found in the data file. They cannot be interpreted as summary statistics of the population of interest.

### # P\_F\_USED: POWER/FUEL USED

<b>Information</b>	[Type= discrete] [Format=character] [Missing=*]
<b>Statistics [NW/ W]</b>	[Valid=13059 /-] [Invalid=0 /-]

Value	Label	Cases	Percentage
0	Without power	8703	66.6%
1	Electricity	1121	8.6%
2	Coal/soft coke	149	1.1%
3	Patrol/Diesel	2061	15.8%
4	LPG/Natural Gas	308	2.4%
5	Fire wood	445	3.4%
6	Kerosene	173	1.3%
7	Animal power	10	0.1%
8	"Non-conventional energy (bio-gas, solar & wind energy)	12	0.1%
9	Others	77	0.6%

Warning: these figures indicate the number of cases found in the data file. They cannot be interpreted as summary statistics of the population of interest.

### # Y\_OPRA: YEAR OF OPERATION

<b>Information</b>	[Type= discrete] [Format=character] [Missing=*]
<b>Statistics [NW/ W]</b>	[Valid=13059 /-] [Invalid=0 /-]

Value	Label	Cases	Percentage
0	Less than 1 year	660	5.1%
1	Completed 1 year	1102	8.4%
2	Completed 2 years	1482	11.3%

## File : 22 Sikkim

### # Y\_OPRA: YEAR OF OPERATION

Value	Label	Cases	Percentage
3	Completed 3 years	1109	8.5%
4	Completed 4 years	1053	8.1%
5	Completed 5 years	966	7.4%
6	Completed 6 years	589	4.5%
7	Completed 7 years	355	2.7%
8	Completed 8 years	328	2.5%
9	Completed 9 years or more	5415	41.5%

Warning: these figures indicate the number of cases found in the data file. They cannot be interpreted as summary statistics of the population of interest.

### # REGISN: REGISTRATION CODE

<b>Information</b>	[Type= discrete] [Format=character] [Missing=*]
<b>Statistics [NW/ W]</b>	[Valid=13059 /-] [Invalid=0 /-]

Value	Label	Cases	Percentage
00		11933	91.4%
01		72	0.6%
02		669	5.1%
03		51	0.4%
04		12	0.1%
05		51	0.4%
06		93	0.7%
07		1	0.0%
08		1	0.0%
09		66	0.5%
15		2	0.0%
22		105	0.8%
33		1	0.0%
44		1	0.0%
99		1	0.0%

Warning: these figures indicate the number of cases found in the data file. They cannot be interpreted as summary statistics of the population of interest.

### # SOF: SOURCE OF FINANCE

<b>Information</b>	[Type= discrete] [Format=character] [Missing=*]
<b>Statistics [NW/ W]</b>	[Valid=13059 /-] [Invalid=0 /-]

Value	Label	Cases	Percentage
1	Assistance under IRDP	64	0.5%
2	Assistance under other poverty alleviation programs(TRYSEM/ DWCARA/toll kits)	147	1.1%
3	Borrowing from institutions	338	2.6%
4	Borrowing from non-institutions	106	0.8%
5	Self financing	8023	61.4%
6	Others	4381	33.5%

Warning: these figures indicate the number of cases found in the data file. They cannot be interpreted as summary statistics of the population of interest.

### # T\_ADULT\_M: TOTAL ADULT MALE

<b>Information</b>	[Type= discrete] [Format=character] [Missing=*]
--------------------	---



# File : 22 Sikkim

## # T\_ADULT\_M: TOTAL ADULT MALE

Statistics [NW/ W] [Valid=13059 /-] [Invalid=0 /-]

Value	Label	Cases	Percentage
00000		888	6.8%
00001		6499	49.8%
00002		2797	21.4%
00003		941	7.2%
00004		549	4.2%
00005		371	2.8%
00006		203	1.6%
00007		135	1.0%
00008		109	0.8%
00009		75	0.6%
00010		69	0.5%
00011		47	0.4%
00012		48	0.4%
00013		30	0.2%
00014		27	0.2%
00015		24	0.2%
00016		23	0.2%
00017		14	0.1%
00018		17	0.1%
00019		5	0.0%
00020		17	0.1%
00021		10	0.1%
00022		7	0.1%
00023		10	0.1%
00024		4	0.0%
00025		21	0.2%
00026		6	0.0%
00027		3	0.0%
00028		1	0.0%
00029		2	0.0%
00030		7	0.1%
00031		6	0.0%
00032		5	0.0%
00033		5	0.0%
00034		1	0.0%
00035		5	0.0%
00036		3	0.0%
00038		2	0.0%
00039		3	0.0%
00040		4	0.0%
00041		2	0.0%
00042		1	0.0%

## File : 22 Sikkim

### # T\_ADULT\_M: TOTAL ADULT MALE

Value	Label	Cases	Percentage
00043		1	0.0%
00044		2	0.0%
00045		2	0.0%
00046		1	0.0%
00047		2	0.0%
00049		1	0.0%
00050		7	0.1%
00051		2	0.0%
00052		1	0.0%
00053		3	0.0%
00054		1	0.0%
00058		2	0.0%
00059		3	0.0%
00060		2	0.0%
00062		2	0.0%
00063		2	0.0%
00064		3	0.0%
00065		1	0.0%
00068		3	0.0%
00069		2	0.0%
00072		2	0.0%
00073		2	0.0%
00088		1	0.0%
00089		1	0.0%
00092		1	0.0%
00095		1	0.0%
00100		1	0.0%
00105		1	0.0%
00111		1	0.0%
00128		1	0.0%
00135		1	0.0%
00143		1	0.0%
00160		1	0.0%
00196		1	0.0%
00275		1	0.0%
00285		1	0.0%
00380		2	0.0%

Warning: these figures indicate the number of cases found in the data file. They cannot be interpreted as summary statistics of the population of interest.

### # T\_ADULT\_F: TOTAL ADULT FEMALE

<b>Information</b>	[Type= discrete] [Format=character] [Missing=*]		
<b>Statistics [NW/ W]</b>	[Valid=13059 /-] [Invalid=0 /-]		
Value	Label	Cases	Percentage
00000		8645	66.2%

## File : 22 Sikkim

### # T\_ADULT\_F: TOTAL ADULT FEMALE

Value	Label	Cases	Percentage
00001		2735	20.9%
00002		774	5.9%
00003		279	2.1%
00004		164	1.3%
00005		99	0.8%
00006		75	0.6%
00007		50	0.4%
00008		40	0.3%
00009		32	0.2%
00010		33	0.3%
00011		8	0.1%
00012		20	0.2%
00013		8	0.1%
00014		5	0.0%
00015		9	0.1%
00016		8	0.1%
00017		2	0.0%
00018		7	0.1%
00020		11	0.1%
00021		7	0.1%
00022		3	0.0%
00023		3	0.0%
00024		1	0.0%
00025		7	0.1%
00026		4	0.0%
00027		1	0.0%
00028		1	0.0%
00029		2	0.0%
00030		1	0.0%
00031		2	0.0%
00032		2	0.0%
00034		1	0.0%
00035		2	0.0%
00036		2	0.0%
00038		1	0.0%
00039		1	0.0%
00042		1	0.0%
00043		2	0.0%
00046		1	0.0%
00047		1	0.0%
00048		1	0.0%
00051		1	0.0%
00068		1	0.0%

## File : 22 Sikkim

### # T\_ADULT\_F: TOTAL ADULT FEMALE

Value	Label	Cases	Percentage
00072		1	0.0%
00075		1	0.0%
00082		1	0.0%
00100		1	0.0%
00172		1	0.0%
00177		1	0.0%

Warning: these figures indicate the number of cases found in the data file. They cannot be interpreted as summary statistics of the population of interest.

### # T\_CHILD\_M: TOTAL CHIELD MALE

<b>Information</b>	[Type= discrete] [Format=character] [Missing=*]
<b>Statistics [NW/ W]</b>	[Valid=13059 /-] [Invalid=0 /-]

Value	Label	Cases	Percentage
00000		12697	97.2%
00001		240	1.8%
00002		85	0.7%
00003		26	0.2%
00004		3	0.0%
00005		3	0.0%
00006		1	0.0%
00010		1	0.0%
00013		1	0.0%
00017		1	0.0%
00024		1	0.0%

Warning: these figures indicate the number of cases found in the data file. They cannot be interpreted as summary statistics of the population of interest.

### # T\_CHILD\_F: TOTAL CHIELD FEMALE

<b>Information</b>	[Type= discrete] [Format=character] [Missing=*]
<b>Statistics [NW/ W]</b>	[Valid=13059 /-] [Invalid=0 /-]

Value	Label	Cases	Percentage
00000		12886	98.7%
00001		125	1.0%
00002		30	0.2%
00003		11	0.1%
00004		6	0.0%
00020		1	0.0%

Warning: these figures indicate the number of cases found in the data file. They cannot be interpreted as summary statistics of the population of interest.

### # TOT: TOTAL OF TOTAL

<b>Information</b>	[Type= discrete] [Format=character] [Missing=*]
<b>Statistics [NW/ W]</b>	[Valid=13059 /-] [Invalid=0 /-]

Value	Label	Cases	Percentage
00001		5368	41.1%
00002		3735	28.6%
00003		1251	9.6%

## File : 22 Sikkim

### # TOT: TOTAL OF TOTAL

Value	Label	Cases	Percentage
00004		750	5.7%
00005		402	3.1%
00006		324	2.5%
00007		245	1.9%
00008		152	1.2%
00009		91	0.7%
00010		97	0.7%
00011		56	0.4%
00012		54	0.4%
00013		53	0.4%
00014		54	0.4%
00015		32	0.2%
00016		31	0.2%
00017		26	0.2%
00018		19	0.1%
00019		18	0.1%
00020		22	0.2%
00021		18	0.1%
00022		18	0.1%
00023		8	0.1%
00024		15	0.1%
00025		15	0.1%
00026		14	0.1%
00027		8	0.1%
00028		11	0.1%
00029		4	0.0%
00030		8	0.1%
00031		5	0.0%
00032		9	0.1%
00033		5	0.0%
00034		4	0.0%
00035		9	0.1%
00036		6	0.0%
00037		3	0.0%
00038		2	0.0%
00039		6	0.0%
00040		3	0.0%
00041		1	0.0%
00042		2	0.0%
00043		1	0.0%
00045		7	0.1%
00046		1	0.0%
00047		4	0.0%

**File : 22 Sikkim****# TOT: TOTAL OF TOTAL**

<b>Value</b>	<b>Label</b>	<b>Cases</b>	<b>Percentage</b>
00048		2	0.0%
00049		2	0.0%
00050		4	0.0%
00051		5	0.0%
00052		1	0.0%
00053		2	0.0%
00054		1	0.0%
00055		4	0.0%
00056		3	0.0%
00057		2	0.0%
00058		1	0.0%
00059		2	0.0%
00060		5	0.0%
00061		3	0.0%
00062		3	0.0%
00063		3	0.0%
00065		2	0.0%
00067		2	0.0%
00068		1	0.0%
00070		2	0.0%
00071		1	0.0%
00073		1	0.0%
00074		1	0.0%
00075		4	0.0%
00077		1	0.0%
00078		3	0.0%
00081		1	0.0%
00082		1	0.0%
00083		1	0.0%
00085		1	0.0%
00086		1	0.0%
00088		3	0.0%
00090		1	0.0%
00092		1	0.0%
00094		1	0.0%
00097		1	0.0%
00098		2	0.0%
00099		1	0.0%
00100		1	0.0%
00108		1	0.0%
00115		1	0.0%
00116		1	0.0%
00123		1	0.0%

## File : 22 Sikkim

### # TOT: TOTAL OF TOTAL

Value	Label	Cases	Percentage
00132		1	0.0%
00151		1	0.0%
00156		1	0.0%
00169		1	0.0%
00228		1	0.0%
00264		1	0.0%
00315		1	0.0%
00357		1	0.0%
00385		1	0.0%
00396		1	0.0%
00455		1	0.0%

Warning: these figures indicate the number of cases found in the data file. They cannot be interpreted as summary statistics of the population of interest.

### # H\_ADULT\_M: HIRED ADULT MALE

<b>Information</b>	[Type= discrete] [Format=character] [Missing=*]
<b>Statistics [NW/ W]</b>	[Valid=13059 /-] [Invalid=0 /-]

Value	Label	Cases	Percentage
00000		6089	46.6%
00001		3176	24.3%
00002		1736	13.3%
00003		539	4.1%
00004		381	2.9%
00005		250	1.9%
00006		176	1.3%
00007		95	0.7%
00008		103	0.8%
00009		61	0.5%
00010		53	0.4%
00011		43	0.3%
00012		47	0.4%
00013		28	0.2%
00014		20	0.2%
00015		26	0.2%
00016		19	0.1%
00017		17	0.1%
00018		15	0.1%
00019		4	0.0%
00020		18	0.1%
00021		7	0.1%
00022		7	0.1%
00023		11	0.1%
00024		4	0.0%
00025		18	0.1%
00026		6	0.0%

## File : 22 Sikkim

### # H\_ADULT\_M: HIRED ADULT MALE

Value	Label	Cases	Percentage
00027		3	0.0%
00028		1	0.0%
00029		2	0.0%
00030		9	0.1%
00031		5	0.0%
00032		5	0.0%
00033		4	0.0%
00035		5	0.0%
00036		3	0.0%
00038		2	0.0%
00039		3	0.0%
00040		4	0.0%
00041		2	0.0%
00042		1	0.0%
00043		1	0.0%
00044		2	0.0%
00045		2	0.0%
00046		1	0.0%
00047		2	0.0%
00049		1	0.0%
00050		7	0.1%
00051		1	0.0%
00052		1	0.0%
00053		3	0.0%
00054		1	0.0%
00057		1	0.0%
00059		3	0.0%
00060		2	0.0%
00062		2	0.0%
00063		2	0.0%
00064		3	0.0%
00065		1	0.0%
00068		3	0.0%
00069		2	0.0%
00072		2	0.0%
00073		2	0.0%
00088		1	0.0%
00089		1	0.0%
00092		1	0.0%
00095		1	0.0%
00100		1	0.0%
00105		1	0.0%
00111		1	0.0%



## File : 22 Sikkim

### # H\_ADULT\_M: HIRED ADULT MALE

Value	Label	Cases	Percentage
00128		1	0.0%
00135		1	0.0%
00143		1	0.0%
00160		1	0.0%
00196		1	0.0%
00275		1	0.0%
00285		1	0.0%
00380		2	0.0%

Warning: these figures indicate the number of cases found in the data file. They cannot be interpreted as summary statistics of the population of interest.

### # H\_ADULT\_F: HIRED ADULT FEMALE

<b>Information</b>	[Type= discrete] [Format=character] [Missing=*]
--------------------	---

<b>Statistics [NW/ W]</b>	[Valid=13059 /-] [Invalid=0 /-]
---------------------------	---------------------------------

Value	Label	Cases	Percentage
00000		10974	84.0%
00001		777	5.9%
00002		536	4.1%
00003		207	1.6%
00004		135	1.0%
00005		86	0.7%
00006		68	0.5%
00007		46	0.4%
00008		40	0.3%
00009		29	0.2%
00010		32	0.2%
00011		6	0.0%
00012		20	0.2%
00013		8	0.1%
00014		4	0.0%
00015		9	0.1%
00016		8	0.1%
00017		2	0.0%
00018		7	0.1%
00020		11	0.1%
00021		7	0.1%
00022		3	0.0%
00023		3	0.0%
00024		1	0.0%
00025		7	0.1%
00026		4	0.0%
00027		1	0.0%
00028		1	0.0%
00029		2	0.0%
00030		1	0.0%

## File : 22 Sikkim

### # H\_ADULT\_F: HIRED ADULT FEMALE

Value	Label	Cases	Percentage
00031		2	0.0%
00032		2	0.0%
00034		1	0.0%
00035		2	0.0%
00036		2	0.0%
00038		1	0.0%
00039		1	0.0%
00042		1	0.0%
00043		2	0.0%
00046		1	0.0%
00047		1	0.0%
00048		1	0.0%
00068		1	0.0%
00072		1	0.0%
00075		1	0.0%
00082		1	0.0%
00100		1	0.0%
00172		1	0.0%
00177		1	0.0%

*Warning: these figures indicate the number of cases found in the data file. They cannot be interpreted as summary statistics of the population of interest.*

### # H\_CHILD\_M: HIRED CHIELD MALE

<b>Information</b>	[Type= discrete] [Format=character] [Missing=*]
<b>Statistics [NW/ W]</b>	[Valid=13059 /-] [Invalid=0 /-]

Value	Label	Cases	Percentage
00000		12977	99.4%
00001		59	0.5%
00002		14	0.1%
00003		7	0.1%
00005		1	0.0%
00017		1	0.0%

*Warning: these figures indicate the number of cases found in the data file. They cannot be interpreted as summary statistics of the population of interest.*

### # H\_CHILD\_F: HIRED CHIELD FEMALE

<b>Information</b>	[Type= discrete] [Format=character] [Missing=*]
<b>Statistics [NW/ W]</b>	[Valid=13059 /-] [Invalid=0 /-]

Value	Label	Cases	Percentage
00000		13043	99.9%
00001		16	0.1%

*Warning: these figures indicate the number of cases found in the data file. They cannot be interpreted as summary statistics of the population of interest.*

### # T\_HIRED: TOTAL OF HIRED

<b>Information</b>	[Type= discrete] [Format=character] [Missing=*]
<b>Statistics [NW/ W]</b>	[Valid=13059 /-] [Invalid=0 /-]

**File : 22 Sikkim**

**# T\_HIRED: TOTAL OF HIRED**

Value	Label	Cases	Percentage
00000		5640	43.2%
00001		2991	22.9%
00002		1939	14.8%
00003		580	4.4%
00004		412	3.2%
00005		238	1.8%
00006		234	1.8%
00007		160	1.2%
00008		134	1.0%
00009		67	0.5%
00010		72	0.6%
00011		41	0.3%
00012		47	0.4%
00013		56	0.4%
00014		42	0.3%
00015		36	0.3%
00016		25	0.2%
00017		23	0.2%
00018		19	0.1%
00019		17	0.1%
00020		22	0.2%
00021		13	0.1%
00022		19	0.1%
00023		9	0.1%
00024		15	0.1%
00025		14	0.1%
00026		12	0.1%
00027		7	0.1%
00028		10	0.1%
00029		4	0.0%
00030		9	0.1%
00031		5	0.0%
00032		8	0.1%
00033		4	0.0%
00034		3	0.0%
00035		9	0.1%
00036		5	0.0%
00037		3	0.0%
00038		2	0.0%
00039		6	0.0%
00040		3	0.0%
00041		1	0.0%
00042		2	0.0%

**File : 22 Sikkim****# T\_HIRED: TOTAL OF HIRED**

<b>Value</b>	<b>Label</b>	<b>Cases</b>	<b>Percentage</b>
00043		1	0.0%
00045		7	0.1%
00046		1	0.0%
00047		4	0.0%
00048		2	0.0%
00049		1	0.0%
00050		5	0.0%
00051		2	0.0%
00052		1	0.0%
00053		2	0.0%
00054		1	0.0%
00055		4	0.0%
00056		3	0.0%
00057		2	0.0%
00059		2	0.0%
00060		5	0.0%
00061		3	0.0%
00062		3	0.0%
00063		3	0.0%
00065		2	0.0%
00067		2	0.0%
00068		1	0.0%
00070		2	0.0%
00071		1	0.0%
00073		1	0.0%
00074		1	0.0%
00075		4	0.0%
00077		2	0.0%
00078		2	0.0%
00081		1	0.0%
00082		1	0.0%
00083		1	0.0%
00085		1	0.0%
00086		1	0.0%
00088		3	0.0%
00090		1	0.0%
00092		1	0.0%
00094		1	0.0%
00097		1	0.0%
00098		2	0.0%
00099		1	0.0%
00100		1	0.0%
00108		1	0.0%

## File : 22 Sikkim

### # T\_HIRED: TOTAL OF HIRED

Value	Label	Cases	Percentage
00115		1	0.0%
00116		1	0.0%
00123		1	0.0%
00132		1	0.0%
00151		1	0.0%
00156		1	0.0%
00169		1	0.0%
00228		1	0.0%
00264		1	0.0%
00315		1	0.0%
00357		1	0.0%
00385		1	0.0%
00396		1	0.0%
00455		1	0.0%

Warning: these figures indicate the number of cases found in the data file. They cannot be interpreted as summary statistics of the population of interest.

### # REMAKS: REMARKS

**Information** [Type= discrete] [Format=character] [Missing=\*]

**Statistics [NW/ W]** [Valid=13059 /-] [Invalid=0 /-]

Value	Label	Cases	Percentage
000		12970	99.3%
002		7	0.1%
003		7	0.1%
018		7	0.1%
026		7	0.1%
034		1	0.0%
043		7	0.1%
045		4	0.0%
078		4	0.0%
138		7	0.1%
148		7	0.1%
156		7	0.1%
241		7	0.1%
300		7	0.1%
407		3	0.0%
519		7	0.1%

Warning: these figures indicate the number of cases found in the data file. They cannot be interpreted as summary statistics of the population of interest.

### # TYPE\_ENTERP: TYPE OF ENTERPRISE

**Information** [Type= discrete] [Format=character] [Missing=\*]

**Statistics [NW/ W]** [Valid=13059 /-] [Invalid=0 /-]

Value	Label	Cases	Percentage
1		5640	43.2%
2		5987	45.8%

## File : 22 Sikkim

### # TYPE\_ENTERP: TYPE OF ENTERPRISE

Value	Label	Cases	Percentage
3		1432	11.0%

*Warning: these figures indicate the number of cases found in the data file. They cannot be interpreted as summary statistics of the population of interest.*

### # MAJOR\_ACT: MAJOR ACTIVITY CODE

<b>Information</b>	[Type= discrete] [Format=character] [Missing=*]
<b>Statistics [NW/ W]</b>	[Valid=13059 /-] [Invalid=0 /-]

Value	Label	Cases	Percentage
01		301	2.3%
02		12	0.1%
04		5	0.0%
05		475	3.6%
06		12	0.1%
07		210	1.6%
08		135	1.0%
09		5171	39.6%
10		868	6.6%
11		2169	16.6%
12		63	0.5%
13		124	0.9%
14		125	1.0%
15		3389	26.0%

*Warning: these figures indicate the number of cases found in the data file. They cannot be interpreted as summary statistics of the population of interest.*

### # SIZE\_EMP1: SIZE OF EMPLOYMENT CODE-

<b>Information</b>	[Type= discrete] [Format=character] [Missing=*]
<b>Statistics [NW/ W]</b>	[Valid=13059 /-] [Invalid=0 /-]

Value	Label	Cases	Percentage
1	Employee size 0 to 1	5368	41.1%
2	Employee size 2	3735	28.6%
3	Employee size 3	1251	9.6%
4	Employee size 4	750	5.7%
5	Employee size 5	402	3.1%
6	Employee size 6 to 9	812	6.2%
7	Employee size >9	741	5.7%

*Warning: these figures indicate the number of cases found in the data file. They cannot be interpreted as summary statistics of the population of interest.*

### # SIZE\_EMP2: SIZE OF EMPLOYMENT CODE-

<b>Information</b>	[Type= discrete] [Format=character] [Missing=*]
<b>Statistics [NW/ W]</b>	[Valid=13059 /-] [Invalid=0 /-]

Value	Label	Cases	Percentage
01	Employee size 0 to 1	5368	41.1%
02	Employee size 2	3735	28.6%
03	Employee size 3	1251	9.6%
04	Employee size 4	750	5.7%

## File : 22 Sikkim

### # SIZE\_EMP2: SIZE OF EMPLOYMENT CODE-

Value	Label	Cases	Percentage
05	Employee size 5	402	3.1%
07	Employee size 6 to 9	812	6.2%
08	Employee size 10 to 14	314	2.4%
09	Employee size 15 to 19	126	1.0%
10	Employee size 20 to 24	81	0.6%
11	Employee size 25 to 49	132	1.0%
12	Employee size 50 to 99	72	0.6%
13	Employee size 100 to 199	9	0.1%
14	Employee size 200 to 499	7	0.1%
15	Employee size >=500	0	

*Warning: these figures indicate the number of cases found in the data file. They cannot be interpreted as summary statistics of the population of interest.*

### # FITTER: FILLER

<b>Information</b>	[Type= discrete] [Format=character] [Missing=*]		
<b>Statistics [NW/ W]</b>	[Valid=13059 /-] [Invalid=0 /-]		
Value	Label	Cases	Percentage
0		13059	100.0%

*Warning: these figures indicate the number of cases found in the data file. They cannot be interpreted as summary statistics of the population of interest.*

## File : 23 TamilNadu

### # FILE\_ID: FILE-ID

**Information** [Type= discrete] [Format=character] [Missing=\*]

**Statistics [NW/ W]** [Valid=2514124 /-] [Invalid=0 /-]

Value	Label	Cases	Percentage
EC98AD		2514124	100.0%

*Warning: these figures indicate the number of cases found in the data file. They cannot be interpreted as summary statistics of the population of interest.*

### # ID\_NO: IDENTIFICATION NO (ID NO)

**Information** [Type= discrete] [Format=character] [Missing=\*]

**Statistics [NW/ W]** [Valid=2514124 /-] [Invalid=0 /-]

### # ST: STATE CODE

**Information** [Type= discrete] [Format=character] [Missing=\*]

**Statistics [NW/ W]** [Valid=2514124 /-] [Invalid=0 /-]

Value	Label	Cases	Percentage
23	Tamil Nadu	2514124	100.0%

*Warning: these figures indicate the number of cases found in the data file. They cannot be interpreted as summary statistics of the population of interest.*

### # DT: DISTRICT CODE

**Information** [Type= discrete] [Format=character] [Missing=\*]

**Statistics [NW/ W]** [Valid=2514124 /-] [Invalid=0 /-]

Value	Label	Cases	Percentage
01	CHENNAI	148003	5.9%
02	KANCHEEPURAM	103715	4.1%
03	VELLORE	160542	6.4%
04	DHARMAPURI	81516	3.2%
05	TIRUVANNAMALAI	103605	4.1%
06	CUDDALORE	68912	2.7%
07	SALEM	133293	5.3%
08	ERODE	137639	5.5%
09	THE NILGIRIS	18875	0.8%
10	COIMBATORE	177199	7.0%
11	DINDIGUL	76015	3.0%
12	TIRUCHIRAPALLI	83113	3.3%
13	THANJAVUR	81469	3.2%
14	PUDUKOTTAI	46418	1.8%
15	SIVAGANGA	37335	1.5%
16	MADURAI	101625	4.0%
17	RAMANATHAPURAM	49367	2.0%
18	VIRUDHUNAGAR	85349	3.4%
19	THUTHUKUDI	79587	3.2%
20	THIRUNELVELLI	194542	7.7%
21	KANNIYAKUMARI	76561	3.0%
22	VILLUPURAM	105689	4.2%
23	NAGAPATTINAM	49705	2.0%
24	THIRUVALLUR	81040	3.2%



## File : 23 TamilNadu

### # DT: DISTRICT CODE

Value	Label	Cases	Percentage
25	NAMAKKAL	66228	2.6%
26	THIRUVARUR	49956	2.0%
27	KARUR	44102	1.8%
28	PERRAMBALUR	30785	1.2%
29	THENI	41939	1.7%

Warning: these figures indicate the number of cases found in the data file. They cannot be interpreted as summary statistics of the population of interest.

### # TEH: TEHSIL CODE

<b>Information</b>	[Type= discrete] [Format=character] [Missing=*]
<b>Statistics [NW/ W]</b>	[Valid=2514124 /-] [Invalid=0 /-]

Value	Label	Cases	Percentage
000		320834	12.8%
001		403523	16.1%
002		267737	10.6%
003		264179	10.5%
004		305161	12.1%
005		223622	8.9%
006		226044	9.0%
007		171059	6.8%
008		72881	2.9%
009		36071	1.4%
014		130	0.0%
015		45365	1.8%
016		30355	1.2%
017		36662	1.5%
018		38980	1.6%
019		12830	0.5%
028		1358	0.1%
035		758	0.0%
037		926	0.0%
038		4054	0.2%
045		4220	0.2%
048		376	0.0%
056		1495	0.1%
065		4960	0.2%
068		1418	0.1%
075		840	0.0%
078		1114	0.0%
081		45	0.0%
088		8268	0.3%
098		216	0.0%
100		1	0.0%
108		677	0.0%
138		273	0.0%

## File : 23 TamilNadu

### # TEH: TEHSIL CODE

Value	Label	Cases	Percentage
147		36	0.0%
158		3389	0.1%
168		2735	0.1%
178		794	0.0%
201		1	0.0%
228		990	0.0%
238		939	0.0%
248		2023	0.1%
304		1	0.0%
366		15076	0.6%
403		1	0.0%
446		715	0.0%
456		121	0.0%
466		871	0.0%

Warning: these figures indicate the number of cases found in the data file. They cannot be interpreted as summary statistics of the population of interest.

### # CD\_BLOCK: CD BLOCK

**Information** [Type= discrete] [Format=character] [Missing=\*]

**Statistics [NW/ W]** [Valid=2514124 /-] [Invalid=0 /-]

Value	Label	Cases	Percentage
00		513625	20.4%
01		268831	10.7%
02		135627	5.4%
03		157233	6.3%
04		126365	5.0%
05		113013	4.5%
06		128487	5.1%
07		136802	5.4%
08		133280	5.3%
09		142133	5.7%
10		110742	4.4%
11		84367	3.4%
12		68114	2.7%
13		79039	3.1%
14		55088	2.2%
15		47551	1.9%
16		45079	1.8%
17		44501	1.8%
18		53937	2.1%
19		35172	1.4%
20		20713	0.8%
21		5578	0.2%
22		1169	0.0%
23		661	0.0%

## File : 23 TamilNadu

### # CD\_BLOCK: CD BLOCK

Value	Label	Cases	Percentage
24		824	0.0%
25		264	0.0%
26		246	0.0%
27		153	0.0%
28		277	0.0%
29		25	0.0%
30		20	0.0%
31		380	0.0%
32		74	0.0%
33		240	0.0%
34		338	0.0%
35		570	0.0%
36		343	0.0%
37		254	0.0%
38		342	0.0%
39		534	0.0%
40		325	0.0%
41		200	0.0%
42		500	0.0%
43		690	0.0%
44		159	0.0%
45		259	0.0%

Warning: these figures indicate the number of cases found in the data file. They cannot be interpreted as summary statistics of the population of interest.

### # SECTOR: SECTOR CODE

<b>Information</b>	[Type= discrete] [Format=character] [Missing=*]		
<b>Statistics [NW/ W]</b>	[Valid=2514124 /-] [Invalid=0 /-]		
Value	Label	Cases	Percentage
1	Rural	1408106	56.0%
2	Urban	1106018	44.0%

Warning: these figures indicate the number of cases found in the data file. They cannot be interpreted as summary statistics of the population of interest.

### # V\_C: VILLAGE CODE

<b>Information</b>	[Type= discrete] [Format=character] [Missing=*]		
<b>Statistics [NW/ W]</b>	[Valid=2514124 /-] [Invalid=0 /-]		
Value	Label	Cases	Percentage
001		19902	0.8%
002		15817	0.6%
003		17964	0.7%
004		15079	0.6%
005		16408	0.7%
006		17137	0.7%
007		21186	0.8%
008		16259	0.6%

## File : 23 TamilNadu

### # V\_C: VILLAGE CODE

Value	Label	Cases	Percentage
009		16424	0.7%
010		15440	0.6%
011		15547	0.6%
012		15907	0.6%
013		16108	0.6%
014		18222	0.7%
015		71267	2.8%
016		98849	3.9%
017		165354	6.6%
018		90374	3.6%
019		37508	1.5%
020		15571	0.6%
021		14588	0.6%
022		16701	0.7%
023		16689	0.7%
024		14845	0.6%
025		17101	0.7%
026		19830	0.8%
027		29014	1.2%
028		47587	1.9%
029		19801	0.8%
030		11873	0.5%
031		15009	0.6%
032		13689	0.5%
033		13737	0.5%
034		14024	0.6%
035		25129	1.0%
036		22372	0.9%
037		22288	0.9%
038		43758	1.7%
039		13921	0.6%
040		13937	0.6%
041		12285	0.5%
042		17386	0.7%
043		15715	0.6%
044		13339	0.5%
045		25188	1.0%
046		12033	0.5%
047		40713	1.6%
048		49298	2.0%
049		20320	0.8%
050		10194	0.4%
051		12836	0.5%

## File : 23 TamilNadu

### # V\_C: VILLAGE CODE

Value	Label	Cases	Percentage
052		9516	0.4%
053		11353	0.5%
054		11467	0.5%
055		18956	0.8%
056		16409	0.7%
057		21508	0.9%
058		35457	1.4%
059		11634	0.5%
060		8757	0.3%
061		7842	0.3%
062		11768	0.5%
063		8462	0.3%
064		8992	0.4%
065		18380	0.7%
066		16873	0.7%
067		16605	0.7%
068		19244	0.8%
069		10305	0.4%
070		8327	0.3%
071		7568	0.3%
072		7965	0.3%
073		8589	0.3%
074		7392	0.3%
075		20855	0.8%
076		7897	0.3%
077		11596	0.5%
078		13833	0.6%
079		11800	0.5%
080		7769	0.3%
081		6089	0.2%
082		8920	0.4%
083		6027	0.2%
084		5563	0.2%
085		11499	0.5%
086		7675	0.3%
087		8652	0.3%
088		21400	0.9%
089		5468	0.2%
090		7159	0.3%
091		4236	0.2%
092		6063	0.2%
093		7938	0.3%
094		4525	0.2%

## File : 23 TamilNadu

### # V\_C: VILLAGE CODE

Value	Label	Cases	Percentage
095		9413	0.4%
096		6650	0.3%
097		8603	0.3%
098		13235	0.5%
099		4449	0.2%
100		4604	0.2%
101		4437	0.2%
102		5798	0.2%
103		4231	0.2%
104		4978	0.2%
105		9536	0.4%
106		8216	0.3%
107		10977	0.4%
108		14547	0.6%
109		4653	0.2%
110		3661	0.1%
111		2656	0.1%
112		3106	0.1%
113		3177	0.1%
114		3376	0.1%
115		7604	0.3%
116		6711	0.3%
117		4737	0.2%
118		7024	0.3%
119		2986	0.1%
120		2777	0.1%
121		1763	0.1%
122		3134	0.1%
123		3942	0.2%
124		3137	0.1%
125		4082	0.2%
126		11207	0.4%
127		3896	0.2%
128		18395	0.7%
129		6419	0.3%
130		4584	0.2%
131		2787	0.1%
132		3537	0.1%
133		1976	0.1%
134		1870	0.1%
135		4194	0.2%
136		3431	0.1%
137		7966	0.3%

## File : 23 TamilNadu

### # V\_C: VILLAGE CODE

Value	Label	Cases	Percentage
138		6179	0.2%
139		2750	0.1%
140		1990	0.1%
141		2716	0.1%
142		3009	0.1%
143		2144	0.1%
144		1824	0.1%
145		4325	0.2%
146		5963	0.2%
147		29425	1.2%
148		12463	0.5%
149		5956	0.2%
150		1861	0.1%
151		4852	0.2%
152		1818	0.1%
153		2381	0.1%
154		1536	0.1%
155		4508	0.2%
156		1731	0.1%
157		4663	0.2%
158		11738	0.5%
159		1477	0.1%
160		2053	0.1%
161		1544	0.1%
162		1174	0.0%
163		1420	0.1%
164		2096	0.1%
165		2913	0.1%
166		5957	0.2%
167		7763	0.3%
168		45254	1.8%
169		2306	0.1%
170		953	0.0%
171		2262	0.1%
172		1540	0.1%
173		1515	0.1%
174		1504	0.1%
175		2231	0.1%
176		3095	0.1%
177		1691	0.1%
178		4873	0.2%
179		2046	0.1%
180		1136	0.0%

## File : 23 TamilNadu

### # V\_C: VILLAGE CODE

Value	Label	Cases	Percentage
181		1337	0.1%
182		1446	0.1%
183		2694	0.1%
184		926	0.0%
185		1538	0.1%
186		796	0.0%
187		3591	0.1%
188		21518	0.9%
189		1734	0.1%
190		1328	0.1%
191		1168	0.0%
192		856	0.0%
193		709	0.0%
194		1349	0.1%
195		639	0.0%
196		1493	0.1%
197		2898	0.1%
198		4036	0.2%
199		1244	0.0%
200		1138	0.0%
201		621	0.0%
202		595	0.0%
203		1486	0.1%
204		927	0.0%
205		2010	0.1%
206		692	0.0%
207		1116	0.0%
208		6586	0.3%
209		1037	0.0%
210		423	0.0%
211		536	0.0%
212		369	0.0%
213		463	0.0%
214		646	0.0%
215		5271	0.2%
216		1641	0.1%
217		1358	0.1%
218		7583	0.3%
219		1459	0.1%
220		657	0.0%
221		612	0.0%
222		287	0.0%
223		451	0.0%



## File : 23 TamilNadu

### # V\_C: VILLAGE CODE

Value	Label	Cases	Percentage
224		317	0.0%
225		3357	0.1%
226		192	0.0%
227		2148	0.1%
228		2269	0.1%
229		117	0.0%
230		149	0.0%
231		156	0.0%
232		175	0.0%
233		80	0.0%
234		179	0.0%
235		1617	0.1%
236		75	0.0%
237		1204	0.0%
238		2324	0.1%
239		968	0.0%
240		96	0.0%
241		116	0.0%
242		189	0.0%
243		105	0.0%
244		73	0.0%
245		1341	0.1%
246		32	0.0%
247		4719	0.2%
248		2704	0.1%
249		283	0.0%
250		75	0.0%
251		121	0.0%
252		42	0.0%
253		91	0.0%
254		41	0.0%
255		361	0.0%
256		38	0.0%
257		49	0.0%
258		1865	0.1%
259		469	0.0%
262		36	0.0%
265		92	0.0%
267		672	0.0%
268		1203	0.0%
269		1638	0.1%
275		469	0.0%
277		806	0.0%

## File : 23 TamilNadu

### # V\_C: VILLAGE CODE

Value	Label	Cases	Percentage
278		1007	0.0%
279		280	0.0%
285		531	0.0%
287		3472	0.1%
289		1658	0.1%
297		3448	0.1%
298		2435	0.1%
299		610	0.0%
305		1411	0.1%
308		3256	0.1%
315		149	0.0%
317		518	0.0%
318		4831	0.2%
319		199	0.0%
325		1821	0.1%
327		310	0.0%
328		4099	0.2%
329		560	0.0%
335		1755	0.1%
338		2250	0.1%
339		785	0.0%
346		1933	0.1%
347		2651	0.1%
348		1550	0.1%
349		74	0.0%
357		20040	0.8%
358		332	0.0%
366		15076	0.6%
367		1320	0.1%
377		2320	0.1%
387		399	0.0%
389		2260	0.1%
397		554	0.0%
398		1150	0.0%
407		911	0.0%
409		1989	0.1%
415		1474	0.1%
429		1229	0.0%
439		500	0.0%
446		715	0.0%
456		121	0.0%
466		871	0.0%

Warning: these figures indicate the number of cases found in the data file. They cannot be interpreted as summary statistics of the population of interest.

# File : 23 TamilNadu

## # WARD: WARD CODE

**Information** [Type= discrete] [Format=character] [Missing=\*]

**Statistics [NW/ W]** [Valid=2514124 /-] [Invalid=0 /-]

Value	Label	Cases	Percentage
000		2026228	80.6%
001		32387	1.3%
002		10791	0.4%
003		13132	0.5%
004		9066	0.4%
005		9602	0.4%
006		14302	0.6%
007		11687	0.5%
008		11993	0.5%
009		12027	0.5%
010		11653	0.5%
011		8625	0.3%
012		8705	0.3%
013		10125	0.4%
014		11966	0.5%
015		10894	0.4%
016		8636	0.3%
017		9046	0.4%
018		10274	0.4%
019		9940	0.4%
020		6268	0.2%
021		7807	0.3%
022		6269	0.2%
023		7090	0.3%
024		6380	0.3%
025		7698	0.3%
026		8307	0.3%
027		7917	0.3%
028		5623	0.2%
029		4641	0.2%
030		8503	0.3%
031		4416	0.2%
032		4726	0.2%
033		4594	0.2%
034		4285	0.2%
035		4730	0.2%
036		4106	0.2%
037		6634	0.3%
038		2194	0.1%
039		2590	0.1%
040		2909	0.1%

**File : 23 TamilNadu****# WARD: WARD CODE**

<b>Value</b>	<b>Label</b>	<b>Cases</b>	<b>Percentage</b>
041		3290	0.1%
042		2279	0.1%
043		4302	0.2%
044		5538	0.2%
045		3855	0.2%
046		5062	0.2%
047		4499	0.2%
048		3491	0.1%
049		4865	0.2%
050		2314	0.1%
051		3657	0.1%
052		1765	0.1%
053		1793	0.1%
054		1664	0.1%
055		1192	0.0%
056		1575	0.1%
057		1380	0.1%
058		977	0.0%
059		1677	0.1%
060		1225	0.0%
061		806	0.0%
062		1209	0.0%
063		3034	0.1%
064		1772	0.1%
065		1974	0.1%
066		1526	0.1%
067		704	0.0%
068		1634	0.1%
069		1892	0.1%
070		2145	0.1%
071		2504	0.1%
072		1214	0.0%
073		551	0.0%
074		1381	0.1%
075		993	0.0%
076		483	0.0%
077		564	0.0%
078		1110	0.0%
079		273	0.0%
080		1458	0.1%
081		675	0.0%
082		2765	0.1%
083		2511	0.1%

**File : 23 TamilNadu****# WARD: WARD CODE**

<b>Value</b>	<b>Label</b>	<b>Cases</b>	<b>Percentage</b>
084		970	0.0%
085		1532	0.1%
086		402	0.0%
087		894	0.0%
088		661	0.0%
089		395	0.0%
090		364	0.0%
091		460	0.0%
092		734	0.0%
093		1083	0.0%
094		1950	0.1%
095		569	0.0%
096		989	0.0%
097		1504	0.1%
098		400	0.0%
099		400	0.0%
100		599	0.0%
101		1161	0.0%
102		444	0.0%
103		896	0.0%
104		269	0.0%
105		1680	0.1%
106		1071	0.0%
107		516	0.0%
108		1937	0.1%
109		1286	0.1%
110		1639	0.1%
111		1323	0.1%
112		609	0.0%
113		1154	0.0%
114		187	0.0%
115		79	0.0%
116		22	0.0%
117		37	0.0%
118		3007	0.1%
119		32	0.0%
120		29	0.0%
121		81	0.0%
122		387	0.0%
123		223	0.0%
124		10	0.0%
125		1	0.0%
126		1	0.0%

**File : 23 TamilNadu****# WARD: WARD CODE**

<b>Value</b>	<b>Label</b>	<b>Cases</b>	<b>Percentage</b>
127		1	0.0%
130		523	0.0%
131		1346	0.1%
132		1107	0.0%
133		473	0.0%
134		804	0.0%
135		1196	0.0%
136		949	0.0%
137		935	0.0%
138		614	0.0%
139		985	0.0%
140		1147	0.0%
141		1054	0.0%
142		156	0.0%
143		346	0.0%
144		476	0.0%
145		331	0.0%
146		1523	0.1%
147		331	0.0%
148		675	0.0%
149		1072	0.0%
150		292	0.0%
151		1972	0.1%
152		557	0.0%
153		706	0.0%
154		504	0.0%
155		937	0.0%
180		1	0.0%
196		223	0.0%
200		18	0.0%
201		11	0.0%
202		9	0.0%
203		7	0.0%
204		1	0.0%
205		1	0.0%
206		1	0.0%
207		1	0.0%
208		1	0.0%
209		1	0.0%
210		1	0.0%
211		1	0.0%
212		1	0.0%
213		1	0.0%

## File : 23 TamilNadu

### # WARD: WARD CODE

Value	Label	Cases	Percentage
214		1	0.0%
215		1	0.0%
216		1	0.0%
217		1	0.0%
218		1	0.0%
219		1	0.0%
220		1	0.0%
221		1	0.0%
222		1	0.0%
231		1	0.0%
232		1	0.0%
250		21	0.0%
257		1	0.0%
270		22	0.0%
272		1	0.0%
278		144	0.0%
295		4	0.0%
296		10	0.0%
300		85	0.0%
400		1078	0.0%
500		319	0.0%
600		1	0.0%
673		50	0.0%
700		14	0.0%
701		105	0.0%
773		1	0.0%
800		241	0.0%
900		394	0.0%

Warning: these figures indicate the number of cases found in the data file. They cannot be interpreted as summary statistics of the population of interest.

### # IV\_UNIT: IV UNIT

Value	Label	Cases	Percentage
000		1393112	55.4%
001		359168	14.3%
002		163760	6.5%
003		96628	3.8%
004		62402	2.5%
005		39674	1.6%
006		26659	1.1%
007		20139	0.8%
008		21203	0.8%
009		14167	0.6%

**File : 23 TamilNadu****# IV\_UNIT: IV UNIT**

<b>Value</b>	<b>Label</b>	<b>Cases</b>	<b>Percentage</b>
010		11724	0.5%
011		8878	0.4%
012		10168	0.4%
013		13233	0.5%
014		7373	0.3%
015		8694	0.3%
016		3855	0.2%
017		4251	0.2%
018		3470	0.1%
019		3862	0.2%
020		5672	0.2%
021		3960	0.2%
022		2929	0.1%
023		3485	0.1%
024		3539	0.1%
025		6166	0.2%
026		2715	0.1%
027		4762	0.2%
028		4533	0.2%
029		3251	0.1%
030		4291	0.2%
031		2246	0.1%
032		2382	0.1%
033		2251	0.1%
034		1947	0.1%
035		3858	0.2%
036		3403	0.1%
037		2467	0.1%
038		1458	0.1%
039		1682	0.1%
040		1658	0.1%
041		2213	0.1%
042		2473	0.1%
043		1979	0.1%
044		2161	0.1%
045		1738	0.1%
046		4500	0.2%
047		1401	0.1%
048		1997	0.1%
049		1458	0.1%
050		1688	0.1%
051		1570	0.1%
052		1821	0.1%



**File : 23 TamilNadu****# IV\_UNIT: IV UNIT**

<b>Value</b>	<b>Label</b>	<b>Cases</b>	<b>Percentage</b>
053		989	0.0%
054		1684	0.1%
055		322	0.0%
056		1215	0.0%
057		1758	0.1%
058		2633	0.1%
059		876	0.0%
060		2916	0.1%
061		949	0.0%
062		3864	0.2%
063		2651	0.1%
064		2194	0.1%
065		1458	0.1%
066		2509	0.1%
067		3554	0.1%
068		3840	0.2%
069		2242	0.1%
070		969	0.0%
071		894	0.0%
072		395	0.0%
073		661	0.0%
074		734	0.0%
075		1950	0.1%
076		989	0.0%
077		240	0.0%
078		236	0.0%
079		164	0.0%
080		166	0.0%
081		114	0.0%
082		491	0.0%
083		581	0.0%
084		745	0.0%
085		148	0.0%
086		275	0.0%
087		632	0.0%
088		116	0.0%
089		1340	0.1%
090		156	0.0%
091		134	0.0%
092		243	0.0%
093		811	0.0%
094		207	0.0%
095		404	0.0%

**File : 23 TamilNadu****# IV\_UNIT: IV UNIT**

<b>Value</b>	<b>Label</b>	<b>Cases</b>	<b>Percentage</b>
096		293	0.0%
097		209	0.0%
098		363	0.0%
099		254	0.0%
100		260	0.0%
101		559	0.0%
102		109	0.0%
103		109	0.0%
104		106	0.0%
105		834	0.0%
106		404	0.0%
107		533	0.0%
108		160	0.0%
109		239	0.0%
110		538	0.0%
111		141	0.0%
112		1606	0.1%
113		752	0.0%
114		259	0.0%
115		145	0.0%
116		85	0.0%
117		674	0.0%
118		638	0.0%
119		873	0.0%
120		275	0.0%
121		458	0.0%
122		270	0.0%
123		305	0.0%
124		139	0.0%
125		315	0.0%
126		164	0.0%
127		708	0.0%
128		1246	0.0%
129		118	0.0%
130		118	0.0%
131		87	0.0%
132		162	0.0%
133		695	0.0%
134		458	0.0%
135		852	0.0%
136		621	0.0%
137		302	0.0%
138		439	0.0%

**File : 23 TamilNadu****# IV\_UNIT: IV UNIT**

<b>Value</b>	<b>Label</b>	<b>Cases</b>	<b>Percentage</b>
139		1020	0.0%
140		201	0.0%
141		435	0.0%
142		2261	0.1%
143		1713	0.1%
144		1680	0.1%
145		755	0.0%
146		1522	0.1%
147		143	0.0%
148		130	0.0%
149		675	0.0%
150		2765	0.1%
151		1587	0.1%
152		2511	0.1%
153		666	0.0%
154		1083	0.0%
155		569	0.0%
156		394	0.0%
157		1150	0.0%
158		156	0.0%
159		406	0.0%
160		953	0.0%
161		235	0.0%
162		191	0.0%
163		363	0.0%
164		415	0.0%
165		949	0.0%
166		804	0.0%
167		792	0.0%
168		242	0.0%
169		189	0.0%
170		3206	0.1%
171		187	0.0%
172		789	0.0%
173		163	0.0%
174		1619	0.1%
175		199	0.0%
176		226	0.0%
177		396	0.0%
178		993	0.0%
179		531	0.0%
180		310	0.0%
181		380	0.0%

**File : 23 TamilNadu****# IV\_UNIT: IV UNIT**

<b>Value</b>	<b>Label</b>	<b>Cases</b>	<b>Percentage</b>
182		75	0.0%
183		244	0.0%
184		519	0.0%
185		198	0.0%
186		489	0.0%
187		293	0.0%
188		708	0.0%
189		1856	0.1%
190		471	0.0%
191		474	0.0%
192		521	0.0%
193		910	0.0%
194		242	0.0%
195		665	0.0%
196		94	0.0%
197		275	0.0%
198		383	0.0%
199		256	0.0%
200		189	0.0%
201		592	0.0%
202		734	0.0%
203		508	0.0%
204		433	0.0%
205		1134	0.0%
206		704	0.0%
207		518	0.0%
208		130	0.0%
209		149	0.0%
210		519	0.0%
211		658	0.0%
212		663	0.0%
213		153	0.0%
214		351	0.0%
215		645	0.0%
216		611	0.0%
217		473	0.0%
218		616	0.0%
219		443	0.0%
220		901	0.0%
221		301	0.0%
222		2654	0.1%
223		798	0.0%
224		992	0.0%

## File : 23 TamilNadu

### # IV\_UNIT: IV UNIT

Value	Label	Cases	Percentage
225		180	0.0%
226		755	0.0%
227		284	0.0%
228		850	0.0%
229		286	0.0%
230		1170	0.0%
231		821	0.0%
232		458	0.0%
233		206	0.0%
234		551	0.0%
235		420	0.0%
236		861	0.0%
237		757	0.0%
238		413	0.0%
239		871	0.0%
240		546	0.0%
241		550	0.0%
242		663	0.0%
243		841	0.0%
244		400	0.0%
245		118	0.0%
246		400	0.0%
247		538	0.0%
248		130	0.0%
249		160	0.0%
250		394	0.0%
251		482	0.0%
252		318	0.0%
253		697	0.0%
254		1110	0.0%
255		245	0.0%
256		1196	0.0%
257		197	0.0%
258		564	0.0%
259		258	0.0%
260		225	0.0%
261		580	0.0%
262		609	0.0%
263		124	0.0%
600		1	0.0%
666		1	0.0%

*Warning: these figures indicate the number of cases found in the data file. They cannot be interpreted as summary statistics of the population of interest.*

## File : 23 TamilNadu

# UFS\_BLOCK: UFS BLOCK

Information [Type= discrete] [Format=character] [Missing=\*]

Statistics [NW/ W] [Valid=2514124 /-] [Invalid=0 /-]

Value	Label	Cases	Percentage
00		1398847	55.6%
01		82011	3.3%
02		54388	2.2%
03		49638	2.0%
04		49710	2.0%
05		49399	2.0%
06		50507	2.0%
07		50215	2.0%
08		49356	2.0%
09		51211	2.0%
10		49791	2.0%
11		47394	1.9%
12		45926	1.8%
13		46096	1.8%
14		45437	1.8%
15		43828	1.7%
16		39274	1.6%
17		36707	1.5%
18		36322	1.4%
19		31838	1.3%
20		29866	1.2%
21		27724	1.1%
22		22569	0.9%
23		21085	0.8%
24		17818	0.7%
25		16108	0.6%
26		12942	0.5%
27		10712	0.4%
28		9297	0.4%
29		8155	0.3%
30		7693	0.3%
31		6791	0.3%
32		4197	0.2%
33		3107	0.1%
34		2746	0.1%
35		2359	0.1%
36		841	0.0%
37		783	0.0%
38		339	0.0%
39		146	0.0%
40		75	0.0%

## File : 23 TamilNadu

### # UFS\_BLOCK: UFS BLOCK

Value	Label	Cases	Percentage
41		55	0.0%
42		37	0.0%
43		56	0.0%
44		25	0.0%
45		25	0.0%
46		25	0.0%
47		25	0.0%
48		25	0.0%
49		30	0.0%
50		25	0.0%
51		25	0.0%
52		25	0.0%
53		25	0.0%
54		25	0.0%
55		25	0.0%
56		25	0.0%
57		25	0.0%
58		25	0.0%
59		25	0.0%
60		25	0.0%
61		25	0.0%
62		25	0.0%
63		25	0.0%
64		25	0.0%
65		25	0.0%
66		25	0.0%
67		25	0.0%
68		25	0.0%
69		25	0.0%
70		30	0.0%
71		25	0.0%
72		18	0.0%

*Warning: these figures indicate the number of cases found in the data file. They cannot be interpreted as summary statistics of the population of interest.*

### # P\_NO: PAGE NO

Value	Label	Cases	Percentage
001		582201	23.2%
002		145795	5.8%
003		129364	5.1%
004		115155	4.6%
005		103248	4.1%
006		95252	3.8%

## File : 23 TamilNadu

# P\_NO: PAGE NO

Value	Label	Cases	Percentage
007		81158	3.2%
008		74254	3.0%
009		69431	2.8%
010		61852	2.5%
011		55135	2.2%
012		50575	2.0%
013		45574	1.8%
014		43579	1.7%
015		39837	1.6%
016		38066	1.5%
017		35568	1.4%
018		32041	1.3%
019		27724	1.1%
020		26795	1.1%
021		25171	1.0%
022		24387	1.0%
023		22147	0.9%
024		20422	0.8%
025		19476	0.8%
026		18916	0.8%
027		18049	0.7%
028		16714	0.7%
029		15304	0.6%
030		15030	0.6%
031		14459	0.6%
032		13548	0.5%
033		13535	0.5%
034		12059	0.5%
035		12079	0.5%
036		12017	0.5%
037		11272	0.4%
038		10054	0.4%
039		9925	0.4%
040		9717	0.4%
041		9251	0.4%
042		8676	0.3%
043		8608	0.3%
044		7659	0.3%
045		7893	0.3%
046		8114	0.3%
047		7296	0.3%
048		6973	0.3%
049		6533	0.3%



**File : 23 TamilNadu**

# P\_NO: PAGE NO

Value	Label	Cases	Percentage
050		6642	0.3%
051		6548	0.3%
052		6094	0.2%
053		5634	0.2%
054		5399	0.2%
055		5172	0.2%
056		5094	0.2%
057		4908	0.2%
058		4887	0.2%
059		4616	0.2%
060		4375	0.2%
061		4323	0.2%
062		4178	0.2%
063		4037	0.2%
064		3862	0.2%
065		3906	0.2%
066		3985	0.2%
067		3425	0.1%
068		3489	0.1%
069		3480	0.1%
070		3319	0.1%
071		3095	0.1%
072		3322	0.1%
073		3156	0.1%
074		3354	0.1%
075		3123	0.1%
076		3085	0.1%
077		2740	0.1%
078		3023	0.1%
079		2643	0.1%
080		2625	0.1%
081		2444	0.1%
082		2363	0.1%
083		2426	0.1%
084		2207	0.1%
085		2198	0.1%
086		2084	0.1%
087		1993	0.1%
088		1861	0.1%
089		1941	0.1%
090		1912	0.1%
091		1760	0.1%
092		1704	0.1%

**File : 23 TamilNadu**

# P\_NO: PAGE NO

Value	Label	Cases	Percentage
093		1643	0.1%
094		1562	0.1%
095		1553	0.1%
096		1506	0.1%
097		1561	0.1%
098		1765	0.1%
099		1453	0.1%
100		3120	0.1%
101		1613	0.1%
102		1557	0.1%
103		1498	0.1%
104		1286	0.1%
105		1366	0.1%
106		1480	0.1%
107		1699	0.1%
108		1655	0.1%
109		1683	0.1%
110		1420	0.1%
111		1358	0.1%
112		1246	0.0%
113		1216	0.0%
114		1263	0.1%
115		1179	0.0%
116		1189	0.0%
117		1275	0.1%
118		1444	0.1%
119		1078	0.0%
120		1133	0.0%
121		988	0.0%
122		1069	0.0%
123		1000	0.0%
124		919	0.0%
125		1204	0.0%
126		919	0.0%
127		1124	0.0%
128		857	0.0%
129		968	0.0%
130		833	0.0%
131		928	0.0%
132		999	0.0%
133		744	0.0%
134		731	0.0%
135		700	0.0%

**File : 23 TamilNadu**

# P\_NO: PAGE NO

Value	Label	Cases	Percentage
136		671	0.0%
137		675	0.0%
138		661	0.0%
139		607	0.0%
140		638	0.0%
141		653	0.0%
142		663	0.0%
143		544	0.0%
144		547	0.0%
145		539	0.0%
146		529	0.0%
147		583	0.0%
148		550	0.0%
149		492	0.0%
150		487	0.0%
151		484	0.0%
152		474	0.0%
153		653	0.0%
154		468	0.0%
155		457	0.0%
156		451	0.0%
157		442	0.0%
158		433	0.0%
159		429	0.0%
160		425	0.0%
161		428	0.0%
162		412	0.0%
163		405	0.0%
164		410	0.0%
165		395	0.0%
166		379	0.0%
167		380	0.0%
168		374	0.0%
169		386	0.0%
170		377	0.0%
171		366	0.0%
172		369	0.0%
173		374	0.0%
174		364	0.0%
175		363	0.0%
176		340	0.0%
177		350	0.0%
178		332	0.0%

**File : 23 TamilNadu**

# P\_NO: PAGE NO

Value	Label	Cases	Percentage
179		340	0.0%
180		327	0.0%
181		338	0.0%
182		327	0.0%
183		326	0.0%
184		323	0.0%
185		321	0.0%
186		314	0.0%
187		317	0.0%
188		300	0.0%
189		304	0.0%
190		293	0.0%
191		299	0.0%
192		289	0.0%
193		299	0.0%
194		288	0.0%
195		299	0.0%
196		299	0.0%
197		305	0.0%
198		276	0.0%
199		292	0.0%
200		782	0.0%
201		522	0.0%
202		557	0.0%
203		522	0.0%
204		486	0.0%
205		425	0.0%
206		418	0.0%
207		411	0.0%
208		464	0.0%
209		844	0.0%
210		311	0.0%
211		518	0.0%
212		354	0.0%
213		283	0.0%
214		295	0.0%
215		257	0.0%
216		244	0.0%
217		248	0.0%
218		293	0.0%
219		254	0.0%
220		245	0.0%
221		251	0.0%

**File : 23 TamilNadu**

# P\_NO: PAGE NO

Value	Label	Cases	Percentage
222		236	0.0%
223		263	0.0%
224		249	0.0%
225		270	0.0%
226		233	0.0%
227		672	0.0%
228		427	0.0%
229		271	0.0%
230		269	0.0%
231		252	0.0%
232		476	0.0%
233		276	0.0%
234		269	0.0%
235		280	0.0%
236		259	0.0%
237		262	0.0%
238		257	0.0%
239		260	0.0%
240		242	0.0%
241		239	0.0%
242		189	0.0%
243		222	0.0%
244		227	0.0%
245		221	0.0%
246		220	0.0%
247		219	0.0%
248		219	0.0%
249		211	0.0%
250		179	0.0%
251		172	0.0%
252		170	0.0%
253		170	0.0%
254		166	0.0%
255		159	0.0%
256		157	0.0%
257		160	0.0%
258		160	0.0%
259		160	0.0%
260		160	0.0%
261		160	0.0%
262		158	0.0%
263		154	0.0%
264		142	0.0%

**File : 23 TamilNadu**

# P\_NO: PAGE NO

Value	Label	Cases	Percentage
265		146	0.0%
266		145	0.0%
267		150	0.0%
268		150	0.0%
269		150	0.0%
270		151	0.0%
271		152	0.0%
272		147	0.0%
273		145	0.0%
274		144	0.0%
275		143	0.0%
276		140	0.0%
277		142	0.0%
278		140	0.0%
279		140	0.0%
280		140	0.0%
281		140	0.0%
282		140	0.0%
283		133	0.0%
284		129	0.0%
285		125	0.0%
286		125	0.0%
287		125	0.0%
288		125	0.0%
289		125	0.0%
290		125	0.0%
291		125	0.0%
292		125	0.0%
293		123	0.0%
294		120	0.0%
295		125	0.0%
296		122	0.0%
297		130	0.0%
298		125	0.0%
299		125	0.0%
300		125	0.0%
301		125	0.0%
302		128	0.0%
303		125	0.0%
304		130	0.0%
305		120	0.0%
306		120	0.0%
307		125	0.0%

**File : 23 TamilNadu**

# P\_NO: PAGE NO

Value	Label	Cases	Percentage
308		125	0.0%
309		126	0.0%
310		130	0.0%
311		125	0.0%
312		125	0.0%
313		125	0.0%
314		117	0.0%
315		107	0.0%
316		105	0.0%
317		103	0.0%
318		100	0.0%
319		100	0.0%
320		98	0.0%
321		100	0.0%
322		100	0.0%
323		100	0.0%
324		100	0.0%
325		100	0.0%
326		105	0.0%
327		100	0.0%
328		102	0.0%
329		100	0.0%
330		101	0.0%
331		95	0.0%
332		95	0.0%
333		93	0.0%
334		94	0.0%
335		91	0.0%
336		90	0.0%
337		85	0.0%
338		79	0.0%
339		82	0.0%
340		84	0.0%
341		82	0.0%
342		79	0.0%
343		80	0.0%
344		78	0.0%
345		68	0.0%
346		65	0.0%
347		65	0.0%
348		65	0.0%
349		65	0.0%
350		65	0.0%

**File : 23 TamilNadu**

# P\_NO: PAGE NO

Value	Label	Cases	Percentage
351		65	0.0%
352		65	0.0%
353		65	0.0%
354		66	0.0%
355		65	0.0%
356		65	0.0%
357		65	0.0%
358		65	0.0%
359		65	0.0%
360		65	0.0%
361		65	0.0%
362		65	0.0%
363		65	0.0%
364		65	0.0%
365		65	0.0%
366		65	0.0%
367		64	0.0%
368		60	0.0%
369		59	0.0%
370		58	0.0%
371		56	0.0%
372		58	0.0%
373		59	0.0%
374		57	0.0%
375		60	0.0%
376		61	0.0%
377		60	0.0%
378		59	0.0%
379		63	0.0%
380		58	0.0%
381		59	0.0%
382		58	0.0%
383		60	0.0%
384		60	0.0%
385		60	0.0%
386		60	0.0%
387		60	0.0%
388		60	0.0%
389		60	0.0%
390		60	0.0%
391		60	0.0%
392		60	0.0%
393		60	0.0%



**File : 23 TamilNadu**

# P\_NO: PAGE NO

Value	Label	Cases	Percentage
394		60	0.0%
395		60	0.0%
396		60	0.0%
397		60	0.0%
398		58	0.0%
399		55	0.0%
400		55	0.0%
401		54	0.0%
402		55	0.0%
403		55	0.0%
404		60	0.0%
405		56	0.0%
406		55	0.0%
407		50	0.0%
408		50	0.0%
409		50	0.0%
410		55	0.0%
411		50	0.0%
412		50	0.0%
413		50	0.0%
414		50	0.0%
415		50	0.0%
416		50	0.0%
417		50	0.0%
418		50	0.0%
419		50	0.0%
420		50	0.0%
421		51	0.0%
422		50	0.0%
423		50	0.0%
424		46	0.0%
425		50	0.0%
426		50	0.0%
427		49	0.0%
428		47	0.0%
429		44	0.0%
430		44	0.0%
431		44	0.0%
432		44	0.0%
433		45	0.0%
434		45	0.0%
435		45	0.0%
436		44	0.0%

**File : 23 TamilNadu**

# P\_NO: PAGE NO

Value	Label	Cases	Percentage
437		44	0.0%
438		44	0.0%
439		45	0.0%
440		44	0.0%
441		45	0.0%
442		43	0.0%
443		45	0.0%
444		45	0.0%
445		45	0.0%
446		45	0.0%
447		44	0.0%
448		44	0.0%
449		45	0.0%
450		45	0.0%
451		45	0.0%
452		45	0.0%
453		45	0.0%
454		43	0.0%
455		45	0.0%
456		45	0.0%
457		45	0.0%
458		45	0.0%
459		45	0.0%
460		45	0.0%
461		45	0.0%
462		45	0.0%
463		45	0.0%
464		45	0.0%
465		45	0.0%
466		45	0.0%
467		45	0.0%
468		45	0.0%
469		45	0.0%
470		45	0.0%
471		41	0.0%
472		40	0.0%
473		40	0.0%
474		40	0.0%
475		40	0.0%
476		40	0.0%
477		40	0.0%
478		36	0.0%
479		35	0.0%

**File : 23 TamilNadu**

# P\_NO: PAGE NO

Value	Label	Cases	Percentage
480		35	0.0%
481		31	0.0%
482		35	0.0%
483		35	0.0%
484		35	0.0%
485		36	0.0%
486		35	0.0%
487		36	0.0%
488		35	0.0%
489		35	0.0%
490		35	0.0%
491		35	0.0%
492		35	0.0%
493		35	0.0%
494		35	0.0%
495		35	0.0%
496		35	0.0%
497		35	0.0%
498		35	0.0%
499		35	0.0%
500		35	0.0%
501		35	0.0%
502		35	0.0%
503		32	0.0%
504		36	0.0%
505		35	0.0%
506		35	0.0%
507		35	0.0%
508		35	0.0%
509		35	0.0%
510		36	0.0%
511		35	0.0%
512		35	0.0%
513		35	0.0%
514		40	0.0%
515		35	0.0%
516		35	0.0%
517		35	0.0%
518		35	0.0%
519		40	0.0%
520		35	0.0%
521		35	0.0%
522		35	0.0%

**File : 23 TamilNadu**

# P\_NO: PAGE NO

Value	Label	Cases	Percentage
523		35	0.0%
524		34	0.0%
525		30	0.0%
526		30	0.0%
527		30	0.0%
528		30	0.0%
529		30	0.0%
530		30	0.0%
531		850	0.0%
532		29	0.0%
533		25	0.0%
534		25	0.0%
535		25	0.0%
536		25	0.0%
537		25	0.0%
538		25	0.0%
539		25	0.0%
540		25	0.0%
541		25	0.0%
542		25	0.0%
543		26	0.0%
544		25	0.0%
545		25	0.0%
546		21	0.0%
547		20	0.0%
548		20	0.0%
549		17	0.0%
550		15	0.0%
551		15	0.0%
552		16	0.0%
553		15	0.0%
554		15	0.0%
555		17	0.0%
556		15	0.0%
557		15	0.0%
558		15	0.0%
559		15	0.0%
560		15	0.0%
561		12	0.0%
562		10	0.0%
563		10	0.0%
564		10	0.0%
565		10	0.0%

**File : 23 TamilNadu**

# P\_NO: PAGE NO

Value	Label	Cases	Percentage
566		10	0.0%
567		10	0.0%
568		10	0.0%
569		10	0.0%
570		10	0.0%
571		10	0.0%
572		10	0.0%
573		10	0.0%
574		10	0.0%
575		10	0.0%
576		10	0.0%
577		10	0.0%
578		10	0.0%
579		10	0.0%
580		12	0.0%
581		10	0.0%
582		10	0.0%
583		10	0.0%
584		10	0.0%
585		10	0.0%
586		10	0.0%
587		10	0.0%
588		10	0.0%
589		10	0.0%
590		10	0.0%
591		10	0.0%
592		10	0.0%
593		10	0.0%
594		10	0.0%
595		10	0.0%
596		10	0.0%
597		10	0.0%
598		10	0.0%
599		10	0.0%
600		10	0.0%
601		10	0.0%
602		10	0.0%
603		10	0.0%
604		10	0.0%
605		10	0.0%
606		10	0.0%
607		10	0.0%
608		10	0.0%

**File : 23 TamilNadu**

# P\_NO: PAGE NO

Value	Label	Cases	Percentage
609		10	0.0%
610		10	0.0%
611		10	0.0%
612		10	0.0%
613		10	0.0%
614		10	0.0%
615		10	0.0%
616		10	0.0%
617		10	0.0%
618		10	0.0%
619		10	0.0%
620		10	0.0%
621		10	0.0%
622		10	0.0%
623		10	0.0%
624		10	0.0%
625		10	0.0%
626		10	0.0%
627		10	0.0%
628		10	0.0%
629		10	0.0%
630		10	0.0%
631		10	0.0%
632		10	0.0%
633		10	0.0%
634		10	0.0%
635		10	0.0%
636		10	0.0%
637		10	0.0%
638		10	0.0%
639		10	0.0%
640		10	0.0%
641		10	0.0%
642		10	0.0%
643		10	0.0%
644		10	0.0%
645		10	0.0%
646		10	0.0%
647		10	0.0%
648		10	0.0%
649		10	0.0%
650		10	0.0%
651		10	0.0%

**File : 23 TamilNadu**

# P\_NO: PAGE NO

Value	Label	Cases	Percentage
652		10	0.0%
653		10	0.0%
654		10	0.0%
655		10	0.0%
656		10	0.0%
657		10	0.0%
658		10	0.0%
659		10	0.0%
660		10	0.0%
661		10	0.0%
662		10	0.0%
663		10	0.0%
664		10	0.0%
665		10	0.0%
666		10	0.0%
667		10	0.0%
668		10	0.0%
669		10	0.0%
670		10	0.0%
671		10	0.0%
672		10	0.0%
673		10	0.0%
674		10	0.0%
675		10	0.0%
676		10	0.0%
677		10	0.0%
678		10	0.0%
679		10	0.0%
680		10	0.0%
681		10	0.0%
682		10	0.0%
683		10	0.0%
684		10	0.0%
685		10	0.0%
686		10	0.0%
687		10	0.0%
688		10	0.0%
689		11	0.0%
690		10	0.0%
691		10	0.0%
692		10	0.0%
693		10	0.0%
694		10	0.0%

**File : 23 TamilNadu**

# P\_NO: PAGE NO

Value	Label	Cases	Percentage
695		10	0.0%
696		10	0.0%
697		10	0.0%
698		10	0.0%
699		10	0.0%
700		10	0.0%
701		11	0.0%
702		10	0.0%
703		10	0.0%
704		10	0.0%
705		10	0.0%
706		10	0.0%
707		10	0.0%
708		10	0.0%
709		10	0.0%
710		10	0.0%
711		10	0.0%
712		10	0.0%
713		10	0.0%
714		10	0.0%
715		10	0.0%
716		10	0.0%
717		10	0.0%
718		10	0.0%
719		10	0.0%
720		10	0.0%
721		10	0.0%
722		10	0.0%
723		10	0.0%
724		10	0.0%
725		8	0.0%
726		5	0.0%
727		5	0.0%
728		5	0.0%
729		5	0.0%
730		5	0.0%
731		5	0.0%
732		5	0.0%
733		5	0.0%
734		5	0.0%
735		5	0.0%
736		5	0.0%
737		5	0.0%



**File : 23 TamilNadu**

# P\_NO: PAGE NO

Value	Label	Cases	Percentage
738		5	0.0%
739		5	0.0%
740		5	0.0%
741		5	0.0%
742		5	0.0%
743		5	0.0%
744		5	0.0%
745		5	0.0%
746		5	0.0%
747		5	0.0%
748		5	0.0%
749		5	0.0%
750		5	0.0%
751		5	0.0%
752		5	0.0%
753		5	0.0%
754		5	0.0%
755		5	0.0%
756		5	0.0%
757		5	0.0%
758		5	0.0%
759		5	0.0%
760		5	0.0%
761		5	0.0%
762		5	0.0%
763		5	0.0%
764		5	0.0%
765		5	0.0%
766		5	0.0%
767		5	0.0%
768		5	0.0%
769		5	0.0%
770		5	0.0%
771		5	0.0%
772		5	0.0%
773		5	0.0%
774		5	0.0%
775		6	0.0%
776		5	0.0%
777		5	0.0%
778		5	0.0%
779		5	0.0%
780		5	0.0%

**File : 23 TamilNadu**

# P\_NO: PAGE NO

Value	Label	Cases	Percentage
781		5	0.0%
782		5	0.0%
783		5	0.0%
784		5	0.0%
785		5	0.0%
786		5	0.0%
787		5	0.0%
788		5	0.0%
789		5	0.0%
790		5	0.0%
791		5	0.0%
792		5	0.0%
793		5	0.0%
794		5	0.0%
795		5	0.0%
796		5	0.0%
797		5	0.0%
798		5	0.0%
799		5	0.0%
800		6	0.0%
801		5	0.0%
802		5	0.0%
803		5	0.0%
804		5	0.0%
805		5	0.0%
806		5	0.0%
807		5	0.0%
808		5	0.0%
809		5	0.0%
810		5	0.0%
811		5	0.0%
812		5	0.0%
813		5	0.0%
814		5	0.0%
815		5	0.0%
816		5	0.0%
817		5	0.0%
818		5	0.0%
819		5	0.0%
820		5	0.0%
821		5	0.0%
822		5	0.0%
823		5	0.0%

## File : 23 TamilNadu

### # P\_NO: PAGE NO

Value	Label	Cases	Percentage
824		5	0.0%
825		5	0.0%
826		5	0.0%
827		5	0.0%
828		5	0.0%
829		5	0.0%
830		67	0.0%
831		5	0.0%
832		5	0.0%
833		5	0.0%
834		5	0.0%
835		5	0.0%
836		5	0.0%
837		5	0.0%
838		5	0.0%
839		5	0.0%
840		5	0.0%
841		5	0.0%
842		5	0.0%
843		5	0.0%
844		5	0.0%
845		5	0.0%
846		5	0.0%
908		1	0.0%

*Warning: these figures indicate the number of cases found in the data file. They cannot be interpreted as summary statistics of the population of interest.*

### # LINE\_NO: LINE NUMBER

**Information** [Type= discrete] [Format=character] [Missing=\*]

**Statistics [NW/ W]** [Valid=2514124 /-] [Invalid=0 /-]

### # PREM\_S: PREMISES STATUS

**Information** [Type= discrete] [Format=character] [Missing=\*]

**Statistics [NW/ W]** [Valid=2514124 /-] [Invalid=0 /-]

Value	Label	Cases	Percentage
1	Without premises	298412	11.9%
2	With Premises	2215712	88.1%

*Warning: these figures indicate the number of cases found in the data file. They cannot be interpreted as summary statistics of the population of interest.*

### # SRL\_NO: RUNNING SERIAL NUMBER

**Information** [Type= discrete] [Format=character] [Missing=\*]

**Statistics [NW/ W]** [Valid=2514124 /-] [Invalid=0 /-]

### # NIC: NIC

**Information** [Type= discrete] [Format=character] [Missing=\*]

**Statistics [NW/ W]** [Valid=2514124 /-] [Invalid=0 /-]

**File : 23 TamilNadu**

# NIC: NIC

*Frequency table not shown (1338 Modalities)***# AGRI\_NON\_AGRI: AGRILAND NON-AGRI.****Information** [Type= discrete] [Format=character] [Missing=\*]**Statistics [NW/ W]** [Valid=2514124 /-] [Invalid=0 /-]

Value	Label	Cases	Percentage
1	Agriculture	302910	12.0%
2	Non-Agriculture	2211214	88.0%

*Warning: these figures indicate the number of cases found in the data file. They cannot be interpreted as summary statistics of the population of interest.***# NOP: NATURE OF OPERATION****Information** [Type= discrete] [Format=character] [Missing=\*]**Statistics [NW/ W]** [Valid=2514124 /-] [Invalid=0 /-]

Value	Label	Cases	Percentage
1	Perennial	2342362	93.2%
2	Non-Perennial	171762	6.8%

*Warning: these figures indicate the number of cases found in the data file. They cannot be interpreted as summary statistics of the population of interest.***# OWN\_SHIP: OWNERSHIP CODE****Information** [Type= discrete] [Format=character] [Missing=\*]**Statistics [NW/ W]** [Valid=2514124 /-] [Invalid=0 /-]

Value	Label	Cases	Percentage
1	Private Non-Profit Institutions	65871	2.6%
2	Private Others	2281269	90.7%
3	Co-operatives	20481	0.8%
4	Governments	146503	5.8%

*Warning: these figures indicate the number of cases found in the data file. They cannot be interpreted as summary statistics of the population of interest.***# SG: SOCIAL GROUP CODE****Information** [Type= discrete] [Format=character] [Missing=\*]**Statistics [NW/ W]** [Valid=2514124 /-] [Invalid=0 /-]

Value	Label	Cases	Percentage
1	ST Female	4180	0.2%
2	ST Male	18451	0.7%
3	SC Female	15207	0.6%
4	SC Male	113040	4.5%
5	OBC Female	273409	10.9%
6	OBC Male	1577684	62.8%
7	Others Female	13263	0.5%
8	Others Male	266035	10.6%
9	Other than private enterprises	232855	9.3%

*Warning: these figures indicate the number of cases found in the data file. They cannot be interpreted as summary statistics of the population of interest.***# P\_F\_USED: POWER/FUEL USED****Information** [Type= discrete] [Format=character] [Missing=\*]**Statistics [NW/ W]** [Valid=2514124 /-] [Invalid=0 /-]

## File : 23 TamilNadu

### # P\_F\_USED: POWER/FUEL USED

Value	Label	Cases	Percentage
0	Without power	2028644	80.7%
1	Electricity	202485	8.1%
2	Coal/soft coke	56642	2.3%
3	Patrol/Diesel	22300	0.9%
4	LPG/Natural Gas	15231	0.6%
5	Fire wood	87740	3.5%
6	Kerosene	42246	1.7%
7	Animal power	17476	0.7%
8	"Non-conventional energy (bio-gas, solar & wind energy)	2408	0.1%
9	Others	38952	1.5%

Warning: these figures indicate the number of cases found in the data file. They cannot be interpreted as summary statistics of the population of interest.

### # Y\_OPRA: YEAR OF OPERATION

<b>Information</b>	[Type= discrete] [Format=character] [Missing=*]
<b>Statistics [NW/ W]</b>	[Valid=2514124 /-] [Invalid=0 /-]

Value	Label	Cases	Percentage
0	Less than 1 year	44390	1.8%
1	Completed 1 year	105679	4.2%
2	Completed 2 years	189519	7.5%
3	Completed 3 years	185929	7.4%
4	Completed 4 years	184046	7.3%
5	Completed 5 years	292896	11.7%
6	Completed 6 years	155025	6.2%
7	Completed 7 years	96271	3.8%
8	Completed 8 years	79962	3.2%
9	Completed 9 years or more	1180407	47.0%

Warning: these figures indicate the number of cases found in the data file. They cannot be interpreted as summary statistics of the population of interest.

### # REGISN: REGISTRATION CODE

<b>Information</b>	[Type= discrete] [Format=character] [Missing=*]
<b>Statistics [NW/ W]</b>	[Valid=2514124 /-] [Invalid=0 /-]

Value	Label	Cases	Percentage
00		2069023	82.3%
01		2274	0.1%
02		17258	0.7%
03		290	0.0%
04		299	0.0%
05		1104	0.0%
06		581	0.0%
07		58	0.0%
08		63	0.0%
09		56273	2.2%
11		58673	2.3%
12		1885	0.1%

## File : 23 TamilNadu

### # REGISN: REGISTRATION CODE

Value	Label	Cases	Percentage
13		30	0.0%
14		62	0.0%
15		131	0.0%
16		89	0.0%
17		3	0.0%
18		35	0.0%
19		25	0.0%
22		276638	11.0%
23		2313	0.1%
24		16	0.0%
25		152	0.0%
26		57	0.0%
27		1	0.0%
28		68	0.0%
29		6	0.0%
33		1876	0.1%
34		2229	0.1%
35		7	0.0%
36		3	0.0%
37		1	0.0%
38		1	0.0%
39		2	0.0%
44		6533	0.3%
45		3	0.0%
46		4	0.0%
49		3	0.0%
55		3936	0.2%
56		4	0.0%
57		1	0.0%
59		1	0.0%
66		9780	0.4%
77		124	0.0%
88		326	0.0%
89		57	0.0%
99		1826	0.1%

*Warning: these figures indicate the number of cases found in the data file. They cannot be interpreted as summary statistics of the population of interest.*

### # SOF: SOURCE OF FINANCE

**Information** [Type= discrete] [Format=character] [Missing=\*]

**Statistics [NW/ W]** [Valid=2514124 /-] [Invalid=0 /-]

Value	Label	Cases	Percentage
1	Assistance under IRDP	41207	1.6%
2	Assistance under other poverty alleviation programs(TRYSEM/DWCARA/toll kits)	12859	0.5%

## File : 23 TamilNadu

### # SOF: SOURCE OF FINANCE

Value	Label	Cases	Percentage
3	Borrowing from institutions	31292	1.2%
4	Borrowing from non-instituions	28320	1.1%
5	Self financing	2100203	83.5%
6	Others	300243	11.9%

Warning: these figures indicate the number of cases found in the data file. They cannot be interpreted as summary statistics of the population of interest.

### # T\_ADULT\_M: TOTAL ADULT MALE

**Information** [Type= discrete] [Format=character] [Missing=\*]

**Statistics [NW/ W]** [Valid=2514124 /-] [Invalid=0 /-]

Value	Label	Cases	Percentage
00000		256535	10.2%
00001		1286823	51.2%
00002		563592	22.4%
00003		176228	7.0%
00004		85932	3.4%
00005		45361	1.8%
00006		25944	1.0%
00007		12742	0.5%
00008		10882	0.4%
00009		5102	0.2%
00010		14331	0.6%
00011		2843	0.1%
00012		4216	0.2%
00013		1536	0.1%
00014		1448	0.1%
00015		3649	0.1%
00016		1332	0.1%
00017		772	0.0%
00018		878	0.0%
00019		446	0.0%
00020		3005	0.1%
00021		594	0.0%
00022		681	0.0%
00023		299	0.0%
00024		336	0.0%
00025		934	0.0%
00026		341	0.0%
00027		229	0.0%
00028		202	0.0%
00029		131	0.0%
00030		965	0.0%
00031		217	0.0%
00032		231	0.0%
00033		114	0.0%

## File : 23 TamilNadu

### # T\_ADULT\_M: TOTAL ADULT MALE

Value	Label	Cases	Percentage
00034		92	0.0%
00035		283	0.0%
00036		122	0.0%
00037		70	0.0%
00038		104	0.0%
00039		73	0.0%
00040		449	0.0%
00041		110	0.0%
00042		132	0.0%
00043		76	0.0%
00044		58	0.0%
00045		122	0.0%
00046		54	0.0%
00047		41	0.0%
00048		57	0.0%
00049		39	0.0%
00050		461	0.0%
00051		292	0.0%
00052		145	0.0%
00053		68	0.0%
00054		41	0.0%
00055		74	0.0%
00056		50	0.0%
00057		24	0.0%
00058		26	0.0%
00059		21	0.0%
00060		180	0.0%
00061		66	0.0%
00062		33	0.0%
00063		29	0.0%
00064		28	0.0%
00065		55	0.0%
00066		29	0.0%
00067		15	0.0%
00068		24	0.0%
00069		9	0.0%
00070		65	0.0%
00071		14	0.0%
00072		23	0.0%
00073		12	0.0%
00074		8	0.0%
00075		72	0.0%
00076		19	0.0%



**File : 23 TamilNadu****# T\_ADULT\_M: TOTAL ADULT MALE**

<b>Value</b>	<b>Label</b>	<b>Cases</b>	<b>Percentage</b>
00077		10	0.0%
00078		14	0.0%
00079		13	0.0%
00080		84	0.0%
00081		25	0.0%
00082		10	0.0%
00083		12	0.0%
00084		13	0.0%
00085		17	0.0%
00086		17	0.0%
00087		10	0.0%
00088		10	0.0%
00089		10	0.0%
00090		33	0.0%
00091		13	0.0%
00092		13	0.0%
00093		9	0.0%
00094		7	0.0%
00095		14	0.0%
00096		10	0.0%
00097		11	0.0%
00098		12	0.0%
00099		10	0.0%
00100		100	0.0%
00101		17	0.0%
00102		16	0.0%
00103		4	0.0%
00104		18	0.0%
00105		5	0.0%
00106		19	0.0%
00107		21	0.0%
00108		10	0.0%
00109		12	0.0%
00110		28	0.0%
00111		12	0.0%
00112		10	0.0%
00113		3	0.0%
00114		2	0.0%
00115		11	0.0%
00116		9	0.0%
00117		2	0.0%
00118		8	0.0%
00119		3	0.0%

**File : 23 TamilNadu****# T\_ADULT\_M: TOTAL ADULT MALE**

<b>Value</b>	<b>Label</b>	<b>Cases</b>	<b>Percentage</b>
00120		22	0.0%
00121		7	0.0%
00122		3	0.0%
00123		6	0.0%
00124		3	0.0%
00125		14	0.0%
00126		14	0.0%
00127		3	0.0%
00128		4	0.0%
00129		1	0.0%
00130		7	0.0%
00131		2	0.0%
00132		6	0.0%
00133		6	0.0%
00134		3	0.0%
00135		6	0.0%
00137		2	0.0%
00138		3	0.0%
00140		9	0.0%
00141		6	0.0%
00142		3	0.0%
00143		4	0.0%
00144		2	0.0%
00145		5	0.0%
00146		2	0.0%
00147		3	0.0%
00148		2	0.0%
00149		1	0.0%
00150		30	0.0%
00151		6	0.0%
00152		4	0.0%
00153		4	0.0%
00154		2	0.0%
00155		1	0.0%
00156		7	0.0%
00157		2	0.0%
00158		1	0.0%
00159		3	0.0%
00160		10	0.0%
00161		2	0.0%
00162		1	0.0%
00163		1	0.0%
00164		4	0.0%

**File : 23 TamilNadu****# T\_ADULT\_M: TOTAL ADULT MALE**

<b>Value</b>	<b>Label</b>	<b>Cases</b>	<b>Percentage</b>
00165		6	0.0%
00166		3	0.0%
00167		2	0.0%
00168		2	0.0%
00170		4	0.0%
00171		2	0.0%
00172		4	0.0%
00174		2	0.0%
00175		6	0.0%
00176		1	0.0%
00178		3	0.0%
00180		3	0.0%
00181		3	0.0%
00182		3	0.0%
00183		2	0.0%
00184		1	0.0%
00185		2	0.0%
00186		5	0.0%
00187		2	0.0%
00188		1	0.0%
00189		4	0.0%
00190		3	0.0%
00191		1	0.0%
00192		1	0.0%
00193		1	0.0%
00194		1	0.0%
00195		1	0.0%
00196		1	0.0%
00198		3	0.0%
00199		1	0.0%
00200		43	0.0%
00201		8	0.0%
00202		2	0.0%
00203		2	0.0%
00204		3	0.0%
00205		1	0.0%
00206		2	0.0%
00208		1	0.0%
00210		5	0.0%
00211		1	0.0%
00212		1	0.0%
00214		3	0.0%
00215		4	0.0%

**File : 23 TamilNadu****# T\_ADULT\_M: TOTAL ADULT MALE**

<b>Value</b>	<b>Label</b>	<b>Cases</b>	<b>Percentage</b>
00216		1	0.0%
00219		2	0.0%
00220		6	0.0%
00222		3	0.0%
00224		1	0.0%
00225		3	0.0%
00226		1	0.0%
00227		1	0.0%
00230		4	0.0%
00232		1	0.0%
00235		3	0.0%
00236		3	0.0%
00237		1	0.0%
00240		5	0.0%
00242		2	0.0%
00246		1	0.0%
00247		2	0.0%
00250		26	0.0%
00251		5	0.0%
00252		3	0.0%
00253		3	0.0%
00255		2	0.0%
00256		3	0.0%
00259		1	0.0%
00260		2	0.0%
00261		2	0.0%
00266		1	0.0%
00270		2	0.0%
00271		1	0.0%
00275		2	0.0%
00276		1	0.0%
00278		1	0.0%
00281		1	0.0%
00282		1	0.0%
00283		1	0.0%
00284		3	0.0%
00285		1	0.0%
00286		1	0.0%
00288		1	0.0%
00290		1	0.0%
00294		1	0.0%
00295		1	0.0%
00296		1	0.0%

**File : 23 TamilNadu****# T\_ADULT\_M: TOTAL ADULT MALE**

<b>Value</b>	<b>Label</b>	<b>Cases</b>	<b>Percentage</b>
00297		2	0.0%
00300		15	0.0%
00301		5	0.0%
00302		2	0.0%
00304		2	0.0%
00305		1	0.0%
00309		3	0.0%
00310		2	0.0%
00311		1	0.0%
00312		2	0.0%
00313		1	0.0%
00314		1	0.0%
00315		1	0.0%
00316		1	0.0%
00317		2	0.0%
00318		1	0.0%
00320		3	0.0%
00325		2	0.0%
00328		1	0.0%
00329		1	0.0%
00331		2	0.0%
00336		1	0.0%
00338		1	0.0%
00340		3	0.0%
00341		1	0.0%
00342		1	0.0%
00344		1	0.0%
00350		9	0.0%
00351		1	0.0%
00352		2	0.0%
00353		3	0.0%
00354		1	0.0%
00356		1	0.0%
00358		1	0.0%
00360		2	0.0%
00361		1	0.0%
00365		2	0.0%
00366		1	0.0%
00367		2	0.0%
00369		1	0.0%
00370		2	0.0%
00371		1	0.0%
00373		2	0.0%

**File : 23 TamilNadu****# T\_ADULT\_M: TOTAL ADULT MALE**

<b>Value</b>	<b>Label</b>	<b>Cases</b>	<b>Percentage</b>
00376		1	0.0%
00378		1	0.0%
00379		1	0.0%
00380		1	0.0%
00382		1	0.0%
00385		1	0.0%
00386		1	0.0%
00389		1	0.0%
00390		1	0.0%
00392		1	0.0%
00397		1	0.0%
00398		1	0.0%
00400		6	0.0%
00401		2	0.0%
00402		1	0.0%
00403		1	0.0%
00404		1	0.0%
00405		1	0.0%
00407		1	0.0%
00410		1	0.0%
00415		3	0.0%
00416		1	0.0%
00422		1	0.0%
00423		1	0.0%
00425		3	0.0%
00426		1	0.0%
00427		1	0.0%
00428		1	0.0%
00429		1	0.0%
00430		1	0.0%
00435		1	0.0%
00439		1	0.0%
00443		1	0.0%
00446		1	0.0%
00450		4	0.0%
00451		2	0.0%
00452		1	0.0%
00453		1	0.0%
00456		1	0.0%
00457		1	0.0%
00462		1	0.0%
00467		1	0.0%
00481		1	0.0%

**File : 23 TamilNadu****# T\_ADULT\_M: TOTAL ADULT MALE**

<b>Value</b>	<b>Label</b>	<b>Cases</b>	<b>Percentage</b>
00485		1	0.0%
00489		1	0.0%
00494		1	0.0%
00495		1	0.0%
00498		1	0.0%
00500		13	0.0%
00501		6	0.0%
00504		1	0.0%
00505		3	0.0%
00507		1	0.0%
00510		2	0.0%
00511		2	0.0%
00512		3	0.0%
00514		1	0.0%
00520		4	0.0%
00521		1	0.0%
00522		1	0.0%
00525		2	0.0%
00526		2	0.0%
00527		1	0.0%
00528		1	0.0%
00554		1	0.0%
00560		1	0.0%
00567		1	0.0%
00574		1	0.0%
00586		1	0.0%
00593		1	0.0%
00595		3	0.0%
00596		1	0.0%
00598		1	0.0%
00600		2	0.0%
00602		1	0.0%
00610		1	0.0%
00612		1	0.0%
00614		1	0.0%
00615		1	0.0%
00616		1	0.0%
00642		1	0.0%
00644		1	0.0%
00648		1	0.0%
00650		3	0.0%
00651		1	0.0%
00656		1	0.0%

**File : 23 TamilNadu****# T\_ADULT\_M: TOTAL ADULT MALE**

<b>Value</b>	<b>Label</b>	<b>Cases</b>	<b>Percentage</b>
00664		1	0.0%
00669		1	0.0%
00670		1	0.0%
00672		1	0.0%
00675		2	0.0%
00679		1	0.0%
00682		1	0.0%
00689		1	0.0%
00695		1	0.0%
00697		1	0.0%
00699		1	0.0%
00700		1	0.0%
00701		1	0.0%
00704		1	0.0%
00720		2	0.0%
00721		1	0.0%
00723		1	0.0%
00725		1	0.0%
00727		1	0.0%
00731		1	0.0%
00750		3	0.0%
00753		1	0.0%
00754		1	0.0%
00760		1	0.0%
00765		3	0.0%
00790		1	0.0%
00800		6	0.0%
00801		1	0.0%
00810		1	0.0%
00820		2	0.0%
00830		1	0.0%
00851		1	0.0%
00853		1	0.0%
00896		1	0.0%
00900		1	0.0%
00939		1	0.0%
00940		1	0.0%
00980		1	0.0%
00981		1	0.0%
00987		1	0.0%
01000		3	0.0%
01074		1	0.0%
01075		1	0.0%



## File : 23 TamilNadu

### # T\_ADULT\_M: TOTAL ADULT MALE

Value	Label	Cases	Percentage
01095		1	0.0%
01100		2	0.0%
01102		1	0.0%
01105		2	0.0%
01108		1	0.0%
01153		1	0.0%
01180		1	0.0%
01198		1	0.0%
01200		3	0.0%
01205		1	0.0%
01300		2	0.0%
01310		1	0.0%
01400		1	0.0%
01413		1	0.0%
01420		1	0.0%
01500		2	0.0%
01507		1	0.0%
01752		1	0.0%
01800		2	0.0%
01900		1	0.0%
01965		1	0.0%
02024		1	0.0%
02125		1	0.0%
02246		1	0.0%
02400		1	0.0%
02850		1	0.0%
03000		1	0.0%
10001		1	0.0%

Warning: these figures indicate the number of cases found in the data file. They cannot be interpreted as summary statistics of the population of interest.

### # T\_ADULT\_F: TOTAL ADULT FEMALE

Value	Label	Cases	Percentage
00000		1549478	61.6%
00001		614044	24.4%
00002		219072	8.7%
00003		46848	1.9%
00004		25033	1.0%
00005		17521	0.7%
00006		8657	0.3%
00007		4750	0.2%
00008		3957	0.2%
00009		2168	0.1%

**File : 23 TamilNadu****# T\_ADULT\_F: TOTAL ADULT FEMALE**

<b>Value</b>	<b>Label</b>	<b>Cases</b>	<b>Percentage</b>
00010		8962	0.4%
00011		905	0.0%
00012		1479	0.1%
00013		750	0.0%
00014		561	0.0%
00015		1922	0.1%
00016		503	0.0%
00017		324	0.0%
00018		418	0.0%
00019		182	0.0%
00020		1247	0.0%
00021		183	0.0%
00022		232	0.0%
00023		146	0.0%
00024		154	0.0%
00025		545	0.0%
00026		154	0.0%
00027		114	0.0%
00028		108	0.0%
00029		69	0.0%
00030		498	0.0%
00031		65	0.0%
00032		110	0.0%
00033		42	0.0%
00034		43	0.0%
00035		169	0.0%
00036		65	0.0%
00037		41	0.0%
00038		42	0.0%
00039		24	0.0%
00040		297	0.0%
00041		31	0.0%
00042		47	0.0%
00043		13	0.0%
00044		21	0.0%
00045		84	0.0%
00046		31	0.0%
00047		25	0.0%
00048		27	0.0%
00049		19	0.0%
00050		254	0.0%
00051		22	0.0%
00052		26	0.0%

**File : 23 TamilNadu****# T\_ADULT\_F: TOTAL ADULT FEMALE**

<b>Value</b>	<b>Label</b>	<b>Cases</b>	<b>Percentage</b>
00053		15	0.0%
00054		11	0.0%
00055		54	0.0%
00056		27	0.0%
00057		12	0.0%
00058		9	0.0%
00059		10	0.0%
00060		111	0.0%
00061		15	0.0%
00062		17	0.0%
00063		9	0.0%
00064		23	0.0%
00065		41	0.0%
00066		9	0.0%
00067		10	0.0%
00068		4	0.0%
00069		12	0.0%
00070		36	0.0%
00071		6	0.0%
00072		10	0.0%
00073		2	0.0%
00074		6	0.0%
00075		55	0.0%
00076		11	0.0%
00077		6	0.0%
00078		9	0.0%
00079		3	0.0%
00080		49	0.0%
00081		13	0.0%
00082		7	0.0%
00083		3	0.0%
00084		4	0.0%
00085		16	0.0%
00086		3	0.0%
00087		12	0.0%
00088		10	0.0%
00090		22	0.0%
00091		3	0.0%
00092		8	0.0%
00093		6	0.0%
00094		3	0.0%
00095		9	0.0%
00096		4	0.0%

**File : 23 TamilNadu****# T\_ADULT\_F: TOTAL ADULT FEMALE**

<b>Value</b>	<b>Label</b>	<b>Cases</b>	<b>Percentage</b>
00098		7	0.0%
00099		3	0.0%
00100		433	0.0%
00101		4	0.0%
00102		2	0.0%
00103		2	0.0%
00104		5	0.0%
00105		7	0.0%
00106		2	0.0%
00107		7	0.0%
00108		4	0.0%
00109		2	0.0%
00110		14	0.0%
00111		3	0.0%
00112		1	0.0%
00113		1	0.0%
00115		4	0.0%
00116		2	0.0%
00118		3	0.0%
00120		14	0.0%
00121		5	0.0%
00122		3	0.0%
00123		3	0.0%
00125		9	0.0%
00126		2	0.0%
00127		1	0.0%
00128		1	0.0%
00129		1	0.0%
00130		16	0.0%
00131		1	0.0%
00132		3	0.0%
00133		1	0.0%
00135		9	0.0%
00139		1	0.0%
00140		15	0.0%
00142		2	0.0%
00143		1	0.0%
00144		1	0.0%
00145		4	0.0%
00146		3	0.0%
00147		1	0.0%
00148		5	0.0%
00150		47	0.0%

**File : 23 TamilNadu****# T\_ADULT\_F: TOTAL ADULT FEMALE**

<b>Value</b>	<b>Label</b>	<b>Cases</b>	<b>Percentage</b>
00151		2	0.0%
00152		2	0.0%
00153		2	0.0%
00154		1	0.0%
00155		1	0.0%
00159		2	0.0%
00160		9	0.0%
00163		2	0.0%
00164		1	0.0%
00165		3	0.0%
00166		2	0.0%
00168		1	0.0%
00170		3	0.0%
00172		1	0.0%
00174		1	0.0%
00175		4	0.0%
00178		2	0.0%
00180		5	0.0%
00181		2	0.0%
00182		1	0.0%
00183		2	0.0%
00185		2	0.0%
00186		2	0.0%
00187		1	0.0%
00189		2	0.0%
00190		1	0.0%
00191		1	0.0%
00192		1	0.0%
00194		2	0.0%
00195		1	0.0%
00196		1	0.0%
00197		1	0.0%
00198		1	0.0%
00200		23	0.0%
00201		1	0.0%
00202		2	0.0%
00203		1	0.0%
00204		1	0.0%
00205		2	0.0%
00206		1	0.0%
00210		7	0.0%
00211		2	0.0%
00216		2	0.0%

**File : 23 TamilNadu****# T\_ADULT\_F: TOTAL ADULT FEMALE**

<b>Value</b>	<b>Label</b>	<b>Cases</b>	<b>Percentage</b>
00220		3	0.0%
00221		1	0.0%
00222		2	0.0%
00224		2	0.0%
00225		3	0.0%
00230		1	0.0%
00238		2	0.0%
00240		4	0.0%
00245		1	0.0%
00248		1	0.0%
00249		1	0.0%
00250		18	0.0%
00251		1	0.0%
00256		1	0.0%
00260		1	0.0%
00264		1	0.0%
00270		2	0.0%
00273		2	0.0%
00274		2	0.0%
00275		2	0.0%
00276		1	0.0%
00278		1	0.0%
00280		6	0.0%
00281		1	0.0%
00282		2	0.0%
00284		1	0.0%
00285		1	0.0%
00300		10	0.0%
00301		1	0.0%
00302		1	0.0%
00305		1	0.0%
00309		1	0.0%
00310		1	0.0%
00311		1	0.0%
00313		2	0.0%
00315		1	0.0%
00317		1	0.0%
00321		1	0.0%
00324		1	0.0%
00325		1	0.0%
00328		1	0.0%
00332		1	0.0%
00335		1	0.0%

**File : 23 TamilNadu****# T\_ADULT\_F: TOTAL ADULT FEMALE**

<b>Value</b>	<b>Label</b>	<b>Cases</b>	<b>Percentage</b>
00338		1	0.0%
00345		2	0.0%
00346		1	0.0%
00350		1	0.0%
00351		1	0.0%
00360		1	0.0%
00365		2	0.0%
00370		1	0.0%
00382		2	0.0%
00385		1	0.0%
00390		1	0.0%
00400		5	0.0%
00401		1	0.0%
00402		1	0.0%
00414		1	0.0%
00420		1	0.0%
00421		1	0.0%
00425		1	0.0%
00450		2	0.0%
00451		1	0.0%
00463		1	0.0%
00467		1	0.0%
00468		1	0.0%
00470		1	0.0%
00475		1	0.0%
00483		1	0.0%
00484		1	0.0%
00500		13	0.0%
00503		1	0.0%
00504		1	0.0%
00550		1	0.0%
00572		2	0.0%
00574		1	0.0%
00590		1	0.0%
00600		2	0.0%
00602		1	0.0%
00612		1	0.0%
00650		3	0.0%
00652		1	0.0%
00656		1	0.0%
00675		1	0.0%
00681		1	0.0%
00700		2	0.0%

## File : 23 TamilNadu

### # T\_ADULT\_F: TOTAL ADULT FEMALE

Value	Label	Cases	Percentage
00730		1	0.0%
00774		1	0.0%
00800		1	0.0%
00805		1	0.0%
00835		1	0.0%
00850		1	0.0%
00852		1	0.0%
00856		1	0.0%
00858		1	0.0%
00900		1	0.0%
00949		1	0.0%
00994		1	0.0%
01079		1	0.0%
01200		1	0.0%
01382		1	0.0%
01785		1	0.0%
01940		1	0.0%

Warning: these figures indicate the number of cases found in the data file. They cannot be interpreted as summary statistics of the population of interest.

### # T\_CHILD\_M: TOTAL CHIELD MALE

<b>Information</b>	[Type= discrete] [Format=character] [Missing=*]
<b>Statistics [NW/ W]</b>	[Valid=2514124 /-] [Invalid=0 /-]

Value	Label	Cases	Percentage
00000		2450234	97.5%
00001		46910	1.9%
00002		12950	0.5%
00003		2153	0.1%
00004		882	0.0%
00005		390	0.0%
00006		149	0.0%
00007		87	0.0%
00008		57	0.0%
00009		11	0.0%
00010		151	0.0%
00011		10	0.0%
00012		10	0.0%
00013		2	0.0%
00014		2	0.0%
00015		35	0.0%
00016		8	0.0%
00017		1	0.0%
00019		2	0.0%
00020		24	0.0%
00021		1	0.0%



## File : 23 TamilNadu

### # T\_CHILD\_M: TOTAL CHIELD MALE

Value	Label	Cases	Percentage
00023		1	0.0%
00025		6	0.0%
00026		1	0.0%
00027		1	0.0%
00028		2	0.0%
00029		1	0.0%
00030		12	0.0%
00031		1	0.0%
00032		1	0.0%
00035		4	0.0%
00037		1	0.0%
00039		1	0.0%
00040		4	0.0%
00041		1	0.0%
00044		2	0.0%
00046		1	0.0%
00050		5	0.0%
00052		1	0.0%
00070		1	0.0%
00078		1	0.0%
00100		3	0.0%
00110		1	0.0%
00133		1	0.0%
00150		1	0.0%
00191		1	0.0%

Warning: these figures indicate the number of cases found in the data file. They cannot be interpreted as summary statistics of the population of interest.

### # T\_CHILD\_F: TOTAL CHIELD FEMALE

Information	[Type= discrete] [Format=character] [Missing=*]		
Statistics [NW/ W]	[Valid=2514124 /-] [Invalid=0 /-]		
Value	Label	Cases	Percentage
00000		2495652	99.3%
00001		14698	0.6%
00002		2187	0.1%
00003		629	0.0%
00004		228	0.0%
00005		212	0.0%
00006		81	0.0%
00007		54	0.0%
00008		37	0.0%
00009		10	0.0%
00010		147	0.0%
00011		3	0.0%
00012		25	0.0%

## File : 23 TamilNadu

### # T\_CHILD\_F: TOTAL CHIELD FEMALE

Value	Label	Cases	Percentage
00013		9	0.0%
00014		2	0.0%
00015		53	0.0%
00016		7	0.0%
00017		6	0.0%
00018		3	0.0%
00019		3	0.0%
00020		22	0.0%
00021		2	0.0%
00022		1	0.0%
00023		2	0.0%
00024		2	0.0%
00025		9	0.0%
00027		2	0.0%
00028		3	0.0%
00030		9	0.0%
00035		1	0.0%
00040		3	0.0%
00044		3	0.0%
00045		1	0.0%
00050		6	0.0%
00055		1	0.0%
00078		1	0.0%
00082		1	0.0%
00102		1	0.0%
00109		1	0.0%
00119		1	0.0%
00124		1	0.0%
00146		1	0.0%
00223		1	0.0%
00262		1	0.0%
00290		1	0.0%
00338		1	0.0%

Warning: these figures indicate the number of cases found in the data file. They cannot be interpreted as summary statistics of the population of interest.

### # TOT: TOTAL OF TOTAL

<b>Information</b>	[Type= discrete] [Format=character] [Missing=*]		
<b>Statistics [NW/ W]</b>	[Valid=2514124 /-] [Invalid=0 /-]		
Value	Label	Cases	Percentage
00001		1050880	41.8%
00002		787174	31.3%
00003		261047	10.4%
00004		152255	6.1%
00005		78385	3.1%

## File : 23 TamilNadu

### # TOT: TOTAL OF TOTAL

Value	Label	Cases	Percentage
00006		46618	1.9%
00007		25329	1.0%
00008		18305	0.7%
00009		10992	0.4%
00010		19409	0.8%
00011		7511	0.3%
00012		8787	0.3%
00013		4270	0.2%
00014		4007	0.2%
00015		5306	0.2%
00016		3003	0.1%
00017		2179	0.1%
00018		2129	0.1%
00019		1314	0.1%
00020		4197	0.2%
00021		1234	0.0%
00022		1417	0.1%
00023		784	0.0%
00024		753	0.0%
00025		1656	0.1%
00026		744	0.0%
00027		621	0.0%
00028		514	0.0%
00029		334	0.0%
00030		1661	0.1%
00031		427	0.0%
00032		503	0.0%
00033		260	0.0%
00034		235	0.0%
00035		612	0.0%
00036		248	0.0%
00037		165	0.0%
00038		207	0.0%
00039		146	0.0%
00040		779	0.0%
00041		214	0.0%
00042		205	0.0%
00043		153	0.0%
00044		132	0.0%
00045		301	0.0%
00046		129	0.0%
00047		95	0.0%
00048		119	0.0%

**File : 23 TamilNadu****# TOT: TOTAL OF TOTAL**

<b>Value</b>	<b>Label</b>	<b>Cases</b>	<b>Percentage</b>
00049		64	0.0%
00050		564	0.0%
00051		276	0.0%
00052		221	0.0%
00053		115	0.0%
00054		120	0.0%
00055		229	0.0%
00056		104	0.0%
00057		97	0.0%
00058		67	0.0%
00059		55	0.0%
00060		317	0.0%
00061		83	0.0%
00062		89	0.0%
00063		57	0.0%
00064		61	0.0%
00065		133	0.0%
00066		63	0.0%
00067		30	0.0%
00068		44	0.0%
00069		33	0.0%
00070		183	0.0%
00071		44	0.0%
00072		49	0.0%
00073		23	0.0%
00074		23	0.0%
00075		106	0.0%
00076		28	0.0%
00077		33	0.0%
00078		33	0.0%
00079		27	0.0%
00080		125	0.0%
00081		42	0.0%
00082		38	0.0%
00083		24	0.0%
00084		23	0.0%
00085		70	0.0%
00086		28	0.0%
00087		30	0.0%
00088		22	0.0%
00089		21	0.0%
00090		86	0.0%
00091		22	0.0%

**File : 23 TamilNadu****# TOT: TOTAL OF TOTAL**

<b>Value</b>	<b>Label</b>	<b>Cases</b>	<b>Percentage</b>
00092		31	0.0%
00093		19	0.0%
00094		17	0.0%
00095		62	0.0%
00096		26	0.0%
00097		32	0.0%
00098		41	0.0%
00099		37	0.0%
00100		531	0.0%
00101		26	0.0%
00102		21	0.0%
00103		13	0.0%
00104		7	0.0%
00105		26	0.0%
00106		4	0.0%
00107		14	0.0%
00108		9	0.0%
00109		8	0.0%
00110		32	0.0%
00111		18	0.0%
00112		7	0.0%
00113		12	0.0%
00114		12	0.0%
00115		16	0.0%
00116		11	0.0%
00117		5	0.0%
00118		11	0.0%
00119		4	0.0%
00120		40	0.0%
00121		7	0.0%
00122		11	0.0%
00123		8	0.0%
00124		8	0.0%
00125		15	0.0%
00126		4	0.0%
00127		2	0.0%
00128		11	0.0%
00129		8	0.0%
00130		23	0.0%
00131		12	0.0%
00132		13	0.0%
00133		8	0.0%
00134		5	0.0%

**File : 23 TamilNadu****# TOT: TOTAL OF TOTAL**

<b>Value</b>	<b>Label</b>	<b>Cases</b>	<b>Percentage</b>
00135		12	0.0%
00136		6	0.0%
00137		4	0.0%
00138		6	0.0%
00139		5	0.0%
00140		17	0.0%
00141		15	0.0%
00142		10	0.0%
00143		10	0.0%
00144		7	0.0%
00145		12	0.0%
00146		8	0.0%
00147		8	0.0%
00148		7	0.0%
00149		4	0.0%
00150		47	0.0%
00151		21	0.0%
00152		11	0.0%
00153		4	0.0%
00154		5	0.0%
00155		18	0.0%
00156		11	0.0%
00157		7	0.0%
00158		4	0.0%
00159		4	0.0%
00160		20	0.0%
00161		7	0.0%
00162		10	0.0%
00163		9	0.0%
00164		3	0.0%
00165		10	0.0%
00166		8	0.0%
00167		5	0.0%
00168		5	0.0%
00169		2	0.0%
00170		9	0.0%
00171		3	0.0%
00172		7	0.0%
00173		4	0.0%
00174		6	0.0%
00175		6	0.0%
00176		5	0.0%
00177		4	0.0%

**File : 23 TamilNadu****# TOT: TOTAL OF TOTAL**

<b>Value</b>	<b>Label</b>	<b>Cases</b>	<b>Percentage</b>
00178		4	0.0%
00179		3	0.0%
00180		20	0.0%
00181		4	0.0%
00182		2	0.0%
00183		4	0.0%
00184		1	0.0%
00185		7	0.0%
00186		3	0.0%
00187		1	0.0%
00188		3	0.0%
00189		2	0.0%
00190		6	0.0%
00191		2	0.0%
00192		1	0.0%
00195		1	0.0%
00196		1	0.0%
00197		3	0.0%
00198		4	0.0%
00199		2	0.0%
00200		46	0.0%
00201		6	0.0%
00202		9	0.0%
00203		4	0.0%
00204		4	0.0%
00205		6	0.0%
00206		4	0.0%
00207		2	0.0%
00208		5	0.0%
00209		2	0.0%
00210		10	0.0%
00211		2	0.0%
00212		1	0.0%
00213		2	0.0%
00214		4	0.0%
00215		3	0.0%
00216		2	0.0%
00217		1	0.0%
00218		3	0.0%
00219		2	0.0%
00220		3	0.0%
00221		5	0.0%
00222		3	0.0%

**File : 23 TamilNadu****# TOT: TOTAL OF TOTAL**

<b>Value</b>	<b>Label</b>	<b>Cases</b>	<b>Percentage</b>
00223		2	0.0%
00225		2	0.0%
00226		2	0.0%
00228		6	0.0%
00229		2	0.0%
00230		7	0.0%
00231		4	0.0%
00234		1	0.0%
00235		2	0.0%
00236		2	0.0%
00237		2	0.0%
00238		3	0.0%
00239		3	0.0%
00240		8	0.0%
00242		1	0.0%
00244		1	0.0%
00245		2	0.0%
00246		1	0.0%
00247		2	0.0%
00248		2	0.0%
00249		1	0.0%
00250		27	0.0%
00251		8	0.0%
00252		5	0.0%
00253		2	0.0%
00254		2	0.0%
00255		2	0.0%
00256		2	0.0%
00257		3	0.0%
00258		2	0.0%
00259		1	0.0%
00260		5	0.0%
00261		2	0.0%
00262		4	0.0%
00264		3	0.0%
00268		1	0.0%
00269		2	0.0%
00270		6	0.0%
00271		2	0.0%
00272		1	0.0%
00273		3	0.0%
00274		3	0.0%
00275		4	0.0%



**File : 23 TamilNadu****# TOT: TOTAL OF TOTAL**

<b>Value</b>	<b>Label</b>	<b>Cases</b>	<b>Percentage</b>
00276		1	0.0%
00278		1	0.0%
00279		1	0.0%
00280		5	0.0%
00281		3	0.0%
00282		2	0.0%
00283		1	0.0%
00284		2	0.0%
00285		3	0.0%
00287		2	0.0%
00288		1	0.0%
00290		2	0.0%
00292		1	0.0%
00293		1	0.0%
00294		1	0.0%
00295		2	0.0%
00298		1	0.0%
00299		1	0.0%
00300		25	0.0%
00301		5	0.0%
00304		1	0.0%
00308		1	0.0%
00309		1	0.0%
00310		5	0.0%
00311		5	0.0%
00312		4	0.0%
00313		1	0.0%
00314		3	0.0%
00315		1	0.0%
00316		5	0.0%
00317		4	0.0%
00319		1	0.0%
00320		6	0.0%
00322		2	0.0%
00323		1	0.0%
00326		1	0.0%
00327		1	0.0%
00330		2	0.0%
00331		1	0.0%
00332		2	0.0%
00333		1	0.0%
00335		2	0.0%
00336		3	0.0%

**File : 23 TamilNadu****# TOT: TOTAL OF TOTAL**

<b>Value</b>	<b>Label</b>	<b>Cases</b>	<b>Percentage</b>
00339		2	0.0%
00340		4	0.0%
00341		1	0.0%
00342		1	0.0%
00343		2	0.0%
00344		1	0.0%
00347		1	0.0%
00349		1	0.0%
00350		14	0.0%
00351		1	0.0%
00352		2	0.0%
00353		2	0.0%
00356		1	0.0%
00357		1	0.0%
00358		3	0.0%
00359		1	0.0%
00360		4	0.0%
00361		1	0.0%
00362		3	0.0%
00364		2	0.0%
00365		3	0.0%
00366		2	0.0%
00367		1	0.0%
00368		1	0.0%
00370		2	0.0%
00372		3	0.0%
00373		1	0.0%
00376		1	0.0%
00378		1	0.0%
00379		2	0.0%
00380		3	0.0%
00381		1	0.0%
00382		2	0.0%
00383		1	0.0%
00384		1	0.0%
00385		2	0.0%
00386		1	0.0%
00389		1	0.0%
00390		1	0.0%
00391		3	0.0%
00392		1	0.0%
00394		1	0.0%
00395		1	0.0%

**File : 23 TamilNadu****# TOT: TOTAL OF TOTAL**

<b>Value</b>	<b>Label</b>	<b>Cases</b>	<b>Percentage</b>
00396		1	0.0%
00397		1	0.0%
00398		1	0.0%
00400		6	0.0%
00401		1	0.0%
00402		1	0.0%
00403		1	0.0%
00405		2	0.0%
00407		1	0.0%
00408		3	0.0%
00410		1	0.0%
00414		1	0.0%
00415		3	0.0%
00420		2	0.0%
00422		3	0.0%
00424		2	0.0%
00425		2	0.0%
00433		1	0.0%
00435		2	0.0%
00436		1	0.0%
00437		1	0.0%
00438		2	0.0%
00441		1	0.0%
00443		1	0.0%
00445		1	0.0%
00450		9	0.0%
00451		1	0.0%
00452		2	0.0%
00453		1	0.0%
00454		1	0.0%
00456		2	0.0%
00457		1	0.0%
00460		1	0.0%
00461		1	0.0%
00463		1	0.0%
00465		2	0.0%
00469		1	0.0%
00473		1	0.0%
00475		2	0.0%
00478		1	0.0%
00480		1	0.0%
00481		2	0.0%
00483		1	0.0%

**File : 23 TamilNadu****# TOT: TOTAL OF TOTAL**

<b>Value</b>	<b>Label</b>	<b>Cases</b>	<b>Percentage</b>
00486		1	0.0%
00490		1	0.0%
00491		1	0.0%
00495		1	0.0%
00496		1	0.0%
00500		10	0.0%
00501		1	0.0%
00502		2	0.0%
00503		1	0.0%
00504		2	0.0%
00505		4	0.0%
00511		1	0.0%
00512		2	0.0%
00514		1	0.0%
00518		1	0.0%
00519		1	0.0%
00520		1	0.0%
00521		2	0.0%
00522		1	0.0%
00523		1	0.0%
00524		1	0.0%
00527		1	0.0%
00528		1	0.0%
00529		1	0.0%
00530		1	0.0%
00531		1	0.0%
00532		1	0.0%
00542		1	0.0%
00545		1	0.0%
00547		1	0.0%
00548		2	0.0%
00550		4	0.0%
00551		1	0.0%
00565		1	0.0%
00570		1	0.0%
00572		2	0.0%
00580		1	0.0%
00581		1	0.0%
00584		1	0.0%
00585		1	0.0%
00590		1	0.0%
00593		1	0.0%
00595		2	0.0%

**File : 23 TamilNadu****# TOT: TOTAL OF TOTAL**

<b>Value</b>	<b>Label</b>	<b>Cases</b>	<b>Percentage</b>
00600		3	0.0%
00601		1	0.0%
00611		2	0.0%
00615		2	0.0%
00617		1	0.0%
00618		1	0.0%
00620		1	0.0%
00625		1	0.0%
00629		3	0.0%
00631		1	0.0%
00632		1	0.0%
00643		1	0.0%
00646		1	0.0%
00650		2	0.0%
00652		1	0.0%
00655		1	0.0%
00664		1	0.0%
00665		1	0.0%
00669		1	0.0%
00675		5	0.0%
00677		1	0.0%
00680		1	0.0%
00681		1	0.0%
00684		1	0.0%
00686		1	0.0%
00693		1	0.0%
00695		1	0.0%
00697		2	0.0%
00699		1	0.0%
00700		1	0.0%
00702		1	0.0%
00706		1	0.0%
00710		1	0.0%
00722		1	0.0%
00727		1	0.0%
00728		1	0.0%
00730		1	0.0%
00735		1	0.0%
00736		1	0.0%
00750		2	0.0%
00752		1	0.0%
00767		1	0.0%
00768		1	0.0%

**File : 23 TamilNadu****# TOT: TOTAL OF TOTAL**

<b>Value</b>	<b>Label</b>	<b>Cases</b>	<b>Percentage</b>
00774		1	0.0%
00778		3	0.0%
00780		2	0.0%
00801		1	0.0%
00802		1	0.0%
00803		1	0.0%
00804		1	0.0%
00810		1	0.0%
00812		1	0.0%
00816		1	0.0%
00820		1	0.0%
00821		1	0.0%
00822		1	0.0%
00826		1	0.0%
00835		1	0.0%
00839		1	0.0%
00842		1	0.0%
00850		3	0.0%
00855		4	0.0%
00860		1	0.0%
00889		1	0.0%
00896		1	0.0%
00900		2	0.0%
00912		1	0.0%
00913		1	0.0%
00930		1	0.0%
00935		1	0.0%
00939		1	0.0%
00950		2	0.0%
00960		1	0.0%
00970		1	0.0%
00972		1	0.0%
00988		1	0.0%
00989		1	0.0%
00992		1	0.0%
00994		1	0.0%
01000		7	0.0%
01001		2	0.0%
01019		1	0.0%
01050		1	0.0%
01074		1	0.0%
01077		1	0.0%
01083		2	0.0%

**File : 23 TamilNadu****# TOT: TOTAL OF TOTAL**

<b>Value</b>	<b>Label</b>	<b>Cases</b>	<b>Percentage</b>
01084		1	0.0%
01096		1	0.0%
01100		3	0.0%
01102		1	0.0%
01105		1	0.0%
01116		1	0.0%
01136		1	0.0%
01142		1	0.0%
01143		1	0.0%
01153		1	0.0%
01155		1	0.0%
01165		1	0.0%
01166		1	0.0%
01199		1	0.0%
01200		4	0.0%
01202		1	0.0%
01208		1	0.0%
01250		2	0.0%
01297		1	0.0%
01319		1	0.0%
01352		1	0.0%
01400		2	0.0%
01402		1	0.0%
01406		1	0.0%
01412		1	0.0%
01440		1	0.0%
01450		1	0.0%
01472		1	0.0%
01479		1	0.0%
01500		3	0.0%
01510		1	0.0%
01552		1	0.0%
01668		1	0.0%
01700		1	0.0%
01761		1	0.0%
01905		1	0.0%
02000		1	0.0%
02166		1	0.0%
02200		1	0.0%
02297		1	0.0%
02363		1	0.0%
02562		1	0.0%
02600		1	0.0%

## File : 23 TamilNadu

### # TOT: TOTAL OF TOTAL

Value	Label	Cases	Percentage
02621		1	0.0%
02700		2	0.0%
02950		1	0.0%
03000		1	0.0%
03210		1	0.0%
03910		1	0.0%
04186		1	0.0%
10001		1	0.0%

Warning: these figures indicate the number of cases found in the data file. They cannot be interpreted as summary statistics of the population of interest.

### # H\_ADULT\_M: HIRED ADULT MALE

**Information** [Type= discrete] [Format=character] [Missing=\*]

**Statistics [NW/ W]** [Valid=2514124 /-] [Invalid=0 /-]

Value	Label	Cases	Percentage
00000		1516439	60.3%
00001		564749	22.5%
00002		203613	8.1%
00003		82717	3.3%
00004		46411	1.8%
00005		28006	1.1%
00006		15352	0.6%
00007		9761	0.4%
00008		7373	0.3%
00009		6630	0.3%
00010		7838	0.3%
00011		2473	0.1%
00012		2610	0.1%
00013		1375	0.1%
00014		1945	0.1%
00015		2532	0.1%
00016		845	0.0%
00017		762	0.0%
00018		794	0.0%
00019		825	0.0%
00020		1979	0.1%
00021		515	0.0%
00022		405	0.0%
00023		338	0.0%
00024		454	0.0%
00025		776	0.0%
00026		223	0.0%
00027		199	0.0%
00028		206	0.0%
00029		280	0.0%



**File : 23 TamilNadu****# H\_ADULT\_M: HIRED ADULT MALE**

<b>Value</b>	<b>Label</b>	<b>Cases</b>	<b>Percentage</b>
00030		690	0.0%
00031		185	0.0%
00032		141	0.0%
00033		97	0.0%
00034		140	0.0%
00035		256	0.0%
00036		68	0.0%
00037		63	0.0%
00038		114	0.0%
00039		119	0.0%
00040		369	0.0%
00041		92	0.0%
00042		80	0.0%
00043		71	0.0%
00044		61	0.0%
00045		111	0.0%
00046		56	0.0%
00047		50	0.0%
00048		78	0.0%
00049		108	0.0%
00050		359	0.0%
00051		63	0.0%
00052		49	0.0%
00053		37	0.0%
00054		41	0.0%
00055		52	0.0%
00056		41	0.0%
00057		26	0.0%
00058		25	0.0%
00059		39	0.0%
00060		160	0.0%
00061		35	0.0%
00062		24	0.0%
00063		21	0.0%
00064		34	0.0%
00065		61	0.0%
00066		16	0.0%
00067		15	0.0%
00068		19	0.0%
00069		15	0.0%
00070		49	0.0%
00071		9	0.0%
00072		22	0.0%

**File : 23 TamilNadu****# H\_ADULT\_M: HIRED ADULT MALE**

<b>Value</b>	<b>Label</b>	<b>Cases</b>	<b>Percentage</b>
00073		16	0.0%
00074		17	0.0%
00075		69	0.0%
00076		11	0.0%
00077		8	0.0%
00078		15	0.0%
00079		17	0.0%
00080		74	0.0%
00081		11	0.0%
00082		14	0.0%
00083		13	0.0%
00084		7	0.0%
00085		20	0.0%
00086		13	0.0%
00087		12	0.0%
00088		8	0.0%
00089		16	0.0%
00090		28	0.0%
00091		11	0.0%
00092		9	0.0%
00093		10	0.0%
00094		6	0.0%
00095		14	0.0%
00096		9	0.0%
00097		10	0.0%
00098		19	0.0%
00099		18	0.0%
00100		96	0.0%
00101		4	0.0%
00102		7	0.0%
00103		6	0.0%
00104		14	0.0%
00105		29	0.0%
00106		17	0.0%
00107		17	0.0%
00108		10	0.0%
00109		9	0.0%
00110		23	0.0%
00111		5	0.0%
00112		7	0.0%
00113		3	0.0%
00114		6	0.0%
00115		13	0.0%

**File : 23 TamilNadu****# H\_ADULT\_M: HIRED ADULT MALE**

<b>Value</b>	<b>Label</b>	<b>Cases</b>	<b>Percentage</b>
00116		5	0.0%
00117		2	0.0%
00118		5	0.0%
00119		5	0.0%
00120		22	0.0%
00121		3	0.0%
00122		3	0.0%
00123		7	0.0%
00124		1	0.0%
00125		20	0.0%
00126		6	0.0%
00127		1	0.0%
00128		2	0.0%
00129		2	0.0%
00130		8	0.0%
00131		1	0.0%
00132		5	0.0%
00133		8	0.0%
00134		2	0.0%
00135		4	0.0%
00137		1	0.0%
00138		5	0.0%
00140		14	0.0%
00141		3	0.0%
00142		2	0.0%
00143		2	0.0%
00144		4	0.0%
00145		4	0.0%
00146		2	0.0%
00147		3	0.0%
00148		3	0.0%
00149		10	0.0%
00150		28	0.0%
00151		1	0.0%
00152		4	0.0%
00153		2	0.0%
00154		3	0.0%
00155		2	0.0%
00156		6	0.0%
00157		1	0.0%
00158		2	0.0%
00160		12	0.0%
00161		1	0.0%

**File : 23 TamilNadu****# H\_ADULT\_M: HIRED ADULT MALE**

<b>Value</b>	<b>Label</b>	<b>Cases</b>	<b>Percentage</b>
00162		1	0.0%
00164		4	0.0%
00165		9	0.0%
00166		3	0.0%
00167		1	0.0%
00168		2	0.0%
00169		1	0.0%
00170		2	0.0%
00171		3	0.0%
00172		2	0.0%
00173		1	0.0%
00174		2	0.0%
00175		6	0.0%
00176		1	0.0%
00178		3	0.0%
00180		4	0.0%
00181		2	0.0%
00182		3	0.0%
00183		1	0.0%
00184		2	0.0%
00185		2	0.0%
00186		4	0.0%
00187		2	0.0%
00188		1	0.0%
00189		3	0.0%
00190		3	0.0%
00191		1	0.0%
00192		1	0.0%
00193		1	0.0%
00194		1	0.0%
00195		3	0.0%
00198		5	0.0%
00199		4	0.0%
00200		51	0.0%
00201		1	0.0%
00204		1	0.0%
00205		3	0.0%
00207		1	0.0%
00208		1	0.0%
00210		6	0.0%
00212		1	0.0%
00214		3	0.0%
00215		2	0.0%

**File : 23 TamilNadu****# H\_ADULT\_M: HIRED ADULT MALE**

<b>Value</b>	<b>Label</b>	<b>Cases</b>	<b>Percentage</b>
00216		1	0.0%
00217		1	0.0%
00218		1	0.0%
00219		2	0.0%
00220		5	0.0%
00222		3	0.0%
00224		1	0.0%
00225		3	0.0%
00226		1	0.0%
00227		1	0.0%
00230		4	0.0%
00231		1	0.0%
00235		5	0.0%
00236		1	0.0%
00237		1	0.0%
00240		6	0.0%
00242		1	0.0%
00245		1	0.0%
00246		1	0.0%
00247		1	0.0%
00249		4	0.0%
00250		27	0.0%
00251		3	0.0%
00252		2	0.0%
00253		2	0.0%
00255		1	0.0%
00256		2	0.0%
00259		1	0.0%
00260		1	0.0%
00261		2	0.0%
00269		1	0.0%
00270		2	0.0%
00273		1	0.0%
00275		2	0.0%
00278		1	0.0%
00281		1	0.0%
00282		1	0.0%
00283		1	0.0%
00284		3	0.0%
00285		2	0.0%
00288		1	0.0%
00290		1	0.0%
00294		2	0.0%

**File : 23 TamilNadu****# H\_ADULT\_M: HIRED ADULT MALE**

Value	Label	Cases	Percentage
00296		1	0.0%
00297		2	0.0%
00298		1	0.0%
00299		1	0.0%
00300		21	0.0%
00301		2	0.0%
00304		1	0.0%
00309		3	0.0%
00310		3	0.0%
00312		1	0.0%
00313		1	0.0%
00315		2	0.0%
00316		1	0.0%
00317		1	0.0%
00318		1	0.0%
00320		3	0.0%
00323		1	0.0%
00325		3	0.0%
00329		1	0.0%
00330		1	0.0%
00331		1	0.0%
00335		1	0.0%
00338		1	0.0%
00339		1	0.0%
00340		2	0.0%
00341		1	0.0%
00342		1	0.0%
00344		1	0.0%
00348		1	0.0%
00349		1	0.0%
00350		11	0.0%
00352		2	0.0%
00354		1	0.0%
00356		1	0.0%
00358		1	0.0%
00360		2	0.0%
00361		1	0.0%
00364		1	0.0%
00365		2	0.0%
00366		1	0.0%
00367		1	0.0%
00369		1	0.0%
00370		3	0.0%

**File : 23 TamilNadu****# H\_ADULT\_M: HIRED ADULT MALE**

<b>Value</b>	<b>Label</b>	<b>Cases</b>	<b>Percentage</b>
00371		1	0.0%
00372		1	0.0%
00373		1	0.0%
00376		1	0.0%
00378		1	0.0%
00379		1	0.0%
00382		1	0.0%
00385		2	0.0%
00389		1	0.0%
00390		1	0.0%
00392		1	0.0%
00397		1	0.0%
00398		1	0.0%
00400		8	0.0%
00401		1	0.0%
00403		1	0.0%
00404		1	0.0%
00405		1	0.0%
00407		1	0.0%
00410		1	0.0%
00414		1	0.0%
00415		2	0.0%
00416		1	0.0%
00422		1	0.0%
00423		1	0.0%
00424		1	0.0%
00425		3	0.0%
00427		1	0.0%
00428		1	0.0%
00430		1	0.0%
00434		1	0.0%
00439		1	0.0%
00443		1	0.0%
00446		1	0.0%
00450		8	0.0%
00453		1	0.0%
00456		1	0.0%
00461		1	0.0%
00467		1	0.0%
00480		1	0.0%
00485		1	0.0%
00486		1	0.0%
00494		1	0.0%

**File : 23 TamilNadu****# H\_ADULT\_M: HIRED ADULT MALE**

Value	Label	Cases	Percentage
00495		1	0.0%
00497		1	0.0%
00498		1	0.0%
00500		15	0.0%
00501		2	0.0%
00504		2	0.0%
00505		3	0.0%
00510		3	0.0%
00511		1	0.0%
00512		2	0.0%
00514		1	0.0%
00518		1	0.0%
00520		5	0.0%
00523		2	0.0%
00525		1	0.0%
00526		2	0.0%
00527		1	0.0%
00545		1	0.0%
00560		1	0.0%
00566		1	0.0%
00574		1	0.0%
00586		1	0.0%
00593		1	0.0%
00595		3	0.0%
00596		1	0.0%
00598		1	0.0%
00600		3	0.0%
00610		1	0.0%
00612		1	0.0%
00614		2	0.0%
00616		1	0.0%
00642		1	0.0%
00644		1	0.0%
00648		1	0.0%
00650		3	0.0%
00651		1	0.0%
00664		1	0.0%
00666		1	0.0%
00669		1	0.0%
00670		1	0.0%
00674		1	0.0%
00675		2	0.0%
00682		1	0.0%



**File : 23 TamilNadu****# H\_ADULT\_M: HIRED ADULT MALE**

<b>Value</b>	<b>Label</b>	<b>Cases</b>	<b>Percentage</b>
00688		1	0.0%
00695		1	0.0%
00697		1	0.0%
00699		1	0.0%
00700		2	0.0%
00703		1	0.0%
00720		3	0.0%
00721		1	0.0%
00725		1	0.0%
00731		1	0.0%
00750		4	0.0%
00754		1	0.0%
00760		1	0.0%
00764		1	0.0%
00765		2	0.0%
00790		1	0.0%
00799		1	0.0%
00800		6	0.0%
00810		1	0.0%
00820		2	0.0%
00830		1	0.0%
00850		2	0.0%
00896		1	0.0%
00900		1	0.0%
00939		1	0.0%
00940		1	0.0%
00980		2	0.0%
00986		1	0.0%
00999		1	0.0%
01000		3	0.0%
01074		1	0.0%
01075		1	0.0%
01095		1	0.0%
01100		4	0.0%
01105		1	0.0%
01152		1	0.0%
01180		1	0.0%
01198		1	0.0%
01200		3	0.0%
01205		1	0.0%
01298		1	0.0%
01300		1	0.0%
01310		1	0.0%

## File : 23 TamilNadu

### # H\_ADULT\_M: HIRED ADULT MALE

Value	Label	Cases	Percentage
01399		1	0.0%
01413		1	0.0%
01419		1	0.0%
01500		2	0.0%
01506		1	0.0%
01752		1	0.0%
01800		2	0.0%
01900		1	0.0%
01965		1	0.0%
02024		1	0.0%
02125		1	0.0%
02246		1	0.0%
02400		1	0.0%
02850		1	0.0%
03000		1	0.0%

Warning: these figures indicate the number of cases found in the data file. They cannot be interpreted as summary statistics of the population of interest.

### # H\_ADULT\_F: HIRED ADULT FEMALE

**Information** [Type= discrete] [Format=character] [Missing=\*]

**Statistics [NW/ W]** [Valid=2514124 /-] [Invalid=0 /-]

Value	Label	Cases	Percentage
00000		2158236	85.8%
00001		174910	7.0%
00002		78784	3.1%
00003		35719	1.4%
00004		18878	0.8%
00005		13688	0.5%
00006		6877	0.3%
00007		4011	0.2%
00008		3638	0.1%
00009		1931	0.1%
00010		5156	0.2%
00011		788	0.0%
00012		1372	0.1%
00013		672	0.0%
00014		600	0.0%
00015		1680	0.1%
00016		446	0.0%
00017		317	0.0%
00018		363	0.0%
00019		205	0.0%
00020		1133	0.0%
00021		153	0.0%
00022		217	0.0%

**File : 23 TamilNadu****# H\_ADULT\_F: HIRED ADULT FEMALE**

<b>Value</b>	<b>Label</b>	<b>Cases</b>	<b>Percentage</b>
00023		130	0.0%
00024		162	0.0%
00025		507	0.0%
00026		136	0.0%
00027		118	0.0%
00028		98	0.0%
00029		71	0.0%
00030		478	0.0%
00031		49	0.0%
00032		102	0.0%
00033		34	0.0%
00034		44	0.0%
00035		167	0.0%
00036		59	0.0%
00037		37	0.0%
00038		46	0.0%
00039		22	0.0%
00040		283	0.0%
00041		21	0.0%
00042		43	0.0%
00043		11	0.0%
00044		28	0.0%
00045		75	0.0%
00046		30	0.0%
00047		25	0.0%
00048		31	0.0%
00049		22	0.0%
00050		244	0.0%
00051		16	0.0%
00052		24	0.0%
00053		13	0.0%
00054		9	0.0%
00055		54	0.0%
00056		21	0.0%
00057		8	0.0%
00058		7	0.0%
00059		13	0.0%
00060		106	0.0%
00061		11	0.0%
00062		16	0.0%
00063		11	0.0%
00064		24	0.0%
00065		39	0.0%

**File : 23 TamilNadu****# H\_ADULT\_F: HIRED ADULT FEMALE**

<b>Value</b>	<b>Label</b>	<b>Cases</b>	<b>Percentage</b>
00066		4	0.0%
00067		10	0.0%
00068		4	0.0%
00069		10	0.0%
00070		35	0.0%
00071		6	0.0%
00072		9	0.0%
00073		2	0.0%
00074		5	0.0%
00075		62	0.0%
00076		4	0.0%
00077		5	0.0%
00078		9	0.0%
00079		3	0.0%
00080		50	0.0%
00081		10	0.0%
00082		7	0.0%
00083		3	0.0%
00084		4	0.0%
00085		16	0.0%
00086		3	0.0%
00087		12	0.0%
00088		10	0.0%
00090		23	0.0%
00091		3	0.0%
00092		7	0.0%
00093		6	0.0%
00094		4	0.0%
00095		9	0.0%
00096		4	0.0%
00098		7	0.0%
00099		3	0.0%
00100		70	0.0%
00101		3	0.0%
00102		2	0.0%
00103		2	0.0%
00104		5	0.0%
00105		8	0.0%
00106		3	0.0%
00107		2	0.0%
00108		4	0.0%
00109		2	0.0%
00110		14	0.0%

**File : 23 TamilNadu****# H\_ADULT\_F: HIRED ADULT FEMALE**

<b>Value</b>	<b>Label</b>	<b>Cases</b>	<b>Percentage</b>
00111		2	0.0%
00112		1	0.0%
00113		1	0.0%
00115		5	0.0%
00116		2	0.0%
00118		2	0.0%
00120		14	0.0%
00121		4	0.0%
00122		3	0.0%
00123		3	0.0%
00125		9	0.0%
00126		2	0.0%
00127		2	0.0%
00128		1	0.0%
00129		2	0.0%
00130		13	0.0%
00131		1	0.0%
00132		3	0.0%
00133		1	0.0%
00135		9	0.0%
00139		1	0.0%
00140		14	0.0%
00142		2	0.0%
00143		2	0.0%
00144		1	0.0%
00145		4	0.0%
00146		2	0.0%
00147		1	0.0%
00148		5	0.0%
00150		47	0.0%
00151		2	0.0%
00152		2	0.0%
00153		2	0.0%
00154		1	0.0%
00155		1	0.0%
00159		2	0.0%
00160		9	0.0%
00163		2	0.0%
00164		1	0.0%
00165		3	0.0%
00166		2	0.0%
00168		1	0.0%
00170		3	0.0%

**File : 23 TamilNadu****# H\_ADULT\_F: HIRED ADULT FEMALE**

<b>Value</b>	<b>Label</b>	<b>Cases</b>	<b>Percentage</b>
00172		1	0.0%
00174		1	0.0%
00175		4	0.0%
00178		2	0.0%
00180		5	0.0%
00181		2	0.0%
00182		1	0.0%
00183		2	0.0%
00185		2	0.0%
00186		2	0.0%
00187		1	0.0%
00189		2	0.0%
00190		1	0.0%
00191		1	0.0%
00192		1	0.0%
00194		2	0.0%
00195		1	0.0%
00196		1	0.0%
00197		1	0.0%
00198		1	0.0%
00200		25	0.0%
00202		2	0.0%
00203		2	0.0%
00204		2	0.0%
00206		1	0.0%
00207		1	0.0%
00210		7	0.0%
00211		1	0.0%
00216		2	0.0%
00220		4	0.0%
00221		1	0.0%
00222		1	0.0%
00223		1	0.0%
00224		2	0.0%
00225		2	0.0%
00230		1	0.0%
00238		2	0.0%
00240		4	0.0%
00245		1	0.0%
00248		1	0.0%
00249		1	0.0%
00250		19	0.0%
00256		1	0.0%

**File : 23 TamilNadu****# H\_ADULT\_F: HIRED ADULT FEMALE**

<b>Value</b>	<b>Label</b>	<b>Cases</b>	<b>Percentage</b>
00260		1	0.0%
00264		1	0.0%
00270		2	0.0%
00273		2	0.0%
00274		2	0.0%
00275		2	0.0%
00276		1	0.0%
00278		1	0.0%
00280		6	0.0%
00281		1	0.0%
00282		2	0.0%
00284		1	0.0%
00285		1	0.0%
00300		10	0.0%
00302		1	0.0%
00305		1	0.0%
00309		1	0.0%
00310		1	0.0%
00311		1	0.0%
00313		2	0.0%
00315		1	0.0%
00317		1	0.0%
00320		1	0.0%
00324		1	0.0%
00325		1	0.0%
00328		1	0.0%
00332		1	0.0%
00335		1	0.0%
00338		1	0.0%
00343		1	0.0%
00345		2	0.0%
00346		1	0.0%
00350		1	0.0%
00360		1	0.0%
00365		2	0.0%
00370		1	0.0%
00380		1	0.0%
00382		1	0.0%
00385		1	0.0%
00390		1	0.0%
00400		7	0.0%
00414		1	0.0%
00420		1	0.0%

**File : 23 TamilNadu****# H\_ADULT\_F: HIRED ADULT FEMALE**

<b>Value</b>	<b>Label</b>	<b>Cases</b>	<b>Percentage</b>
00421		1	0.0%
00425		1	0.0%
00450		3	0.0%
00463		1	0.0%
00467		1	0.0%
00468		1	0.0%
00470		1	0.0%
00475		1	0.0%
00483		1	0.0%
00484		1	0.0%
00500		13	0.0%
00503		1	0.0%
00504		1	0.0%
00550		1	0.0%
00572		2	0.0%
00574		1	0.0%
00590		1	0.0%
00600		2	0.0%
00602		1	0.0%
00612		1	0.0%
00650		3	0.0%
00652		1	0.0%
00656		1	0.0%
00675		1	0.0%
00681		1	0.0%
00700		2	0.0%
00729		1	0.0%
00774		1	0.0%
00800		1	0.0%
00805		1	0.0%
00835		1	0.0%
00850		1	0.0%
00852		1	0.0%
00856		1	0.0%
00858		1	0.0%
00900		1	0.0%
00949		1	0.0%
00994		1	0.0%
01079		1	0.0%
01200		1	0.0%
01382		1	0.0%
01785		1	0.0%
01940		1	0.0%

*Warning: these figures indicate the number of cases found in the data file. They cannot be interpreted as summary statistics of the population of interest.*



## File : 23 TamilNadu

### # H\_CHILD\_M: HIRED CHIELD MALE

**Information** [Type= discrete] [Format=character] [Missing=\*]

**Statistics [NW/ W]** [Valid=2514124 /-] [Invalid=0 /-]

Value	Label	Cases	Percentage
00000		2475180	98.5%
00001		27064	1.1%
00002		8719	0.3%
00003		1695	0.1%
00004		694	0.0%
00005		325	0.0%
00006		108	0.0%
00007		66	0.0%
00008		41	0.0%
00009		5	0.0%
00010		134	0.0%
00011		6	0.0%
00012		5	0.0%
00013		1	0.0%
00014		2	0.0%
00015		30	0.0%
00016		7	0.0%
00017		1	0.0%
00020		18	0.0%
00021		1	0.0%
00023		1	0.0%
00025		3	0.0%
00030		5	0.0%
00031		1	0.0%
00038		1	0.0%
00040		2	0.0%
00044		1	0.0%
00046		1	0.0%
00050		3	0.0%
00070		1	0.0%
00078		1	0.0%
00100		1	0.0%
00150		1	0.0%

*Warning: these figures indicate the number of cases found in the data file. They cannot be interpreted as summary statistics of the population of interest.*

### # H\_CHILD\_F: HIRED CHIELD FEMALE

**Information** [Type= discrete] [Format=character] [Missing=\*]

**Statistics [NW/ W]** [Valid=2514124 /-] [Invalid=0 /-]

Value	Label	Cases	Percentage
00000		2506918	99.7%
00001		5062	0.2%

## File : 23 TamilNadu

### # H\_CHILD\_F: HIRED CHIELD FEMALE

Value	Label	Cases	Percentage
00002		1106	0.0%
00003		385	0.0%
00004		142	0.0%
00005		157	0.0%
00006		47	0.0%
00007		34	0.0%
00008		30	0.0%
00009		9	0.0%
00010		115	0.0%
00012		18	0.0%
00013		6	0.0%
00014		1	0.0%
00015		51	0.0%
00017		1	0.0%
00018		1	0.0%
00020		15	0.0%
00022		1	0.0%
00024		2	0.0%
00025		7	0.0%
00027		1	0.0%
00028		2	0.0%
00030		3	0.0%
00040		2	0.0%
00050		6	0.0%
00146		1	0.0%
00338		1	0.0%

Warning: these figures indicate the number of cases found in the data file. They cannot be interpreted as summary statistics of the population of interest.

### # T\_HIRED: TOTAL OF HIRED

**Information** [Type= discrete] [Format=character] [Missing=\*]

**Statistics [NW/ W]** [Valid=2514124 /-] [Invalid=0 /-]

Value	Label	Cases	Percentage
00000		1424923	56.7%
00001		481981	19.2%
00002		258500	10.3%
00003		116074	4.6%
00004		66695	2.7%
00005		41548	1.7%
00006		23892	1.0%
00007		15760	0.6%
00008		12195	0.5%
00009		9927	0.4%
00010		11647	0.5%
00011		6244	0.2%

**File : 23 TamilNadu****# T\_HIRED: TOTAL OF HIRED**

<b>Value</b>	<b>Label</b>	<b>Cases</b>	<b>Percentage</b>
00012		5589	0.2%
00013		3469	0.1%
00014		3767	0.1%
00015		3912	0.2%
00016		2292	0.1%
00017		1729	0.1%
00018		1796	0.1%
00019		1590	0.1%
00020		2676	0.1%
00021		1031	0.0%
00022		991	0.0%
00023		746	0.0%
00024		1004	0.0%
00025		1224	0.0%
00026		638	0.0%
00027		441	0.0%
00028		514	0.0%
00029		585	0.0%
00030		1145	0.0%
00031		381	0.0%
00032		311	0.0%
00033		258	0.0%
00034		316	0.0%
00035		462	0.0%
00036		184	0.0%
00037		183	0.0%
00038		207	0.0%
00039		256	0.0%
00040		576	0.0%
00041		144	0.0%
00042		150	0.0%
00043		144	0.0%
00044		160	0.0%
00045		240	0.0%
00046		95	0.0%
00047		94	0.0%
00048		128	0.0%
00049		165	0.0%
00050		452	0.0%
00051		92	0.0%
00052		81	0.0%
00053		85	0.0%
00054		122	0.0%

**File : 23 TamilNadu****# T\_HIRED: TOTAL OF HIRED**

<b>Value</b>	<b>Label</b>	<b>Cases</b>	<b>Percentage</b>
00055		193	0.0%
00056		76	0.0%
00057		89	0.0%
00058		65	0.0%
00059		99	0.0%
00060		247	0.0%
00061		55	0.0%
00062		69	0.0%
00063		49	0.0%
00064		72	0.0%
00065		124	0.0%
00066		35	0.0%
00067		35	0.0%
00068		45	0.0%
00069		53	0.0%
00070		165	0.0%
00071		31	0.0%
00072		39	0.0%
00073		25	0.0%
00074		43	0.0%
00075		81	0.0%
00076		21	0.0%
00077		36	0.0%
00078		26	0.0%
00079		41	0.0%
00080		112	0.0%
00081		20	0.0%
00082		32	0.0%
00083		14	0.0%
00084		33	0.0%
00085		56	0.0%
00086		23	0.0%
00087		29	0.0%
00088		17	0.0%
00089		34	0.0%
00090		79	0.0%
00091		19	0.0%
00092		20	0.0%
00093		18	0.0%
00094		24	0.0%
00095		62	0.0%
00096		22	0.0%
00097		32	0.0%

**File : 23 TamilNadu****# T\_HIRED: TOTAL OF HIRED**

<b>Value</b>	<b>Label</b>	<b>Cases</b>	<b>Percentage</b>
00098		53	0.0%
00099		42	0.0%
00100		152	0.0%
00101		8	0.0%
00102		12	0.0%
00103		15	0.0%
00104		2	0.0%
00105		20	0.0%
00106		6	0.0%
00107		15	0.0%
00108		9	0.0%
00109		8	0.0%
00110		37	0.0%
00111		9	0.0%
00112		7	0.0%
00113		16	0.0%
00114		10	0.0%
00115		16	0.0%
00116		9	0.0%
00117		2	0.0%
00118		13	0.0%
00119		10	0.0%
00120		41	0.0%
00121		7	0.0%
00122		6	0.0%
00123		9	0.0%
00124		6	0.0%
00125		15	0.0%
00126		4	0.0%
00127		4	0.0%
00128		16	0.0%
00129		8	0.0%
00130		22	0.0%
00131		7	0.0%
00132		10	0.0%
00133		5	0.0%
00134		7	0.0%
00135		6	0.0%
00136		8	0.0%
00137		1	0.0%
00138		6	0.0%
00139		11	0.0%
00140		22	0.0%

**File : 23 TamilNadu****# T\_HIRED: TOTAL OF HIRED**

<b>Value</b>	<b>Label</b>	<b>Cases</b>	<b>Percentage</b>
00141		10	0.0%
00142		8	0.0%
00143		9	0.0%
00144		8	0.0%
00145		11	0.0%
00146		5	0.0%
00147		5	0.0%
00148		8	0.0%
00149		16	0.0%
00150		55	0.0%
00151		7	0.0%
00152		4	0.0%
00153		4	0.0%
00154		10	0.0%
00155		13	0.0%
00156		12	0.0%
00157		5	0.0%
00158		4	0.0%
00159		6	0.0%
00160		27	0.0%
00161		5	0.0%
00162		9	0.0%
00163		8	0.0%
00164		3	0.0%
00165		8	0.0%
00166		6	0.0%
00167		2	0.0%
00168		5	0.0%
00169		2	0.0%
00170		12	0.0%
00171		5	0.0%
00172		4	0.0%
00173		2	0.0%
00174		5	0.0%
00175		8	0.0%
00176		5	0.0%
00177		3	0.0%
00178		5	0.0%
00179		8	0.0%
00180		17	0.0%
00181		2	0.0%
00182		2	0.0%
00183		3	0.0%

**File : 23 TamilNadu****# T\_HIRED: TOTAL OF HIRED**

<b>Value</b>	<b>Label</b>	<b>Cases</b>	<b>Percentage</b>
00184		2	0.0%
00185		8	0.0%
00186		1	0.0%
00187		1	0.0%
00188		2	0.0%
00189		3	0.0%
00190		6	0.0%
00191		1	0.0%
00192		2	0.0%
00194		1	0.0%
00197		3	0.0%
00198		10	0.0%
00199		8	0.0%
00200		46	0.0%
00201		1	0.0%
00202		3	0.0%
00203		3	0.0%
00204		4	0.0%
00205		8	0.0%
00206		3	0.0%
00207		1	0.0%
00208		3	0.0%
00209		4	0.0%
00210		9	0.0%
00212		2	0.0%
00213		2	0.0%
00214		4	0.0%
00215		2	0.0%
00216		2	0.0%
00217		2	0.0%
00218		2	0.0%
00219		2	0.0%
00220		7	0.0%
00222		2	0.0%
00223		3	0.0%
00225		7	0.0%
00227		1	0.0%
00228		1	0.0%
00229		2	0.0%
00230		8	0.0%
00231		2	0.0%
00234		1	0.0%
00235		2	0.0%

**File : 23 TamilNadu**

**# T\_HIRED: TOTAL OF HIRED**

Value	Label	Cases	Percentage
00236		1	0.0%
00237		3	0.0%
00238		5	0.0%
00239		2	0.0%
00240		5	0.0%
00241		1	0.0%
00243		1	0.0%
00244		1	0.0%
00245		4	0.0%
00246		1	0.0%
00247		1	0.0%
00248		2	0.0%
00249		7	0.0%
00250		29	0.0%
00251		2	0.0%
00253		5	0.0%
00254		1	0.0%
00255		3	0.0%
00256		1	0.0%
00257		2	0.0%
00258		2	0.0%
00259		3	0.0%
00260		3	0.0%
00261		3	0.0%
00262		3	0.0%
00263		1	0.0%
00264		2	0.0%
00265		2	0.0%
00266		1	0.0%
00267		1	0.0%
00269		1	0.0%
00270		6	0.0%
00271		1	0.0%
00272		2	0.0%
00273		3	0.0%
00274		2	0.0%
00275		2	0.0%
00276		1	0.0%
00278		1	0.0%
00279		3	0.0%
00280		9	0.0%
00282		1	0.0%
00283		1	0.0%



## File : 23 TamilNadu

### # T\_HIRED: TOTAL OF HIRED

Value	Label	Cases	Percentage
00284		2	0.0%
00285		2	0.0%
00287		2	0.0%
00288		1	0.0%
00290		2	0.0%
00291		1	0.0%
00292		1	0.0%
00294		2	0.0%
00295		3	0.0%
00298		1	0.0%
00299		3	0.0%
00300		26	0.0%
00301		1	0.0%
00306		1	0.0%
00308		1	0.0%
00309		1	0.0%
00310		6	0.0%
00311		2	0.0%
00312		2	0.0%
00313		2	0.0%
00314		1	0.0%
00315		3	0.0%
00316		3	0.0%
00317		4	0.0%
00318		1	0.0%
00319		2	0.0%
00320		5	0.0%
00322		2	0.0%
00325		1	0.0%
00326		1	0.0%
00327		1	0.0%
00330		3	0.0%
00332		1	0.0%
00333		1	0.0%
00335		4	0.0%
00336		1	0.0%
00339		4	0.0%
00340		4	0.0%
00341		1	0.0%
00343		1	0.0%
00344		1	0.0%
00345		1	0.0%
00348		2	0.0%

**File : 23 TamilNadu****# T\_HIRED: TOTAL OF HIRED**

<b>Value</b>	<b>Label</b>	<b>Cases</b>	<b>Percentage</b>
00349		2	0.0%
00350		13	0.0%
00351		1	0.0%
00352		1	0.0%
00355		1	0.0%
00356		1	0.0%
00358		4	0.0%
00359		1	0.0%
00360		3	0.0%
00362		3	0.0%
00364		3	0.0%
00365		2	0.0%
00366		2	0.0%
00368		1	0.0%
00370		3	0.0%
00371		1	0.0%
00372		3	0.0%
00376		1	0.0%
00378		2	0.0%
00379		2	0.0%
00380		2	0.0%
00381		1	0.0%
00382		1	0.0%
00383		3	0.0%
00384		1	0.0%
00385		1	0.0%
00386		2	0.0%
00389		1	0.0%
00390		3	0.0%
00392		1	0.0%
00394		1	0.0%
00395		1	0.0%
00397		1	0.0%
00398		1	0.0%
00399		1	0.0%
00400		9	0.0%
00402		1	0.0%
00405		1	0.0%
00407		1	0.0%
00408		3	0.0%
00410		1	0.0%
00414		2	0.0%
00415		2	0.0%

**File : 23 TamilNadu**

**# T\_HIRED: TOTAL OF HIRED**

Value	Label	Cases	Percentage
00418		1	0.0%
00420		2	0.0%
00421		1	0.0%
00422		2	0.0%
00424		2	0.0%
00425		2	0.0%
00433		1	0.0%
00435		3	0.0%
00437		1	0.0%
00438		2	0.0%
00441		1	0.0%
00443		1	0.0%
00449		4	0.0%
00450		8	0.0%
00452		2	0.0%
00453		1	0.0%
00454		1	0.0%
00456		2	0.0%
00458		1	0.0%
00461		1	0.0%
00463		1	0.0%
00464		1	0.0%
00465		1	0.0%
00469		1	0.0%
00471		1	0.0%
00475		2	0.0%
00478		1	0.0%
00479		1	0.0%
00480		2	0.0%
00483		1	0.0%
00485		1	0.0%
00490		2	0.0%
00495		1	0.0%
00496		1	0.0%
00499		1	0.0%
00500		10	0.0%
00501		1	0.0%
00502		2	0.0%
00503		3	0.0%
00505		3	0.0%
00510		1	0.0%
00511		1	0.0%
00514		1	0.0%

**File : 23 TamilNadu****# T\_HIRED: TOTAL OF HIRED**

<b>Value</b>	<b>Label</b>	<b>Cases</b>	<b>Percentage</b>
00518		1	0.0%
00519		1	0.0%
00520		2	0.0%
00521		1	0.0%
00522		1	0.0%
00523		1	0.0%
00524		1	0.0%
00525		2	0.0%
00528		1	0.0%
00529		1	0.0%
00530		2	0.0%
00540		1	0.0%
00545		2	0.0%
00548		2	0.0%
00550		5	0.0%
00565		2	0.0%
00570		1	0.0%
00572		1	0.0%
00578		1	0.0%
00581		1	0.0%
00585		1	0.0%
00590		1	0.0%
00592		1	0.0%
00593		1	0.0%
00595		1	0.0%
00600		4	0.0%
00609		1	0.0%
00610		1	0.0%
00614		1	0.0%
00615		1	0.0%
00617		2	0.0%
00618		1	0.0%
00625		1	0.0%
00629		3	0.0%
00630		1	0.0%
00632		1	0.0%
00643		1	0.0%
00645		1	0.0%
00650		2	0.0%
00652		1	0.0%
00654		1	0.0%
00664		2	0.0%
00669		1	0.0%

**File : 23 TamilNadu****# T\_HIRED: TOTAL OF HIRED**

<b>Value</b>	<b>Label</b>	<b>Cases</b>	<b>Percentage</b>
00674		2	0.0%
00675		3	0.0%
00676		1	0.0%
00680		1	0.0%
00681		1	0.0%
00684		1	0.0%
00693		1	0.0%
00695		2	0.0%
00697		2	0.0%
00700		1	0.0%
00702		1	0.0%
00705		1	0.0%
00709		1	0.0%
00722		1	0.0%
00727		1	0.0%
00733		1	0.0%
00736		1	0.0%
00747		1	0.0%
00750		2	0.0%
00767		1	0.0%
00768		1	0.0%
00771		1	0.0%
00775		1	0.0%
00777		1	0.0%
00778		1	0.0%
00780		1	0.0%
00800		3	0.0%
00803		1	0.0%
00810		1	0.0%
00812		1	0.0%
00815		1	0.0%
00819		1	0.0%
00820		1	0.0%
00822		1	0.0%
00826		1	0.0%
00835		1	0.0%
00839		1	0.0%
00842		1	0.0%
00848		1	0.0%
00850		2	0.0%
00855		4	0.0%
00859		1	0.0%
00888		1	0.0%

**File : 23 TamilNadu****# T\_HIRED: TOTAL OF HIRED**

<b>Value</b>	<b>Label</b>	<b>Cases</b>	<b>Percentage</b>
00896		1	0.0%
00900		2	0.0%
00913		1	0.0%
00930		1	0.0%
00935		1	0.0%
00939		1	0.0%
00950		2	0.0%
00960		1	0.0%
00970		1	0.0%
00971		1	0.0%
00988		3	0.0%
00994		1	0.0%
01000		8	0.0%
01001		1	0.0%
01019		1	0.0%
01050		1	0.0%
01074		1	0.0%
01077		1	0.0%
01082		2	0.0%
01084		1	0.0%
01095		1	0.0%
01099		1	0.0%
01100		4	0.0%
01104		1	0.0%
01116		1	0.0%
01135		1	0.0%
01142		2	0.0%
01150		1	0.0%
01152		1	0.0%
01163		1	0.0%
01165		1	0.0%
01198		1	0.0%
01199		1	0.0%
01200		4	0.0%
01250		2	0.0%
01295		1	0.0%
01318		1	0.0%
01352		1	0.0%
01400		2	0.0%
01402		1	0.0%
01406		1	0.0%
01412		1	0.0%
01440		1	0.0%

## File : 23 TamilNadu

### # T\_HIRED: TOTAL OF HIRED

Value	Label	Cases	Percentage
01450		1	0.0%
01472		1	0.0%
01479		1	0.0%
01500		3	0.0%
01510		1	0.0%
01551		1	0.0%
01668		1	0.0%
01700		1	0.0%
01761		1	0.0%
01905		1	0.0%
01998		1	0.0%
02166		1	0.0%
02200		1	0.0%
02297		1	0.0%
02362		1	0.0%
02562		1	0.0%
02599		1	0.0%
02621		1	0.0%
02700		2	0.0%
02950		1	0.0%
03000		1	0.0%
03210		1	0.0%
03910		1	0.0%
04186		1	0.0%

*Warning: these figures indicate the number of cases found in the data file. They cannot be interpreted as summary statistics of the population of interest.*

### # REMAKS: REMARKS

<b>Information</b>	[Type= discrete] [Format=character] [Missing=*]
<b>Statistics [NW/ W]</b>	[Valid=2514124 /-] [Invalid=0 /-]

Value	Label	Cases	Percentage
000		2384636	94.8%
001		1849	0.1%
002		9003	0.4%
003		471	0.0%
004		615	0.0%
005		1964	0.1%
006		1052	0.0%
007		247	0.0%
008		5470	0.2%
009		359	0.0%
010		4400	0.2%
011		1605	0.1%
012		303	0.0%
013		1277	0.1%

**File : 23 TamilNadu****# REMAKS: REMARKS**

<b>Value</b>	<b>Label</b>	<b>Cases</b>	<b>Percentage</b>
014		3556	0.1%
015		228	0.0%
016		98	0.0%
017		81	0.0%
018		2165	0.1%
019		1602	0.1%
020		375	0.0%
021		576	0.0%
022		1466	0.1%
023		3116	0.1%
024		1284	0.1%
025		787	0.0%
026		17	0.0%
027		81	0.0%
028		2045	0.1%
029		216	0.0%
030		27	0.0%
031		42	0.0%
032		34	0.0%
033		242	0.0%
034		163	0.0%
035		36	0.0%
036		1054	0.0%
037		1123	0.0%
038		51	0.0%
039		122	0.0%
040		2	0.0%
041		7	0.0%
042		31	0.0%
043		31	0.0%
044		322	0.0%
045		48	0.0%
046		22	0.0%
047		218	0.0%
048		70	0.0%
049		96	0.0%
050		72	0.0%
051		111	0.0%
052		234	0.0%
053		7	0.0%
054		364	0.0%
055		2	0.0%
056		669	0.0%



**File : 23 TamilNadu****# REMAKS: REMARKS**

<b>Value</b>	<b>Label</b>	<b>Cases</b>	<b>Percentage</b>
057		598	0.0%
058		165	0.0%
059		86	0.0%
060		181	0.0%
061		134	0.0%
062		32	0.0%
063		2	0.0%
064		2	0.0%
065		7	0.0%
066		649	0.0%
067		191	0.0%
068		273	0.0%
069		596	0.0%
070		170	0.0%
071		596	0.0%
072		7	0.0%
073		42	0.0%
074		53	0.0%
075		1804	0.1%
076		667	0.0%
077		2	0.0%
078		588	0.0%
079		256	0.0%
080		195	0.0%
081		1	0.0%
082		6	0.0%
083		12	0.0%
084		1	0.0%
085		535	0.0%
086		1	0.0%
087		6	0.0%
088		238	0.0%
089		142	0.0%
090		30	0.0%
091		257	0.0%
092		15	0.0%
093		1	0.0%
094		55	0.0%
095		1	0.0%
096		1	0.0%
097		305	0.0%
098		1	0.0%
099		1	0.0%

**File : 23 TamilNadu****# REMAKS: REMARKS**

<b>Value</b>	<b>Label</b>	<b>Cases</b>	<b>Percentage</b>
100		13	0.0%
101		526	0.0%
102		6	0.0%
103		123	0.0%
104		6	0.0%
105		1	0.0%
106		1	0.0%
107		22	0.0%
108		397	0.0%
109		6	0.0%
110		399	0.0%
111		303	0.0%
112		1236	0.0%
113		622	0.0%
114		1782	0.1%
115		63	0.0%
116		61	0.0%
117		133	0.0%
118		26	0.0%
119		401	0.0%
120		171	0.0%
121		738	0.0%
122		476	0.0%
123		21	0.0%
124		280	0.0%
125		240	0.0%
126		240	0.0%
127		43	0.0%
128		11	0.0%
129		2	0.0%
130		255	0.0%
131		273	0.0%
132		361	0.0%
133		89	0.0%
134		3	0.0%
135		211	0.0%
136		2149	0.1%
137		274	0.0%
138		237	0.0%
139		9	0.0%
140		673	0.0%
141		136	0.0%
142		1	0.0%

**File : 23 TamilNadu****# REMAKS: REMARKS**

<b>Value</b>	<b>Label</b>	<b>Cases</b>	<b>Percentage</b>
143		1	0.0%
144		1	0.0%
145		142	0.0%
146		421	0.0%
147		1	0.0%
148		795	0.0%
149		1	0.0%
150		13	0.0%
151		791	0.0%
152		336	0.0%
153		199	0.0%
154		1	0.0%
155		1	0.0%
156		13	0.0%
157		202	0.0%
158		256	0.0%
159		1	0.0%
160		60	0.0%
161		6	0.0%
162		1	0.0%
163		18	0.0%
164		1	0.0%
165		1	0.0%
166		170	0.0%
167		558	0.0%
168		80	0.0%
169		237	0.0%
170		15	0.0%
171		1	0.0%
172		1	0.0%
173		268	0.0%
174		7	0.0%
176		470	0.0%
178		20	0.0%
179		45	0.0%
181		6	0.0%
182		1	0.0%
183		6	0.0%
184		1	0.0%
185		1	0.0%
186		1	0.0%
187		1	0.0%
188		1	0.0%

**File : 23 TamilNadu****# REMAKS: REMARKS**

<b>Value</b>	<b>Label</b>	<b>Cases</b>	<b>Percentage</b>
189		1133	0.0%
190		11	0.0%
191		141	0.0%
192		11	0.0%
193		775	0.0%
194		5	0.0%
196		100	0.0%
199		111	0.0%
200		422	0.0%
202		163	0.0%
205		406	0.0%
207		130	0.0%
209		21	0.0%
212		5	0.0%
213		190	0.0%
215		62	0.0%
216		4683	0.2%
217		1	0.0%
218		477	0.0%
219		4960	0.2%
220		1	0.0%
221		7	0.0%
222		37	0.0%
223		1	0.0%
224		5	0.0%
225		304	0.0%
226		1	0.0%
227		440	0.0%
228		25	0.0%
229		1	0.0%
230		1	0.0%
231		1	0.0%
232		6	0.0%
233		249	0.0%
234		1066	0.0%
235		453	0.0%
236		1	0.0%
237		935	0.0%
238		6	0.0%
239		1	0.0%
240		1	0.0%
241		1	0.0%
242		60	0.0%

**File : 23 TamilNadu****# REMAKS: REMARKS**

<b>Value</b>	<b>Label</b>	<b>Cases</b>	<b>Percentage</b>
243		1	0.0%
244		6	0.0%
245		76	0.0%
246		1	0.0%
247		158	0.0%
248		2	0.0%
249		2	0.0%
250		2	0.0%
251		8	0.0%
252		77	0.0%
253		30	0.0%
254		10	0.0%
255		838	0.0%
256		21	0.0%
257		101	0.0%
258		49	0.0%
259		1	0.0%
260		394	0.0%
261		95	0.0%
262		2	0.0%
263		1	0.0%
264		912	0.0%
265		329	0.0%
266		17	0.0%
267		1	0.0%
268		1	0.0%
269		1	0.0%
270		392	0.0%
271		723	0.0%
272		6	0.0%
273		1	0.0%
274		692	0.0%
275		90	0.0%
276		1	0.0%
277		43	0.0%
278		13	0.0%
279		1	0.0%
280		2	0.0%
282		13	0.0%
283		55	0.0%
284		1	0.0%
285		350	0.0%
286		1	0.0%

**File : 23 TamilNadu****# REMAKS: REMARKS**

<b>Value</b>	<b>Label</b>	<b>Cases</b>	<b>Percentage</b>
287		92	0.0%
288		110	0.0%
289		604	0.0%
290		171	0.0%
291		1	0.0%
292		1	0.0%
293		1	0.0%
294		1	0.0%
295		1	0.0%
296		31	0.0%
297		1	0.0%
298		1	0.0%
299		1	0.0%
300		2	0.0%
301		1	0.0%
302		1	0.0%
303		1	0.0%
304		71	0.0%
305		1	0.0%
306		1	0.0%
307		1	0.0%
308		1	0.0%
309		1	0.0%
310		66	0.0%
311		6	0.0%
312		1	0.0%
313		1	0.0%
314		2	0.0%
315		209	0.0%
316		1	0.0%
317		1	0.0%
318		1	0.0%
319		1	0.0%
322		194	0.0%
323		36	0.0%
324		1069	0.0%
326		194	0.0%
328		210	0.0%
329		63	0.0%
330		123	0.0%
332		5	0.0%
333		1	0.0%
336		3	0.0%

**File : 23 TamilNadu****# REMAKS: REMARKS**

<b>Value</b>	<b>Label</b>	<b>Cases</b>	<b>Percentage</b>
341		1	0.0%
342		22	0.0%
343		132	0.0%
344		20	0.0%
348		33	0.0%
352		426	0.0%
358		11	0.0%
360		574	0.0%
362		5	0.0%
363		1	0.0%
368		5	0.0%
370		2	0.0%
371		455	0.0%
373		5	0.0%
374		1	0.0%
376		3174	0.1%
377		1996	0.1%
381		64	0.0%
383		457	0.0%
393		68	0.0%
396		1216	0.0%
397		268	0.0%
398		10	0.0%
404		313	0.0%
405		5	0.0%
407		25	0.0%
410		5	0.0%
413		744	0.0%
416		98	0.0%
422		361	0.0%
423		4	0.0%
425		52	0.0%
427		1	0.0%
428		765	0.0%
429		5	0.0%
432		27	0.0%
436		5	0.0%
440		15	0.0%
453		24	0.0%
454		10	0.0%
455		46	0.0%
458		5	0.0%
470		70	0.0%

**File : 23 TamilNadu****# REMAKS: REMARKS**

<b>Value</b>	<b>Label</b>	<b>Cases</b>	<b>Percentage</b>
472		15	0.0%
476		19	0.0%
480		19	0.0%
485		95	0.0%
489		2291	0.1%
493		2	0.0%
499		9	0.0%
500		32	0.0%
505		1	0.0%
522		60	0.0%
526		84	0.0%
527		317	0.0%
531		312	0.0%
534		5	0.0%
535		43	0.0%
542		224	0.0%
548		214	0.0%
558		60	0.0%
560		160	0.0%
567		910	0.0%
568		132	0.0%
587		171	0.0%
590		43	0.0%
592		129	0.0%
593		38	0.0%
598		859	0.0%
600		51	0.0%
601		15	0.0%
605		163	0.0%
606		315	0.0%
631		602	0.0%
633		91	0.0%
652		55	0.0%
654		1	0.0%
662		373	0.0%
667		331	0.0%
681		72	0.0%
688		195	0.0%
700		1	0.0%
711		884	0.0%
716		147	0.0%
739		72	0.0%
744		5	0.0%



## File : 23 TamilNadu

### # REMAKS: REMARKS

Value	Label	Cases	Percentage
745		2	0.0%
767		2	0.0%
768		2	0.0%
779		13	0.0%
790		5	0.0%
804		13	0.0%
823		17	0.0%
832		5	0.0%
836		192	0.0%
837		9	0.0%
838		8	0.0%
846		128	0.0%
849		86	0.0%
861		460	0.0%
866		382	0.0%
868		148	0.0%
869		352	0.0%
873		55	0.0%
880		22	0.0%
897		532	0.0%
900		5	0.0%
910		52	0.0%
911		5	0.0%
916		5	0.0%
924		5	0.0%
930		2	0.0%
937		52	0.0%
938		381	0.0%
940		30	0.0%
942		22	0.0%
956		5	0.0%
965		7	0.0%
980		58	0.0%
981		478	0.0%
985		3	0.0%
993		1	0.0%
998		2	0.0%

*Warning: these figures indicate the number of cases found in the data file. They cannot be interpreted as summary statistics of the population of interest.*

### # TYPE\_ENTERP: TYPE OF ENTERPRISE

<b>Information</b>	[Type= discrete] [Format=character] [Missing=*]		
<b>Statistics [NW/ W]</b>	[Valid=2514124 /-] [Invalid=0 /-]		
Value	Label	Cases	Percentage
1		1424923	56.7%

## File : 23 TamilNadu

### # TYPE\_ENTERP: TYPE OF ENTERPRISE

Value	Label	Cases	Percentage
2		918375	36.5%
3		170826	6.8%

Warning: these figures indicate the number of cases found in the data file. They cannot be interpreted as summary statistics of the population of interest.

### # MAJOR\_ACT: MAJOR ACTIVITY CODE

<b>Information</b>	[Type= discrete] [Format=character] [Missing=*]
<b>Statistics [NW/ W]</b>	[Valid=2514124 /-] [Invalid=0 /-]

Value	Label	Cases	Percentage
01		277425	11.0%
02		25485	1.0%
04		1903	0.1%
05		565665	22.5%
06		4617	0.2%
07		16528	0.7%
08		50964	2.0%
09		814949	32.4%
10		144302	5.7%
11		27131	1.1%
12		7834	0.3%
13		17534	0.7%
14		93431	3.7%
15		466356	18.5%

Warning: these figures indicate the number of cases found in the data file. They cannot be interpreted as summary statistics of the population of interest.

### # SIZE\_EMP1: SIZE OF EMPLOYMENT CODE-

<b>Information</b>	[Type= discrete] [Format=character] [Missing=*]
<b>Statistics [NW/ W]</b>	[Valid=2514124 /-] [Invalid=0 /-]

Value	Label	Cases	Percentage
1	Employee size 0 to 1	1050880	41.8%
2	Employee size 2	787174	31.3%
3	Employee size 3	261047	10.4%
4	Employee size 4	152255	6.1%
5	Employee size 5	78385	3.1%
6	Employee size 6 to 9	101244	4.0%
7	Employee size >9	83139	3.3%

Warning: these figures indicate the number of cases found in the data file. They cannot be interpreted as summary statistics of the population of interest.

### # SIZE\_EMP2: SIZE OF EMPLOYMENT CODE-

<b>Information</b>	[Type= discrete] [Format=character] [Missing=*]
<b>Statistics [NW/ W]</b>	[Valid=2514124 /-] [Invalid=0 /-]

Value	Label	Cases	Percentage
01	Employee size 0 to 1	1050880	41.8%
02	Employee size 2	787174	31.3%
03	Employee size 3	261047	10.4%

## File : 23 TamilNadu

### # SIZE\_EMP2: SIZE OF EMPLOYMENT CODE-

Value	Label	Cases	Percentage
04	Employee size 4	152255	6.1%
05	Employee size 5	78385	3.1%
07	Employee size 6 to 9	101244	4.0%
08	Employee size 10 to 14	43984	1.7%
09	Employee size 15 to 19	13931	0.6%
10	Employee size 20 to 24	8385	0.3%
11	Employee size 25 to 49	10524	0.4%
12	Employee size 50 to 99	4103	0.2%
13	Employee size 100 to 199	1422	0.1%
14	Employee size 200 to 499	552	0.0%
15	Employee size >=500	238	0.0%

Warning: these figures indicate the number of cases found in the data file. They cannot be interpreted as summary statistics of the population of interest.

### # FITTER: FILLER

<b>Information</b>	[Type= discrete] [Format=character] [Missing=*]		
<b>Statistics [NW/ W]</b>	[Valid=2366121 /-] [Invalid=0 /-]		
Value	Label	Cases	Percentage
0		2366121	100.0%

Warning: these figures indicate the number of cases found in the data file. They cannot be interpreted as summary statistics of the population of interest.

## File : 24 Tripura

### # FILE\_ID: FILE-ID

Information [Type= discrete] [Format=character] [Missing=\*]

Statistics [NW/ W] [Valid=104427 /-] [Invalid=0 /-]

Value	Label	Cases	Percentage
EC98AD		104427	100.0%

Warning: these figures indicate the number of cases found in the data file. They cannot be interpreted as summary statistics of the population of interest.

### # ID\_NO: IDENTIFICATION NO (ID NO)

Information [Type= discrete] [Format=character] [Missing=\*]

Statistics [NW/ W] [Valid=104427 /-] [Invalid=0 /-]

### # ST: STATE CODE

Information [Type= discrete] [Format=character] [Missing=\*]

Statistics [NW/ W] [Valid=104427 /-] [Invalid=0 /-]

Value	Label	Cases	Percentage
24	Tripura	104427	100.0%

Warning: these figures indicate the number of cases found in the data file. They cannot be interpreted as summary statistics of the population of interest.

### # DT: DISTRICT CODE

Information [Type= discrete] [Format=character] [Missing=\*]

Statistics [NW/ W] [Valid=104427 /-] [Invalid=0 /-]

Value	Label	Cases	Percentage
01	WEST TRIPURA	53487	51.2%
02	NORTH TRIPURA	19438	18.6%
03	SOUTH TRIPURA	24069	23.0%
04	DHALAI	7433	7.1%

Warning: these figures indicate the number of cases found in the data file. They cannot be interpreted as summary statistics of the population of interest.

### # TEH: TEHSIL CODE

Information [Type= discrete] [Format=character] [Missing=\*]

Statistics [NW/ W] [Valid=104427 /-] [Invalid=0 /-]

Value	Label	Cases	Percentage
000		18149	17.4%
001		25511	24.4%
002		23959	22.9%
003		26692	25.6%
004		9278	8.9%
011		271	0.3%
018		498	0.5%
100		69	0.1%

Warning: these figures indicate the number of cases found in the data file. They cannot be interpreted as summary statistics of the population of interest.

### # CD\_BLOCK: CD BLOCK

Information [Type= discrete] [Format=character] [Missing=\*]

Statistics [NW/ W] [Valid=104427 /-] [Invalid=0 /-]

## File : 24 Tripura

### # CD\_BLOCK: CD BLOCK

Value	Label	Cases	Percentage
00		30321	29.0%
01		40645	38.9%
02		27743	26.6%
03		5551	5.3%
20		46	0.0%
80		121	0.1%

Warning: these figures indicate the number of cases found in the data file. They cannot be interpreted as summary statistics of the population of interest.

### # SECTOR: SECTOR CODE

<b>Information</b>	[Type= discrete] [Format=character] [Missing=*]
<b>Statistics [NW/ W]</b>	[Valid=104427 /-] [Invalid=0 /-]

Value	Label	Cases	Percentage
1	Rural	70378	67.4%
2	Urban	34049	32.6%

Warning: these figures indicate the number of cases found in the data file. They cannot be interpreted as summary statistics of the population of interest.

### # V\_C: VILLAGE CODE

<b>Information</b>	[Type= discrete] [Format=character] [Missing=*]
<b>Statistics [NW/ W]</b>	[Valid=104427 /-] [Invalid=0 /-]

Value	Label	Cases	Percentage
001		851	0.8%
002		1265	1.2%
003		666	0.6%
004		823	0.8%
005		861	0.8%
006		1133	1.1%
007		1458	1.4%
008		797	0.8%
009		1089	1.0%
010		908	0.9%
011		996	1.0%
012		1599	1.5%
013		918	0.9%
014		1797	1.7%
015		1023	1.0%
016		695	0.7%
017		1296	1.2%
018		5274	5.1%
019		13435	12.9%
020		1231	1.2%
021		1582	1.5%
022		754	0.7%
023		2652	2.5%
024		1262	1.2%

## File : 24 Tripura

### # V\_C: VILLAGE CODE

Value	Label	Cases	Percentage
025		1181	1.1%
026		2010	1.9%
027		2890	2.8%
028		3670	3.5%
029		1408	1.3%
030		1965	1.9%
031		2023	1.9%
032		1115	1.1%
033		491	0.5%
034		897	0.9%
035		1217	1.2%
036		1554	1.5%
037		1206	1.2%
038		3095	3.0%
039		1280	1.2%
040		2322	2.2%
041		820	0.8%
042		994	1.0%
043		993	1.0%
044		1262	1.2%
045		132	0.1%
046		916	0.9%
047		998	1.0%
048		783	0.7%
049		2940	2.8%
050		496	0.5%
051		865	0.8%
052		771	0.7%
053		523	0.5%
054		397	0.4%
055		326	0.3%
056		299	0.3%
057		817	0.8%
058		2413	2.3%
059		1100	1.1%
060		877	0.8%
061		912	0.9%
062		466	0.4%
063		392	0.4%
064		597	0.6%
065		94	0.1%
066		870	0.8%
067		1557	1.5%

## File : 24 Tripura

### # V\_C: VILLAGE CODE

Value	Label	Cases	Percentage
068		369	0.4%
069		335	0.3%
070		316	0.3%
071		122	0.1%
072		123	0.1%
073		425	0.4%
074		325	0.3%
075		259	0.2%
076		22	0.0%
077		12	0.0%
078		631	0.6%
079		66	0.1%
080		54	0.1%
081		17	0.0%
082		4	0.0%
083		7	0.0%
084		52	0.0%
085		7	0.0%
086		15	0.0%
088		333	0.3%
098		1195	1.1%
109		1915	1.8%
119		1524	1.5%

Warning: these figures indicate the number of cases found in the data file. They cannot be interpreted as summary statistics of the population of interest.

### # WARD: WARD CODE

Value	Label	Cases	Percentage
000		94478	90.5%
001		4171	4.0%
002		267	0.3%
003		863	0.8%
004		538	0.5%
005		290	0.3%
006		181	0.2%
007		746	0.7%
008		153	0.1%
009		297	0.3%
010		162	0.2%
011		671	0.6%
012		44	0.0%
013		21	0.0%
014		255	0.2%

## File : 24 Tripura

### # WARD: WARD CODE

Value	Label	Cases	Percentage
015		6	0.0%
016		546	0.5%
017		353	0.3%
019		4	0.0%
020		39	0.0%
021		80	0.1%
022		5	0.0%
026		187	0.2%
028		35	0.0%
031		12	0.0%
033		23	0.0%

Warning: these figures indicate the number of cases found in the data file. They cannot be interpreted as summary statistics of the population of interest.

### # IV\_UNIT: IV UNIT

<b>Information</b>	[Type= discrete] [Format=character] [Missing=*]
<b>Statistics [NW/ W]</b>	[Valid=104427 /-] [Invalid=0 /-]

Value	Label	Cases	Percentage
000		70378	67.4%
001		18150	17.4%
002		5296	5.1%
003		644	0.6%
004		1435	1.4%
005		1434	1.4%
006		1074	1.0%
007		618	0.6%
008		1333	1.3%
009		4065	3.9%

Warning: these figures indicate the number of cases found in the data file. They cannot be interpreted as summary statistics of the population of interest.

### # UFS\_BLOCK: UFS BLOCK

<b>Information</b>	[Type= discrete] [Format=character] [Missing=*]
<b>Statistics [NW/ W]</b>	[Valid=104427 /-] [Invalid=0 /-]

Value	Label	Cases	Percentage
00		70378	67.4%
01		1953	1.9%
02		2092	2.0%
03		1952	1.9%
04		2331	2.2%
05		1859	1.8%
06		1169	1.1%
07		2041	2.0%
08		1709	1.6%
09		1811	1.7%
10		1497	1.4%



## File : 24 Tripura

### # UFS\_BLOCK: UFS BLOCK

Value	Label	Cases	Percentage
11		2116	2.0%
12		1275	1.2%
13		1712	1.6%
14		1045	1.0%
15		1413	1.4%
16		987	0.9%
17		1247	1.2%
18		484	0.5%
19		495	0.5%
20		375	0.4%
21		334	0.3%
22		569	0.5%
23		625	0.6%
24		313	0.3%
25		676	0.6%
26		394	0.4%
27		160	0.2%
28		537	0.5%
29		372	0.4%
30		129	0.1%
31		95	0.1%
32		58	0.1%
33		34	0.0%
34		27	0.0%
35		82	0.1%
36		34	0.0%
37		3	0.0%
38		27	0.0%
39		8	0.0%
40		4	0.0%
41		5	0.0%

Warning: these figures indicate the number of cases found in the data file. They cannot be interpreted as summary statistics of the population of interest.

### # P\_NO: PAGE NO

<b>Information</b>	[Type= discrete] [Format=character] [Missing=*]
<b>Statistics [NW/ W]</b>	[Valid=104427 /-] [Invalid=0 /-]

Value	Label	Cases	Percentage
001		6216	6.0%
002		5331	5.1%
003		4858	4.7%
004		4405	4.2%
005		4062	3.9%
006		3819	3.7%
007		3513	3.4%

## File : 24 Tripura

# P\_NO: PAGE NO

Value	Label	Cases	Percentage
008		3258	3.1%
009		2916	2.8%
010		2757	2.6%
011		2549	2.4%
012		2457	2.4%
013		2292	2.2%
014		2148	2.1%
015		2069	2.0%
016		1961	1.9%
017		1834	1.8%
018		1717	1.6%
019		1620	1.6%
020		1521	1.5%
021		1474	1.4%
022		1385	1.3%
023		1311	1.3%
024		1275	1.2%
025		1202	1.2%
026		1158	1.1%
027		1113	1.1%
028		1093	1.0%
029		1037	1.0%
030		1002	1.0%
031		942	0.9%
032		925	0.9%
033		901	0.9%
034		871	0.8%
035		828	0.8%
036		799	0.8%
037		793	0.8%
038		762	0.7%
039		736	0.7%
040		719	0.7%
041		702	0.7%
042		681	0.7%
043		654	0.6%
044		632	0.6%
045		605	0.6%
046		610	0.6%
047		576	0.6%
048		573	0.5%
049		539	0.5%
050		524	0.5%

## File : 24 Tripura

# P\_NO: PAGE NO

Value	Label	Cases	Percentage
051		518	0.5%
052		488	0.5%
053		480	0.5%
054		450	0.4%
055		429	0.4%
056		418	0.4%
057		402	0.4%
058		389	0.4%
059		388	0.4%
060		368	0.4%
061		353	0.3%
062		344	0.3%
063		322	0.3%
064		324	0.3%
065		301	0.3%
066		303	0.3%
067		266	0.3%
068		283	0.3%
069		274	0.3%
070		264	0.3%
071		268	0.3%
072		259	0.2%
073		257	0.2%
074		252	0.2%
075		246	0.2%
076		216	0.2%
077		208	0.2%
078		195	0.2%
079		195	0.2%
080		197	0.2%
081		186	0.2%
082		195	0.2%
083		177	0.2%
084		150	0.1%
085		157	0.2%
086		158	0.2%
087		152	0.1%
088		145	0.1%
089		142	0.1%
090		136	0.1%
091		138	0.1%
092		133	0.1%
093		128	0.1%

## File : 24 Tripura

# P\_NO: PAGE NO

Value	Label	Cases	Percentage
094		129	0.1%
095		133	0.1%
096		125	0.1%
097		118	0.1%
098		109	0.1%
099		104	0.1%
100		105	0.1%
101		99	0.1%
102		95	0.1%
103		99	0.1%
104		98	0.1%
105		89	0.1%
106		84	0.1%
107		81	0.1%
108		73	0.1%
109		71	0.1%
110		66	0.1%
111		67	0.1%
112		67	0.1%
113		64	0.1%
114		59	0.1%
115		64	0.1%
116		61	0.1%
117		55	0.1%
118		52	0.0%
119		54	0.1%
120		50	0.0%
121		50	0.0%
122		49	0.0%
123		49	0.0%
124		45	0.0%
125		45	0.0%
126		41	0.0%
127		41	0.0%
128		40	0.0%
129		38	0.0%
130		40	0.0%
131		36	0.0%
132		40	0.0%
133		35	0.0%
134		31	0.0%
135		34	0.0%
136		34	0.0%

**File : 24 Tripura**

# P\_NO: PAGE NO

Value	Label	Cases	Percentage
137		33	0.0%
138		33	0.0%
139		32	0.0%
140		35	0.0%
141		29	0.0%
142		30	0.0%
143		29	0.0%
144		25	0.0%
145		24	0.0%
146		24	0.0%
147		21	0.0%
148		20	0.0%
149		19	0.0%
150		19	0.0%
151		20	0.0%
152		25	0.0%
153		23	0.0%
154		15	0.0%
155		12	0.0%
156		15	0.0%
157		15	0.0%
158		15	0.0%
159		15	0.0%
160		13	0.0%
161		15	0.0%
162		11	0.0%
163		15	0.0%
164		15	0.0%
165		15	0.0%
166		15	0.0%
167		15	0.0%
168		15	0.0%
169		15	0.0%
170		15	0.0%
171		15	0.0%
172		15	0.0%
173		15	0.0%
174		15	0.0%
175		15	0.0%
176		15	0.0%
177		15	0.0%
178		12	0.0%
179		15	0.0%

**File : 24 Tripura**

# P\_NO: PAGE NO

Value	Label	Cases	Percentage
180		14	0.0%
181		15	0.0%
182		16	0.0%
183		15	0.0%
184		15	0.0%
185		15	0.0%
186		15	0.0%
187		15	0.0%
188		14	0.0%
189		15	0.0%
190		14	0.0%
191		15	0.0%
192		15	0.0%
193		13	0.0%
194		13	0.0%
195		14	0.0%
196		15	0.0%
197		15	0.0%
198		15	0.0%
199		15	0.0%
200		15	0.0%
201		15	0.0%
202		15	0.0%
203		15	0.0%
204		15	0.0%
205		14	0.0%
206		14	0.0%
207		14	0.0%
208		14	0.0%
209		15	0.0%
210		14	0.0%
211		14	0.0%
212		13	0.0%
213		10	0.0%
214		10	0.0%
215		5	0.0%
216		9	0.0%
217		10	0.0%
218		10	0.0%
219		10	0.0%
220		13	0.0%
221		7	0.0%
222		10	0.0%

**File : 24 Tripura**

# P\_NO: PAGE NO

Value	Label	Cases	Percentage
223		10	0.0%
224		10	0.0%
225		10	0.0%
226		10	0.0%
227		10	0.0%
228		10	0.0%
229		10	0.0%
230		10	0.0%
231		8	0.0%
232		9	0.0%
233		10	0.0%
234		8	0.0%
235		8	0.0%
236		5	0.0%
237		5	0.0%
238		5	0.0%
239		5	0.0%
240		5	0.0%
241		5	0.0%
242		5	0.0%
243		5	0.0%
244		5	0.0%
245		5	0.0%
246		5	0.0%
247		5	0.0%
248		5	0.0%
249		4	0.0%
250		4	0.0%
251		5	0.0%
252		5	0.0%
253		5	0.0%
254		5	0.0%
255		5	0.0%
256		5	0.0%
257		5	0.0%
258		5	0.0%
259		5	0.0%
260		5	0.0%
261		5	0.0%
262		5	0.0%
263		5	0.0%
264		5	0.0%
265		5	0.0%

**File : 24 Tripura**

# P\_NO: PAGE NO

Value	Label	Cases	Percentage
266		5	0.0%
267		4	0.0%
268		5	0.0%
269		5	0.0%
270		5	0.0%
271		5	0.0%
272		5	0.0%
273		5	0.0%
274		5	0.0%
275		5	0.0%
276		4	0.0%
277		5	0.0%
278		4	0.0%
279		5	0.0%
280		5	0.0%
281		5	0.0%
282		5	0.0%
283		5	0.0%
284		5	0.0%
285		5	0.0%
286		5	0.0%
287		5	0.0%
288		5	0.0%
289		5	0.0%
290		5	0.0%
291		5	0.0%
292		5	0.0%
293		5	0.0%
294		5	0.0%
295		5	0.0%
296		5	0.0%
297		5	0.0%
298		5	0.0%
299		5	0.0%
300		5	0.0%
301		5	0.0%
302		5	0.0%
303		5	0.0%
304		5	0.0%
305		3	0.0%
306		5	0.0%
307		5	0.0%
308		5	0.0%



**File : 24 Tripura**

# P\_NO: PAGE NO

Value	Label	Cases	Percentage
309		5	0.0%
310		5	0.0%
311		5	0.0%
312		5	0.0%
313		5	0.0%
314		3	0.0%
315		4	0.0%
316		5	0.0%
317		5	0.0%
318		5	0.0%
319		5	0.0%
320		5	0.0%
321		5	0.0%
322		5	0.0%
323		5	0.0%
324		5	0.0%
325		10	0.0%
326		10	0.0%
327		5	0.0%
328		5	0.0%
329		5	0.0%
330		4	0.0%
331		4	0.0%
332		10	0.0%
333		5	0.0%
334		4	0.0%
335		5	0.0%
336		4	0.0%
337		5	0.0%
338		5	0.0%
339		5	0.0%
340		5	0.0%
341		5	0.0%
342		5	0.0%
343		5	0.0%
344		4	0.0%
345		5	0.0%
346		5	0.0%
347		5	0.0%
348		5	0.0%
349		5	0.0%
350		5	0.0%
351		5	0.0%

**File : 24 Tripura****# P\_NO: PAGE NO**

Value	Label	Cases	Percentage
352		5	0.0%
353		5	0.0%
354		5	0.0%
355		5	0.0%
356		2	0.0%
357		5	0.0%
358		5	0.0%
359		1	0.0%

Warning: these figures indicate the number of cases found in the data file. They cannot be interpreted as summary statistics of the population of interest.

**# LINE\_NO: LINE NUMBER**

<b>Information</b>	[Type= discrete] [Format=character] [Missing=*]
<b>Statistics [NW/ W]</b>	[Valid=104427 /-] [Invalid=0 /-]

**# PREM\_S: PREMISES STATUS**

<b>Information</b>	[Type= discrete] [Format=character] [Missing=*]
<b>Statistics [NW/ W]</b>	[Valid=104427 /-] [Invalid=0 /-]

Value	Label	Cases	Percentage
1	Without premises	22545	21.6%
2	With Premises	81882	78.4%

Warning: these figures indicate the number of cases found in the data file. They cannot be interpreted as summary statistics of the population of interest.

**# SRL\_NO: RUNNING SERIAL NUMBER**

<b>Information</b>	[Type= discrete] [Format=character] [Missing=*]
<b>Statistics [NW/ W]</b>	[Valid=104427 /-] [Invalid=0 /-]

**# NIC: NIC**

<b>Information</b>	[Type= discrete] [Format=character] [Missing=*]
<b>Statistics [NW/ W]</b>	[Valid=104427 /-] [Invalid=0 /-]

Frequency table not shown (1291 Modalities)

**# AGRI\_NON\_AGRI: AGRILAND NON-AGRI.**

<b>Information</b>	[Type= discrete] [Format=character] [Missing=*]
<b>Statistics [NW/ W]</b>	[Valid=104427 /-] [Invalid=0 /-]

Value	Label	Cases	Percentage
1	Agriculture	2830	2.7%
2	Non-Agriculture	101597	97.3%

Warning: these figures indicate the number of cases found in the data file. They cannot be interpreted as summary statistics of the population of interest.

**# NOP: NATURE OF OPERATION**

<b>Information</b>	[Type= discrete] [Format=character] [Missing=*]
<b>Statistics [NW/ W]</b>	[Valid=104427 /-] [Invalid=0 /-]

Value	Label	Cases	Percentage
1	Perennial	101150	96.9%
2	Non-Perennial	3277	3.1%

Warning: these figures indicate the number of cases found in the data file. They cannot be interpreted as summary statistics of the population of interest.

## File : 24 Tripura

### # OWN\_SHIP: OWNERSHIP CODE

**Information** [Type= discrete] [Format=character] [Missing=\*]

**Statistics [NW/ W]** [Valid=104427 /-] [Invalid=0 /-]

Value	Label	Cases	Percentage
1	Private Non-Profit Institutions	2442	2.3%
2	Private Others	91148	87.3%
3	Co-operatives	504	0.5%
4	Governments	10333	9.9%

*Warning: these figures indicate the number of cases found in the data file. They cannot be interpreted as summary statistics of the population of interest.*

### # SG: SOCIAL GROUP CODE

**Information** [Type= discrete] [Format=character] [Missing=\*]

**Statistics [NW/ W]** [Valid=104427 /-] [Invalid=0 /-]

Value	Label	Cases	Percentage
1	ST Female	308	0.3%
2	ST Male	6577	6.3%
3	SC Female	548	0.5%
4	SC Male	17524	16.8%
5	OBC Female	816	0.8%
6	OBC Male	21669	20.8%
7	Others Female	792	0.8%
8	Others Male	42914	41.1%
9	Other than private enterprises	13279	12.7%

*Warning: these figures indicate the number of cases found in the data file. They cannot be interpreted as summary statistics of the population of interest.*

### # P\_F\_USED: POWER/FUEL USED

**Information** [Type= discrete] [Format=character] [Missing=\*]

**Statistics [NW/ W]** [Valid=104427 /-] [Invalid=0 /-]

Value	Label	Cases	Percentage
0	Without power	86500	82.8%
1	Electricity	4330	4.1%
2	Coal/soft coke	2190	2.1%
3	Patrol/Diesel	1193	1.1%
4	LPG/Natural Gas	134	0.1%
5	Fire wood	8643	8.3%
6	Kerosene	994	1.0%
7	Animal power	33	0.0%
8	"Non-conventional energy (bio-gas, solar & wind energy)	103	0.1%
9	Others	307	0.3%

*Warning: these figures indicate the number of cases found in the data file. They cannot be interpreted as summary statistics of the population of interest.*

### # Y\_OPRA: YEAR OF OPERATION

**Information** [Type= discrete] [Format=character] [Missing=\*]

**Statistics [NW/ W]** [Valid=104427 /-] [Invalid=0 /-]

Value	Label	Cases	Percentage
0	Less than 1 year	1898	1.8%

## File : 24 Tripura

### # Y\_OPRA: YEAR OF OPERATION

Value	Label	Cases	Percentage
1	Completed 1 year	3797	3.6%
2	Completed 2 years	5606	5.4%
3	Completed 3 years	6490	6.2%
4	Completed 4 years	6099	5.8%
5	Completed 5 years	11343	10.9%
6	Completed 6 years	6609	6.3%
7	Completed 7 years	5842	5.6%
8	Completed 8 years	5159	4.9%
9	Completed 9 years or more	51584	49.4%

Warning: these figures indicate the number of cases found in the data file. They cannot be interpreted as summary statistics of the population of interest.

### # REGISN: REGISTRATION CODE

<b>Information</b>	[Type= discrete] [Format=character] [Missing=*]
<b>Statistics [NW/ W]</b>	[Valid=104427 /-] [Invalid=0 /-]

Value	Label	Cases	Percentage
00		103308	98.9%
11		46	0.0%
12		25	0.0%
15		2	0.0%
22		454	0.4%
23		1	0.0%
25		2	0.0%
28		1	0.0%
33		30	0.0%
35		1	0.0%
38		1	0.0%
44		413	0.4%
55		33	0.0%
58		1	0.0%
66		33	0.0%
77		8	0.0%
88		4	0.0%
99		64	0.1%

Warning: these figures indicate the number of cases found in the data file. They cannot be interpreted as summary statistics of the population of interest.

### # SOF: SOURCE OF FINANCE

<b>Information</b>	[Type= discrete] [Format=character] [Missing=*]
<b>Statistics [NW/ W]</b>	[Valid=104427 /-] [Invalid=0 /-]

Value	Label	Cases	Percentage
1	Assistance under IRDP	301	0.3%
2	Assistance under other poverty alleviation programs(TRYSEM/DWCARA/toll kits)	153	0.1%
3	Borrowing from institutions	143	0.1%
4	Borrowing from non-instituions	49	0.0%

## File : 24 Tripura

### # SOF: SOURCE OF FINANCE

Value	Label	Cases	Percentage
5	Self financing	89620	85.8%
6	Others	14161	13.6%

Warning: these figures indicate the number of cases found in the data file. They cannot be interpreted as summary statistics of the population of interest.

### # T\_ADULT\_M: TOTAL ADULT MALE

Information [Type= discrete] [Format=character] [Missing=\*]

Statistics [NW/ W] [Valid=104427 /-] [Invalid=0 /-]

Value	Label	Cases	Percentage
00000		3726	3.6%
00001		73074	70.0%
00002		15895	15.2%
00003		4409	4.2%
00004		2029	1.9%
00005		1189	1.1%
00006		681	0.7%
00007		462	0.4%
00008		321	0.3%
00009		198	0.2%
00010		281	0.3%
00011		148	0.1%
00012		192	0.2%
00013		81	0.1%
00014		103	0.1%
00015		145	0.1%
00016		99	0.1%
00017		70	0.1%
00018		80	0.1%
00019		56	0.1%
00020		105	0.1%
00021		44	0.0%
00022		55	0.1%
00023		33	0.0%
00024		30	0.0%
00025		85	0.1%
00026		36	0.0%
00027		27	0.0%
00028		38	0.0%
00029		17	0.0%
00030		62	0.1%
00031		22	0.0%
00032		14	0.0%
00033		22	0.0%
00034		20	0.0%
00035		33	0.0%

**File : 24 Tripura****# T\_ADULT\_M: TOTAL ADULT MALE**

<b>Value</b>	<b>Label</b>	<b>Cases</b>	<b>Percentage</b>
00036		21	0.0%
00037		17	0.0%
00038		14	0.0%
00039		16	0.0%
00040		31	0.0%
00041		7	0.0%
00042		15	0.0%
00043		11	0.0%
00044		12	0.0%
00045		18	0.0%
00046		7	0.0%
00047		12	0.0%
00048		9	0.0%
00049		8	0.0%
00050		34	0.0%
00051		5	0.0%
00052		7	0.0%
00053		4	0.0%
00054		9	0.0%
00055		4	0.0%
00056		2	0.0%
00057		6	0.0%
00058		6	0.0%
00059		5	0.0%
00060		20	0.0%
00061		7	0.0%
00062		3	0.0%
00063		6	0.0%
00064		7	0.0%
00065		13	0.0%
00066		5	0.0%
00067		2	0.0%
00068		4	0.0%
00069		4	0.0%
00070		12	0.0%
00072		5	0.0%
00073		1	0.0%
00074		2	0.0%
00075		8	0.0%
00076		5	0.0%
00077		3	0.0%
00078		4	0.0%
00080		4	0.0%

## File : 24 Tripura

### # T\_ADULT\_M: TOTAL ADULT MALE

Value	Label	Cases	Percentage
00081		1	0.0%
00082		5	0.0%
00083		2	0.0%
00084		4	0.0%
00085		4	0.0%
00086		2	0.0%
00088		1	0.0%
00090		7	0.0%
00091		2	0.0%
00092		3	0.0%
00093		1	0.0%
00094		1	0.0%
00095		2	0.0%
00096		1	0.0%
00097		3	0.0%
00098		3	0.0%
00099		4	0.0%
00100		12	0.0%
00102		2	0.0%
00103		1	0.0%
00104		1	0.0%
00105		2	0.0%
00110		3	0.0%
00111		1	0.0%
00112		1	0.0%
00114		1	0.0%
00115		3	0.0%
00116		2	0.0%
00118		2	0.0%
00120		3	0.0%
00121		1	0.0%
00125		5	0.0%
00127		1	0.0%
00129		1	0.0%
00130		1	0.0%
00135		2	0.0%
00138		1	0.0%
00140		1	0.0%
00141		1	0.0%
00142		1	0.0%
00143		1	0.0%
00144		2	0.0%
00146		1	0.0%

**File : 24 Tripura****# T\_ADULT\_M: TOTAL ADULT MALE**

<b>Value</b>	<b>Label</b>	<b>Cases</b>	<b>Percentage</b>
00147		1	0.0%
00150		5	0.0%
00152		1	0.0%
00157		1	0.0%
00161		1	0.0%
00162		1	0.0%
00163		1	0.0%
00165		1	0.0%
00167		1	0.0%
00168		1	0.0%
00170		1	0.0%
00173		1	0.0%
00174		1	0.0%
00175		1	0.0%
00176		1	0.0%
00180		1	0.0%
00181		1	0.0%
00183		1	0.0%
00184		2	0.0%
00189		1	0.0%
00191		2	0.0%
00195		1	0.0%
00200		1	0.0%
00204		1	0.0%
00210		1	0.0%
00214		1	0.0%
00215		1	0.0%
00217		1	0.0%
00231		1	0.0%
00237		1	0.0%
00244		1	0.0%
00250		1	0.0%
00251		1	0.0%
00262		1	0.0%
00272		1	0.0%
00286		1	0.0%
00319		1	0.0%
00340		1	0.0%
00350		1	0.0%
00370		1	0.0%
00397		1	0.0%
00419		1	0.0%
00484		1	0.0%



## File : 24 Tripura

### # T\_ADULT\_M: TOTAL ADULT MALE

Value	Label	Cases	Percentage
01500		1	0.0%
01615		1	0.0%

Warning: these figures indicate the number of cases found in the data file. They cannot be interpreted as summary statistics of the population of interest.

### # T\_ADULT\_F: TOTAL ADULT FEMALE

<b>Information</b>	[Type= discrete] [Format=character] [Missing=*]
<b>Statistics [NW/ W]</b>	[Valid=104427 /-] [Invalid=0 /-]

Value	Label	Cases	Percentage
00000		87872	84.1%
00001		10506	10.1%
00002		3489	3.3%
00003		812	0.8%
00004		387	0.4%
00005		268	0.3%
00006		158	0.2%
00007		126	0.1%
00008		110	0.1%
00009		65	0.1%
00010		88	0.1%
00011		30	0.0%
00012		44	0.0%
00013		28	0.0%
00014		27	0.0%
00015		41	0.0%
00016		21	0.0%
00017		15	0.0%
00018		22	0.0%
00019		20	0.0%
00020		35	0.0%
00021		12	0.0%
00022		11	0.0%
00023		9	0.0%
00024		10	0.0%
00025		35	0.0%
00026		7	0.0%
00027		5	0.0%
00028		8	0.0%
00029		10	0.0%
00030		20	0.0%
00031		2	0.0%
00032		12	0.0%
00033		5	0.0%
00034		3	0.0%
00035		14	0.0%

**File : 24 Tripura****# T\_ADULT\_F: TOTAL ADULT FEMALE**

<b>Value</b>	<b>Label</b>	<b>Cases</b>	<b>Percentage</b>
00036		5	0.0%
00037		2	0.0%
00038		5	0.0%
00039		2	0.0%
00040		10	0.0%
00041		3	0.0%
00042		1	0.0%
00044		2	0.0%
00045		5	0.0%
00046		2	0.0%
00049		1	0.0%
00050		10	0.0%
00051		2	0.0%
00052		1	0.0%
00054		3	0.0%
00055		1	0.0%
00056		2	0.0%
00057		1	0.0%
00058		1	0.0%
00059		1	0.0%
00060		4	0.0%
00061		1	0.0%
00064		1	0.0%
00066		1	0.0%
00067		3	0.0%
00068		1	0.0%
00069		1	0.0%
00070		3	0.0%
00072		1	0.0%
00075		2	0.0%
00078		1	0.0%
00080		2	0.0%
00081		2	0.0%
00084		1	0.0%
00087		2	0.0%
00088		1	0.0%
00089		1	0.0%
00095		1	0.0%
00097		1	0.0%
00098		1	0.0%
00099		1	0.0%
00100		2	0.0%
00105		1	0.0%

## File : 24 Tripura

### # T\_ADULT\_F: TOTAL ADULT FEMALE

Value	Label	Cases	Percentage
00200		1	0.0%
00327		1	0.0%
00407		1	0.0%
00418		1	0.0%
00450		1	0.0%

Warning: these figures indicate the number of cases found in the data file. They cannot be interpreted as summary statistics of the population of interest.

### # T\_CHILD\_M: TOTAL CHIELD MALE

<b>Information</b>	[Type= discrete] [Format=character] [Missing=*]
<b>Statistics [NW/ W]</b>	[Valid=104427 /-] [Invalid=0 /-]

Value	Label	Cases	Percentage
00000		102533	98.2%
00001		1704	1.6%
00002		152	0.1%
00003		10	0.0%
00004		5	0.0%
00005		7	0.0%
00006		2	0.0%
00007		2	0.0%
00008		3	0.0%
00010		4	0.0%
00012		1	0.0%
00015		1	0.0%
00016		1	0.0%
00020		1	0.0%
00031		1	0.0%

Warning: these figures indicate the number of cases found in the data file. They cannot be interpreted as summary statistics of the population of interest.

### # T\_CHILD\_F: TOTAL CHIELD FEMALE

<b>Information</b>	[Type= discrete] [Format=character] [Missing=*]
<b>Statistics [NW/ W]</b>	[Valid=104427 /-] [Invalid=0 /-]

Value	Label	Cases	Percentage
00000		103389	99.0%
00001		781	0.7%
00002		222	0.2%
00003		22	0.0%
00004		2	0.0%
00005		2	0.0%
00007		2	0.0%
00008		1	0.0%
00010		2	0.0%
00012		1	0.0%
00015		1	0.0%
00030		2	0.0%

# File : 24 Tripura

## # T\_CHILD\_F: TOTAL CHIELD FEMALE

*Warning: these figures indicate the number of cases found in the data file. They cannot be interpreted as summary statistics of the population of interest.*

## # TOT: TOTAL OF TOTAL

**Information** [Type= discrete] [Format=character] [Missing=\*]

**Statistics [NW/ W]** [Valid=104427 /-] [Invalid=0 /-]

Value	Label	Cases	Percentage
00001		65929	63.1%
00002		22552	21.6%
00003		6732	6.4%
00004		2836	2.7%
00005		1489	1.4%
00006		768	0.7%
00007		557	0.5%
00008		357	0.3%
00009		277	0.3%
00010		287	0.3%
00011		171	0.2%
00012		224	0.2%
00013		110	0.1%
00014		119	0.1%
00015		163	0.2%
00016		105	0.1%
00017		77	0.1%
00018		66	0.1%
00019		73	0.1%
00020		106	0.1%
00021		59	0.1%
00022		59	0.1%
00023		51	0.0%
00024		49	0.0%
00025		78	0.1%
00026		39	0.0%
00027		39	0.0%
00028		38	0.0%
00029		30	0.0%
00030		67	0.1%
00031		38	0.0%
00032		28	0.0%
00033		28	0.0%
00034		25	0.0%
00035		40	0.0%
00036		21	0.0%
00037		21	0.0%
00038		22	0.0%
00039		18	0.0%

**File : 24 Tripura****# TOT: TOTAL OF TOTAL**

<b>Value</b>	<b>Label</b>	<b>Cases</b>	<b>Percentage</b>
00040		39	0.0%
00041		24	0.0%
00042		14	0.0%
00043		15	0.0%
00044		13	0.0%
00045		21	0.0%
00046		13	0.0%
00047		18	0.0%
00048		9	0.0%
00049		11	0.0%
00050		28	0.0%
00051		14	0.0%
00052		15	0.0%
00053		9	0.0%
00054		6	0.0%
00055		15	0.0%
00056		10	0.0%
00057		8	0.0%
00058		11	0.0%
00059		7	0.0%
00060		14	0.0%
00061		3	0.0%
00062		9	0.0%
00063		9	0.0%
00064		6	0.0%
00065		10	0.0%
00066		8	0.0%
00067		4	0.0%
00068		8	0.0%
00069		2	0.0%
00070		15	0.0%
00071		4	0.0%
00072		6	0.0%
00073		6	0.0%
00074		5	0.0%
00075		13	0.0%
00077		2	0.0%
00078		4	0.0%
00079		3	0.0%
00080		11	0.0%
00081		5	0.0%
00082		2	0.0%
00083		3	0.0%

**File : 24 Tripura****# TOT: TOTAL OF TOTAL**

<b>Value</b>	<b>Label</b>	<b>Cases</b>	<b>Percentage</b>
00084		2	0.0%
00085		7	0.0%
00086		5	0.0%
00087		5	0.0%
00088		2	0.0%
00089		2	0.0%
00090		6	0.0%
00091		2	0.0%
00092		2	0.0%
00093		4	0.0%
00094		5	0.0%
00095		6	0.0%
00097		1	0.0%
00098		5	0.0%
00099		4	0.0%
00100		22	0.0%
00101		1	0.0%
00102		1	0.0%
00103		2	0.0%
00104		1	0.0%
00105		2	0.0%
00106		3	0.0%
00107		2	0.0%
00108		4	0.0%
00109		2	0.0%
00110		3	0.0%
00113		1	0.0%
00114		4	0.0%
00115		4	0.0%
00116		2	0.0%
00117		1	0.0%
00118		1	0.0%
00119		2	0.0%
00120		5	0.0%
00122		1	0.0%
00123		2	0.0%
00124		1	0.0%
00125		3	0.0%
00126		1	0.0%
00127		1	0.0%
00129		1	0.0%
00130		3	0.0%
00131		3	0.0%

**File : 24 Tripura****# TOT: TOTAL OF TOTAL**

<b>Value</b>	<b>Label</b>	<b>Cases</b>	<b>Percentage</b>
00135		1	0.0%
00138		1	0.0%
00140		2	0.0%
00144		2	0.0%
00145		3	0.0%
00147		1	0.0%
00148		1	0.0%
00149		2	0.0%
00150		10	0.0%
00151		1	0.0%
00152		1	0.0%
00153		1	0.0%
00160		2	0.0%
00164		2	0.0%
00167		2	0.0%
00169		1	0.0%
00170		1	0.0%
00173		1	0.0%
00174		1	0.0%
00175		1	0.0%
00176		1	0.0%
00177		2	0.0%
00179		1	0.0%
00181		1	0.0%
00185		1	0.0%
00189		1	0.0%
00190		1	0.0%
00191		1	0.0%
00196		1	0.0%
00197		1	0.0%
00198		1	0.0%
00199		1	0.0%
00200		4	0.0%
00202		1	0.0%
00204		1	0.0%
00205		1	0.0%
00208		1	0.0%
00215		2	0.0%
00219		1	0.0%
00220		3	0.0%
00226		1	0.0%
00237		1	0.0%
00250		1	0.0%

## File : 24 Tripura

### # TOT: TOTAL OF TOTAL

Value	Label	Cases	Percentage
00258		1	0.0%
00267		1	0.0%
00272		1	0.0%
00274		1	0.0%
00278		1	0.0%
00279		1	0.0%
00285		1	0.0%
00289		1	0.0%
00303		1	0.0%
00310		1	0.0%
00312		1	0.0%
00350		1	0.0%
00370		1	0.0%
00408		1	0.0%
00409		1	0.0%
00424		1	0.0%
00508		1	0.0%
00509		1	0.0%
00700		1	0.0%
00788		1	0.0%
00887		1	0.0%
01639		1	0.0%
01700		1	0.0%

*Warning: these figures indicate the number of cases found in the data file. They cannot be interpreted as summary statistics of the population of interest.*

### # H\_ADULT\_M: HIRED ADULT MALE

**Information** [Type= discrete] [Format=character] [Missing=\*]

**Statistics [NW/ W]** [Valid=104427 /-] [Invalid=0 /-]

Value	Label	Cases	Percentage
00000		80969	77.5%
00001		11086	10.6%
00002		4905	4.7%
00003		1994	1.9%
00004		1181	1.1%
00005		814	0.8%
00006		507	0.5%
00007		387	0.4%
00008		272	0.3%
00009		182	0.2%
00010		218	0.2%
00011		128	0.1%
00012		161	0.2%
00013		76	0.1%
00014		96	0.1%



## File : 24 Tripura

### # H\_ADULT\_M: HIRED ADULT MALE

Value	Label	Cases	Percentage
00015		122	0.1%
00016		86	0.1%
00017		64	0.1%
00018		77	0.1%
00019		56	0.1%
00020		79	0.1%
00021		36	0.0%
00022		51	0.0%
00023		34	0.0%
00024		34	0.0%
00025		64	0.1%
00026		31	0.0%
00027		24	0.0%
00028		39	0.0%
00029		16	0.0%
00030		47	0.0%
00031		18	0.0%
00032		14	0.0%
00033		24	0.0%
00034		20	0.0%
00035		28	0.0%
00036		18	0.0%
00037		15	0.0%
00038		15	0.0%
00039		16	0.0%
00040		23	0.0%
00041		6	0.0%
00042		15	0.0%
00043		11	0.0%
00044		13	0.0%
00045		10	0.0%
00046		7	0.0%
00047		12	0.0%
00048		9	0.0%
00049		11	0.0%
00050		25	0.0%
00051		1	0.0%
00052		7	0.0%
00053		5	0.0%
00054		9	0.0%
00055		3	0.0%
00056		3	0.0%
00057		6	0.0%

# File : 24 Tripura

## # H\_ADULT\_M: HIRED ADULT MALE

Value	Label	Cases	Percentage
00058		5	0.0%
00059		7	0.0%
00060		14	0.0%
00061		6	0.0%
00062		3	0.0%
00063		7	0.0%
00064		7	0.0%
00065		6	0.0%
00066		4	0.0%
00067		3	0.0%
00068		4	0.0%
00069		4	0.0%
00070		10	0.0%
00072		4	0.0%
00073		1	0.0%
00074		4	0.0%
00075		3	0.0%
00076		6	0.0%
00077		3	0.0%
00078		3	0.0%
00080		5	0.0%
00081		2	0.0%
00082		4	0.0%
00083		3	0.0%
00084		3	0.0%
00085		3	0.0%
00086		1	0.0%
00088		1	0.0%
00090		6	0.0%
00091		2	0.0%
00092		2	0.0%
00093		1	0.0%
00094		2	0.0%
00095		2	0.0%
00097		3	0.0%
00098		3	0.0%
00099		4	0.0%
00100		10	0.0%
00102		2	0.0%
00103		1	0.0%
00104		1	0.0%
00105		1	0.0%
00108		1	0.0%

**File : 24 Tripura****# H\_ADULT\_M: HIRED ADULT MALE**

<b>Value</b>	<b>Label</b>	<b>Cases</b>	<b>Percentage</b>
00110		1	0.0%
00111		1	0.0%
00112		1	0.0%
00114		1	0.0%
00115		3	0.0%
00116		2	0.0%
00118		2	0.0%
00120		3	0.0%
00121		1	0.0%
00125		4	0.0%
00127		1	0.0%
00129		1	0.0%
00135		2	0.0%
00138		1	0.0%
00140		2	0.0%
00141		1	0.0%
00143		1	0.0%
00144		1	0.0%
00146		1	0.0%
00147		1	0.0%
00148		1	0.0%
00150		3	0.0%
00152		1	0.0%
00157		1	0.0%
00161		1	0.0%
00162		1	0.0%
00163		1	0.0%
00165		1	0.0%
00167		1	0.0%
00168		1	0.0%
00170		1	0.0%
00173		1	0.0%
00174		1	0.0%
00175		1	0.0%
00176		1	0.0%
00180		1	0.0%
00181		1	0.0%
00183		1	0.0%
00184		2	0.0%
00189		1	0.0%
00191		2	0.0%
00195		1	0.0%
00200		1	0.0%

## File : 24 Tripura

### # H\_ADULT\_M: HIRED ADULT MALE

Value	Label	Cases	Percentage
00204		1	0.0%
00210		1	0.0%
00214		1	0.0%
00215		1	0.0%
00217		1	0.0%
00231		1	0.0%
00237		1	0.0%
00244		1	0.0%
00250		1	0.0%
00251		1	0.0%
00262		1	0.0%
00272		1	0.0%
00286		1	0.0%
00319		1	0.0%
00340		1	0.0%
00350		1	0.0%
00370		1	0.0%
00397		1	0.0%
00419		1	0.0%
00484		1	0.0%
01500		1	0.0%
01615		1	0.0%

Warning: these figures indicate the number of cases found in the data file. They cannot be interpreted as summary statistics of the population of interest.

### # H\_ADULT\_F: HIRED ADULT FEMALE

Value	Label	Cases	Percentage
00000		97614	93.5%
00001		2032	1.9%
00002		2445	2.3%
00003		711	0.7%
00004		363	0.3%
00005		249	0.2%
00006		150	0.1%
00007		120	0.1%
00008		106	0.1%
00009		64	0.1%
00010		72	0.1%
00011		28	0.0%
00012		39	0.0%
00013		28	0.0%
00014		26	0.0%
00015		34	0.0%

**File : 24 Tripura****# H\_ADULT\_F: HIRED ADULT FEMALE**

<b>Value</b>	<b>Label</b>	<b>Cases</b>	<b>Percentage</b>
00016		21	0.0%
00017		14	0.0%
00018		20	0.0%
00019		19	0.0%
00020		27	0.0%
00021		11	0.0%
00022		9	0.0%
00023		9	0.0%
00024		10	0.0%
00025		32	0.0%
00026		7	0.0%
00027		5	0.0%
00028		7	0.0%
00029		10	0.0%
00030		19	0.0%
00031		2	0.0%
00032		12	0.0%
00033		6	0.0%
00034		3	0.0%
00035		9	0.0%
00036		4	0.0%
00037		2	0.0%
00038		4	0.0%
00039		2	0.0%
00040		9	0.0%
00041		3	0.0%
00042		1	0.0%
00044		1	0.0%
00045		5	0.0%
00046		2	0.0%
00049		1	0.0%
00050		9	0.0%
00051		2	0.0%
00052		1	0.0%
00054		3	0.0%
00055		1	0.0%
00056		2	0.0%
00057		1	0.0%
00058		1	0.0%
00059		1	0.0%
00060		4	0.0%
00061		1	0.0%
00064		1	0.0%

## File : 24 Tripura

### # H\_ADULT\_F: HIRED ADULT FEMALE

Value	Label	Cases	Percentage
00066		1	0.0%
00067		3	0.0%
00068		1	0.0%
00069		1	0.0%
00070		2	0.0%
00072		1	0.0%
00075		2	0.0%
00078		1	0.0%
00080		2	0.0%
00081		2	0.0%
00084		1	0.0%
00087		2	0.0%
00088		1	0.0%
00089		1	0.0%
00095		1	0.0%
00097		1	0.0%
00098		1	0.0%
00099		1	0.0%
00100		2	0.0%
00105		1	0.0%
00200		1	0.0%
00327		1	0.0%
00407		1	0.0%
00418		1	0.0%
00450		1	0.0%

Warning: these figures indicate the number of cases found in the data file. They cannot be interpreted as summary statistics of the population of interest.

### # H\_CHILD\_M: HIRED CHIELD MALE

<b>Information</b>	[Type= discrete] [Format=character] [Missing=*]
<b>Statistics [NW/ W]</b>	[Valid=104427 /-] [Invalid=0 /-]

Value	Label	Cases	Percentage
00000		103953	99.5%
00001		410	0.4%
00002		50	0.0%
00003		5	0.0%
00004		2	0.0%
00005		1	0.0%
00006		1	0.0%
00008		1	0.0%
00010		2	0.0%
00016		1	0.0%
00031		1	0.0%

Warning: these figures indicate the number of cases found in the data file. They cannot be interpreted as summary statistics of the population of interest.

## File : 24 Tripura

### # H\_CHILD\_F: HIRED CHIELD FEMALE

**Information** [Type= discrete] [Format=character] [Missing=\*]

**Statistics [NW/ W]** [Valid=104427 /-] [Invalid=0 /-]

Value	Label	Cases	Percentage
00000		104400	100.0%
00001		18	0.0%
00002		1	0.0%
00003		1	0.0%
00005		2	0.0%
00007		1	0.0%
00010		1	0.0%
00012		1	0.0%
00030		2	0.0%

*Warning: these figures indicate the number of cases found in the data file. They cannot be interpreted as summary statistics of the population of interest.*

### # T\_HIRED: TOTAL OF HIRED

**Information** [Type= discrete] [Format=character] [Missing=\*]

**Statistics [NW/ W]** [Valid=104427 /-] [Invalid=0 /-]

Value	Label	Cases	Percentage
00000		78325	75.0%
00001		10771	10.3%
00002		6669	6.4%
00003		2343	2.2%
00004		1327	1.3%
00005		880	0.8%
00006		554	0.5%
00007		433	0.4%
00008		309	0.3%
00009		245	0.2%
00010		224	0.2%
00011		144	0.1%
00012		188	0.2%
00013		101	0.1%
00014		113	0.1%
00015		142	0.1%
00016		85	0.1%
00017		78	0.1%
00018		67	0.1%
00019		66	0.1%
00020		84	0.1%
00021		51	0.0%
00022		51	0.0%
00023		50	0.0%
00024		46	0.0%
00025		67	0.1%

## File : 24 Tripura

### # T\_HIRED: TOTAL OF HIRED

Value	Label	Cases	Percentage
00026		37	0.0%
00027		32	0.0%
00028		36	0.0%
00029		28	0.0%
00030		51	0.0%
00031		35	0.0%
00032		25	0.0%
00033		28	0.0%
00034		24	0.0%
00035		34	0.0%
00036		17	0.0%
00037		20	0.0%
00038		23	0.0%
00039		21	0.0%
00040		28	0.0%
00041		21	0.0%
00042		14	0.0%
00043		14	0.0%
00044		12	0.0%
00045		11	0.0%
00046		10	0.0%
00047		18	0.0%
00048		9	0.0%
00049		11	0.0%
00050		23	0.0%
00051		10	0.0%
00052		15	0.0%
00053		9	0.0%
00054		7	0.0%
00055		11	0.0%
00056		9	0.0%
00057		8	0.0%
00058		10	0.0%
00059		8	0.0%
00060		11	0.0%
00061		3	0.0%
00062		8	0.0%
00063		9	0.0%
00064		6	0.0%
00065		5	0.0%
00066		7	0.0%
00067		4	0.0%
00068		8	0.0%



## File : 24 Tripura

### # T\_HIRED: TOTAL OF HIRED

Value	Label	Cases	Percentage
00069		4	0.0%
00070		9	0.0%
00071		4	0.0%
00072		6	0.0%
00073		6	0.0%
00074		8	0.0%
00075		8	0.0%
00077		2	0.0%
00078		5	0.0%
00079		3	0.0%
00080		10	0.0%
00081		5	0.0%
00082		3	0.0%
00083		2	0.0%
00084		3	0.0%
00085		6	0.0%
00086		4	0.0%
00087		5	0.0%
00088		2	0.0%
00089		3	0.0%
00090		4	0.0%
00091		2	0.0%
00092		1	0.0%
00093		5	0.0%
00094		4	0.0%
00095		4	0.0%
00097		2	0.0%
00098		5	0.0%
00099		5	0.0%
00100		18	0.0%
00102		1	0.0%
00103		2	0.0%
00104		1	0.0%
00105		1	0.0%
00106		4	0.0%
00107		2	0.0%
00108		3	0.0%
00109		2	0.0%
00110		2	0.0%
00112		1	0.0%
00113		1	0.0%
00114		4	0.0%
00115		2	0.0%

**File : 24 Tripura****# T\_HIRED: TOTAL OF HIRED**

<b>Value</b>	<b>Label</b>	<b>Cases</b>	<b>Percentage</b>
00116		3	0.0%
00117		2	0.0%
00118		1	0.0%
00119		2	0.0%
00120		3	0.0%
00122		1	0.0%
00123		2	0.0%
00124		1	0.0%
00125		1	0.0%
00126		1	0.0%
00127		2	0.0%
00129		1	0.0%
00130		2	0.0%
00131		3	0.0%
00135		1	0.0%
00138		1	0.0%
00140		2	0.0%
00144		1	0.0%
00145		2	0.0%
00147		1	0.0%
00148		2	0.0%
00149		2	0.0%
00150		8	0.0%
00151		2	0.0%
00160		1	0.0%
00164		2	0.0%
00167		2	0.0%
00169		1	0.0%
00170		1	0.0%
00173		1	0.0%
00174		1	0.0%
00175		1	0.0%
00176		2	0.0%
00177		1	0.0%
00179		1	0.0%
00181		1	0.0%
00185		1	0.0%
00189		1	0.0%
00190		1	0.0%
00191		1	0.0%
00196		1	0.0%
00197		1	0.0%
00198		1	0.0%

## File : 24 Tripura

### # T\_HIRED: TOTAL OF HIRED

Value	Label	Cases	Percentage
00199		1	0.0%
00200		4	0.0%
00202		1	0.0%
00204		1	0.0%
00205		1	0.0%
00208		1	0.0%
00215		2	0.0%
00218		1	0.0%
00219		1	0.0%
00220		2	0.0%
00226		1	0.0%
00237		1	0.0%
00248		1	0.0%
00258		1	0.0%
00267		1	0.0%
00272		1	0.0%
00274		1	0.0%
00278		1	0.0%
00279		1	0.0%
00285		1	0.0%
00289		1	0.0%
00303		1	0.0%
00310		1	0.0%
00312		1	0.0%
00350		1	0.0%
00370		1	0.0%
00408		1	0.0%
00409		1	0.0%
00424		1	0.0%
00508		1	0.0%
00509		1	0.0%
00700		1	0.0%
00788		1	0.0%
00887		1	0.0%
01639		1	0.0%
01700		1	0.0%

*Warning: these figures indicate the number of cases found in the data file. They cannot be interpreted as summary statistics of the population of interest.*

### # REMAKS: REMARKS

<b>Information</b>	[Type= discrete] [Format=character] [Missing=*]		
<b>Statistics [NW/ W]</b>	[Valid=104427 /-] [Invalid=0 /-]		
Value	Label	Cases	Percentage
000		94519	90.5%
001		207	0.2%

## File : 24 Tripura

### # REMAKS: REMARKS

Value	Label	Cases	Percentage
002		2096	2.0%
007		19	0.0%
011		69	0.1%
012		41	0.0%
014		27	0.0%
015		99	0.1%
016		100	0.1%
019		40	0.0%
021		61	0.1%
024		10	0.0%
031		116	0.1%
039		290	0.3%
040		404	0.4%
042		39	0.0%
043		409	0.4%
048		85	0.1%
053		20	0.0%
054		118	0.1%
062		180	0.2%
064		212	0.2%
070		29	0.0%
080		107	0.1%
090		11	0.0%
093		55	0.1%
095		528	0.5%
102		120	0.1%
103		10	0.0%
107		273	0.3%
111		30	0.0%
113		101	0.1%
118		23	0.0%
131		313	0.3%
148		561	0.5%
155		19	0.0%
181		10	0.0%
191		9	0.0%
200		619	0.6%
205		10	0.0%
215		1	0.0%
249		237	0.2%
255		173	0.2%
263		42	0.0%
275		16	0.0%

## File : 24 Tripura

### # REMAKS: REMARKS

Value	Label	Cases	Percentage
287		94	0.1%
372		53	0.1%
388		14	0.0%
430		120	0.1%
441		75	0.1%
479		68	0.1%
569		108	0.1%
650		1225	1.2%
706		212	0.2%

Warning: these figures indicate the number of cases found in the data file. They cannot be interpreted as summary statistics of the population of interest.

### # TYPE\_ENTERP: TYPE OF ENTERPRISE

<b>Information</b>	[Type= discrete] [Format=character] [Missing=*]
<b>Statistics [NW/ W]</b>	[Valid=104427 /-] [Invalid=0 /-]

Value	Label	Cases	Percentage
1		78325	75.0%
2		21635	20.7%
3		4467	4.3%

Warning: these figures indicate the number of cases found in the data file. They cannot be interpreted as summary statistics of the population of interest.

### # MAJOR\_ACT: MAJOR ACTIVITY CODE

<b>Information</b>	[Type= discrete] [Format=character] [Missing=*]
<b>Statistics [NW/ W]</b>	[Valid=104427 /-] [Invalid=0 /-]

Value	Label	Cases	Percentage
01		1322	1.3%
02		1508	1.4%
04		14	0.0%
05		16423	15.7%
06		239	0.2%
07		603	0.6%
08		1559	1.5%
09		45838	43.9%
10		5650	5.4%
11		4645	4.4%
12		223	0.2%
13		505	0.5%
14		963	0.9%
15		24935	23.9%

Warning: these figures indicate the number of cases found in the data file. They cannot be interpreted as summary statistics of the population of interest.

### # SIZE\_EMP1: SIZE OF EMPLOYMENT CODE-

<b>Information</b>	[Type= discrete] [Format=character] [Missing=*]
<b>Statistics [NW/ W]</b>	[Valid=104427 /-] [Invalid=0 /-]

## File : 24 Tripura

### # SIZE\_EMP1: SIZE OF EMPLOYMENT CODE-

Value	Label	Cases	Percentage
1	Employee size 0 to 1	65929	63.1%
2	Employee size 2	22552	21.6%
3	Employee size 3	6732	6.4%
4	Employee size 4	2836	2.7%
5	Employee size 5	1489	1.4%
6	Employee size 6 to 9	1959	1.9%
7	Employee size >9	2930	2.8%

Warning: these figures indicate the number of cases found in the data file. They cannot be interpreted as summary statistics of the population of interest.

### # SIZE\_EMP2: SIZE OF EMPLOYMENT CODE-

<b>Information</b>	[Type= discrete] [Format=character] [Missing=*]
<b>Statistics [NW/ W]</b>	[Valid=104427 /-] [Invalid=0 /-]

Value	Label	Cases	Percentage
01	Employee size 0 to 1	65929	63.1%
02	Employee size 2	22552	21.6%
03	Employee size 3	6732	6.4%
04	Employee size 4	2836	2.7%
05	Employee size 5	1489	1.4%
07	Employee size 6 to 9	1959	1.9%
08	Employee size 10 to 14	911	0.9%
09	Employee size 15 to 19	484	0.5%
10	Employee size 20 to 24	324	0.3%
11	Employee size 25 to 49	709	0.7%
12	Employee size 50 to 99	333	0.3%
13	Employee size 100 to 199	129	0.1%
14	Employee size 200 to 499	33	0.0%
15	Employee size >=500	7	0.0%

Warning: these figures indicate the number of cases found in the data file. They cannot be interpreted as summary statistics of the population of interest.

### # FITTER: FILLER

<b>Information</b>	[Type= discrete] [Format=character] [Missing=*]
<b>Statistics [NW/ W]</b>	[Valid=104427 /-] [Invalid=0 /-]

Value	Label	Cases	Percentage
0		104427	100.0%

Warning: these figures indicate the number of cases found in the data file. They cannot be interpreted as summary statistics of the population of interest.

## File : 25 UP

### # FILE\_ID: FILE-ID

**Information** [Type= discrete] [Format=character] [Missing=\*]

**Statistics [NW/ W]** [Valid=2827513 /-] [Invalid=0 /-]

Value	Label	Cases	Percentage
EC98AD		2827513	100.0%

*Warning: these figures indicate the number of cases found in the data file. They cannot be interpreted as summary statistics of the population of interest.*

### # ID\_NO: IDENTIFICATION NO (ID NO)

**Information** [Type= discrete] [Format=character] [Missing=\*]

**Statistics [NW/ W]** [Valid=2827513 /-] [Invalid=0 /-]

### # ST: STATE CODE

**Information** [Type= discrete] [Format=character] [Missing=\*]

**Statistics [NW/ W]** [Valid=2827513 /-] [Invalid=0 /-]

Value	Label	Cases	Percentage
25	Uttar Pradesh	2827513	100.0%

*Warning: these figures indicate the number of cases found in the data file. They cannot be interpreted as summary statistics of the population of interest.*

### # DT: DISTRICT CODE

**Information** [Type= discrete] [Format=character] [Missing=\*]

**Statistics [NW/ W]** [Valid=2827513 /-] [Invalid=0 /-]

Value	Label	Cases	Percentage
09	BIJNOR	62492	2.2%
10	MORADABAD	67113	2.4%
11	RAMPUR	42161	1.5%
12	SHARANPUR	68020	2.4%
14	MUZAFFR NAGAR	93019	3.3%
15	MEERUT	83599	3.0%
16	GHAZIABAD	55009	1.9%
17	BULANDSHAHAR	61168	2.2%
18	ALIGARH	56460	2.0%
19	MATHURA	37624	1.3%
20	AGRA	81250	2.9%
21	FIROZABAD	36809	1.3%
22	ETAH	41637	1.5%
23	MAIN PURI	18955	0.7%
24	BUDAYUN	53866	1.9%
25	BAREILLY	71739	2.5%
26	PILLIBHIT	30484	1.1%
27	SHAJANPUR	31824	1.1%
28	KHERI	35660	1.3%
29	SITAPUR	51418	1.8%
30	HARDOI	44518	1.6%
31	UNNAO	33186	1.2%
32	LUCKNOW	126326	4.5%
33	RAEBARELI	48360	1.7%

## File : 25 UP

### # DT: DISTRICT CODE

Value	Label	Cases	Percentage
34	FARUKABAD	25031	0.9%
35	ETAWAH	24167	0.9%
36	KANPUR(RURAL)	23053	0.8%
37	KANPUR(URBAN)	98229	3.5%
38	JALAUN	28080	1.0%
39	JHANSI	36717	1.3%
40	LALITPUR	17966	0.6%
41	HAMIRPUR	19470	0.7%
42	BANDA	21883	0.8%
43	FATEPUR	46452	1.6%
44	PRATAPGARH	31777	1.1%
45	ALLAHABAD	73748	2.6%
46	BAHRAICH	29336	1.0%
47	GONDA	27970	1.0%
48	BARABANKI	42867	1.5%
49	FAIZABAD	25978	0.9%
50	SULTANPUR	38675	1.4%
51	SIDHARTHANAGAR	24327	0.9%
52	MAHARAJGANJ	32986	1.2%
53	BASTI	26230	0.9%
54	GORAKHPUR	65451	2.3%
55	DEORIA	40890	1.4%
56	MAU	46783	1.7%
57	AZAMGARH	56269	2.0%
58	JAUNPUR	60539	2.1%
59	BALLIA	33341	1.2%
60	GAJIPUR	48135	1.7%
61	VARANASI	84440	3.0%
62	MIRZAPUR	33890	1.2%
63	SONBHADRA	16952	0.6%
64	SANTRAVIDAS NAGAR	16671	0.6%
65	KUSHI NAGAR	38387	1.4%
66	MAHOBA	15856	0.6%
67	AMBEDKAR NAGAR	22550	0.8%
69	KAUSHAMBI	13490	0.5%
70	JYOTIBA FULLENAGAR	30668	1.1%
71	GAUTAMBUDH NAGAR	25235	0.9%
72	MAHAMAYA NAGAR	18980	0.7%
73	CHATRIPOATI SAHUJI MAHRAJ NAGAR	7412	0.3%
74	CHANDOLI	19184	0.7%
75	SRAVASTI	10441	0.4%
76	BALRAMPUR	18260	0.6%
77	SANTKABIR NAGAR	14873	0.5%



## File : 25 UP

### # DT: DISTRICT CODE

Value	Label	Cases	Percentage
80	BAGPAT	26174	0.9%
81	KANNAUJ	18706	0.7%
82	AURAIYA	16297	0.6%

*Warning: these figures indicate the number of cases found in the data file. They cannot be interpreted as summary statistics of the population of interest.*

### # TEH: TEHSIL CODE

<b>Information</b>	[Type= discrete] [Format=character] [Missing=*]
--------------------	---

<b>Statistics [NW/ W]</b>	[Valid=2827513 /-] [Invalid=0 /-]
---------------------------	-----------------------------------

Value	Label	Cases	Percentage
000		1121189	39.7%
001		422267	14.9%
002		413398	14.6%
003		332707	11.8%
004		252496	8.9%
005		141394	5.0%
006		78119	2.8%
007		21290	0.8%
008		3350	0.1%
009		6380	0.2%
010		3490	0.1%
011		3991	0.1%
012		117	0.0%
013		912	0.0%
014		1216	0.0%
015		961	0.0%
016		48	0.0%
017		2578	0.1%
018		8638	0.3%
019		298	0.0%
020		170	0.0%
022		5	0.0%
025		1445	0.1%
027		544	0.0%
030		14	0.0%
031		763	0.0%
032		1211	0.0%
033		19	0.0%
037		1	0.0%
038		14	0.0%
045		2022	0.1%
046		2977	0.1%
048		200	0.0%
064		333	0.0%
066		48	0.0%

## File : 25 UP

### # TEH: TEHSIL CODE

Value	Label	Cases	Percentage
068		41	0.0%
077		408	0.0%
092		1	0.0%
100		9	0.0%
170		1	0.0%
199		16	0.0%
200		40	0.0%
201		560	0.0%
210		2	0.0%
212		1687	0.1%
225		1	0.0%
252		4	0.0%
290		1	0.0%
306		1	0.0%
515		1	0.0%
518		1	0.0%
540		1	0.0%
603		128	0.0%
609		2	0.0%
659		1	0.0%
710		2	0.0%

*Warning: these figures indicate the number of cases found in the data file. They cannot be interpreted as summary statistics of the population of interest.*

### # CD\_BLOCK: CD BLOCK

**Information** [Type= discrete] [Format=character] [Missing=\*]

**Statistics [NW/ W]** [Valid=2827513 /-] [Invalid=0 /-]

Value	Label	Cases	Percentage
00		1362769	48.2%
01		143097	5.1%
02		130226	4.6%
03		129927	4.6%
04		132038	4.7%
05		117565	4.2%
06		113540	4.0%
07		115362	4.1%
08		93984	3.3%
09		83419	3.0%
10		67803	2.4%
11		68399	2.4%
12		53688	1.9%
13		43897	1.6%
14		40285	1.4%
15		32753	1.2%
16		25173	0.9%

## File : 25 UP

### # CD\_BLOCK: CD BLOCK

Value	Label	Cases	Percentage
17		14115	0.5%
18		16305	0.6%
19		13625	0.5%
20		7804	0.3%
21		6457	0.2%
22		2679	0.1%
23		41	0.0%
25		953	0.0%
26		178	0.0%
27		7	0.0%
29		230	0.0%
30		6	0.0%
37		2087	0.1%
38		91	0.0%
40		732	0.0%
50		1399	0.0%
52		1	0.0%
55		2	0.0%
60		4	0.0%
61		1	0.0%
62		62	0.0%
69		117	0.0%
70		1592	0.1%
71		1	0.0%
78		1	0.0%
79		5	0.0%
80		149	0.0%
81		1381	0.0%
88		2	0.0%
90		1256	0.0%
91		1411	0.0%
92		432	0.0%
95		1	0.0%
99		461	0.0%

Warning: these figures indicate the number of cases found in the data file. They cannot be interpreted as summary statistics of the population of interest.

### # SECTOR: SECTOR CODE

<b>Information</b>	[Type= discrete] [Format=character] [Missing=*]		
<b>Statistics [NW/ W]</b>	[Valid=2827513 /-] [Invalid=0 /-]		
Value	Label	Cases	Percentage
0		2	0.0%
1	Rural	1359771	48.1%
2	Urban	1467740	51.9%

Warning: these figures indicate the number of cases found in the data file. They cannot be interpreted as summary statistics of the population of interest.

# File : 25 UP

## # V\_C: VILLAGE CODE

**Information** [Type= discrete] [Format=character] [Missing=\*]

**Statistics [NW/ W]** [Valid=2827513 /-] [Invalid=0 /-]

Value	Label	Cases	Percentage
000		43	0.0%
001		5684	0.2%
002		5890	0.2%
003		5202	0.2%
004		5012	0.2%
005		4246	0.2%
006		4710	0.2%
007		4979	0.2%
008		4511	0.2%
009		5086	0.2%
010		4109	0.1%
011		4357	0.2%
012		3770	0.1%
013		4926	0.2%
014		3771	0.1%
015		15785	0.6%
016		5293	0.2%
017		118599	4.2%
018		49289	1.7%
019		3840	0.1%
020		4114	0.1%
021		4208	0.1%
022		3780	0.1%
023		4516	0.2%
024		5136	0.2%
025		141728	5.0%
026		8549	0.3%
027		33532	1.2%
028		43785	1.5%
029		5507	0.2%
030		3609	0.1%
031		4503	0.2%
032		4245	0.2%
033		4768	0.2%
034		5060	0.2%
035		49275	1.7%
036		4687	0.2%
037		50343	1.8%
038		40585	1.4%
039		5058	0.2%
040		4264	0.2%

# File : 25 UP

## # V\_C: VILLAGE CODE

Value	Label	Cases	Percentage
041		4473	0.2%
042		4008	0.1%
043		4792	0.2%
044		4730	0.2%
045		16896	0.6%
046		51375	1.8%
047		62177	2.2%
048		67513	2.4%
049		4519	0.2%
050		4186	0.1%
051		4938	0.2%
052		3604	0.1%
053		5330	0.2%
054		5181	0.2%
055		21925	0.8%
056		115375	4.1%
057		82495	2.9%
058		27372	1.0%
059		3594	0.1%
060		4432	0.2%
061		4276	0.2%
062		4516	0.2%
063		4517	0.2%
064		7035	0.2%
065		33967	1.2%
066		6448	0.2%
067		28114	1.0%
068		31584	1.1%
069		3771	0.1%
070		3752	0.1%
071		3623	0.1%
072		4003	0.1%
073		5061	0.2%
074		4912	0.2%
075		19968	0.7%
076		9002	0.3%
077		14553	0.5%
078		31979	1.1%
079		4243	0.2%
080		5360	0.2%
081		4028	0.1%
082		3625	0.1%
083		3854	0.1%

# File : 25 UP

## # V\_C: VILLAGE CODE

Value	Label	Cases	Percentage
084		5030	0.2%
085		18896	0.7%
086		12697	0.4%
087		40167	1.4%
088		42067	1.5%
089		4257	0.2%
090		5017	0.2%
091		3687	0.1%
092		3086	0.1%
093		4470	0.2%
094		6233	0.2%
095		19115	0.7%
096		38758	1.4%
097		51638	1.8%
098		19721	0.7%
099		3367	0.1%
100		3814	0.1%
101		3593	0.1%
102		3270	0.1%
103		3849	0.1%
104		3514	0.1%
105		9566	0.3%
106		13539	0.5%
107		21028	0.7%
108		10851	0.4%
109		3447	0.1%
110		4700	0.2%
111		4962	0.2%
112		4447	0.2%
113		3796	0.1%
114		3154	0.1%
115		9237	0.3%
116		5913	0.2%
117		26196	0.9%
118		12089	0.4%
119		4501	0.2%
120		4610	0.2%
121		4188	0.1%
122		3894	0.1%
123		3644	0.1%
124		3702	0.1%
125		5017	0.2%
126		3547	0.1%

# File : 25 UP

## # V\_C: VILLAGE CODE

Value	Label	Cases	Percentage
127		12020	0.4%
128		18997	0.7%
129		3880	0.1%
130		3803	0.1%
131		4702	0.2%
132		3954	0.1%
133		3648	0.1%
134		4463	0.2%
135		6240	0.2%
136		2638	0.1%
137		6304	0.2%
138		10964	0.4%
139		6109	0.2%
140		4802	0.2%
141		3435	0.1%
142		3279	0.1%
143		3541	0.1%
144		6055	0.2%
145		4132	0.1%
146		3601	0.1%
147		26484	0.9%
148		5132	0.2%
149		3116	0.1%
150		3598	0.1%
151		4142	0.1%
152		3302	0.1%
153		3914	0.1%
154		3550	0.1%
155		6041	0.2%
156		3459	0.1%
157		11014	0.4%
158		6072	0.2%
159		3608	0.1%
160		3509	0.1%
161		3915	0.1%
162		3485	0.1%
163		3197	0.1%
164		3116	0.1%
165		3669	0.1%
166		3637	0.1%
167		5681	0.2%
168		17009	0.6%
169		3016	0.1%

**File : 25 UP**

**# V\_C: VILLAGE CODE**

Value	Label	Cases	Percentage
170		4233	0.1%
171		3391	0.1%
172		3097	0.1%
173		3550	0.1%
174		3059	0.1%
175		2989	0.1%
176		3020	0.1%
177		6738	0.2%
178		10095	0.4%
179		2926	0.1%
180		3192	0.1%
181		2897	0.1%
182		4156	0.1%
183		3687	0.1%
184		3798	0.1%
185		5759	0.2%
186		2712	0.1%
187		4960	0.2%
188		11867	0.4%
189		3843	0.1%
190		3364	0.1%
191		3201	0.1%
192		2820	0.1%
193		3215	0.1%
194		3295	0.1%
195		3751	0.1%
196		3686	0.1%
197		5897	0.2%
198		3768	0.1%
199		2834	0.1%
200		2796	0.1%
201		3608	0.1%
202		2514	0.1%
203		2473	0.1%
204		3626	0.1%
205		3494	0.1%
206		3251	0.1%
207		6943	0.2%
208		3249	0.1%
209		3542	0.1%
210		3090	0.1%
211		2273	0.1%
212		2656	0.1%



**File : 25 UP****# V\_C: VILLAGE CODE**

<b>Value</b>	<b>Label</b>	<b>Cases</b>	<b>Percentage</b>
213		2254	0.1%
214		2494	0.1%
215		2325	0.1%
216		2641	0.1%
217		2319	0.1%
218		3300	0.1%
219		2328	0.1%
220		2984	0.1%
221		2456	0.1%
222		2475	0.1%
223		2672	0.1%
224		3297	0.1%
225		3013	0.1%
226		2765	0.1%
227		2542	0.1%
228		2759	0.1%
229		3762	0.1%
230		2982	0.1%
231		2131	0.1%
232		4972	0.2%
233		3385	0.1%
234		2660	0.1%
235		2632	0.1%
236		3133	0.1%
237		2743	0.1%
238		2767	0.1%
239		2892	0.1%
240		3168	0.1%
241		2273	0.1%
242		2214	0.1%
243		2176	0.1%
244		2190	0.1%
245		2334	0.1%
246		2130	0.1%
247		2130	0.1%
248		2077	0.1%
249		2359	0.1%
250		2363	0.1%
251		1576	0.1%
252		2189	0.1%
253		2850	0.1%
254		2039	0.1%
255		2136	0.1%

# File : 25 UP

## # V\_C: VILLAGE CODE

Value	Label	Cases	Percentage
256		2722	0.1%
257		1835	0.1%
258		2629	0.1%
259		2495	0.1%
260		1650	0.1%
261		2324	0.1%
262		2583	0.1%
263		3119	0.1%
264		1871	0.1%
265		1835	0.1%
266		1922	0.1%
267		1902	0.1%
268		2009	0.1%
269		2630	0.1%
270		1545	0.1%
271		2268	0.1%
272		1896	0.1%
273		2046	0.1%
274		1977	0.1%
275		2252	0.1%
276		2078	0.1%
277		1981	0.1%
278		2275	0.1%
279		2126	0.1%
280		1513	0.1%
281		1962	0.1%
282		2233	0.1%
283		1374	0.0%
284		1752	0.1%
285		1815	0.1%
286		2102	0.1%
287		1967	0.1%
288		1979	0.1%
289		2572	0.1%
290		1616	0.1%
291		1934	0.1%
292		2129	0.1%
293		1560	0.1%
294		1714	0.1%
295		1842	0.1%
296		1721	0.1%
297		1396	0.0%
298		1639	0.1%

## File : 25 UP

### # V\_C: VILLAGE CODE

Value	Label	Cases	Percentage
299		1517	0.1%
300		2184	0.1%
301		1614	0.1%
302		2349	0.1%
303		1583	0.1%
304		2525	0.1%
305		2400	0.1%
306		1540	0.1%
307		1783	0.1%
308		1471	0.1%
309		2145	0.1%
310		2180	0.1%
311		1665	0.1%
312		1474	0.1%
313		1744	0.1%
314		1799	0.1%
315		1700	0.1%
316		1885	0.1%
317		1619	0.1%
318		1742	0.1%
319		1853	0.1%
320		2272	0.1%
321		1352	0.0%
322		1352	0.0%
323		1723	0.1%
324		1967	0.1%
325		1254	0.0%
326		1937	0.1%
327		1504	0.1%
328		1783	0.1%
329		1266	0.0%
330		2021	0.1%
331		1552	0.1%
332		1301	0.0%
333		2002	0.1%
334		1461	0.1%
335		3020	0.1%
336		2095	0.1%
337		1715	0.1%
338		2172	0.1%
339		1610	0.1%
340		1320	0.0%
341		2730	0.1%

**File : 25 UP****# V\_C: VILLAGE CODE**

<b>Value</b>	<b>Label</b>	<b>Cases</b>	<b>Percentage</b>
342		1806	0.1%
343		1775	0.1%
344		1259	0.0%
345		1649	0.1%
346		1964	0.1%
347		1163	0.0%
348		1691	0.1%
349		952	0.0%
350		1175	0.0%
351		1107	0.0%
352		1232	0.0%
353		1305	0.0%
354		1757	0.1%
355		1194	0.0%
356		2581	0.1%
357		1339	0.0%
358		1280	0.0%
359		1604	0.1%
360		1151	0.0%
361		1300	0.0%
362		1410	0.0%
363		1040	0.0%
364		1406	0.0%
365		1091	0.0%
366		896	0.0%
367		1413	0.0%
368		1138	0.0%
369		1498	0.1%
370		1049	0.0%
371		1365	0.0%
372		985	0.0%
373		1589	0.1%
374		1359	0.0%
375		830	0.0%
376		1013	0.0%
377		1101	0.0%
378		1646	0.1%
379		1270	0.0%
380		1590	0.1%
381		1198	0.0%
382		1202	0.0%
383		1769	0.1%
384		855	0.0%

## File : 25 UP

### # V\_C: VILLAGE CODE

Value	Label	Cases	Percentage
385		1243	0.0%
386		649	0.0%
387		1148	0.0%
388		1158	0.0%
389		1485	0.1%
390		943	0.0%
391		773	0.0%
392		1401	0.0%
393		951	0.0%
394		1811	0.1%
395		1223	0.0%
396		1259	0.0%
397		1502	0.1%
398		1161	0.0%
399		1129	0.0%
400		1043	0.0%
401		1901	0.1%
402		1638	0.1%
403		1447	0.1%
404		787	0.0%
405		1010	0.0%
406		763	0.0%
407		1135	0.0%
408		726	0.0%
409		1100	0.0%
410		1175	0.0%
411		1554	0.1%
412		778	0.0%
413		707	0.0%
414		731	0.0%
415		1091	0.0%
416		891	0.0%
417		1184	0.0%
418		1302	0.0%
419		957	0.0%
420		1959	0.1%
421		669	0.0%
422		1747	0.1%
423		1195	0.0%
424		735	0.0%
425		974	0.0%
426		750	0.0%
427		610	0.0%

**File : 25 UP****# V\_C: VILLAGE CODE**

<b>Value</b>	<b>Label</b>	<b>Cases</b>	<b>Percentage</b>
428		726	0.0%
429		749	0.0%
430		793	0.0%
431		1366	0.0%
432		1316	0.0%
433		1181	0.0%
434		595	0.0%
435		578	0.0%
436		796	0.0%
437		988	0.0%
438		1511	0.1%
439		445	0.0%
440		517	0.0%
441		778	0.0%
442		684	0.0%
443		1103	0.0%
444		907	0.0%
445		885	0.0%
446		713	0.0%
447		694	0.0%
448		1121	0.0%
449		466	0.0%
450		392	0.0%
451		568	0.0%
452		527	0.0%
453		813	0.0%
454		914	0.0%
455		1117	0.0%
456		876	0.0%
457		743	0.0%
458		545	0.0%
459		1123	0.0%
460		781	0.0%
461		616	0.0%
462		725	0.0%
463		709	0.0%
464		963	0.0%
465		975	0.0%
466		416	0.0%
467		499	0.0%
468		780	0.0%
469		982	0.0%
470		673	0.0%

**File : 25 UP****# V\_C: VILLAGE CODE**

<b>Value</b>	<b>Label</b>	<b>Cases</b>	<b>Percentage</b>
471		1121	0.0%
472		819	0.0%
473		603	0.0%
474		721	0.0%
475		857	0.0%
476		555	0.0%
477		510	0.0%
478		778	0.0%
479		417	0.0%
480		750	0.0%
481		1106	0.0%
482		1287	0.0%
483		429	0.0%
484		863	0.0%
485		850	0.0%
486		944	0.0%
487		439	0.0%
488		384	0.0%
489		446	0.0%
490		464	0.0%
491		594	0.0%
492		553	0.0%
493		737	0.0%
494		325	0.0%
495		365	0.0%
496		379	0.0%
497		621	0.0%
498		536	0.0%
499		1086	0.0%
500		481	0.0%
501		763	0.0%
502		679	0.0%
503		398	0.0%
504		387	0.0%
505		455	0.0%
506		472	0.0%
507		788	0.0%
508		367	0.0%
509		814	0.0%
510		697	0.0%
511		565	0.0%
512		523	0.0%
513		740	0.0%

**File : 25 UP****# V\_C: VILLAGE CODE**

<b>Value</b>	<b>Label</b>	<b>Cases</b>	<b>Percentage</b>
514		445	0.0%
515		478	0.0%
516		334	0.0%
517		566	0.0%
518		576	0.0%
519		842	0.0%
520		307	0.0%
521		478	0.0%
522		244	0.0%
523		479	0.0%
524		411	0.0%
525		233	0.0%
526		290	0.0%
527		285	0.0%
528		379	0.0%
529		428	0.0%
530		536	0.0%
531		513	0.0%
532		1417	0.1%
533		374	0.0%
534		510	0.0%
535		349	0.0%
536		317	0.0%
537		264	0.0%
538		487	0.0%
539		460	0.0%
540		615	0.0%
541		308	0.0%
542		266	0.0%
543		565	0.0%
544		463	0.0%
545		831	0.0%
546		231	0.0%
547		707	0.0%
548		364	0.0%
549		271	0.0%
550		282	0.0%
551		265	0.0%
552		220	0.0%
553		379	0.0%
554		235	0.0%
555		216	0.0%
556		211	0.0%



**File : 25 UP****# V\_C: VILLAGE CODE**

<b>Value</b>	<b>Label</b>	<b>Cases</b>	<b>Percentage</b>
557		448	0.0%
558		713	0.0%
559		441	0.0%
560		291	0.0%
561		278	0.0%
562		479	0.0%
563		662	0.0%
564		404	0.0%
565		271	0.0%
566		271	0.0%
567		170	0.0%
568		439	0.0%
569		297	0.0%
570		291	0.0%
571		214	0.0%
572		138	0.0%
573		304	0.0%
574		247	0.0%
575		445	0.0%
576		191	0.0%
577		257	0.0%
578		197	0.0%
579		180	0.0%
580		319	0.0%
581		305	0.0%
582		207	0.0%
583		261	0.0%
584		118	0.0%
585		215	0.0%
586		277	0.0%
587		246	0.0%
588		308	0.0%
589		258	0.0%
590		211	0.0%
591		293	0.0%
592		275	0.0%
593		408	0.0%
594		117	0.0%
595		345	0.0%
596		306	0.0%
597		249	0.0%
598		602	0.0%
599		165	0.0%

**File : 25 UP****# V\_C: VILLAGE CODE**

<b>Value</b>	<b>Label</b>	<b>Cases</b>	<b>Percentage</b>
600		121	0.0%
601		196	0.0%
602		207	0.0%
603		304	0.0%
604		247	0.0%
605		665	0.0%
606		142	0.0%
607		419	0.0%
608		289	0.0%
609		289	0.0%
610		245	0.0%
611		138	0.0%
612		138	0.0%
613		525	0.0%
614		297	0.0%
615		151	0.0%
616		139	0.0%
617		247	0.0%
618		340	0.0%
619		366	0.0%
620		295	0.0%
621		205	0.0%
622		150	0.0%
623		276	0.0%
624		300	0.0%
625		153	0.0%
626		138	0.0%
627		225	0.0%
628		200	0.0%
629		367	0.0%
630		319	0.0%
631		248	0.0%
632		156	0.0%
633		265	0.0%
634		432	0.0%
635		253	0.0%
636		319	0.0%
637		130	0.0%
638		196	0.0%
639		537	0.0%
640		146	0.0%
641		115	0.0%
642		229	0.0%

**File : 25 UP****# V\_C: VILLAGE CODE**

<b>Value</b>	<b>Label</b>	<b>Cases</b>	<b>Percentage</b>
643		143	0.0%
644		330	0.0%
645		164	0.0%
646		509	0.0%
647		268	0.0%
648		88	0.0%
649		152	0.0%
650		168	0.0%
651		181	0.0%
652		293	0.0%
653		152	0.0%
654		65	0.0%
655		97	0.0%
656		132	0.0%
657		102	0.0%
658		182	0.0%
659		117	0.0%
660		78	0.0%
661		240	0.0%
662		509	0.0%
663		444	0.0%
664		117	0.0%
665		186	0.0%
666		123	0.0%
667		334	0.0%
668		35	0.0%
669		189	0.0%
670		266	0.0%
671		120	0.0%
672		227	0.0%
673		120	0.0%
674		72	0.0%
675		143	0.0%
676		342	0.0%
677		322	0.0%
678		184	0.0%
679		170	0.0%
680		181	0.0%
681		188	0.0%
682		97	0.0%
683		27	0.0%
684		161	0.0%
685		122	0.0%

**File : 25 UP**

**# V\_C: VILLAGE CODE**

<b>Value</b>	<b>Label</b>	<b>Cases</b>	<b>Percentage</b>
686		90	0.0%
687		75	0.0%
688		259	0.0%
689		98	0.0%
690		111	0.0%
691		68	0.0%
692		163	0.0%
693		157	0.0%
694		98	0.0%
695		137	0.0%
696		114	0.0%
697		176	0.0%
698		99	0.0%
699		130	0.0%
700		136	0.0%
701		83	0.0%
702		124	0.0%
703		46	0.0%
704		68	0.0%
705		70	0.0%
706		174	0.0%
707		223	0.0%
708		133	0.0%
709		83	0.0%
710		311	0.0%
711		134	0.0%
712		83	0.0%
713		94	0.0%
714		84	0.0%
715		244	0.0%
716		196	0.0%
717		118	0.0%
718		81	0.0%
719		75	0.0%
720		61	0.0%
721		135	0.0%
722		125	0.0%
723		142	0.0%
724		226	0.0%
725		234	0.0%
726		116	0.0%
727		118	0.0%
728		40	0.0%

**File : 25 UP****# V\_C: VILLAGE CODE**

<b>Value</b>	<b>Label</b>	<b>Cases</b>	<b>Percentage</b>
729		356	0.0%
730		516	0.0%
731		19	0.0%
732		72	0.0%
733		36	0.0%
734		112	0.0%
735		47	0.0%
736		44	0.0%
737		56	0.0%
738		49	0.0%
739		32	0.0%
740		293	0.0%
741		158	0.0%
742		119	0.0%
743		94	0.0%
744		130	0.0%
745		165	0.0%
746		91	0.0%
747		113	0.0%
748		65	0.0%
749		32	0.0%
750		25	0.0%
751		15	0.0%
752		77	0.0%
753		43	0.0%
754		42	0.0%
755		54	0.0%
756		17	0.0%
757		141	0.0%
758		196	0.0%
759		7	0.0%
760		40	0.0%
761		230	0.0%
762		62	0.0%
763		11	0.0%
764		65	0.0%
765		35	0.0%
766		103	0.0%
767		70	0.0%
768		100	0.0%
769		42	0.0%
770		64	0.0%
771		201	0.0%

**File : 25 UP****# V\_C: VILLAGE CODE**

<b>Value</b>	<b>Label</b>	<b>Cases</b>	<b>Percentage</b>
772		32	0.0%
773		144	0.0%
774		48	0.0%
775		37	0.0%
776		43	0.0%
777		10	0.0%
778		35	0.0%
779		37	0.0%
780		17	0.0%
781		42	0.0%
782		43	0.0%
783		33	0.0%
784		40	0.0%
785		35	0.0%
786		29	0.0%
787		30	0.0%
788		92	0.0%
789		22	0.0%
790		148	0.0%
791		25	0.0%
792		107	0.0%
793		44	0.0%
794		17	0.0%
795		22	0.0%
796		24	0.0%
797		42	0.0%
798		46	0.0%
799		70	0.0%
800		64	0.0%
801		25	0.0%
802		135	0.0%
803		40	0.0%
804		18	0.0%
805		61	0.0%
806		113	0.0%
807		27	0.0%
808		9	0.0%
809		14	0.0%
810		82	0.0%
811		68	0.0%
812		64	0.0%
813		152	0.0%
814		112	0.0%

**File : 25 UP****# V\_C: VILLAGE CODE**

<b>Value</b>	<b>Label</b>	<b>Cases</b>	<b>Percentage</b>
815		293	0.0%
816		78	0.0%
817		40	0.0%
818		69	0.0%
819		16	0.0%
820		15	0.0%
821		60	0.0%
822		4	0.0%
823		119	0.0%
824		17	0.0%
825		13	0.0%
826		20	0.0%
827		27	0.0%
828		23	0.0%
829		68	0.0%
830		31	0.0%
831		8	0.0%
832		20	0.0%
833		20	0.0%
834		32	0.0%
835		97	0.0%
836		69	0.0%
838		3	0.0%
839		1	0.0%
840		20	0.0%
841		5	0.0%
842		45	0.0%
843		5	0.0%
844		51	0.0%
845		3	0.0%
846		24	0.0%
847		4	0.0%
848		11	0.0%
849		1	0.0%
850		53	0.0%
851		21	0.0%
852		52	0.0%
853		11	0.0%
854		155	0.0%
855		39	0.0%
856		3	0.0%
857		28	0.0%
858		44	0.0%

# File : 25 UP

## # V\_C: VILLAGE CODE

Value	Label	Cases	Percentage
859		12	0.0%
860		41	0.0%
861		2	0.0%
862		15	0.0%
863		8	0.0%
864		3	0.0%
865		21	0.0%
866		17	0.0%
867		9	0.0%
868		13	0.0%
869		13	0.0%
870		10	0.0%
871		1	0.0%
872		60	0.0%
873		64	0.0%
874		9	0.0%
875		22	0.0%
876		78	0.0%
877		92	0.0%
878		27	0.0%
879		18	0.0%
880		9	0.0%
881		7	0.0%
882		47	0.0%
883		14	0.0%
884		79	0.0%
885		35	0.0%
886		11	0.0%
887		3	0.0%
888		3	0.0%
890		6	0.0%
891		6	0.0%
892		2	0.0%
893		5	0.0%
894		47	0.0%
895		11	0.0%
896		9	0.0%
897		32	0.0%
898		30	0.0%
899		14	0.0%
900		26	0.0%
901		11	0.0%
902		11	0.0%



**File : 25 UP****# V\_C: VILLAGE CODE**

<b>Value</b>	<b>Label</b>	<b>Cases</b>	<b>Percentage</b>
903		4	0.0%
904		6	0.0%
905		5	0.0%
906		6	0.0%
907		59	0.0%
908		11	0.0%
909		2	0.0%
910		27	0.0%
911		6	0.0%
912		25	0.0%
913		9	0.0%
914		22	0.0%
915		29	0.0%
916		45	0.0%
917		1	0.0%
918		4	0.0%
919		58	0.0%
920		48	0.0%
921		31	0.0%
922		70	0.0%
923		13	0.0%
924		8	0.0%
925		15	0.0%
926		13	0.0%
927		43	0.0%
928		48	0.0%
929		45	0.0%
930		24	0.0%
931		12	0.0%
932		21	0.0%
933		28	0.0%
934		28	0.0%
935		16	0.0%
936		54	0.0%
937		1	0.0%
938		5	0.0%
939		278	0.0%
940		23	0.0%
941		2	0.0%
942		2	0.0%
943		8	0.0%
944		26	0.0%
945		1	0.0%

**File : 25 UP**

**# V\_C: VILLAGE CODE**

<b>Value</b>	<b>Label</b>	<b>Cases</b>	<b>Percentage</b>
946		4	0.0%
947		9	0.0%
948		116	0.0%
949		57	0.0%
950		59	0.0%
951		16	0.0%
952		15	0.0%
953		30	0.0%
954		34	0.0%
955		15	0.0%
956		63	0.0%
957		11	0.0%
958		6	0.0%
959		7	0.0%
960		14	0.0%
961		45	0.0%
962		151	0.0%
963		47	0.0%
964		20	0.0%
965		8	0.0%
966		11	0.0%
967		7	0.0%
968		36	0.0%
969		10	0.0%
971		4	0.0%
972		4	0.0%
973		7	0.0%
974		3	0.0%
975		3	0.0%
976		4	0.0%
977		5	0.0%
978		4	0.0%
979		1	0.0%
980		1	0.0%
981		5	0.0%
982		6	0.0%
983		1	0.0%
986		11	0.0%
988		7	0.0%
989		14	0.0%
990		26	0.0%
991		3	0.0%
992		8	0.0%

# File : 25 UP

## # V\_C: VILLAGE CODE

Value	Label	Cases	Percentage
993		6	0.0%
994		1	0.0%
996		6	0.0%
998		13	0.0%
999		5	0.0%

Warning: these figures indicate the number of cases found in the data file. They cannot be interpreted as summary statistics of the population of interest.

## # WARD: WARD CODE

**Information** [Type= discrete] [Format=character] [Missing=\*]

**Statistics [NW/ W]** [Valid=2827513 /-] [Invalid=0 /-]

Value	Label	Cases	Percentage
000		2083534	73.7%
001		66166	2.3%
002		36456	1.3%
003		28755	1.0%
004		30679	1.1%
005		37808	1.3%
006		37560	1.3%
007		42207	1.5%
008		40937	1.4%
009		26171	0.9%
010		17845	0.6%
011		21575	0.8%
012		19947	0.7%
013		20321	0.7%
014		18398	0.7%
015		17528	0.6%
016		15761	0.6%
017		15380	0.5%
018		13603	0.5%
019		13742	0.5%
020		16758	0.6%
021		13482	0.5%
022		11748	0.4%
023		12918	0.5%
024		13032	0.5%
025		13486	0.5%
026		5968	0.2%
027		4920	0.2%
028		8104	0.3%
029		8802	0.3%
030		9722	0.3%
031		4603	0.2%
032		4555	0.2%

# File : 25 UP

## # WARD: WARD CODE

Value	Label	Cases	Percentage
033		6486	0.2%
034		2553	0.1%
035		3918	0.1%
036		3955	0.1%
037		11013	0.4%
038		10691	0.4%
039		2586	0.1%
040		11784	0.4%
041		1235	0.0%
042		136	0.0%
043		2004	0.1%
044		185	0.0%
045		1251	0.0%
046		4198	0.1%
047		419	0.0%
048		1170	0.0%
049		214	0.0%
050		37	0.0%
051		322	0.0%
052		67	0.0%
053		28	0.0%
054		70	0.0%
055		214	0.0%
056		193	0.0%
057		39	0.0%
058		21	0.0%
059		41	0.0%
060		137	0.0%
061		30	0.0%
062		19	0.0%
063		47	0.0%
064		199	0.0%
065		345	0.0%
066		5	0.0%
067		12	0.0%
068		12	0.0%
069		10	0.0%
070		41	0.0%
071		14	0.0%
072		28	0.0%
073		14	0.0%
074		113	0.0%
075		21	0.0%

# File : 25 UP

## # WARD: WARD CODE

Value	Label	Cases	Percentage
076		603	0.0%
077		3	0.0%
078		14	0.0%
079		14	0.0%
080		7	0.0%
081		17	0.0%
082		25	0.0%
083		860	0.0%
084		48	0.0%
086		16	0.0%
087		53	0.0%
088		37	0.0%
089		27	0.0%
090		9	0.0%
096		20	0.0%
097		4	0.0%
098		2	0.0%
100		2130	0.1%
101		52	0.0%
102		96	0.0%
103		37	0.0%
104		10	0.0%
105		20	0.0%
106		250	0.0%
107		68	0.0%
108		40	0.0%
109		70	0.0%
110		439	0.0%
111		136	0.0%
112		259	0.0%
113		32	0.0%
114		10	0.0%
115		30	0.0%
116		14	0.0%
117		98	0.0%
118		69	0.0%
119		15	0.0%
120		964	0.0%
121		116	0.0%
122		42	0.0%
123		4	0.0%
124		43	0.0%
125		8	0.0%

# File : 25 UP

## # WARD: WARD CODE

Value	Label	Cases	Percentage
126		7	0.0%
127		4	0.0%
128		16	0.0%
130		113	0.0%
132		99	0.0%
134		11	0.0%
140		199	0.0%
141		327	0.0%
151		1	0.0%
153		23	0.0%
160		211	0.0%
161		36	0.0%
162		54	0.0%
163		3	0.0%
164		38	0.0%
177		21	0.0%
178		7	0.0%
180		63	0.0%
194		3	0.0%
198		18	0.0%
200		6222	0.2%
203		36	0.0%
207		1	0.0%
215		160	0.0%
218		915	0.0%
220		1	0.0%
221		9	0.0%
223		15	0.0%
224		11	0.0%
225		1	0.0%
226		18	0.0%
233		2	0.0%
234		45	0.0%
235		10	0.0%
251		1	0.0%
256		1	0.0%
276		1	0.0%
279		7	0.0%
280		3	0.0%
282		11	0.0%
288		4	0.0%
300		1281	0.0%
301		21	0.0%

**File : 25 UP**

**# WARD: WARD CODE**

<b>Value</b>	<b>Label</b>	<b>Cases</b>	<b>Percentage</b>
302		39	0.0%
303		16	0.0%
307		63	0.0%
308		44	0.0%
309		25	0.0%
313		21	0.0%
319		16	0.0%
320		62	0.0%
328		14	0.0%
334		27	0.0%
335		14	0.0%
336		10	0.0%
337		16	0.0%
338		5	0.0%
344		2	0.0%
346		2	0.0%
348		1	0.0%
351		1	0.0%
352		2	0.0%
357		2	0.0%
358		24	0.0%
359		2	0.0%
361		12	0.0%
363		1	0.0%
393		32	0.0%
400		982	0.0%
404		13	0.0%
405		8	0.0%
450		355	0.0%
500		1637	0.1%
501		79	0.0%
502		13	0.0%
503		23	0.0%
504		26	0.0%
505		31	0.0%
506		135	0.0%
507		88	0.0%
508		23	0.0%
509		45	0.0%
510		123	0.0%
511		314	0.0%
512		74	0.0%
513		144	0.0%

# File : 25 UP

## # WARD: WARD CODE

Value	Label	Cases	Percentage
514		12	0.0%
515		13	0.0%
516		18	0.0%
548		1	0.0%
552		13	0.0%
553		8	0.0%
554		14	0.0%
555		8	0.0%
564		756	0.0%
600		600	0.0%
604		1	0.0%
700		1034	0.0%
701		2	0.0%
718		2	0.0%
740		1	0.0%
800		3778	0.1%
808		10	0.0%
888		9	0.0%
892		1327	0.0%
900		150	0.0%
951		1	0.0%

*Warning: these figures indicate the number of cases found in the data file. They cannot be interpreted as summary statistics of the population of interest.*

## # IV\_UNIT: IV UNIT

**Information** [Type= discrete] [Format=character] [Missing=\*]

**Statistics [NW/ W]** [Valid=2827513 /-] [Invalid=0 /-]

Value	Label	Cases	Percentage
000		1339048	47.4%
001		531514	18.8%
002		169828	6.0%
003		86703	3.1%
004		71557	2.5%
005		49811	1.8%
006		32462	1.1%
007		30364	1.1%
008		25011	0.9%
009		24340	0.9%
010		23546	0.8%
011		18544	0.7%
012		15419	0.5%
013		11817	0.4%
014		11486	0.4%
015		10270	0.4%
016		12893	0.5%



## File : 25 UP

### # IV\_UNIT: IV UNIT

Value	Label	Cases	Percentage
017		11840	0.4%
018		10820	0.4%
019		13362	0.5%
020		6713	0.2%
021		6493	0.2%
022		9351	0.3%
023		8532	0.3%
024		5274	0.2%
025		7853	0.3%
026		6039	0.2%
027		8537	0.3%
028		7888	0.3%
029		5726	0.2%
030		7157	0.3%
031		7858	0.3%
032		6903	0.2%
033		4333	0.2%
034		5071	0.2%
035		4486	0.2%
036		5108	0.2%
037		5899	0.2%
038		6183	0.2%
039		3705	0.1%
040		5560	0.2%
041		4554	0.2%
042		6526	0.2%
043		6072	0.2%
044		3260	0.1%
045		3014	0.1%
046		5122	0.2%
047		3040	0.1%
048		4519	0.2%
049		2476	0.1%
050		3859	0.1%
051		3989	0.1%
052		3529	0.1%
053		2404	0.1%
054		2801	0.1%
055		2310	0.1%
056		3298	0.1%
057		2418	0.1%
058		2317	0.1%
059		2061	0.1%

**File : 25 UP**

**# IV\_UNIT: IV UNIT**

<b>Value</b>	<b>Label</b>	<b>Cases</b>	<b>Percentage</b>
060		2475	0.1%
061		1582	0.1%
062		2611	0.1%
063		1594	0.1%
064		3508	0.1%
065		3088	0.1%
066		1551	0.1%
067		1498	0.1%
068		1739	0.1%
069		2038	0.1%
070		5607	0.2%
071		1623	0.1%
072		1667	0.1%
073		1015	0.0%
074		929	0.0%
075		1506	0.1%
076		1317	0.0%
077		1348	0.0%
078		1074	0.0%
079		856	0.0%
080		1314	0.0%
081		911	0.0%
082		1399	0.0%
083		1291	0.0%
084		936	0.0%
085		936	0.0%
086		1373	0.0%
087		1682	0.1%
088		1419	0.1%
089		1826	0.1%
090		2025	0.1%
091		1910	0.1%
092		2766	0.1%
093		1493	0.1%
094		1107	0.0%
095		1028	0.0%
096		520	0.0%
097		416	0.0%
098		809	0.0%
099		557	0.0%
100		649	0.0%
101		1232	0.0%
102		665	0.0%

**File : 25 UP**

**# IV\_UNIT: IV UNIT**

<b>Value</b>	<b>Label</b>	<b>Cases</b>	<b>Percentage</b>
103		1106	0.0%
104		611	0.0%
105		1143	0.0%
106		2266	0.1%
107		1880	0.1%
108		1238	0.0%
109		865	0.0%
110		842	0.0%
111		2556	0.1%
112		1293	0.0%
113		1155	0.0%
114		1153	0.0%
115		1203	0.0%
116		1645	0.1%
117		2483	0.1%
118		1184	0.0%
119		1971	0.1%
120		1399	0.0%
121		758	0.0%
122		859	0.0%
123		1954	0.1%
124		1365	0.0%
125		1392	0.0%
126		1773	0.1%
127		614	0.0%
128		1548	0.1%
129		1057	0.0%
130		1136	0.0%
131		1916	0.1%
132		2106	0.1%
133		1447	0.1%
134		1194	0.0%
135		461	0.0%
136		729	0.0%
137		1188	0.0%
138		526	0.0%
139		491	0.0%
140		348	0.0%
141		1319	0.0%
142		45	0.0%
143		469	0.0%
144		463	0.0%
145		806	0.0%

**File : 25 UP**

**# IV\_UNIT: IV UNIT**

Value	Label	Cases	Percentage
146		504	0.0%
147		322	0.0%
148		53	0.0%
149		66	0.0%
150		57	0.0%
151		58	0.0%
152		92	0.0%
153		4	0.0%
154		1	0.0%
155		35	0.0%
156		4	0.0%
157		2	0.0%
158		3	0.0%
159		2	0.0%
160		2	0.0%
161		14	0.0%
162		60	0.0%
163		7	0.0%
164		13	0.0%
165		8	0.0%
166		3	0.0%
167		3	0.0%
168		9	0.0%
169		6	0.0%
171		2	0.0%
173		1	0.0%
174		4	0.0%
175		1	0.0%
176		2	0.0%
177		4	0.0%
178		9	0.0%
179		9	0.0%
180		18	0.0%
181		24	0.0%
182		48	0.0%
183		20	0.0%
184		25	0.0%
185		5	0.0%
186		6	0.0%
187		4	0.0%
189		3	0.0%
191		8	0.0%
192		2	0.0%

**File : 25 UP****# IV\_UNIT: IV UNIT**

<b>Value</b>	<b>Label</b>	<b>Cases</b>	<b>Percentage</b>
193		5	0.0%
194		3	0.0%
195		7	0.0%
197		3	0.0%
198		5	0.0%
199		4	0.0%
200		395	0.0%
201		2	0.0%
204		13	0.0%
205		7	0.0%
207		2	0.0%
208		7	0.0%
209		5	0.0%
210		266	0.0%
213		2	0.0%
214		11	0.0%
215		3	0.0%
216		1	0.0%
218		4	0.0%
222		6	0.0%
226		5	0.0%
227		20	0.0%
228		9	0.0%
229		6	0.0%
230		1	0.0%
231		11	0.0%
232		1	0.0%
233		10	0.0%
234		51	0.0%
235		3	0.0%
236		17	0.0%
237		23	0.0%
238		1	0.0%
239		20	0.0%
240		16	0.0%
241		11	0.0%
242		20	0.0%
243		43	0.0%
244		9	0.0%
245		13	0.0%
246		8	0.0%
247		25	0.0%
248		600	0.0%

**File : 25 UP****# IV\_UNIT: IV UNIT**

<b>Value</b>	<b>Label</b>	<b>Cases</b>	<b>Percentage</b>
249		50	0.0%
250		9	0.0%
251		5	0.0%
252		17	0.0%
253		19	0.0%
254		13	0.0%
256		14	0.0%
257		7	0.0%
258		28	0.0%
260		7	0.0%
261		3	0.0%
262		1	0.0%
263		5	0.0%
265		1	0.0%
267		7	0.0%
268		3	0.0%
270		6	0.0%
274		6	0.0%
275		3	0.0%
276		5	0.0%
277		4	0.0%
278		3	0.0%
279		1	0.0%
280		3	0.0%
281		17	0.0%
282		1	0.0%
283		1	0.0%
285		1	0.0%
288		18	0.0%
290		1	0.0%
292		9	0.0%
293		3	0.0%
294		6	0.0%
295		5	0.0%
297		2	0.0%
298		8	0.0%
299		1	0.0%
300		1296	0.0%
301		5	0.0%
302		2	0.0%
303		7	0.0%
304		14	0.0%
305		2	0.0%

**File : 25 UP**

**# IV\_UNIT: IV UNIT**

Value	Label	Cases	Percentage
306		45	0.0%
312		1	0.0%
314		7	0.0%
315		27	0.0%
317		9	0.0%
320		5	0.0%
322		2	0.0%
325		1	0.0%
326		2	0.0%
328		1	0.0%
329		3	0.0%
330		4	0.0%
331		19	0.0%
333		6	0.0%
334		6	0.0%
335		27	0.0%
336		13	0.0%
337		10	0.0%
338		14	0.0%
347		1	0.0%
351		3	0.0%
354		8	0.0%
355		8	0.0%
356		24	0.0%
357		32	0.0%
358		3	0.0%
359		16	0.0%
360		3	0.0%
361		5	0.0%
364		10	0.0%
365		16	0.0%
366		8	0.0%
367		3	0.0%
368		1	0.0%
369		1	0.0%
370		20	0.0%
371		4	0.0%
372		7	0.0%
373		10	0.0%
374		40	0.0%
375		2	0.0%
376		7	0.0%
380		158	0.0%

## File : 25 UP

### # IV\_UNIT: IV UNIT

Value	Label	Cases	Percentage
383		7	0.0%
385		4	0.0%
391		50	0.0%
396		7	0.0%
410		79	0.0%
510		2	0.0%
632		4	0.0%
800		3	0.0%
888		9	0.0%
900		220	0.0%

Warning: these figures indicate the number of cases found in the data file. They cannot be interpreted as summary statistics of the population of interest.

### # UFS\_BLOCK: UFS BLOCK

**Information** [Type= discrete] [Format=character] [Missing=\*]

**Statistics [NW/ W]** [Valid=2827513 /-] [Invalid=0 /-]

Value	Label	Cases	Percentage
00		1348725	47.7%
01		77465	2.7%
02		69340	2.5%
03		68182	2.4%
04		68829	2.4%
05		68089	2.4%
06		68108	2.4%
07		68631	2.4%
08		69034	2.4%
09		65894	2.3%
10		64813	2.3%
11		63013	2.2%
12		64584	2.3%
13		63479	2.2%
14		59401	2.1%
15		55289	2.0%
16		52893	1.9%
17		48358	1.7%
18		44060	1.6%
19		42490	1.5%
20		38485	1.4%
21		35272	1.2%
22		31960	1.1%
23		28393	1.0%
24		26136	0.9%
25		22693	0.8%
26		19275	0.7%
27		16235	0.6%



**File : 25 UP****# UFS\_BLOCK: UFS BLOCK**

<b>Value</b>	<b>Label</b>	<b>Cases</b>	<b>Percentage</b>
28		14596	0.5%
29		14223	0.5%
30		11587	0.4%
31		9120	0.3%
32		6830	0.2%
33		5074	0.2%
34		4448	0.2%
35		2958	0.1%
36		2358	0.1%
37		1148	0.0%
38		921	0.0%
39		437	0.0%
40		471	0.0%
41		248	0.0%
42		89	0.0%
43		147	0.0%
44		344	0.0%
45		78	0.0%
46		27	0.0%
47		24	0.0%
48		41	0.0%
49		17	0.0%
50		45	0.0%
51		43	0.0%
52		17	0.0%
53		276	0.0%
54		25	0.0%
55		59	0.0%
56		65	0.0%
57		28	0.0%
58		523	0.0%
59		138	0.0%
60		53	0.0%
61		27	0.0%
62		31	0.0%
63		79	0.0%
64		71	0.0%
65		88	0.0%
66		50	0.0%
67		15	0.0%
68		11	0.0%
69		97	0.0%
70		19	0.0%

**File : 25 UP**

**# UFS\_BLOCK: UFS BLOCK**

Value	Label	Cases	Percentage
71		11	0.0%
72		12	0.0%
73		13	0.0%
74		32	0.0%
75		7	0.0%
76		16	0.0%
78		4	0.0%
79		6	0.0%
80		16	0.0%
82		5	0.0%
83		9	0.0%
84		32	0.0%
85		8	0.0%
86		30	0.0%
87		10	0.0%
88		28	0.0%
89		83	0.0%
90		875	0.0%
91		71	0.0%
92		13	0.0%
93		34	0.0%
94		36	0.0%
96		6	0.0%
97		74	0.0%
98		2	0.0%
99		8	0.0%

*Warning: these figures indicate the number of cases found in the data file. They cannot be interpreted as summary statistics of the population of interest.*

**# P\_NO: PAGE NO**

**Information** [Type= discrete] [Format=character] [Missing=\*]

**Statistics [NW/ W]** [Valid=2827513 /-] [Invalid=0 /-]

Value	Label	Cases	Percentage
000		2782	0.1%
001		729819	25.8%
002		415911	14.7%
003		298236	10.5%
004		227644	8.1%
005		177949	6.3%
006		141822	5.0%
007		114742	4.1%
008		92955	3.3%
009		75728	2.7%
010		64897	2.3%
011		54111	1.9%

# File : 25 UP

# P\_NO: PAGE NO

Value	Label	Cases	Percentage
012		46025	1.6%
013		39340	1.4%
014		34537	1.2%
015		29882	1.1%
016		25806	0.9%
017		22529	0.8%
018		20019	0.7%
019		17465	0.6%
020		16629	0.6%
021		14231	0.5%
022		12611	0.4%
023		11531	0.4%
024		10174	0.4%
025		9656	0.3%
026		8321	0.3%
027		7919	0.3%
028		7013	0.2%
029		6380	0.2%
030		6074	0.2%
031		5239	0.2%
032		4904	0.2%
033		4506	0.2%
034		4218	0.1%
035		3854	0.1%
036		3536	0.1%
037		3242	0.1%
038		3136	0.1%
039		2827	0.1%
040		2721	0.1%
041		2404	0.1%
042		2249	0.1%
043		2093	0.1%
044		1958	0.1%
045		1866	0.1%
046		1742	0.1%
047		1649	0.1%
048		1482	0.1%
049		1355	0.0%
050		1330	0.0%
051		1203	0.0%
052		1209	0.0%
053		1121	0.0%
054		1042	0.0%

**File : 25 UP**

# P\_NO: PAGE NO

Value	Label	Cases	Percentage
055		1025	0.0%
056		967	0.0%
057		874	0.0%
058		1183	0.0%
059		798	0.0%
060		854	0.0%
061		795	0.0%
062		713	0.0%
063		685	0.0%
064		679	0.0%
065		622	0.0%
066		593	0.0%
067		557	0.0%
068		520	0.0%
069		506	0.0%
070		590	0.0%
071		449	0.0%
072		444	0.0%
073		489	0.0%
074		366	0.0%
075		344	0.0%
076		319	0.0%
077		320	0.0%
078		298	0.0%
079		301	0.0%
080		327	0.0%
081		278	0.0%
082		250	0.0%
083		248	0.0%
084		229	0.0%
085		207	0.0%
086		196	0.0%
087		178	0.0%
088		184	0.0%
089		184	0.0%
090		196	0.0%
091		177	0.0%
092		167	0.0%
093		156	0.0%
094		148	0.0%
095		128	0.0%
096		119	0.0%
097		122	0.0%

**File : 25 UP**

# P\_NO: PAGE NO

Value	Label	Cases	Percentage
098		124	0.0%
099		103	0.0%
100		105	0.0%
101		120	0.0%
102		80	0.0%
103		149	0.0%
104		70	0.0%
105		78	0.0%
106		77	0.0%
107		70	0.0%
108		69	0.0%
109		68	0.0%
110		103	0.0%
111		72	0.0%
112		76	0.0%
113		76	0.0%
114		84	0.0%
115		81	0.0%
116		76	0.0%
117		76	0.0%
118		84	0.0%
119		68	0.0%
120		97	0.0%
121		58	0.0%
122		49	0.0%
123		43	0.0%
124		49	0.0%
125		40	0.0%
126		35	0.0%
127		35	0.0%
128		28	0.0%
129		28	0.0%
130		35	0.0%
131		25	0.0%
132		21	0.0%
133		18	0.0%
134		24	0.0%
135		22	0.0%
136		22	0.0%
137		22	0.0%
138		16	0.0%
139		21	0.0%
140		42	0.0%

**File : 25 UP**

# P\_NO: PAGE NO

Value	Label	Cases	Percentage
141		20	0.0%
142		20	0.0%
143		21	0.0%
144		18	0.0%
145		14	0.0%
146		14	0.0%
147		14	0.0%
148		14	0.0%
149		21	0.0%
150		23	0.0%
151		15	0.0%
152		14	0.0%
153		14	0.0%
154		14	0.0%
155		14	0.0%
156		8	0.0%
157		14	0.0%
158		14	0.0%
159		14	0.0%
160		15	0.0%
161		14	0.0%
162		14	0.0%
163		14	0.0%
164		12	0.0%
165		14	0.0%
166		14	0.0%
167		14	0.0%
168		14	0.0%
169		12	0.0%
170		21	0.0%
171		14	0.0%
172		13	0.0%
173		7	0.0%
174		14	0.0%
175		14	0.0%
176		14	0.0%
177		14	0.0%
178		14	0.0%
179		14	0.0%
180		21	0.0%
181		14	0.0%
182		14	0.0%
183		14	0.0%

**File : 25 UP**

# P\_NO: PAGE NO

Value	Label	Cases	Percentage
184		14	0.0%
185		14	0.0%
186		14	0.0%
187		14	0.0%
188		11	0.0%
189		14	0.0%
190		21	0.0%
191		13	0.0%
192		14	0.0%
193		14	0.0%
194		14	0.0%
195		14	0.0%
196		14	0.0%
197		14	0.0%
198		14	0.0%
199		14	0.0%
200		22	0.0%
201		25	0.0%
202		17	0.0%
203		15	0.0%
204		16	0.0%
205		14	0.0%
206		15	0.0%
207		14	0.0%
208		15	0.0%
209		10	0.0%
210		14	0.0%
211		14	0.0%
212		14	0.0%
213		14	0.0%
214		14	0.0%
215		14	0.0%
216		13	0.0%
217		14	0.0%
218		14	0.0%
219		14	0.0%
220		16	0.0%
221		14	0.0%
222		15	0.0%
223		14	0.0%
224		10	0.0%
225		14	0.0%
226		14	0.0%

**File : 25 UP**

# P\_NO: PAGE NO

Value	Label	Cases	Percentage
227		14	0.0%
228		14	0.0%
229		14	0.0%
230		14	0.0%
231		9	0.0%
232		13	0.0%
233		13	0.0%
234		13	0.0%
235		13	0.0%
236		14	0.0%
237		14	0.0%
238		14	0.0%
239		14	0.0%
240		14	0.0%
241		14	0.0%
242		14	0.0%
243		14	0.0%
244		11	0.0%
245		14	0.0%
246		14	0.0%
247		14	0.0%
248		14	0.0%
249		13	0.0%
250		14	0.0%
251		17	0.0%
252		25	0.0%
253		14	0.0%
254		14	0.0%
255		15	0.0%
256		15	0.0%
257		14	0.0%
258		14	0.0%
259		13	0.0%
260		13	0.0%
261		14	0.0%
262		14	0.0%
263		14	0.0%
264		14	0.0%
265		15	0.0%
266		14	0.0%
267		14	0.0%
268		14	0.0%
269		14	0.0%



**File : 25 UP**

# P\_NO: PAGE NO

Value	Label	Cases	Percentage
270		14	0.0%
271		14	0.0%
272		14	0.0%
273		14	0.0%
274		14	0.0%
275		14	0.0%
276		14	0.0%
277		14	0.0%
278		14	0.0%
279		14	0.0%
280		14	0.0%
281		14	0.0%
282		14	0.0%
283		14	0.0%
284		14	0.0%
285		14	0.0%
286		14	0.0%
287		14	0.0%
288		14	0.0%
289		16	0.0%
290		15	0.0%
291		14	0.0%
292		14	0.0%
293		14	0.0%
294		11	0.0%
295		14	0.0%
296		14	0.0%
297		13	0.0%
298		14	0.0%
299		7	0.0%
300		7	0.0%
301		9	0.0%
302		13	0.0%
303		8	0.0%
304		7	0.0%
305		8	0.0%
306		5	0.0%
307		8	0.0%
308		23	0.0%
309		7	0.0%
310		7	0.0%
311		9	0.0%
312		7	0.0%

## File : 25 UP

### # P\_NO: PAGE NO

Value	Label	Cases	Percentage
313		7	0.0%
314		4	0.0%
315		13	0.0%
402		1	0.0%
410		1	0.0%
502		1	0.0%
503		1	0.0%
511		1	0.0%
601		2	0.0%
602		4	0.0%
606		2	0.0%
612		1	0.0%
630		1	0.0%
652		2	0.0%
666		1	0.0%
681		8	0.0%
700		2	0.0%
701		1	0.0%
711		1	0.0%
801		3	0.0%
802		1	0.0%
804		3	0.0%
811		1	0.0%
902		1	0.0%
903		1	0.0%
904		1	0.0%
r09		1	0.0%

Warning: these figures indicate the number of cases found in the data file. They cannot be interpreted as summary statistics of the population of interest.

### # LINE\_NO: LINE NUMBER

<b>Information</b>	[Type= discrete] [Format=character] [Missing=*]
<b>Statistics [NW/ W]</b>	[Valid=2827513 /-] [Invalid=0 /-]

### # PREM\_S: PREMISES STATUS

<b>Information</b>	[Type= discrete] [Format=character] [Missing=*]
<b>Statistics [NW/ W]</b>	[Valid=2827513 /-] [Invalid=0 /-]

Value	Label	Cases	Percentage
1	Without premises	404613	14.3%
2	With Premises	2422900	85.7%

Warning: these figures indicate the number of cases found in the data file. They cannot be interpreted as summary statistics of the population of interest.

### # SRL\_NO: RUNNING SERIAL NUMBER

<b>Information</b>	[Type= discrete] [Format=character] [Missing=*]
<b>Statistics [NW/ W]</b>	[Valid=2827513 /-] [Invalid=0 /-]

**File : 25 UP****# NIC: NIC****Information** [Type= discrete] [Format=character] [Missing=\*]**Statistics [NW/ W]** [Valid=2827513 /-] [Invalid=0 /-]*Frequency table not shown (1338 Modalities)***# AGRI\_NON\_AGRI: AGRI.AND NON-AGRI.****Information** [Type= discrete] [Format=character] [Missing=\*]**Statistics [NW/ W]** [Valid=2827513 /-] [Invalid=0 /-]

Value	Label	Cases	Percentage
1	Agriculture	122599	4.3%
2	Non-Agriculture	2704914	95.7%

*Warning: these figures indicate the number of cases found in the data file. They cannot be interpreted as summary statistics of the population of interest.***# NOP: NATURE OF OPERATION****Information** [Type= discrete] [Format=character] [Missing=\*]**Statistics [NW/ W]** [Valid=2827513 /-] [Invalid=0 /-]

Value	Label	Cases	Percentage
1	Perennial	2705619	95.7%
2	Non-Perennial	121894	4.3%

*Warning: these figures indicate the number of cases found in the data file. They cannot be interpreted as summary statistics of the population of interest.***# OWN\_SHIP: OWNERSHIP CODE****Information** [Type= discrete] [Format=character] [Missing=\*]**Statistics [NW/ W]** [Valid=2827513 /-] [Invalid=0 /-]

Value	Label	Cases	Percentage
1	Private Non-Profit Institutions	36404	1.3%
2	Private Others	2677569	94.7%
3	Co-operatives	9607	0.3%
4	Governments	103933	3.7%

*Warning: these figures indicate the number of cases found in the data file. They cannot be interpreted as summary statistics of the population of interest.***# SG: SOCIAL GROUP CODE****Information** [Type= discrete] [Format=character] [Missing=\*]**Statistics [NW/ W]** [Valid=2827513 /-] [Invalid=0 /-]

Value	Label	Cases	Percentage
1	ST Female	4056	0.1%
2	ST Male	21367	0.8%
3	SC Female	7717	0.3%
4	SC Male	206020	7.3%
5	OBC Female	23894	0.8%
6	OBC Male	1089846	38.5%
7	Others Female	56433	2.0%
8	Others Male	1268236	44.9%
9	Other than private enterprises	149944	5.3%

*Warning: these figures indicate the number of cases found in the data file. They cannot be interpreted as summary statistics of the population of interest.*

## File : 25 UP

### # P\_F\_USED: POWER/FUEL USED

**Information** [Type= discrete] [Format=character] [Missing=\*]

**Statistics [NW/ W]** [Valid=2827513 /-] [Invalid=0 /-]

Value	Label	Cases	Percentage
0	Without power	2232263	78.9%
1	Electricity	234206	8.3%
2	Coal/soft coke	120271	4.3%
3	Patrol/Diesel	125658	4.4%
4	LPG/Natural Gas	15615	0.6%
5	Fire wood	36917	1.3%
6	Kerosene	21721	0.8%
7	Animal power	10635	0.4%
8	"Non-conventional energy (bio-gas, solar & wind energy)	4412	0.2%
9	Others	25815	0.9%

*Warning: these figures indicate the number of cases found in the data file. They cannot be interpreted as summary statistics of the population of interest.*

### # Y\_OPRA: YEAR OF OPERATION

**Information** [Type= discrete] [Format=character] [Missing=\*]

**Statistics [NW/ W]** [Valid=2827513 /-] [Invalid=0 /-]

Value	Label	Cases	Percentage
0	Less than 1 year	57487	2.0%
1	Completed 1 year	119760	4.2%
2	Completed 2 years	207482	7.3%
3	Completed 3 years	214442	7.6%
4	Completed 4 years	212828	7.5%
5	Completed 5 years	315323	11.2%
6	Completed 6 years	198778	7.0%
7	Completed 7 years	122769	4.3%
8	Completed 8 years	150928	5.3%
9	Completed 9 years or more	1227716	43.4%

*Warning: these figures indicate the number of cases found in the data file. They cannot be interpreted as summary statistics of the population of interest.*

### # REGISN: REGISTRATION CODE

**Information** [Type= discrete] [Format=character] [Missing=\*]

**Statistics [NW/ W]** [Valid=2827513 /-] [Invalid=0 /-]

Value	Label	Cases	Percentage
00		2796961	98.9%
05		480	0.0%
06		29	0.0%
08		1	0.0%
11		4568	0.2%
12		1559	0.1%
13		15	0.0%
14		16	0.0%
15		78	0.0%

## File : 25 UP

### # REGISN: REGISTRATION CODE

Value	Label	Cases	Percentage
16		11	0.0%
17		2	0.0%
18		4	0.0%
19		221	0.0%
22		15852	0.6%
23		61	0.0%
24		50	0.0%
25		143	0.0%
26		90	0.0%
27		12	0.0%
28		30	0.0%
29		22	0.0%
33		939	0.0%
34		8	0.0%
35		21	0.0%
36		9	0.0%
37		1	0.0%
38		4	0.0%
39		6	0.0%
44		4991	0.2%
45		17	0.0%
46		12	0.0%
47		5	0.0%
55		931	0.0%
56		5	0.0%
57		3	0.0%
58		7	0.0%
59		6	0.0%
66		242	0.0%
67		1	0.0%
68		1	0.0%
69		3	0.0%
77		15	0.0%
79		1	0.0%
88		8	0.0%
89		1	0.0%
99		71	0.0%

Warning: these figures indicate the number of cases found in the data file. They cannot be interpreted as summary statistics of the population of interest.

### # SOF: SOURCE OF FINANCE

<b>Information</b>	[Type= discrete] [Format=character] [Missing=*]		
<b>Statistics [NW/ W]</b>	[Valid=2827513 /-] [Invalid=0 /-]		
Value	Label	Cases	Percentage
1	Assistance under IRDP	34564	1.2%

## File : 25 UP

### # SOF: SOURCE OF FINANCE

Value	Label	Cases	Percentage
2	Assistance under other poverty alleviation programs(TRYSEM/DWCARA/toll kits)	17495	0.6%
3	Borrowing from institutions	20478	0.7%
4	Borrowing from non-instituions	20412	0.7%
5	Self financing	2411205	85.3%
6	Others	323359	11.4%

*Warning: these figures indicate the number of cases found in the data file. They cannot be interpreted as summary statistics of the population of interest.*

### # T\_ADULT\_M: TOTAL ADULT MALE

**Information** [Type= discrete] [Format=character] [Missing=\*]

**Statistics [NW/ W]** [Valid=2827513 /-] [Invalid=0 /-]

Value	Label	Cases	Percentage
00000		25001	0.9%
00001		1772537	62.7%
00002		608114	21.5%
00003		184458	6.5%
00004		88294	3.1%
00005		42118	1.5%
00006		26370	0.9%
00007		11661	0.4%
00008		13719	0.5%
00009		5114	0.2%
00010		10811	0.4%
00011		3253	0.1%
00012		5252	0.2%
00013		1855	0.1%
00014		1647	0.1%
00015		3871	0.1%
00016		1731	0.1%
00017		815	0.0%
00018		1259	0.0%
00019		471	0.0%
00020		2741	0.1%
00021		866	0.0%
00022		755	0.0%
00023		354	0.0%
00024		347	0.0%
00025		1520	0.1%
00026		481	0.0%
00027		272	0.0%
00028		333	0.0%
00029		179	0.0%
00030		1198	0.0%
00031		358	0.0%

**File : 25 UP**

**# T\_ADULT\_M: TOTAL ADULT MALE**

Value	Label	Cases	Percentage
00032		398	0.0%
00033		172	0.0%
00034		147	0.0%
00035		637	0.0%
00036		238	0.0%
00037		109	0.0%
00038		169	0.0%
00039		114	0.0%
00040		910	0.0%
00041		238	0.0%
00042		206	0.0%
00043		94	0.0%
00044		91	0.0%
00045		301	0.0%
00046		103	0.0%
00047		74	0.0%
00048		112	0.0%
00049		52	0.0%
00050		747	0.0%
00051		210	0.0%
00052		160	0.0%
00053		59	0.0%
00054		74	0.0%
00055		146	0.0%
00056		50	0.0%
00057		43	0.0%
00058		47	0.0%
00059		29	0.0%
00060		306	0.0%
00061		97	0.0%
00062		85	0.0%
00063		39	0.0%
00064		27	0.0%
00065		119	0.0%
00066		33	0.0%
00067		18	0.0%
00068		36	0.0%
00069		13	0.0%
00070		199	0.0%
00071		36	0.0%
00072		50	0.0%
00073		23	0.0%
00074		17	0.0%

**File : 25 UP**

**# T\_ADULT\_M: TOTAL ADULT MALE**

<b>Value</b>	<b>Label</b>	<b>Cases</b>	<b>Percentage</b>
00075		98	0.0%
00076		51	0.0%
00077		13	0.0%
00078		21	0.0%
00079		29	0.0%
00080		142	0.0%
00081		35	0.0%
00082		35	0.0%
00083		22	0.0%
00084		20	0.0%
00085		44	0.0%
00086		22	0.0%
00087		16	0.0%
00088		17	0.0%
00089		18	0.0%
00090		78	0.0%
00091		22	0.0%
00092		29	0.0%
00093		16	0.0%
00094		12	0.0%
00095		42	0.0%
00096		17	0.0%
00097		8	0.0%
00098		25	0.0%
00099		20	0.0%
00100		243	0.0%
00101		74	0.0%
00102		37	0.0%
00103		16	0.0%
00104		26	0.0%
00105		39	0.0%
00106		15	0.0%
00107		9	0.0%
00108		11	0.0%
00109		9	0.0%
00110		43	0.0%
00111		14	0.0%
00112		9	0.0%
00113		4	0.0%
00114		2	0.0%
00115		23	0.0%
00116		14	0.0%
00117		5	0.0%



**File : 25 UP****# T\_ADULT\_M: TOTAL ADULT MALE**

<b>Value</b>	<b>Label</b>	<b>Cases</b>	<b>Percentage</b>
00118		10	0.0%
00119		3	0.0%
00120		60	0.0%
00121		17	0.0%
00122		9	0.0%
00123		9	0.0%
00124		5	0.0%
00125		42	0.0%
00126		11	0.0%
00127		7	0.0%
00128		6	0.0%
00129		7	0.0%
00130		34	0.0%
00131		11	0.0%
00132		8	0.0%
00133		1	0.0%
00134		2	0.0%
00135		14	0.0%
00136		6	0.0%
00137		8	0.0%
00138		3	0.0%
00139		2	0.0%
00140		22	0.0%
00141		7	0.0%
00142		8	0.0%
00143		7	0.0%
00144		4	0.0%
00145		22	0.0%
00146		7	0.0%
00147		4	0.0%
00148		7	0.0%
00149		6	0.0%
00150		124	0.0%
00151		20	0.0%
00152		14	0.0%
00153		4	0.0%
00154		5	0.0%
00155		9	0.0%
00156		5	0.0%
00157		2	0.0%
00158		5	0.0%
00159		1	0.0%
00160		26	0.0%

**File : 25 UP****# T\_ADULT\_M: TOTAL ADULT MALE**

<b>Value</b>	<b>Label</b>	<b>Cases</b>	<b>Percentage</b>
00161		3	0.0%
00162		7	0.0%
00163		1	0.0%
00164		2	0.0%
00165		8	0.0%
00166		5	0.0%
00167		2	0.0%
00168		1	0.0%
00169		4	0.0%
00170		11	0.0%
00171		3	0.0%
00172		3	0.0%
00173		3	0.0%
00174		3	0.0%
00175		17	0.0%
00176		3	0.0%
00178		1	0.0%
00180		14	0.0%
00181		1	0.0%
00182		5	0.0%
00183		2	0.0%
00184		1	0.0%
00185		6	0.0%
00186		1	0.0%
00187		1	0.0%
00188		1	0.0%
00189		2	0.0%
00190		8	0.0%
00192		2	0.0%
00193		2	0.0%
00194		2	0.0%
00195		6	0.0%
00196		1	0.0%
00197		3	0.0%
00198		3	0.0%
00199		1	0.0%
00200		80	0.0%
00201		18	0.0%
00202		9	0.0%
00203		6	0.0%
00204		1	0.0%
00205		5	0.0%
00206		5	0.0%

**File : 25 UP****# T\_ADULT\_M: TOTAL ADULT MALE**

<b>Value</b>	<b>Label</b>	<b>Cases</b>	<b>Percentage</b>
00207		4	0.0%
00208		2	0.0%
00209		4	0.0%
00210		12	0.0%
00211		7	0.0%
00212		1	0.0%
00213		3	0.0%
00214		1	0.0%
00215		4	0.0%
00216		1	0.0%
00217		3	0.0%
00218		2	0.0%
00220		4	0.0%
00221		2	0.0%
00223		1	0.0%
00224		1	0.0%
00225		3	0.0%
00226		4	0.0%
00227		2	0.0%
00228		4	0.0%
00230		4	0.0%
00231		3	0.0%
00235		5	0.0%
00236		1	0.0%
00237		2	0.0%
00238		3	0.0%
00239		2	0.0%
00240		5	0.0%
00241		6	0.0%
00242		2	0.0%
00243		1	0.0%
00244		1	0.0%
00245		4	0.0%
00246		1	0.0%
00247		1	0.0%
00248		3	0.0%
00249		1	0.0%
00250		36	0.0%
00251		8	0.0%
00252		4	0.0%
00253		1	0.0%
00254		2	0.0%
00255		1	0.0%

**File : 25 UP****# T\_ADULT\_M: TOTAL ADULT MALE**

<b>Value</b>	<b>Label</b>	<b>Cases</b>	<b>Percentage</b>
00256		4	0.0%
00257		1	0.0%
00258		3	0.0%
00259		1	0.0%
00260		7	0.0%
00261		1	0.0%
00262		1	0.0%
00264		2	0.0%
00265		1	0.0%
00266		3	0.0%
00267		1	0.0%
00269		1	0.0%
00270		2	0.0%
00272		1	0.0%
00273		1	0.0%
00276		1	0.0%
00278		2	0.0%
00279		1	0.0%
00280		4	0.0%
00282		2	0.0%
00283		1	0.0%
00284		3	0.0%
00285		2	0.0%
00286		2	0.0%
00287		1	0.0%
00288		3	0.0%
00290		1	0.0%
00291		1	0.0%
00292		2	0.0%
00293		2	0.0%
00295		1	0.0%
00297		1	0.0%
00300		28	0.0%
00301		6	0.0%
00302		6	0.0%
00303		3	0.0%
00304		1	0.0%
00305		2	0.0%
00306		2	0.0%
00308		1	0.0%
00310		4	0.0%
00311		2	0.0%
00312		4	0.0%

**File : 25 UP****# T\_ADULT\_M: TOTAL ADULT MALE**

<b>Value</b>	<b>Label</b>	<b>Cases</b>	<b>Percentage</b>
00315		5	0.0%
00316		1	0.0%
00317		1	0.0%
00320		3	0.0%
00321		2	0.0%
00324		2	0.0%
00325		5	0.0%
00326		1	0.0%
00327		1	0.0%
00340		5	0.0%
00342		1	0.0%
00343		1	0.0%
00350		17	0.0%
00351		1	0.0%
00352		2	0.0%
00354		1	0.0%
00355		1	0.0%
00356		3	0.0%
00357		1	0.0%
00358		1	0.0%
00360		2	0.0%
00361		1	0.0%
00362		1	0.0%
00365		1	0.0%
00367		2	0.0%
00368		1	0.0%
00370		1	0.0%
00374		1	0.0%
00377		1	0.0%
00378		1	0.0%
00380		1	0.0%
00381		1	0.0%
00385		1	0.0%
00388		1	0.0%
00390		2	0.0%
00391		1	0.0%
00392		1	0.0%
00398		1	0.0%
00400		17	0.0%
00401		2	0.0%
00402		4	0.0%
00403		1	0.0%
00405		1	0.0%

**File : 25 UP**

**# T\_ADULT\_M: TOTAL ADULT MALE**

Value	Label	Cases	Percentage
00410		1	0.0%
00413		1	0.0%
00415		3	0.0%
00418		1	0.0%
00419		1	0.0%
00421		2	0.0%
00422		1	0.0%
00425		1	0.0%
00426		2	0.0%
00430		1	0.0%
00431		2	0.0%
00435		1	0.0%
00438		1	0.0%
00439		1	0.0%
00440		1	0.0%
00445		2	0.0%
00446		1	0.0%
00450		1	0.0%
00459		1	0.0%
00460		1	0.0%
00461		1	0.0%
00462		2	0.0%
00472		1	0.0%
00476		1	0.0%
00480		4	0.0%
00481		2	0.0%
00482		1	0.0%
00490		1	0.0%
00495		1	0.0%
00499		1	0.0%
00500		16	0.0%
00501		3	0.0%
00502		2	0.0%
00510		2	0.0%
00511		1	0.0%
00513		1	0.0%
00516		2	0.0%
00520		1	0.0%
00521		3	0.0%
00525		1	0.0%
00526		2	0.0%
00534		1	0.0%
00540		1	0.0%

**File : 25 UP**

**# T\_ADULT\_M: TOTAL ADULT MALE**

Value	Label	Cases	Percentage
00543		1	0.0%
00545		1	0.0%
00548		1	0.0%
00549		2	0.0%
00550		2	0.0%
00554		1	0.0%
00556		1	0.0%
00557		1	0.0%
00560		2	0.0%
00567		1	0.0%
00569		2	0.0%
00570		1	0.0%
00573		1	0.0%
00575		1	0.0%
00582		1	0.0%
00590		1	0.0%
00592		1	0.0%
00600		8	0.0%
00601		1	0.0%
00605		1	0.0%
00612		1	0.0%
00617		2	0.0%
00620		1	0.0%
00625		1	0.0%
00630		1	0.0%
00642		1	0.0%
00645		1	0.0%
00660		1	0.0%
00663		1	0.0%
00690		2	0.0%
00692		1	0.0%
00700		6	0.0%
00710		2	0.0%
00724		1	0.0%
00725		1	0.0%
00729		1	0.0%
00730		1	0.0%
00731		1	0.0%
00738		2	0.0%
00750		2	0.0%
00775		1	0.0%
00785		1	0.0%
00789		1	0.0%

**File : 25 UP**

**# T\_ADULT\_M: TOTAL ADULT MALE**

Value	Label	Cases	Percentage
00800		5	0.0%
00801		2	0.0%
00820		1	0.0%
00821		1	0.0%
00850		2	0.0%
00853		1	0.0%
00880		1	0.0%
00892		1	0.0%
00893		1	0.0%
00900		2	0.0%
00924		1	0.0%
00936		1	0.0%
00948		1	0.0%
00950		1	0.0%
00955		1	0.0%
00970		1	0.0%
00974		1	0.0%
00975		1	0.0%
00976		1	0.0%
00980		1	0.0%
00997		1	0.0%
01000		8	0.0%
01009		1	0.0%
01030		1	0.0%
01061		1	0.0%
01065		1	0.0%
01081		1	0.0%
01085		1	0.0%
01102		1	0.0%
01105		1	0.0%
01110		1	0.0%
01125		1	0.0%
01150		1	0.0%
01162		1	0.0%
01192		1	0.0%
01200		3	0.0%
01215		1	0.0%
01250		1	0.0%
01260		1	0.0%
01275		1	0.0%
01280		1	0.0%
01297		1	0.0%
01299		1	0.0%



**File : 25 UP**

**# T\_ADULT\_M: TOTAL ADULT MALE**

<b>Value</b>	<b>Label</b>	<b>Cases</b>	<b>Percentage</b>
01310		1	0.0%
01320		1	0.0%
01361		1	0.0%
01392		1	0.0%
01400		1	0.0%
01439		1	0.0%
01442		1	0.0%
01450		2	0.0%
01470		1	0.0%
01476		1	0.0%
01500		4	0.0%
01502		1	0.0%
01552		1	0.0%
01560		1	0.0%
01584		1	0.0%
01595		1	0.0%
01600		1	0.0%
01626		1	0.0%
01635		1	0.0%
01650		2	0.0%
01665		1	0.0%
01800		2	0.0%
01874		1	0.0%
02000		2	0.0%
02001		3	0.0%
02076		1	0.0%
02150		1	0.0%
02184		1	0.0%
02202		1	0.0%
02315		1	0.0%
02500		1	0.0%
02503		1	0.0%
02720		1	0.0%
02800		2	0.0%
02820		1	0.0%
03000		1	0.0%
03250		1	0.0%
03440		1	0.0%
03650		1	0.0%
04105		1	0.0%
05633		1	0.0%
05846		1	0.0%
06000		2	0.0%

## File : 25 UP

### # T\_ADULT\_M: TOTAL ADULT MALE

Value	Label	Cases	Percentage
06750		1	0.0%
07000		1	0.0%

Warning: these figures indicate the number of cases found in the data file. They cannot be interpreted as summary statistics of the population of interest.

### # T\_ADULT\_F: TOTAL ADULT FEMALE

<b>Information</b>	[Type= discrete] [Format=character] [Missing=*]
<b>Statistics [NW/ W]</b>	[Valid=2827513 /-] [Invalid=0 /-]

Value	Label	Cases	Percentage
00000		2494548	88.2%
00001		254150	9.0%
00002		44504	1.6%
00003		12352	0.4%
00004		5923	0.2%
00005		4095	0.1%
00006		2119	0.1%
00007		1068	0.0%
00008		1085	0.0%
00009		412	0.0%
00010		1716	0.1%
00011		247	0.0%
00012		485	0.0%
00013		143	0.0%
00014		164	0.0%
00015		760	0.0%
00016		149	0.0%
00017		102	0.0%
00018		162	0.0%
00019		70	0.0%
00020		849	0.0%
00021		61	0.0%
00022		92	0.0%
00023		49	0.0%
00024		53	0.0%
00025		373	0.0%
00026		48	0.0%
00027		52	0.0%
00028		70	0.0%
00029		24	0.0%
00030		382	0.0%
00031		20	0.0%
00032		39	0.0%
00033		19	0.0%
00034		14	0.0%
00035		134	0.0%

**File : 25 UP**

**# T\_ADULT\_F: TOTAL ADULT FEMALE**

Value	Label	Cases	Percentage
00036		21	0.0%
00037		23	0.0%
00038		26	0.0%
00039		12	0.0%
00040		214	0.0%
00041		14	0.0%
00042		14	0.0%
00043		14	0.0%
00044		9	0.0%
00045		39	0.0%
00046		8	0.0%
00047		6	0.0%
00048		11	0.0%
00049		5	0.0%
00050		187	0.0%
00051		7	0.0%
00052		8	0.0%
00053		2	0.0%
00054		2	0.0%
00055		18	0.0%
00056		3	0.0%
00057		3	0.0%
00058		7	0.0%
00059		1	0.0%
00060		43	0.0%
00061		1	0.0%
00062		3	0.0%
00063		1	0.0%
00064		3	0.0%
00065		15	0.0%
00066		2	0.0%
00067		1	0.0%
00068		2	0.0%
00069		3	0.0%
00070		18	0.0%
00071		2	0.0%
00072		4	0.0%
00073		3	0.0%
00074		2	0.0%
00075		17	0.0%
00076		1	0.0%
00077		1	0.0%
00079		1	0.0%

**File : 25 UP****# T\_ADULT\_F: TOTAL ADULT FEMALE**

<b>Value</b>	<b>Label</b>	<b>Cases</b>	<b>Percentage</b>
00080		17	0.0%
00081		2	0.0%
00082		3	0.0%
00084		1	0.0%
00085		5	0.0%
00088		1	0.0%
00089		1	0.0%
00090		13	0.0%
00091		2	0.0%
00093		2	0.0%
00094		1	0.0%
00095		3	0.0%
00096		1	0.0%
00097		2	0.0%
00098		1	0.0%
00099		1	0.0%
00100		38	0.0%
00102		1	0.0%
00103		1	0.0%
00105		3	0.0%
00106		1	0.0%
00110		4	0.0%
00111		1	0.0%
00112		1	0.0%
00113		1	0.0%
00115		4	0.0%
00120		6	0.0%
00122		1	0.0%
00124		1	0.0%
00125		4	0.0%
00126		1	0.0%
00127		1	0.0%
00128		1	0.0%
00135		1	0.0%
00140		4	0.0%
00141		1	0.0%
00148		1	0.0%
00150		14	0.0%
00152		1	0.0%
00158		1	0.0%
00166		1	0.0%
00170		3	0.0%
00180		1	0.0%

## File : 25 UP

### # T\_ADULT\_F: TOTAL ADULT FEMALE

Value	Label	Cases	Percentage
00183		1	0.0%
00192		1	0.0%
00200		16	0.0%
00205		4	0.0%
00215		1	0.0%
00225		2	0.0%
00231		1	0.0%
00238		1	0.0%
00250		1	0.0%
00267		1	0.0%
00300		2	0.0%
00310		1	0.0%
00322		1	0.0%
00370		2	0.0%
00383		1	0.0%
00391		1	0.0%
00435		1	0.0%
00500		3	0.0%
00542		1	0.0%
00550		1	0.0%
00725		1	0.0%
01000		2	0.0%
01220		1	0.0%
01500		1	0.0%
02500		1	0.0%

Warning: these figures indicate the number of cases found in the data file. They cannot be interpreted as summary statistics of the population of interest.

### # T\_CHILD\_M: TOTAL CHIELD MALE

Information	[Type= discrete] [Format=character] [Missing=*]		
Statistics [NW/ W]	[Valid=2827513 /-] [Invalid=0 /-]		
Value	Label	Cases	Percentage
00000		2703746	95.6%
00001		88930	3.1%
00002		25713	0.9%
00003		5250	0.2%
00004		1804	0.1%
00005		670	0.0%
00006		320	0.0%
00007		103	0.0%
00008		144	0.0%
00009		33	0.0%
00010		343	0.0%
00011		17	0.0%
00012		62	0.0%

**File : 25 UP**

**# T\_CHILD\_M: TOTAL CHIELD MALE**

Value	Label	Cases	Percentage
00013		4	0.0%
00014		14	0.0%
00015		100	0.0%
00016		10	0.0%
00017		2	0.0%
00018		8	0.0%
00019		2	0.0%
00020		83	0.0%
00021		1	0.0%
00022		6	0.0%
00023		2	0.0%
00024		1	0.0%
00025		35	0.0%
00026		2	0.0%
00027		1	0.0%
00028		3	0.0%
00029		2	0.0%
00030		29	0.0%
00031		1	0.0%
00032		2	0.0%
00034		1	0.0%
00035		7	0.0%
00037		1	0.0%
00039		1	0.0%
00040		12	0.0%
00045		4	0.0%
00050		23	0.0%
00051		1	0.0%
00060		2	0.0%
00064		1	0.0%
00070		2	0.0%
00075		2	0.0%
00080		1	0.0%
00090		1	0.0%
00100		2	0.0%
00135		1	0.0%
00160		1	0.0%
00176		1	0.0%
00185		1	0.0%
00192		1	0.0%
00200		1	0.0%
00211		1	0.0%
00217		1	0.0%

# File : 25 UP

## # T\_CHILD\_M: TOTAL CHIELD MALE

Value	Label	Cases	Percentage
00265		1	0.0%

*Warning: these figures indicate the number of cases found in the data file. They cannot be interpreted as summary statistics of the population of interest.*

## # T\_CHILD\_F: TOTAL CHIELD FEMALE

<b>Information</b>	[Type= discrete] [Format=character] [Missing=*]
--------------------	---

<b>Statistics [NW/ W]</b>	[Valid=2827513 /-] [Invalid=0 /-]
---------------------------	-----------------------------------

Value	Label	Cases	Percentage
00000		2802862	99.1%
00001		16888	0.6%
00002		5320	0.2%
00003		1285	0.0%
00004		393	0.0%
00005		242	0.0%
00006		89	0.0%
00007		55	0.0%
00008		62	0.0%
00009		10	0.0%
00010		142	0.0%
00011		7	0.0%
00012		16	0.0%
00013		4	0.0%
00014		4	0.0%
00015		35	0.0%
00016		4	0.0%
00018		5	0.0%
00019		2	0.0%
00020		26	0.0%
00021		1	0.0%
00024		1	0.0%
00025		17	0.0%
00028		1	0.0%
00030		10	0.0%
00032		1	0.0%
00035		3	0.0%
00038		1	0.0%
00039		1	0.0%
00040		7	0.0%
00045		1	0.0%
00050		7	0.0%
00055		1	0.0%
00060		1	0.0%
00090		1	0.0%
00099		1	0.0%
00104		1	0.0%

# File : 25 UP

## # T\_CHILD\_F: TOTAL CHIELD FEMALE

Value	Label	Cases	Percentage
00108		1	0.0%
00115		2	0.0%
00150		1	0.0%
00155		1	0.0%
00185		1	0.0%

Warning: these figures indicate the number of cases found in the data file. They cannot be interpreted as summary statistics of the population of interest.

## # TOT: TOTAL OF TOTAL

**Information** [Type= discrete] [Format=character] [Missing=\*]

**Statistics [NW/ W]** [Valid=2827513 /-] [Invalid=0 /-]

Value	Label	Cases	Percentage
00001		1552112	54.9%
00002		724089	25.6%
00003		234561	8.3%
00004		117292	4.1%
00005		59269	2.1%
00006		37105	1.3%
00007		17931	0.6%
00008		17699	0.6%
00009		7706	0.3%
00010		12219	0.4%
00011		4519	0.2%
00012		6411	0.2%
00013		2528	0.1%
00014		2415	0.1%
00015		4091	0.1%
00016		2095	0.1%
00017		1156	0.0%
00018		1461	0.1%
00019		699	0.0%
00020		2582	0.1%
00021		910	0.0%
00022		905	0.0%
00023		474	0.0%
00024		503	0.0%
00025		1556	0.1%
00026		582	0.0%
00027		382	0.0%
00028		402	0.0%
00029		241	0.0%
00030		1099	0.0%
00031		368	0.0%
00032		440	0.0%
00033		230	0.0%



**File : 25 UP****# TOT: TOTAL OF TOTAL**

<b>Value</b>	<b>Label</b>	<b>Cases</b>	<b>Percentage</b>
00034		207	0.0%
00035		696	0.0%
00036		302	0.0%
00037		172	0.0%
00038		170	0.0%
00039		137	0.0%
00040		755	0.0%
00041		252	0.0%
00042		243	0.0%
00043		152	0.0%
00044		118	0.0%
00045		391	0.0%
00046		175	0.0%
00047		125	0.0%
00048		144	0.0%
00049		84	0.0%
00050		738	0.0%
00051		260	0.0%
00052		201	0.0%
00053		90	0.0%
00054		86	0.0%
00055		220	0.0%
00056		95	0.0%
00057		68	0.0%
00058		92	0.0%
00059		42	0.0%
00060		374	0.0%
00061		153	0.0%
00062		101	0.0%
00063		62	0.0%
00064		64	0.0%
00065		180	0.0%
00066		61	0.0%
00067		42	0.0%
00068		52	0.0%
00069		44	0.0%
00070		241	0.0%
00071		71	0.0%
00072		85	0.0%
00073		28	0.0%
00074		35	0.0%
00075		141	0.0%
00076		56	0.0%

**File : 25 UP****# TOT: TOTAL OF TOTAL**

<b>Value</b>	<b>Label</b>	<b>Cases</b>	<b>Percentage</b>
00077		30	0.0%
00078		30	0.0%
00079		28	0.0%
00080		173	0.0%
00081		46	0.0%
00082		54	0.0%
00083		33	0.0%
00084		32	0.0%
00085		76	0.0%
00086		33	0.0%
00087		25	0.0%
00088		20	0.0%
00089		14	0.0%
00090		122	0.0%
00091		55	0.0%
00092		36	0.0%
00093		26	0.0%
00094		17	0.0%
00095		69	0.0%
00096		33	0.0%
00097		28	0.0%
00098		29	0.0%
00099		17	0.0%
00100		297	0.0%
00101		51	0.0%
00102		49	0.0%
00103		20	0.0%
00104		24	0.0%
00105		54	0.0%
00106		31	0.0%
00107		10	0.0%
00108		15	0.0%
00109		14	0.0%
00110		55	0.0%
00111		14	0.0%
00112		12	0.0%
00113		11	0.0%
00114		12	0.0%
00115		25	0.0%
00116		18	0.0%
00117		9	0.0%
00118		11	0.0%
00119		9	0.0%

**File : 25 UP****# TOT: TOTAL OF TOTAL**

<b>Value</b>	<b>Label</b>	<b>Cases</b>	<b>Percentage</b>
00120		50	0.0%
00121		18	0.0%
00122		22	0.0%
00123		11	0.0%
00124		12	0.0%
00125		57	0.0%
00126		15	0.0%
00127		10	0.0%
00128		9	0.0%
00129		10	0.0%
00130		39	0.0%
00131		18	0.0%
00132		13	0.0%
00133		12	0.0%
00134		5	0.0%
00135		24	0.0%
00136		14	0.0%
00137		12	0.0%
00138		8	0.0%
00139		8	0.0%
00140		24	0.0%
00141		9	0.0%
00142		21	0.0%
00143		9	0.0%
00144		6	0.0%
00145		16	0.0%
00146		11	0.0%
00147		4	0.0%
00148		9	0.0%
00149		6	0.0%
00150		130	0.0%
00151		37	0.0%
00152		18	0.0%
00153		8	0.0%
00154		5	0.0%
00155		15	0.0%
00156		6	0.0%
00157		4	0.0%
00158		12	0.0%
00159		3	0.0%
00160		32	0.0%
00161		5	0.0%
00162		9	0.0%

**File : 25 UP****# TOT: TOTAL OF TOTAL**

<b>Value</b>	<b>Label</b>	<b>Cases</b>	<b>Percentage</b>
00163		4	0.0%
00164		7	0.0%
00165		10	0.0%
00166		8	0.0%
00167		9	0.0%
00168		7	0.0%
00169		1	0.0%
00170		17	0.0%
00171		8	0.0%
00172		2	0.0%
00173		5	0.0%
00174		2	0.0%
00175		24	0.0%
00176		5	0.0%
00177		1	0.0%
00178		2	0.0%
00179		3	0.0%
00180		28	0.0%
00181		2	0.0%
00182		2	0.0%
00183		5	0.0%
00184		1	0.0%
00185		14	0.0%
00186		1	0.0%
00187		3	0.0%
00188		2	0.0%
00189		3	0.0%
00190		13	0.0%
00191		5	0.0%
00192		1	0.0%
00193		2	0.0%
00194		7	0.0%
00195		2	0.0%
00196		3	0.0%
00197		3	0.0%
00198		2	0.0%
00199		3	0.0%
00200		79	0.0%
00201		29	0.0%
00202		11	0.0%
00203		9	0.0%
00204		2	0.0%
00205		12	0.0%

**File : 25 UP****# TOT: TOTAL OF TOTAL**

<b>Value</b>	<b>Label</b>	<b>Cases</b>	<b>Percentage</b>
00206		6	0.0%
00207		1	0.0%
00208		4	0.0%
00209		5	0.0%
00210		14	0.0%
00211		6	0.0%
00212		2	0.0%
00213		4	0.0%
00214		5	0.0%
00215		4	0.0%
00216		2	0.0%
00217		4	0.0%
00218		3	0.0%
00219		2	0.0%
00220		9	0.0%
00221		1	0.0%
00222		2	0.0%
00223		3	0.0%
00225		8	0.0%
00226		5	0.0%
00227		1	0.0%
00228		5	0.0%
00229		2	0.0%
00230		5	0.0%
00231		4	0.0%
00232		3	0.0%
00234		1	0.0%
00235		7	0.0%
00236		1	0.0%
00237		1	0.0%
00238		1	0.0%
00239		2	0.0%
00240		8	0.0%
00241		4	0.0%
00242		2	0.0%
00243		1	0.0%
00244		1	0.0%
00245		2	0.0%
00246		1	0.0%
00247		1	0.0%
00248		1	0.0%
00250		42	0.0%
00251		16	0.0%

**File : 25 UP****# TOT: TOTAL OF TOTAL**

<b>Value</b>	<b>Label</b>	<b>Cases</b>	<b>Percentage</b>
00252		5	0.0%
00253		6	0.0%
00254		3	0.0%
00255		4	0.0%
00256		1	0.0%
00257		1	0.0%
00258		1	0.0%
00259		1	0.0%
00260		8	0.0%
00261		2	0.0%
00262		2	0.0%
00263		2	0.0%
00264		2	0.0%
00265		4	0.0%
00266		2	0.0%
00267		3	0.0%
00269		1	0.0%
00270		4	0.0%
00271		2	0.0%
00272		3	0.0%
00275		6	0.0%
00276		3	0.0%
00277		1	0.0%
00278		5	0.0%
00279		1	0.0%
00280		5	0.0%
00281		1	0.0%
00282		2	0.0%
00283		1	0.0%
00284		2	0.0%
00285		3	0.0%
00288		3	0.0%
00289		1	0.0%
00290		1	0.0%
00291		1	0.0%
00292		1	0.0%
00293		1	0.0%
00295		6	0.0%
00296		1	0.0%
00297		1	0.0%
00298		2	0.0%
00299		1	0.0%
00300		32	0.0%

**File : 25 UP****# TOT: TOTAL OF TOTAL**

<b>Value</b>	<b>Label</b>	<b>Cases</b>	<b>Percentage</b>
00301		2	0.0%
00302		5	0.0%
00303		1	0.0%
00305		4	0.0%
00306		2	0.0%
00307		1	0.0%
00308		1	0.0%
00309		1	0.0%
00310		5	0.0%
00311		1	0.0%
00312		1	0.0%
00313		1	0.0%
00314		2	0.0%
00315		4	0.0%
00316		1	0.0%
00317		1	0.0%
00318		1	0.0%
00320		3	0.0%
00321		1	0.0%
00322		3	0.0%
00324		2	0.0%
00325		6	0.0%
00326		1	0.0%
00327		1	0.0%
00328		3	0.0%
00331		1	0.0%
00332		2	0.0%
00333		1	0.0%
00335		1	0.0%
00337		1	0.0%
00338		1	0.0%
00339		1	0.0%
00341		1	0.0%
00342		1	0.0%
00343		2	0.0%
00350		5	0.0%
00352		3	0.0%
00353		1	0.0%
00355		1	0.0%
00356		2	0.0%
00357		3	0.0%
00358		3	0.0%
00359		1	0.0%

**File : 25 UP****# TOT: TOTAL OF TOTAL**

<b>Value</b>	<b>Label</b>	<b>Cases</b>	<b>Percentage</b>
00360		3	0.0%
00361		1	0.0%
00362		1	0.0%
00363		3	0.0%
00364		1	0.0%
00365		1	0.0%
00367		1	0.0%
00369		3	0.0%
00370		2	0.0%
00374		1	0.0%
00375		1	0.0%
00378		2	0.0%
00379		1	0.0%
00380		2	0.0%
00381		1	0.0%
00382		1	0.0%
00385		1	0.0%
00386		1	0.0%
00388		2	0.0%
00389		2	0.0%
00391		2	0.0%
00400		16	0.0%
00401		2	0.0%
00402		2	0.0%
00404		1	0.0%
00405		1	0.0%
00406		1	0.0%
00410		1	0.0%
00414		2	0.0%
00416		1	0.0%
00421		1	0.0%
00422		1	0.0%
00423		1	0.0%
00424		1	0.0%
00425		1	0.0%
00426		1	0.0%
00429		2	0.0%
00430		3	0.0%
00431		2	0.0%
00432		2	0.0%
00438		2	0.0%
00439		1	0.0%
00440		1	0.0%



**File : 25 UP****# TOT: TOTAL OF TOTAL**

<b>Value</b>	<b>Label</b>	<b>Cases</b>	<b>Percentage</b>
00441		1	0.0%
00445		3	0.0%
00446		1	0.0%
00447		1	0.0%
00448		1	0.0%
00450		6	0.0%
00451		1	0.0%
00452		1	0.0%
00461		1	0.0%
00462		1	0.0%
00471		1	0.0%
00473		1	0.0%
00475		1	0.0%
00477		1	0.0%
00481		1	0.0%
00483		1	0.0%
00484		1	0.0%
00485		1	0.0%
00486		1	0.0%
00487		1	0.0%
00489		1	0.0%
00491		1	0.0%
00497		1	0.0%
00500		20	0.0%
00501		3	0.0%
00502		4	0.0%
00505		1	0.0%
00506		1	0.0%
00510		2	0.0%
00515		1	0.0%
00516		1	0.0%
00520		1	0.0%
00521		1	0.0%
00523		1	0.0%
00525		2	0.0%
00526		3	0.0%
00531		1	0.0%
00532		1	0.0%
00535		1	0.0%
00539		1	0.0%
00541		1	0.0%
00544		1	0.0%
00545		1	0.0%

**File : 25 UP****# TOT: TOTAL OF TOTAL**

<b>Value</b>	<b>Label</b>	<b>Cases</b>	<b>Percentage</b>
00546		2	0.0%
00548		1	0.0%
00549		1	0.0%
00550		5	0.0%
00557		1	0.0%
00561		1	0.0%
00565		1	0.0%
00569		3	0.0%
00570		2	0.0%
00575		2	0.0%
00580		1	0.0%
00582		1	0.0%
00584		2	0.0%
00588		1	0.0%
00590		2	0.0%
00592		2	0.0%
00600		6	0.0%
00601		1	0.0%
00602		1	0.0%
00603		1	0.0%
00610		1	0.0%
00617		4	0.0%
00618		1	0.0%
00622		1	0.0%
00636		2	0.0%
00641		1	0.0%
00645		2	0.0%
00649		1	0.0%
00650		2	0.0%
00660		1	0.0%
00676		1	0.0%
00688		1	0.0%
00700		5	0.0%
00721		1	0.0%
00724		1	0.0%
00725		1	0.0%
00738		2	0.0%
00748		1	0.0%
00750		4	0.0%
00783		1	0.0%
00791		1	0.0%
00799		1	0.0%
00800		4	0.0%

**File : 25 UP****# TOT: TOTAL OF TOTAL**

<b>Value</b>	<b>Label</b>	<b>Cases</b>	<b>Percentage</b>
00801		2	0.0%
00820		1	0.0%
00821		1	0.0%
00828		1	0.0%
00838		1	0.0%
00850		2	0.0%
00853		1	0.0%
00854		1	0.0%
00880		1	0.0%
00899		1	0.0%
00900		5	0.0%
00901		1	0.0%
00905		1	0.0%
00909		1	0.0%
00936		1	0.0%
00943		1	0.0%
00959		1	0.0%
00970		1	0.0%
00974		1	0.0%
00975		2	0.0%
00976		1	0.0%
00990		1	0.0%
01000		5	0.0%
01010		2	0.0%
01015		1	0.0%
01043		1	0.0%
01050		2	0.0%
01060		1	0.0%
01061		1	0.0%
01065		1	0.0%
01080		1	0.0%
01083		1	0.0%
01095		1	0.0%
01102		1	0.0%
01120		1	0.0%
01125		2	0.0%
01162		1	0.0%
01200		2	0.0%
01209		1	0.0%
01216		1	0.0%
01230		1	0.0%
01250		1	0.0%
01260		1	0.0%

**File : 25 UP****# TOT: TOTAL OF TOTAL**

<b>Value</b>	<b>Label</b>	<b>Cases</b>	<b>Percentage</b>
01300		2	0.0%
01303		1	0.0%
01315		1	0.0%
01320		1	0.0%
01361		1	0.0%
01392		1	0.0%
01400		1	0.0%
01415		1	0.0%
01424		1	0.0%
01440		1	0.0%
01442		1	0.0%
01450		1	0.0%
01475		2	0.0%
01498		1	0.0%
01500		5	0.0%
01502		1	0.0%
01520		1	0.0%
01567		1	0.0%
01572		1	0.0%
01600		2	0.0%
01601		1	0.0%
01623		1	0.0%
01650		1	0.0%
01698		1	0.0%
01700		1	0.0%
01741		1	0.0%
01800		1	0.0%
01880		1	0.0%
01940		1	0.0%
02000		2	0.0%
02001		1	0.0%
02112		1	0.0%
02206		2	0.0%
02242		1	0.0%
02272		1	0.0%
02279		1	0.0%
02383		1	0.0%
02391		1	0.0%
02500		3	0.0%
02509		1	0.0%
02814		1	0.0%
02820		1	0.0%
02860		1	0.0%

# File : 25 UP

## # TOT: TOTAL OF TOTAL

Value	Label	Cases	Percentage
02915		1	0.0%
03000		1	0.0%
03650		1	0.0%
03750		1	0.0%
04000		1	0.0%
04145		1	0.0%
04470		1	0.0%
05816		1	0.0%
05944		1	0.0%
06500		1	0.0%
06750		1	0.0%
07000		1	0.0%
07500		1	0.0%

Warning: these figures indicate the number of cases found in the data file. They cannot be interpreted as summary statistics of the population of interest.

## # H\_ADULT\_M: HIRED ADULT MALE

<b>Information</b>	[Type= discrete] [Format=character] [Missing=*]
<b>Statistics [NW/ W]</b>	[Valid=2827513 /-] [Invalid=0 /-]

Value	Label	Cases	Percentage
00000		2168924	76.7%
00001		303903	10.7%
00002		153066	5.4%
00003		65113	2.3%
00004		38529	1.4%
00005		22203	0.8%
00006		14003	0.5%
00007		8225	0.3%
00008		9046	0.3%
00009		4632	0.2%
00010		7644	0.3%
00011		2079	0.1%
00012		3134	0.1%
00013		1319	0.0%
00014		2064	0.1%
00015		2876	0.1%
00016		1072	0.0%
00017		677	0.0%
00018		1199	0.0%
00019		820	0.0%
00020		2202	0.1%
00021		411	0.0%
00022		521	0.0%
00023		364	0.0%
00024		585	0.0%

**File : 25 UP**

**# H\_ADULT\_M: HIRED ADULT MALE**

<b>Value</b>	<b>Label</b>	<b>Cases</b>	<b>Percentage</b>
00025		1237	0.0%
00026		284	0.0%
00027		233	0.0%
00028		377	0.0%
00029		368	0.0%
00030		1043	0.0%
00031		194	0.0%
00032		282	0.0%
00033		150	0.0%
00034		237	0.0%
00035		554	0.0%
00036		176	0.0%
00037		111	0.0%
00038		242	0.0%
00039		214	0.0%
00040		839	0.0%
00041		96	0.0%
00042		144	0.0%
00043		92	0.0%
00044		118	0.0%
00045		270	0.0%
00046		91	0.0%
00047		80	0.0%
00048		199	0.0%
00049		186	0.0%
00050		643	0.0%
00051		62	0.0%
00052		78	0.0%
00053		57	0.0%
00054		72	0.0%
00055		126	0.0%
00056		41	0.0%
00057		38	0.0%
00058		73	0.0%
00059		85	0.0%
00060		301	0.0%
00061		29	0.0%
00062		54	0.0%
00063		31	0.0%
00064		34	0.0%
00065		99	0.0%
00066		21	0.0%
00067		19	0.0%

**File : 25 UP**

**# H\_ADULT\_M: HIRED ADULT MALE**

<b>Value</b>	<b>Label</b>	<b>Cases</b>	<b>Percentage</b>
00068		58	0.0%
00069		42	0.0%
00070		176	0.0%
00071		15	0.0%
00072		30	0.0%
00073		30	0.0%
00074		33	0.0%
00075		102	0.0%
00076		25	0.0%
00077		12	0.0%
00078		36	0.0%
00079		37	0.0%
00080		137	0.0%
00081		13	0.0%
00082		18	0.0%
00083		24	0.0%
00084		29	0.0%
00085		43	0.0%
00086		19	0.0%
00087		17	0.0%
00088		29	0.0%
00089		18	0.0%
00090		85	0.0%
00091		15	0.0%
00092		25	0.0%
00093		14	0.0%
00094		16	0.0%
00095		44	0.0%
00096		26	0.0%
00097		13	0.0%
00098		57	0.0%
00099		51	0.0%
00100		224	0.0%
00101		19	0.0%
00102		15	0.0%
00103		18	0.0%
00104		23	0.0%
00105		24	0.0%
00106		9	0.0%
00107		6	0.0%
00108		15	0.0%
00109		16	0.0%
00110		37	0.0%

**File : 25 UP**

**# H\_ADULT\_M: HIRED ADULT MALE**

Value	Label	Cases	Percentage
00111		7	0.0%
00112		3	0.0%
00113		3	0.0%
00114		5	0.0%
00115		20	0.0%
00116		15	0.0%
00117		10	0.0%
00118		13	0.0%
00119		11	0.0%
00120		57	0.0%
00121		9	0.0%
00122		6	0.0%
00123		12	0.0%
00124		13	0.0%
00125		35	0.0%
00126		8	0.0%
00127		4	0.0%
00128		9	0.0%
00129		9	0.0%
00130		33	0.0%
00131		7	0.0%
00132		7	0.0%
00133		1	0.0%
00134		5	0.0%
00135		10	0.0%
00136		5	0.0%
00137		7	0.0%
00138		6	0.0%
00139		3	0.0%
00140		36	0.0%
00142		5	0.0%
00143		7	0.0%
00144		8	0.0%
00145		21	0.0%
00146		9	0.0%
00147		5	0.0%
00148		24	0.0%
00149		22	0.0%
00150		111	0.0%
00151		3	0.0%
00152		2	0.0%
00153		2	0.0%
00154		4	0.0%



**File : 25 UP****# H\_ADULT\_M: HIRED ADULT MALE**

<b>Value</b>	<b>Label</b>	<b>Cases</b>	<b>Percentage</b>
00155		5	0.0%
00156		3	0.0%
00157		2	0.0%
00158		8	0.0%
00159		4	0.0%
00160		22	0.0%
00161		1	0.0%
00162		5	0.0%
00163		1	0.0%
00165		10	0.0%
00166		3	0.0%
00167		2	0.0%
00168		3	0.0%
00169		4	0.0%
00170		13	0.0%
00171		3	0.0%
00172		1	0.0%
00173		6	0.0%
00174		4	0.0%
00175		12	0.0%
00176		3	0.0%
00178		2	0.0%
00179		1	0.0%
00180		11	0.0%
00181		2	0.0%
00182		4	0.0%
00183		2	0.0%
00184		1	0.0%
00185		6	0.0%
00186		1	0.0%
00187		2	0.0%
00188		2	0.0%
00189		2	0.0%
00190		7	0.0%
00192		1	0.0%
00193		3	0.0%
00194		3	0.0%
00195		7	0.0%
00196		8	0.0%
00197		4	0.0%
00198		16	0.0%
00199		12	0.0%
00200		75	0.0%

**File : 25 UP****# H\_ADULT\_M: HIRED ADULT MALE**

<b>Value</b>	<b>Label</b>	<b>Cases</b>	<b>Percentage</b>
00201		5	0.0%
00202		1	0.0%
00203		1	0.0%
00205		5	0.0%
00206		5	0.0%
00207		3	0.0%
00208		5	0.0%
00209		3	0.0%
00210		10	0.0%
00211		3	0.0%
00212		2	0.0%
00213		3	0.0%
00215		4	0.0%
00216		1	0.0%
00217		3	0.0%
00218		2	0.0%
00219		2	0.0%
00220		4	0.0%
00221		2	0.0%
00223		1	0.0%
00224		1	0.0%
00225		3	0.0%
00226		3	0.0%
00227		1	0.0%
00228		4	0.0%
00229		2	0.0%
00230		2	0.0%
00231		3	0.0%
00234		1	0.0%
00235		4	0.0%
00236		1	0.0%
00237		2	0.0%
00238		4	0.0%
00239		4	0.0%
00240		5	0.0%
00241		5	0.0%
00242		2	0.0%
00244		1	0.0%
00245		6	0.0%
00246		3	0.0%
00247		1	0.0%
00248		4	0.0%
00249		6	0.0%

**File : 25 UP**

**# H\_ADULT\_M: HIRED ADULT MALE**

Value	Label	Cases	Percentage
00250		38	0.0%
00251		2	0.0%
00254		2	0.0%
00255		1	0.0%
00256		3	0.0%
00257		1	0.0%
00258		3	0.0%
00259		2	0.0%
00260		5	0.0%
00261		1	0.0%
00262		1	0.0%
00264		2	0.0%
00265		1	0.0%
00266		3	0.0%
00267		1	0.0%
00269		1	0.0%
00270		2	0.0%
00272		1	0.0%
00273		1	0.0%
00276		1	0.0%
00278		2	0.0%
00279		1	0.0%
00280		4	0.0%
00281		1	0.0%
00282		1	0.0%
00283		1	0.0%
00284		3	0.0%
00285		3	0.0%
00286		2	0.0%
00287		1	0.0%
00288		3	0.0%
00290		2	0.0%
00291		1	0.0%
00292		2	0.0%
00293		2	0.0%
00295		3	0.0%
00296		2	0.0%
00297		1	0.0%
00299		5	0.0%
00300		28	0.0%
00301		2	0.0%
00302		1	0.0%
00303		3	0.0%

**File : 25 UP**

**# H\_ADULT\_M: HIRED ADULT MALE**

Value	Label	Cases	Percentage
00305		3	0.0%
00306		1	0.0%
00308		1	0.0%
00310		5	0.0%
00311		1	0.0%
00312		4	0.0%
00315		5	0.0%
00316		1	0.0%
00317		1	0.0%
00320		3	0.0%
00321		3	0.0%
00324		2	0.0%
00325		3	0.0%
00326		1	0.0%
00327		1	0.0%
00340		5	0.0%
00341		1	0.0%
00343		1	0.0%
00349		2	0.0%
00350		16	0.0%
00351		2	0.0%
00354		1	0.0%
00355		2	0.0%
00356		3	0.0%
00358		1	0.0%
00360		2	0.0%
00361		1	0.0%
00362		1	0.0%
00365		1	0.0%
00367		2	0.0%
00368		1	0.0%
00370		1	0.0%
00373		1	0.0%
00376		1	0.0%
00377		1	0.0%
00380		2	0.0%
00385		1	0.0%
00388		1	0.0%
00390		3	0.0%
00391		1	0.0%
00392		1	0.0%
00398		1	0.0%
00400		22	0.0%

**File : 25 UP**

**# H\_ADULT\_M: HIRED ADULT MALE**

Value	Label	Cases	Percentage
00402		1	0.0%
00405		1	0.0%
00410		1	0.0%
00413		1	0.0%
00415		3	0.0%
00418		1	0.0%
00419		1	0.0%
00421		2	0.0%
00422		1	0.0%
00425		1	0.0%
00426		2	0.0%
00430		1	0.0%
00431		2	0.0%
00435		1	0.0%
00438		1	0.0%
00439		1	0.0%
00440		1	0.0%
00445		2	0.0%
00446		1	0.0%
00450		1	0.0%
00455		1	0.0%
00459		1	0.0%
00460		1	0.0%
00461		1	0.0%
00462		2	0.0%
00472		1	0.0%
00480		6	0.0%
00482		1	0.0%
00490		1	0.0%
00495		1	0.0%
00498		1	0.0%
00499		5	0.0%
00500		14	0.0%
00509		1	0.0%
00510		2	0.0%
00513		1	0.0%
00516		2	0.0%
00520		3	0.0%
00521		1	0.0%
00525		2	0.0%
00526		1	0.0%
00534		1	0.0%
00540		1	0.0%

**File : 25 UP**

**# H\_ADULT\_M: HIRED ADULT MALE**

Value	Label	Cases	Percentage
00543		1	0.0%
00545		1	0.0%
00548		1	0.0%
00549		2	0.0%
00550		2	0.0%
00554		1	0.0%
00555		1	0.0%
00556		1	0.0%
00557		1	0.0%
00560		2	0.0%
00567		1	0.0%
00569		2	0.0%
00573		1	0.0%
00575		1	0.0%
00582		1	0.0%
00590		2	0.0%
00600		9	0.0%
00605		1	0.0%
00612		1	0.0%
00615		1	0.0%
00617		1	0.0%
00620		1	0.0%
00625		1	0.0%
00630		1	0.0%
00642		1	0.0%
00645		1	0.0%
00660		1	0.0%
00663		1	0.0%
00690		2	0.0%
00692		1	0.0%
00697		1	0.0%
00700		5	0.0%
00710		2	0.0%
00724		1	0.0%
00725		1	0.0%
00729		1	0.0%
00730		2	0.0%
00738		2	0.0%
00750		2	0.0%
00775		1	0.0%
00785		1	0.0%
00789		1	0.0%
00800		8	0.0%

**File : 25 UP**

**# H\_ADULT\_M: HIRED ADULT MALE**

Value	Label	Cases	Percentage
00820		1	0.0%
00821		1	0.0%
00850		2	0.0%
00853		1	0.0%
00892		1	0.0%
00893		1	0.0%
00900		2	0.0%
00924		1	0.0%
00936		1	0.0%
00948		1	0.0%
00950		1	0.0%
00955		1	0.0%
00970		1	0.0%
00974		1	0.0%
00975		1	0.0%
00976		1	0.0%
00980		1	0.0%
00997		1	0.0%
01000		8	0.0%
01009		1	0.0%
01030		1	0.0%
01061		1	0.0%
01065		1	0.0%
01081		1	0.0%
01085		1	0.0%
01100		1	0.0%
01105		1	0.0%
01110		1	0.0%
01125		1	0.0%
01150		1	0.0%
01162		1	0.0%
01192		1	0.0%
01200		3	0.0%
01215		1	0.0%
01250		1	0.0%
01260		1	0.0%
01275		1	0.0%
01280		1	0.0%
01297		1	0.0%
01299		1	0.0%
01310		1	0.0%
01320		1	0.0%
01360		1	0.0%

**File : 25 UP**

**# H\_ADULT\_M: HIRED ADULT MALE**

Value	Label	Cases	Percentage
01392		1	0.0%
01400		1	0.0%
01438		1	0.0%
01442		1	0.0%
01450		2	0.0%
01470		1	0.0%
01476		1	0.0%
01499		1	0.0%
01500		4	0.0%
01552		1	0.0%
01555		1	0.0%
01584		1	0.0%
01595		1	0.0%
01600		1	0.0%
01626		1	0.0%
01635		1	0.0%
01650		2	0.0%
01665		1	0.0%
01800		2	0.0%
01874		1	0.0%
02000		3	0.0%
02001		2	0.0%
02076		1	0.0%
02150		1	0.0%
02184		1	0.0%
02202		1	0.0%
02315		1	0.0%
02500		1	0.0%
02503		1	0.0%
02720		1	0.0%
02800		2	0.0%
02820		1	0.0%
02980		1	0.0%
03250		1	0.0%
03440		1	0.0%
03650		1	0.0%
04105		1	0.0%
05633		1	0.0%
05846		1	0.0%
06000		2	0.0%
06750		1	0.0%
07000		1	0.0%

*Warning: these figures indicate the number of cases found in the data file. They cannot be interpreted as summary statistics of the population of interest.*



# File : 25 UP

## # H\_ADULT\_F: HIRED ADULT FEMALE

**Information** [Type= discrete] [Format=character] [Missing=\*]

**Statistics [NW/ W]** [Valid=2827513 /-] [Invalid=0 /-]

Value	Label	Cases	Percentage
00000		2764285	97.8%
00001		24830	0.9%
00002		14727	0.5%
00003		6051	0.2%
00004		3835	0.1%
00005		3107	0.1%
00006		1629	0.1%
00007		899	0.0%
00008		948	0.0%
00009		375	0.0%
00010		1580	0.1%
00011		218	0.0%
00012		436	0.0%
00013		132	0.0%
00014		160	0.0%
00015		716	0.0%
00016		139	0.0%
00017		97	0.0%
00018		156	0.0%
00019		67	0.0%
00020		809	0.0%
00021		54	0.0%
00022		84	0.0%
00023		50	0.0%
00024		53	0.0%
00025		366	0.0%
00026		43	0.0%
00027		47	0.0%
00028		65	0.0%
00029		25	0.0%
00030		363	0.0%
00031		21	0.0%
00032		34	0.0%
00033		20	0.0%
00034		13	0.0%
00035		127	0.0%
00036		21	0.0%
00037		23	0.0%
00038		27	0.0%
00039		13	0.0%
00040		211	0.0%

**File : 25 UP**

**# H\_ADULT\_F: HIRED ADULT FEMALE**

Value	Label	Cases	Percentage
00041		8	0.0%
00042		14	0.0%
00043		13	0.0%
00044		9	0.0%
00045		37	0.0%
00046		8	0.0%
00047		5	0.0%
00048		12	0.0%
00049		7	0.0%
00050		183	0.0%
00051		6	0.0%
00052		7	0.0%
00053		2	0.0%
00054		3	0.0%
00055		18	0.0%
00056		1	0.0%
00057		3	0.0%
00058		6	0.0%
00059		1	0.0%
00060		41	0.0%
00061		1	0.0%
00062		2	0.0%
00063		1	0.0%
00064		4	0.0%
00065		15	0.0%
00066		1	0.0%
00067		1	0.0%
00068		2	0.0%
00069		3	0.0%
00070		16	0.0%
00071		1	0.0%
00072		5	0.0%
00073		3	0.0%
00074		1	0.0%
00075		16	0.0%
00076		1	0.0%
00077		1	0.0%
00079		1	0.0%
00080		17	0.0%
00081		2	0.0%
00082		3	0.0%
00084		1	0.0%
00085		5	0.0%

**File : 25 UP**

**# H\_ADULT\_F: HIRED ADULT FEMALE**

Value	Label	Cases	Percentage
00088		1	0.0%
00089		1	0.0%
00090		13	0.0%
00091		2	0.0%
00093		2	0.0%
00094		1	0.0%
00095		3	0.0%
00096		1	0.0%
00097		2	0.0%
00098		2	0.0%
00099		1	0.0%
00100		35	0.0%
00102		1	0.0%
00103		1	0.0%
00105		3	0.0%
00106		1	0.0%
00110		4	0.0%
00111		1	0.0%
00112		1	0.0%
00115		4	0.0%
00120		6	0.0%
00122		1	0.0%
00124		1	0.0%
00125		4	0.0%
00126		1	0.0%
00127		1	0.0%
00128		1	0.0%
00135		1	0.0%
00140		3	0.0%
00141		1	0.0%
00147		1	0.0%
00148		1	0.0%
00150		13	0.0%
00152		1	0.0%
00158		1	0.0%
00166		1	0.0%
00170		3	0.0%
00180		1	0.0%
00183		1	0.0%
00192		1	0.0%
00199		1	0.0%
00200		14	0.0%
00205		4	0.0%

**File : 25 UP**

**# H\_ADULT\_F: HIRED ADULT FEMALE**

Value	Label	Cases	Percentage
00215		1	0.0%
00225		2	0.0%
00231		1	0.0%
00238		1	0.0%
00250		1	0.0%
00267		1	0.0%
00300		2	0.0%
00310		1	0.0%
00322		1	0.0%
00370		2	0.0%
00383		1	0.0%
00391		1	0.0%
00435		1	0.0%
00500		3	0.0%
00542		1	0.0%
00550		1	0.0%
00725		1	0.0%
01000		2	0.0%
01220		1	0.0%
01500		1	0.0%
02500		1	0.0%

*Warning: these figures indicate the number of cases found in the data file. They cannot be interpreted as summary statistics of the population of interest.*

**# H\_CHILD\_M: HIRED CHIELD MALE**

**Information** [Type= discrete] [Format=character] [Missing=\*]

**Statistics [NW/ W]** [Valid=2827513 /-] [Invalid=0 /-]

Value	Label	Cases	Percentage
00000		2792797	98.8%
00001		20318	0.7%
00002		9761	0.3%
00003		2151	0.1%
00004		929	0.0%
00005		444	0.0%
00006		196	0.0%
00007		78	0.0%
00008		113	0.0%
00009		22	0.0%
00010		313	0.0%
00011		10	0.0%
00012		47	0.0%
00013		6	0.0%
00014		10	0.0%
00015		91	0.0%
00016		8	0.0%

**File : 25 UP**

**# H\_CHILD\_M: HIRED CHIELD MALE**

Value	Label	Cases	Percentage
00018		8	0.0%
00019		1	0.0%
00020		71	0.0%
00021		1	0.0%
00022		7	0.0%
00024		1	0.0%
00025		33	0.0%
00026		2	0.0%
00027		1	0.0%
00028		2	0.0%
00030		28	0.0%
00031		1	0.0%
00032		2	0.0%
00034		1	0.0%
00035		8	0.0%
00037		1	0.0%
00040		10	0.0%
00045		4	0.0%
00050		18	0.0%
00060		3	0.0%
00070		2	0.0%
00075		2	0.0%
00080		1	0.0%
00090		1	0.0%
00100		1	0.0%
00135		1	0.0%
00160		1	0.0%
00176		1	0.0%
00185		1	0.0%
00192		1	0.0%
00200		1	0.0%
00211		1	0.0%
00217		1	0.0%
00265		1	0.0%

*Warning: these figures indicate the number of cases found in the data file. They cannot be interpreted as summary statistics of the population of interest.*

**# H\_CHILD\_F: HIRED CHIELD FEMALE**

<b>Information</b>	[Type= discrete] [Format=character] [Missing=*]		
<b>Statistics [NW/ W]</b>	[Valid=2827513 /-] [Invalid=0 /-]		
Value	Label	Cases	Percentage
00000		2825008	99.9%
00001		999	0.0%
00002		628	0.0%
00003		209	0.0%

**File : 25 UP**

**# H\_CHILD\_F: HIRED CHIELD FEMALE**

Value	Label	Cases	Percentage
00004		116	0.0%
00005		147	0.0%
00006		56	0.0%
00007		26	0.0%
00008		57	0.0%
00009		7	0.0%
00010		125	0.0%
00011		5	0.0%
00012		12	0.0%
00013		3	0.0%
00014		4	0.0%
00015		28	0.0%
00016		2	0.0%
00018		3	0.0%
00019		2	0.0%
00020		22	0.0%
00024		1	0.0%
00025		13	0.0%
00028		1	0.0%
00030		9	0.0%
00031		1	0.0%
00032		1	0.0%
00035		2	0.0%
00037		1	0.0%
00039		1	0.0%
00040		6	0.0%
00050		7	0.0%
00055		1	0.0%
00060		1	0.0%
00090		1	0.0%
00099		1	0.0%
00104		1	0.0%
00108		1	0.0%
00115		2	0.0%
00150		1	0.0%
00155		1	0.0%
00185		1	0.0%

*Warning: these figures indicate the number of cases found in the data file. They cannot be interpreted as summary statistics of the population of interest.*

**# T\_HIRED: TOTAL OF HIRED**

**Information** [Type= discrete] [Format=character] [Missing=\*]

**Statistics [NW/ W]** [Valid=2827513 /-] [Invalid=0 /-]

Value	Label	Cases	Percentage
00000		2146880	75.9%

**File : 25 UP**

**# T\_HIRED: TOTAL OF HIRED**

Value	Label	Cases	Percentage
00001		294648	10.4%
00002		157698	5.6%
00003		70332	2.5%
00004		43370	1.5%
00005		25977	0.9%
00006		16952	0.6%
00007		10095	0.4%
00008		10146	0.4%
00009		5581	0.2%
00010		8129	0.3%
00011		2803	0.1%
00012		3687	0.1%
00013		1756	0.1%
00014		2440	0.1%
00015		2901	0.1%
00016		1321	0.0%
00017		940	0.0%
00018		1274	0.0%
00019		917	0.0%
00020		1966	0.1%
00021		540	0.0%
00022		642	0.0%
00023		457	0.0%
00024		681	0.0%
00025		1266	0.0%
00026		361	0.0%
00027		305	0.0%
00028		430	0.0%
00029		376	0.0%
00030		964	0.0%
00031		226	0.0%
00032		367	0.0%
00033		204	0.0%
00034		285	0.0%
00035		598	0.0%
00036		225	0.0%
00037		143	0.0%
00038		218	0.0%
00039		243	0.0%
00040		701	0.0%
00041		136	0.0%
00042		207	0.0%
00043		151	0.0%

**File : 25 UP**

**# T\_HIRED: TOTAL OF HIRED**

<b>Value</b>	<b>Label</b>	<b>Cases</b>	<b>Percentage</b>
00044		156	0.0%
00045		363	0.0%
00046		141	0.0%
00047		123	0.0%
00048		211	0.0%
00049		220	0.0%
00050		673	0.0%
00051		107	0.0%
00052		113	0.0%
00053		75	0.0%
00054		108	0.0%
00055		192	0.0%
00056		74	0.0%
00057		53	0.0%
00058		114	0.0%
00059		112	0.0%
00060		368	0.0%
00061		60	0.0%
00062		64	0.0%
00063		56	0.0%
00064		71	0.0%
00065		167	0.0%
00066		47	0.0%
00067		45	0.0%
00068		78	0.0%
00069		70	0.0%
00070		227	0.0%
00071		37	0.0%
00072		45	0.0%
00073		47	0.0%
00074		51	0.0%
00075		133	0.0%
00076		29	0.0%
00077		27	0.0%
00078		57	0.0%
00079		42	0.0%
00080		140	0.0%
00081		28	0.0%
00082		35	0.0%
00083		33	0.0%
00084		38	0.0%
00085		71	0.0%
00086		26	0.0%



**File : 25 UP**

**# T\_HIRED: TOTAL OF HIRED**

Value	Label	Cases	Percentage
00087		28	0.0%
00088		33	0.0%
00089		20	0.0%
00090		145	0.0%
00091		29	0.0%
00092		22	0.0%
00093		37	0.0%
00094		30	0.0%
00095		71	0.0%
00096		29	0.0%
00097		16	0.0%
00098		55	0.0%
00099		60	0.0%
00100		257	0.0%
00101		25	0.0%
00102		24	0.0%
00103		16	0.0%
00104		18	0.0%
00105		44	0.0%
00106		15	0.0%
00107		12	0.0%
00108		19	0.0%
00109		22	0.0%
00110		47	0.0%
00111		8	0.0%
00112		7	0.0%
00113		9	0.0%
00114		11	0.0%
00115		23	0.0%
00116		11	0.0%
00117		9	0.0%
00118		14	0.0%
00119		16	0.0%
00120		62	0.0%
00121		11	0.0%
00122		8	0.0%
00123		15	0.0%
00124		19	0.0%
00125		46	0.0%
00126		14	0.0%
00127		9	0.0%
00128		9	0.0%
00129		14	0.0%

**File : 25 UP**

**# T\_HIRED: TOTAL OF HIRED**

Value	Label	Cases	Percentage
00130		39	0.0%
00131		18	0.0%
00132		13	0.0%
00133		8	0.0%
00134		8	0.0%
00135		21	0.0%
00136		8	0.0%
00137		8	0.0%
00138		9	0.0%
00139		10	0.0%
00140		41	0.0%
00141		4	0.0%
00142		12	0.0%
00143		6	0.0%
00144		11	0.0%
00145		15	0.0%
00146		8	0.0%
00147		4	0.0%
00148		29	0.0%
00149		26	0.0%
00150		123	0.0%
00151		13	0.0%
00152		7	0.0%
00153		5	0.0%
00154		7	0.0%
00155		15	0.0%
00156		7	0.0%
00157		4	0.0%
00158		16	0.0%
00159		6	0.0%
00160		27	0.0%
00161		2	0.0%
00162		3	0.0%
00163		5	0.0%
00164		7	0.0%
00165		12	0.0%
00166		6	0.0%
00167		5	0.0%
00168		8	0.0%
00169		1	0.0%
00170		22	0.0%
00171		3	0.0%
00172		1	0.0%

**File : 25 UP****# T\_HIRED: TOTAL OF HIRED**

<b>Value</b>	<b>Label</b>	<b>Cases</b>	<b>Percentage</b>
00173		8	0.0%
00174		9	0.0%
00175		16	0.0%
00176		5	0.0%
00177		1	0.0%
00178		5	0.0%
00179		7	0.0%
00180		23	0.0%
00181		1	0.0%
00182		1	0.0%
00183		6	0.0%
00184		2	0.0%
00185		10	0.0%
00186		4	0.0%
00188		5	0.0%
00189		2	0.0%
00190		17	0.0%
00192		1	0.0%
00193		4	0.0%
00194		5	0.0%
00195		8	0.0%
00196		6	0.0%
00197		4	0.0%
00198		18	0.0%
00199		7	0.0%
00200		81	0.0%
00201		8	0.0%
00202		2	0.0%
00203		6	0.0%
00204		5	0.0%
00205		7	0.0%
00206		3	0.0%
00207		1	0.0%
00208		5	0.0%
00209		9	0.0%
00210		15	0.0%
00211		1	0.0%
00212		3	0.0%
00213		3	0.0%
00214		5	0.0%
00215		3	0.0%
00216		2	0.0%
00217		2	0.0%

**File : 25 UP**

**# T\_HIRED: TOTAL OF HIRED**

Value	Label	Cases	Percentage
00218		5	0.0%
00219		3	0.0%
00220		6	0.0%
00221		1	0.0%
00222		2	0.0%
00223		2	0.0%
00224		2	0.0%
00225		10	0.0%
00226		1	0.0%
00227		1	0.0%
00228		6	0.0%
00229		3	0.0%
00230		5	0.0%
00231		2	0.0%
00232		2	0.0%
00234		3	0.0%
00235		4	0.0%
00236		1	0.0%
00237		1	0.0%
00238		3	0.0%
00239		3	0.0%
00240		6	0.0%
00241		4	0.0%
00242		2	0.0%
00243		1	0.0%
00244		2	0.0%
00245		6	0.0%
00246		4	0.0%
00247		1	0.0%
00248		9	0.0%
00249		4	0.0%
00250		42	0.0%
00251		3	0.0%
00252		1	0.0%
00253		3	0.0%
00254		1	0.0%
00255		3	0.0%
00256		1	0.0%
00257		1	0.0%
00258		1	0.0%
00259		3	0.0%
00260		6	0.0%
00261		2	0.0%

**File : 25 UP****# T\_HIRED: TOTAL OF HIRED**

<b>Value</b>	<b>Label</b>	<b>Cases</b>	<b>Percentage</b>
00262		2	0.0%
00263		3	0.0%
00264		2	0.0%
00265		5	0.0%
00266		2	0.0%
00267		2	0.0%
00268		2	0.0%
00269		1	0.0%
00270		1	0.0%
00271		1	0.0%
00272		3	0.0%
00273		1	0.0%
00274		2	0.0%
00275		6	0.0%
00276		2	0.0%
00277		2	0.0%
00278		4	0.0%
00279		1	0.0%
00280		4	0.0%
00281		2	0.0%
00282		1	0.0%
00283		1	0.0%
00284		2	0.0%
00285		3	0.0%
00288		3	0.0%
00289		1	0.0%
00290		2	0.0%
00291		1	0.0%
00292		1	0.0%
00293		1	0.0%
00295		8	0.0%
00296		6	0.0%
00297		1	0.0%
00298		3	0.0%
00299		6	0.0%
00300		25	0.0%
00302		1	0.0%
00305		5	0.0%
00306		1	0.0%
00307		1	0.0%
00308		1	0.0%
00309		1	0.0%
00310		5	0.0%

**File : 25 UP****# T\_HIRED: TOTAL OF HIRED**

<b>Value</b>	<b>Label</b>	<b>Cases</b>	<b>Percentage</b>
00311		1	0.0%
00312		1	0.0%
00313		1	0.0%
00314		2	0.0%
00315		4	0.0%
00316		1	0.0%
00317		1	0.0%
00318		1	0.0%
00320		4	0.0%
00321		2	0.0%
00322		1	0.0%
00323		1	0.0%
00324		1	0.0%
00325		5	0.0%
00326		1	0.0%
00327		1	0.0%
00328		3	0.0%
00330		1	0.0%
00331		1	0.0%
00332		1	0.0%
00333		1	0.0%
00335		1	0.0%
00337		1	0.0%
00338		1	0.0%
00339		2	0.0%
00341		1	0.0%
00342		1	0.0%
00343		3	0.0%
00349		1	0.0%
00350		5	0.0%
00351		2	0.0%
00353		1	0.0%
00356		3	0.0%
00357		2	0.0%
00358		3	0.0%
00359		2	0.0%
00360		3	0.0%
00361		1	0.0%
00362		2	0.0%
00363		2	0.0%
00365		1	0.0%
00367		1	0.0%
00369		3	0.0%

**File : 25 UP**

**# T\_HIRED: TOTAL OF HIRED**

Value	Label	Cases	Percentage
00370		2	0.0%
00373		1	0.0%
00375		2	0.0%
00376		1	0.0%
00378		1	0.0%
00379		1	0.0%
00380		3	0.0%
00382		1	0.0%
00386		1	0.0%
00388		2	0.0%
00389		2	0.0%
00390		1	0.0%
00391		2	0.0%
00400		19	0.0%
00404		1	0.0%
00405		2	0.0%
00410		1	0.0%
00414		2	0.0%
00416		1	0.0%
00421		1	0.0%
00422		1	0.0%
00423		1	0.0%
00424		1	0.0%
00425		1	0.0%
00426		1	0.0%
00429		2	0.0%
00430		3	0.0%
00431		2	0.0%
00432		2	0.0%
00438		2	0.0%
00440		1	0.0%
00441		1	0.0%
00442		1	0.0%
00445		3	0.0%
00446		1	0.0%
00447		1	0.0%
00449		1	0.0%
00450		6	0.0%
00452		1	0.0%
00460		1	0.0%
00462		1	0.0%
00465		1	0.0%
00473		1	0.0%

**File : 25 UP****# T\_HIRED: TOTAL OF HIRED**

<b>Value</b>	<b>Label</b>	<b>Cases</b>	<b>Percentage</b>
00475		1	0.0%
00477		1	0.0%
00480		1	0.0%
00481		1	0.0%
00483		1	0.0%
00484		1	0.0%
00485		1	0.0%
00486		1	0.0%
00487		1	0.0%
00489		1	0.0%
00491		1	0.0%
00495		1	0.0%
00497		1	0.0%
00498		1	0.0%
00499		3	0.0%
00500		21	0.0%
00501		1	0.0%
00505		1	0.0%
00506		1	0.0%
00510		1	0.0%
00515		2	0.0%
00520		2	0.0%
00523		1	0.0%
00524		1	0.0%
00525		3	0.0%
00526		1	0.0%
00530		1	0.0%
00532		1	0.0%
00535		1	0.0%
00539		1	0.0%
00541		1	0.0%
00544		1	0.0%
00545		2	0.0%
00546		1	0.0%
00548		1	0.0%
00549		1	0.0%
00550		5	0.0%
00557		1	0.0%
00561		1	0.0%
00565		2	0.0%
00569		3	0.0%
00570		2	0.0%
00575		2	0.0%



**File : 25 UP****# T\_HIRED: TOTAL OF HIRED**

<b>Value</b>	<b>Label</b>	<b>Cases</b>	<b>Percentage</b>
00580		1	0.0%
00582		2	0.0%
00584		2	0.0%
00588		1	0.0%
00590		2	0.0%
00592		1	0.0%
00600		7	0.0%
00610		1	0.0%
00617		4	0.0%
00618		1	0.0%
00620		1	0.0%
00636		2	0.0%
00641		1	0.0%
00645		2	0.0%
00649		1	0.0%
00650		2	0.0%
00660		1	0.0%
00676		1	0.0%
00688		1	0.0%
00697		1	0.0%
00700		3	0.0%
00721		1	0.0%
00724		1	0.0%
00725		1	0.0%
00738		2	0.0%
00748		1	0.0%
00750		4	0.0%
00783		1	0.0%
00791		1	0.0%
00799		1	0.0%
00800		7	0.0%
00820		1	0.0%
00821		1	0.0%
00828		1	0.0%
00835		1	0.0%
00850		2	0.0%
00853		1	0.0%
00854		1	0.0%
00899		1	0.0%
00900		6	0.0%
00905		1	0.0%
00909		1	0.0%
00936		1	0.0%

**File : 25 UP**

**# T\_HIRED: TOTAL OF HIRED**

Value	Label	Cases	Percentage
00943		1	0.0%
00959		1	0.0%
00970		1	0.0%
00974		1	0.0%
00975		2	0.0%
00976		1	0.0%
00990		1	0.0%
01000		5	0.0%
01010		2	0.0%
01015		1	0.0%
01043		1	0.0%
01050		2	0.0%
01060		1	0.0%
01061		1	0.0%
01065		1	0.0%
01080		1	0.0%
01083		1	0.0%
01095		1	0.0%
01100		1	0.0%
01120		1	0.0%
01125		2	0.0%
01162		1	0.0%
01200		3	0.0%
01209		1	0.0%
01216		1	0.0%
01230		1	0.0%
01260		1	0.0%
01300		2	0.0%
01303		1	0.0%
01315		1	0.0%
01320		1	0.0%
01360		1	0.0%
01392		1	0.0%
01400		1	0.0%
01415		1	0.0%
01424		1	0.0%
01439		1	0.0%
01442		1	0.0%
01450		1	0.0%
01475		2	0.0%
01498		1	0.0%
01500		6	0.0%
01519		1	0.0%

**File : 25 UP**

**# T\_HIRED: TOTAL OF HIRED**

Value	Label	Cases	Percentage
01562		1	0.0%
01572		1	0.0%
01600		2	0.0%
01601		1	0.0%
01623		1	0.0%
01650		1	0.0%
01698		1	0.0%
01700		1	0.0%
01741		1	0.0%
01800		1	0.0%
01880		1	0.0%
01940		1	0.0%
02000		3	0.0%
02112		1	0.0%
02206		2	0.0%
02242		1	0.0%
02272		1	0.0%
02279		1	0.0%
02383		1	0.0%
02391		1	0.0%
02500		3	0.0%
02509		1	0.0%
02814		1	0.0%
02820		1	0.0%
02860		1	0.0%
02915		1	0.0%
03000		1	0.0%
03650		1	0.0%
03750		1	0.0%
03980		1	0.0%
04145		1	0.0%
04470		1	0.0%
05816		1	0.0%
05944		1	0.0%
06500		1	0.0%
06750		1	0.0%
07000		1	0.0%
07500		1	0.0%

*Warning: these figures indicate the number of cases found in the data file. They cannot be interpreted as summary statistics of the population of interest.*

**# REMAKS: REMARKS**

<b>Information</b>	[Type= discrete] [Format=character] [Missing=*]
<b>Statistics [NW/ W]</b>	[Valid=2827513 /-] [Invalid=0 /-]

# File : 25 UP

## # REMAKS: REMARKS

Value	Label	Cases	Percentage
000		2347754	83.0%
001		11133	0.4%
002		35277	1.2%
003		22525	0.8%
004		10847	0.4%
005		10712	0.4%
006		9365	0.3%
007		12987	0.5%
008		6969	0.2%
009		7828	0.3%
010		3548	0.1%
011		6946	0.2%
012		11344	0.4%
013		4057	0.1%
014		6926	0.2%
015		5052	0.2%
016		2856	0.1%
017		2199	0.1%
018		2929	0.1%
019		3603	0.1%
020		3204	0.1%
021		5097	0.2%
022		4655	0.2%
023		2609	0.1%
024		2780	0.1%
025		2833	0.1%
026		901	0.0%
027		3696	0.1%
028		2987	0.1%
029		1309	0.0%
030		485	0.0%
031		1582	0.1%
032		3122	0.1%
033		1748	0.1%
034		547	0.0%
035		2497	0.1%
036		2013	0.1%
037		1121	0.0%
038		2015	0.1%
039		1540	0.1%
040		5173	0.2%
041		2651	0.1%
042		684	0.0%

**File : 25 UP****# REMAKS: REMARKS**

<b>Value</b>	<b>Label</b>	<b>Cases</b>	<b>Percentage</b>
043		5023	0.2%
044		1788	0.1%
045		1267	0.0%
046		2529	0.1%
047		5446	0.2%
048		2203	0.1%
049		1455	0.1%
050		1493	0.1%
051		2483	0.1%
052		1675	0.1%
053		1032	0.0%
054		1244	0.0%
055		4242	0.2%
056		2430	0.1%
057		3151	0.1%
058		5009	0.2%
059		3659	0.1%
060		1616	0.1%
061		1825	0.1%
062		2177	0.1%
063		632	0.0%
064		1462	0.1%
065		1912	0.1%
066		1208	0.0%
067		1339	0.0%
068		1643	0.1%
069		2387	0.1%
070		1891	0.1%
071		1537	0.1%
072		46	0.0%
073		494	0.0%
074		400	0.0%
075		495	0.0%
076		1017	0.0%
077		1683	0.1%
078		517	0.0%
079		675	0.0%
080		1109	0.0%
081		1254	0.0%
082		719	0.0%
083		1052	0.0%
084		1552	0.1%
085		128	0.0%

**File : 25 UP****# REMAKS: REMARKS**

<b>Value</b>	<b>Label</b>	<b>Cases</b>	<b>Percentage</b>
086		1887	0.1%
087		762	0.0%
088		1029	0.0%
089		329	0.0%
090		377	0.0%
091		1393	0.0%
092		343	0.0%
093		2614	0.1%
094		244	0.0%
095		33	0.0%
096		1521	0.1%
097		1636	0.1%
098		1579	0.1%
099		843	0.0%
100		1137	0.0%
101		1140	0.0%
102		444	0.0%
103		664	0.0%
104		3900	0.1%
105		5154	0.2%
106		473	0.0%
107		3217	0.1%
108		418	0.0%
109		483	0.0%
110		585	0.0%
111		145	0.0%
112		2268	0.1%
113		698	0.0%
114		1414	0.1%
115		613	0.0%
116		1065	0.0%
117		573	0.0%
118		1010	0.0%
119		793	0.0%
120		474	0.0%
121		149	0.0%
122		719	0.0%
123		296	0.0%
124		1831	0.1%
125		1312	0.0%
126		603	0.0%
127		178	0.0%
128		337	0.0%

**File : 25 UP****# REMAKS: REMARKS**

<b>Value</b>	<b>Label</b>	<b>Cases</b>	<b>Percentage</b>
129		1555	0.1%
130		1615	0.1%
131		1762	0.1%
132		977	0.0%
133		300	0.0%
134		2368	0.1%
135		745	0.0%
136		682	0.0%
137		1296	0.0%
138		387	0.0%
139		1128	0.0%
140		284	0.0%
141		1360	0.0%
142		649	0.0%
143		150	0.0%
144		974	0.0%
145		1124	0.0%
146		255	0.0%
147		71	0.0%
148		745	0.0%
149		426	0.0%
150		573	0.0%
151		1273	0.0%
152		791	0.0%
153		47	0.0%
154		1376	0.0%
155		237	0.0%
156		9	0.0%
157		791	0.0%
158		896	0.0%
159		545	0.0%
160		988	0.0%
161		610	0.0%
162		963	0.0%
163		55	0.0%
164		149	0.0%
165		78	0.0%
166		4	0.0%
167		239	0.0%
168		1627	0.1%
169		328	0.0%
170		211	0.0%
171		42	0.0%

**File : 25 UP****# REMAKS: REMARKS**

<b>Value</b>	<b>Label</b>	<b>Cases</b>	<b>Percentage</b>
172		333	0.0%
173		173	0.0%
174		200	0.0%
175		646	0.0%
176		1428	0.1%
177		315	0.0%
178		812	0.0%
179		49	0.0%
180		681	0.0%
181		11	0.0%
182		993	0.0%
183		253	0.0%
184		3	0.0%
185		45	0.0%
186		369	0.0%
188		222	0.0%
189		450	0.0%
190		744	0.0%
192		7	0.0%
193		205	0.0%
194		50	0.0%
195		303	0.0%
196		12	0.0%
197		327	0.0%
198		181	0.0%
199		1672	0.1%
200		1281	0.0%
201		8	0.0%
202		1164	0.0%
203		849	0.0%
204		465	0.0%
205		790	0.0%
206		22	0.0%
207		74	0.0%
208		343	0.0%
209		406	0.0%
210		28	0.0%
211		48	0.0%
212		653	0.0%
213		30	0.0%
214		2	0.0%
215		104	0.0%
216		707	0.0%



**File : 25 UP****# REMAKS: REMARKS**

<b>Value</b>	<b>Label</b>	<b>Cases</b>	<b>Percentage</b>
217		28	0.0%
218		572	0.0%
219		174	0.0%
220		1672	0.1%
221		1947	0.1%
222		242	0.0%
223		130	0.0%
224		87	0.0%
225		470	0.0%
226		382	0.0%
227		1681	0.1%
228		13	0.0%
229		99	0.0%
230		9	0.0%
231		29	0.0%
232		1066	0.0%
233		759	0.0%
235		1	0.0%
236		18	0.0%
237		74	0.0%
238		185	0.0%
239		18	0.0%
241		28	0.0%
242		111	0.0%
244		315	0.0%
245		86	0.0%
246		2329	0.1%
247		135	0.0%
248		738	0.0%
250		852	0.0%
251		681	0.0%
252		194	0.0%
253		251	0.0%
254		47	0.0%
255		134	0.0%
256		1301	0.0%
257		651	0.0%
258		43	0.0%
259		169	0.0%
261		77	0.0%
262		1955	0.1%
264		7	0.0%
265		696	0.0%

**File : 25 UP****# REMAKS: REMARKS**

<b>Value</b>	<b>Label</b>	<b>Cases</b>	<b>Percentage</b>
266		461	0.0%
268		2441	0.1%
269		29	0.0%
270		168	0.0%
271		198	0.0%
272		25	0.0%
273		316	0.0%
274		73	0.0%
275		285	0.0%
276		222	0.0%
277		403	0.0%
278		2501	0.1%
279		1	0.0%
282		81	0.0%
283		122	0.0%
284		47	0.0%
286		715	0.0%
287		6	0.0%
288		82	0.0%
290		88	0.0%
291		116	0.0%
292		329	0.0%
295		310	0.0%
296		225	0.0%
297		43	0.0%
298		616	0.0%
299		298	0.0%
300		231	0.0%
303		8	0.0%
306		248	0.0%
307		2	0.0%
309		19	0.0%
310		5	0.0%
311		573	0.0%
313		22	0.0%
316		176	0.0%
318		28	0.0%
319		295	0.0%
323		590	0.0%
324		61	0.0%
325		97	0.0%
326		113	0.0%
327		9	0.0%

# File : 25 UP

## # REMAKS: REMARKS

Value	Label	Cases	Percentage
328		1550	0.1%
329		73	0.0%
330		426	0.0%
331		21	0.0%
336		141	0.0%
338		2	0.0%
341		49	0.0%
342		138	0.0%
344		203	0.0%
345		71	0.0%
346		26	0.0%
348		48	0.0%
352		352	0.0%
353		9	0.0%
354		310	0.0%
358		27	0.0%
360		290	0.0%
361		190	0.0%
362		421	0.0%
363		20	0.0%
364		165	0.0%
367		51	0.0%
368		106	0.0%
369		528	0.0%
372		28	0.0%
374		105	0.0%
375		119	0.0%
376		247	0.0%
378		236	0.0%
380		177	0.0%
382		41	0.0%
383		42	0.0%
384		42	0.0%
385		253	0.0%
387		349	0.0%
389		177	0.0%
394		18	0.0%
395		187	0.0%
398		74	0.0%
400		139	0.0%
401		47	0.0%
402		47	0.0%
403		5	0.0%

**File : 25 UP**

**# REMAKS: REMARKS**

Value	Label	Cases	Percentage
404		61	0.0%
405		13	0.0%
406		73	0.0%
407		18	0.0%
408		40	0.0%
409		833	0.0%
417		71	0.0%
419		21	0.0%
420		74	0.0%
423		1960	0.1%
424		4	0.0%
428		30	0.0%
432		392	0.0%
433		11	0.0%
434		608	0.0%
437		55	0.0%
438		9	0.0%
439		1083	0.0%
440		1540	0.1%
441		79	0.0%
443		748	0.0%
445		374	0.0%
446		156	0.0%
453		724	0.0%
454		42	0.0%
455		402	0.0%
456		7	0.0%
459		86	0.0%
460		258	0.0%
462		126	0.0%
468		62	0.0%
469		218	0.0%
472		74	0.0%
474		27	0.0%
482		54	0.0%
489		14	0.0%
490		37	0.0%
492		11	0.0%
496		238	0.0%
500		199	0.0%
501		427	0.0%
504		85	0.0%
505		79	0.0%

**File : 25 UP****# REMAKS: REMARKS**

<b>Value</b>	<b>Label</b>	<b>Cases</b>	<b>Percentage</b>
509		231	0.0%
513		17	0.0%
516		39	0.0%
521		63	0.0%
528		539	0.0%
532		154	0.0%
539		648	0.0%
540		290	0.0%
541		7	0.0%
544		109	0.0%
546		10	0.0%
548		1030	0.0%
551		222	0.0%
556		194	0.0%
557		72	0.0%
559		6	0.0%
562		14	0.0%
567		624	0.0%
575		7	0.0%
579		33	0.0%
583		52	0.0%
585		40	0.0%
588		25	0.0%
591		128	0.0%
596		133	0.0%
600		302	0.0%
602		121	0.0%
607		227	0.0%
622		1465	0.1%
625		24	0.0%
631		280	0.0%
634		21	0.0%
635		1358	0.0%
639		799	0.0%
648		14	0.0%
652		91	0.0%
655		175	0.0%
657		20	0.0%
659		2	0.0%
661		27	0.0%
662		62	0.0%
663		999	0.0%
666		259	0.0%

## File : 25 UP

### # REMAKS: REMARKS

Value	Label	Cases	Percentage
672		73	0.0%
674		7	0.0%
682		7	0.0%
685		152	0.0%
687		244	0.0%
688		14	0.0%
694		1138	0.0%
696		1	0.0%
698		14	0.0%
700		207	0.0%
705		2611	0.1%
709		113	0.0%
715		1024	0.0%
717		33	0.0%
719		136	0.0%
721		17	0.0%
723		485	0.0%
728		615	0.0%
731		408	0.0%
743		56	0.0%
749		316	0.0%
760		19	0.0%
777		532	0.0%
781		2	0.0%
784		1	0.0%
791		480	0.0%
802		14	0.0%
806		32	0.0%
818		220	0.0%
824		57	0.0%
831		50	0.0%
835		82	0.0%
840		739	0.0%
841		15	0.0%
849		35	0.0%
863		766	0.0%
864		3	0.0%
867		46	0.0%
871		179	0.0%
876		14	0.0%
880		441	0.0%
895		9	0.0%
896		31	0.0%

## File : 25 UP

### # REMAKS: REMARKS

Value	Label	Cases	Percentage
900		1	0.0%
903		18	0.0%
904		39	0.0%
912		56	0.0%
963		387	0.0%
973		124	0.0%
980		259	0.0%
992		320	0.0%

Warning: these figures indicate the number of cases found in the data file. They cannot be interpreted as summary statistics of the population of interest.

### # TYPE\_ENTERP: TYPE OF ENTERPRISE

<b>Information</b>	[Type= discrete] [Format=character] [Missing=*]
<b>Statistics [NW/ W]</b>	[Valid=2827513 /-] [Invalid=0 /-]

Value	Label	Cases	Percentage
1		2146880	75.9%
2		560499	19.8%
3		120134	4.2%

Warning: these figures indicate the number of cases found in the data file. They cannot be interpreted as summary statistics of the population of interest.

### # MAJOR\_ACT: MAJOR ACTIVITY CODE

<b>Information</b>	[Type= discrete] [Format=character] [Missing=*]
<b>Statistics [NW/ W]</b>	[Valid=2827513 /-] [Invalid=0 /-]

Value	Label	Cases	Percentage
01		91920	3.3%
02		30460	1.1%
04		778	0.0%
05		583501	20.6%
06		1841	0.1%
07		14132	0.5%
08		42138	1.5%
09		1249632	44.2%
10		88914	3.1%
11		63057	2.2%
12		5086	0.2%
13		18647	0.7%
14		48822	1.7%
15		588257	20.8%
16		328	0.0%

Warning: these figures indicate the number of cases found in the data file. They cannot be interpreted as summary statistics of the population of interest.

### # SIZE\_EMP1: SIZE OF EMPLOYMENT CODE-

<b>Information</b>	[Type= discrete] [Format=character] [Missing=*]
<b>Statistics [NW/ W]</b>	[Valid=2827513 /-] [Invalid=0 /-]

## File : 25 UP

### # SIZE\_EMP1: SIZE OF EMPLOYMENT CODE-

Value	Label	Cases	Percentage
1	Employee size 0 to 1	1552112	54.9%
2	Employee size 2	724089	25.6%
3	Employee size 3	234561	8.3%
4	Employee size 4	117292	4.1%
5	Employee size 5	59269	2.1%
6	Employee size 6 to 9	80441	2.8%
7	Employee size >9	59749	2.1%

*Warning: these figures indicate the number of cases found in the data file. They cannot be interpreted as summary statistics of the population of interest.*

### # SIZE\_EMP2: SIZE OF EMPLOYMENT CODE-

**Information** [Type= discrete] [Format=character] [Missing=\*]

**Statistics [NW/ W]** [Valid=2827513 /-] [Invalid=0 /-]

Value	Label	Cases	Percentage
01	Employee size 0 to 1	1552112	54.9%
02	Employee size 2	724089	25.6%
03	Employee size 3	234561	8.3%
04	Employee size 4	117292	4.1%
05	Employee size 5	59269	2.1%
07	Employee size 6 to 9	80441	2.8%
08	Employee size 10 to 14	28092	1.0%
09	Employee size 15 to 19	9502	0.3%
10	Employee size 20 to 24	5374	0.2%
11	Employee size 25 to 49	9423	0.3%
12	Employee size 50 to 99	4708	0.2%
13	Employee size 100 to 199	1724	0.1%
14	Employee size 200 to 499	676	0.0%
15	Employee size >=500	250	0.0%

*Warning: these figures indicate the number of cases found in the data file. They cannot be interpreted as summary statistics of the population of interest.*

### # FITTER: FILLER

**Information** [Type= discrete] [Format=character] [Missing=\*]

**Statistics [NW/ W]** [Valid=0 /-] [Invalid=0 /-]



**File : 26 WB****# FILE\_ID: FILE-ID****Information** [Type= discrete] [Format=character] [Missing=\*]**Statistics [NW/ W]** [Valid=3234396 /-] [Invalid=0 /-]

Value	Label	Cases	Percentage
EC98AD		3234396	100.0%

*Warning: these figures indicate the number of cases found in the data file. They cannot be interpreted as summary statistics of the population of interest.***# ID\_NO: IDENTIFICATION NO (ID NO)****Information** [Type= discrete] [Format=character] [Missing=\*]**Statistics [NW/ W]** [Valid=3234396 /-] [Invalid=0 /-]**# ST: STATE CODE****Information** [Type= discrete] [Format=character] [Missing=\*]**Statistics [NW/ W]** [Valid=3234396 /-] [Invalid=0 /-]

Value	Label	Cases	Percentage
26	West Bengal	3234396	100.0%

*Warning: these figures indicate the number of cases found in the data file. They cannot be interpreted as summary statistics of the population of interest.***# DT: DISTRICT CODE****Information** [Type= discrete] [Format=character] [Missing=\*]**Statistics [NW/ W]** [Valid=3234396 /-] [Invalid=0 /-]

Value	Label	Cases	Percentage
01	KOCH BIHAR	97732	3.0%
02	JALPAIGURI	107867	3.3%
03	DARJLING	53692	1.7%
04	DAKSHIN DINAJPUR	52525	1.6%
05	MALDA	129090	4.0%
06	MURSHIBAD	256463	7.9%
07	NADIA	196339	6.1%
08	NORTH 24 PARGANAS	349754	10.8%
09	SOURTH 24 PARGANAS	252551	7.8%
10	CALCUTTA	320052	9.9%
11	HAORA	164068	5.1%
12	HUGLI	199787	6.2%
13	MIDNAPUR	453439	14.0%
14	BANKURA	127067	3.9%
15	PURLIA	74744	2.3%
16	BARDMAN	235563	7.3%
17	BIRBHUM	99370	3.1%
18	UTTAR DINAJPUR	64293	2.0%

*Warning: these figures indicate the number of cases found in the data file. They cannot be interpreted as summary statistics of the population of interest.***# TEH: TEHSIL CODE****Information** [Type= discrete] [Format=character] [Missing=\*]**Statistics [NW/ W]** [Valid=3234396 /-] [Invalid=0 /-]

## File : 26 WB

### # TEH: TEHSIL CODE

Value	Label	Cases	Percentage
000		1173887	36.3%
001		106234	3.3%
002		96598	3.0%
003		117843	3.6%
004		124104	3.8%
005		94964	2.9%
006		136802	4.2%
007		89757	2.8%
008		108650	3.4%
009		80573	2.5%
010		70461	2.2%
011		71591	2.2%
012		59565	1.8%
013		75056	2.3%
014		59694	1.8%
015		62356	1.9%
016		59337	1.8%
017		69649	2.2%
018		50478	1.6%
019		47725	1.5%
020		49035	1.5%
021		30903	1.0%
022		35886	1.1%
023		44193	1.4%
024		33874	1.0%
025		20013	0.6%
026		26221	0.8%
027		24661	0.8%
028		27658	0.9%
029		12432	0.4%
030		22580	0.7%
031		12454	0.4%
032		7554	0.2%
033		7609	0.2%
034		4033	0.1%
035		121	0.0%
037		9754	0.3%
038		12702	0.4%
039		12809	0.4%
040		10071	0.3%
041		16804	0.5%
042		20135	0.6%
043		25720	0.8%

## File : 26 WB

### # TEH: TEHSIL CODE

Value	Label	Cases	Percentage
044		11019	0.3%
045		743	0.0%
100		1	0.0%
115		1	0.0%
117		1	0.0%
212		84	0.0%
652		1	0.0%

*Warning: these figures indicate the number of cases found in the data file. They cannot be interpreted as summary statistics of the population of interest.*

### # CD\_BLOCK: CD BLOCK

<b>Information</b>	[Type= discrete] [Format=character] [Missing=*]
<b>Statistics [NW/ W]</b>	[Valid=3234396 /-] [Invalid=0 /-]

Value	Label	Cases	Percentage
00		1180955	36.5%
01		104500	3.2%
02		104004	3.2%
03		100244	3.1%
04		101707	3.1%
05		99263	3.1%
06		75660	2.3%
07		91419	2.8%
08		98906	3.1%
09		106310	3.3%
10		81713	2.5%
11		95281	2.9%
12		81315	2.5%
13		89211	2.8%
14		74530	2.3%
15		62356	1.9%
16		51080	1.6%
17		54237	1.7%
18		48764	1.5%
19		34830	1.1%
20		45958	1.4%
21		49422	1.5%
22		51260	1.6%
23		29857	0.9%
24		44657	1.4%
25		25149	0.8%
26		26757	0.8%
27		23450	0.7%
28		20351	0.6%
29		15963	0.5%
30		10778	0.3%

## File : 26 WB

### # CD\_BLOCK: CD BLOCK

Value	Label	Cases	Percentage
31		11080	0.3%
32		2174	0.1%
33		1981	0.1%
34		9263	0.3%
35		6738	0.2%
36		3763	0.1%
37		4772	0.1%
38		5356	0.2%
39		13817	0.4%
40		1962	0.1%
41		6040	0.2%
42		7091	0.2%
43		4647	0.1%
44		3870	0.1%
45		2580	0.1%
46		6856	0.2%
47		21561	0.7%
48		4738	0.1%
49		4736	0.1%
50		3463	0.1%
51		2272	0.1%
52		8243	0.3%
53		7785	0.2%
54		9716	0.3%
80		5	0.0%

Warning: these figures indicate the number of cases found in the data file. They cannot be interpreted as summary statistics of the population of interest.

### # SECTOR: SECTOR CODE

<b>Information</b>	[Type= discrete] [Format=character] [Missing=*]
<b>Statistics [NW/ W]</b>	[Valid=3234396 /-] [Invalid=0 /-]

Value	Label	Cases	Percentage
1	Rural	2043649	63.2%
2	Urban	1190747	36.8%

Warning: these figures indicate the number of cases found in the data file. They cannot be interpreted as summary statistics of the population of interest.

### # V\_C: VILLAGE CODE

<b>Information</b>	[Type= discrete] [Format=character] [Missing=*]
<b>Statistics [NW/ W]</b>	[Valid=3234396 /-] [Invalid=0 /-]

Value	Label	Cases	Percentage
001		25368	0.8%
002		23080	0.7%
003		21045	0.7%
004		23423	0.7%
005		22054	0.7%

**File : 26 WB**

**# V\_C: VILLAGE CODE**

Value	Label	Cases	Percentage
006		22736	0.7%
007		25331	0.8%
008		21468	0.7%
009		21879	0.7%
010		19414	0.6%
011		21365	0.7%
012		21568	0.7%
013		17656	0.5%
014		19286	0.6%
015		23363	0.7%
016		61874	1.9%
017		32990	1.0%
018		40414	1.2%
019		339492	10.5%
020		16179	0.5%
021		17918	0.6%
022		14195	0.4%
023		20170	0.6%
024		20572	0.6%
025		34550	1.1%
026		20395	0.6%
027		18278	0.6%
028		41622	1.3%
029		18101	0.6%
030		14821	0.5%
031		15420	0.5%
032		15837	0.5%
033		15313	0.5%
034		14555	0.5%
035		29349	0.9%
036		21039	0.7%
037		24992	0.8%
038		46419	1.4%
039		18505	0.6%
040		15431	0.5%
041		15752	0.5%
042		14812	0.5%
043		17116	0.5%
044		14770	0.5%
045		16611	0.5%
046		16243	0.5%
047		14214	0.4%
048		33419	1.0%

**File : 26 WB**

**# V\_C: VILLAGE CODE**

Value	Label	Cases	Percentage
049		20161	0.6%
050		14115	0.4%
051		14429	0.4%
052		14735	0.5%
053		13933	0.4%
054		12216	0.4%
055		19436	0.6%
056		14064	0.4%
057		11457	0.4%
058		41186	1.3%
059		19236	0.6%
060		13256	0.4%
061		11373	0.4%
062		12591	0.4%
063		14877	0.5%
064		14043	0.4%
065		13985	0.4%
066		15821	0.5%
067		15401	0.5%
068		39552	1.2%
069		12047	0.4%
070		11306	0.3%
071		11790	0.4%
072		12730	0.4%
073		14524	0.4%
074		10013	0.3%
075		11256	0.3%
076		10107	0.3%
077		12208	0.4%
078		24134	0.7%
079		22405	0.7%
080		14696	0.5%
081		11820	0.4%
082		12558	0.4%
083		10448	0.3%
084		10717	0.3%
085		34842	1.1%
086		38129	1.2%
087		12365	0.4%
088		21735	0.7%
089		18581	0.6%
090		10664	0.3%
091		12042	0.4%

**File : 26 WB**

**# V\_C: VILLAGE CODE**

Value	Label	Cases	Percentage
092		8801	0.3%
093		10711	0.3%
094		10360	0.3%
095		9427	0.3%
096		19306	0.6%
097		8868	0.3%
098		17229	0.5%
099		16501	0.5%
100		7777	0.2%
101		8544	0.3%
102		9006	0.3%
103		7938	0.2%
104		8919	0.3%
105		10547	0.3%
106		10125	0.3%
107		19927	0.6%
108		10394	0.3%
109		11197	0.3%
110		5731	0.2%
111		7264	0.2%
112		5461	0.2%
113		8429	0.3%
114		6547	0.2%
115		18107	0.6%
116		7972	0.2%
117		14708	0.5%
118		20948	0.6%
119		5709	0.2%
120		5660	0.2%
121		5117	0.2%
122		6532	0.2%
123		5907	0.2%
124		5976	0.2%
125		10326	0.3%
126		6863	0.2%
127		6151	0.2%
128		9353	0.3%
129		7128	0.2%
130		5811	0.2%
131		4585	0.1%
132		4760	0.1%
133		5353	0.2%
134		5280	0.2%

**File : 26 WB**

**# V\_C: VILLAGE CODE**

Value	Label	Cases	Percentage
135		8832	0.3%
136		4845	0.1%
137		12740	0.4%
138		5560	0.2%
139		9524	0.3%
140		5043	0.2%
141		5893	0.2%
142		3472	0.1%
143		4851	0.1%
144		3644	0.1%
145		6752	0.2%
146		4650	0.1%
147		15316	0.5%
148		5311	0.2%
149		4068	0.1%
150		3120	0.1%
151		3657	0.1%
152		3016	0.1%
153		4098	0.1%
154		3842	0.1%
155		7820	0.2%
156		12093	0.4%
157		5642	0.2%
158		4854	0.2%
159		15332	0.5%
160		2623	0.1%
161		2338	0.1%
162		2192	0.1%
163		2593	0.1%
164		2865	0.1%
165		6357	0.2%
166		2529	0.1%
167		9231	0.3%
168		3544	0.1%
169		10218	0.3%
170		1926	0.1%
171		2177	0.1%
172		3587	0.1%
173		3485	0.1%
174		2836	0.1%
175		9859	0.3%
176		3541	0.1%
177		3006	0.1%



**File : 26 WB**

**# V\_C: VILLAGE CODE**

Value	Label	Cases	Percentage
178		6476	0.2%
179		16833	0.5%
180		2673	0.1%
181		2070	0.1%
182		2289	0.1%
183		2137	0.1%
184		11418	0.4%
185		6331	0.2%
186		1765	0.1%
187		10728	0.3%
188		1989	0.1%
189		3627	0.1%
190		2193	0.1%
191		1424	0.0%
192		3086	0.1%
193		2816	0.1%
194		3424	0.1%
195		22757	0.7%
196		10614	0.3%
197		1650	0.1%
198		8910	0.3%
199		24391	0.8%
200		1448	0.0%
201		2058	0.1%
202		1794	0.1%
203		1027	0.0%
204		2353	0.1%
205		5659	0.2%
206		6687	0.2%
207		2434	0.1%
208		1812	0.1%
209		5076	0.2%
210		1318	0.0%
211		986	0.0%
212		1590	0.0%
213		2640	0.1%
214		1527	0.0%
215		4683	0.1%
216		10437	0.3%
217		2791	0.1%
218		1440	0.0%
219		1565	0.0%
220		1520	0.0%

**File : 26 WB**

**# V\_C: VILLAGE CODE**

Value	Label	Cases	Percentage
221		1399	0.0%
222		1677	0.1%
223		1934	0.1%
224		1200	0.0%
225		4919	0.2%
226		1104	0.0%
227		4513	0.1%
228		1049	0.0%
229		1324	0.0%
230		1008	0.0%
231		1491	0.0%
232		956	0.0%
233		1708	0.1%
234		1305	0.0%
235		1879	0.1%
236		899	0.0%
237		866	0.0%
238		1020	0.0%
239		1955	0.1%
240		613	0.0%
241		2152	0.1%
242		1624	0.1%
243		976	0.0%
244		1297	0.0%
245		4648	0.1%
246		2693	0.1%
247		3364	0.1%
248		1634	0.1%
249		3335	0.1%
250		1255	0.0%
251		1765	0.1%
252		784	0.0%
253		590	0.0%
254		1090	0.0%
255		1222	0.0%
256		1987	0.1%
257		1244	0.0%
258		2605	0.1%
259		2248	0.1%
260		1232	0.0%
261		792	0.0%
262		1431	0.0%
263		488	0.0%

**File : 26 WB**

**# V\_C: VILLAGE CODE**

Value	Label	Cases	Percentage
264		789	0.0%
265		1395	0.0%
266		1418	0.0%
267		2404	0.1%
268		1601	0.0%
269		1830	0.1%
270		494	0.0%
271		421	0.0%
272		366	0.0%
273		502	0.0%
274		546	0.0%
275		4409	0.1%
276		1200	0.0%
277		1150	0.0%
278		443	0.0%
279		1551	0.0%
280		390	0.0%
281		594	0.0%
282		339	0.0%
283		362	0.0%
284		173	0.0%
285		2122	0.1%
286		2808	0.1%
287		5709	0.2%
288		312	0.0%
289		664	0.0%
290		236	0.0%
291		565	0.0%
292		158	0.0%
293		305	0.0%
294		268	0.0%
295		802	0.0%
296		687	0.0%
297		326	0.0%
298		407	0.0%
299		1309	0.0%
300		215	0.0%
301		348	0.0%
302		173	0.0%
303		329	0.0%
304		235	0.0%
305		728	0.0%
306		429	0.0%

**File : 26 WB**

**# V\_C: VILLAGE CODE**

Value	Label	Cases	Percentage
307		5498	0.2%
308		106	0.0%
309		7672	0.2%
310		236	0.0%
311		165	0.0%
312		135	0.0%
313		231	0.0%
314		101	0.0%
315		806	0.0%
316		33	0.0%
317		5028	0.2%
318		137	0.0%
319		435	0.0%
320		243	0.0%
321		196	0.0%
322		230	0.0%
323		362	0.0%
324		2590	0.1%
325		99	0.0%
326		302	0.0%
327		96	0.0%
328		192	0.0%
329		900	0.0%
330		188	0.0%
331		125	0.0%
332		235	0.0%
333		201	0.0%
334		143	0.0%
335		257	0.0%
336		264	0.0%
337		177	0.0%
338		5514	0.2%
339		896	0.0%
340		363	0.0%
341		223	0.0%
342		277	0.0%
343		342	0.0%
344		204	0.0%
345		121	0.0%
346		1096	0.0%
347		137	0.0%
348		58	0.0%
349		13760	0.4%

**File : 26 WB**

**# V\_C: VILLAGE CODE**

Value	Label	Cases	Percentage
350		90	0.0%
351		95	0.0%
352		207	0.0%
353		89	0.0%
354		50	0.0%
355		354	0.0%
356		272	0.0%
357		78	0.0%
358		36	0.0%
359		674	0.0%
360		36	0.0%
361		32	0.0%
362		66	0.0%
363		101	0.0%
364		241	0.0%
365		733	0.0%
366		4355	0.1%
367		143	0.0%
368		262	0.0%
369		608	0.0%
370		550	0.0%
371		182	0.0%
372		145	0.0%
373		162	0.0%
374		1418	0.0%
375		341	0.0%
376		91	0.0%
377		139	0.0%
378		585	0.0%
379		525	0.0%
380		44	0.0%
381		102	0.0%
382		216	0.0%
383		61	0.0%
384		182	0.0%
385		4559	0.1%
386		9070	0.3%
387		72	0.0%
388		26	0.0%
389		1124	0.0%
390		212	0.0%
391		31	0.0%
392		44	0.0%

**File : 26 WB**

**# V\_C: VILLAGE CODE**

Value	Label	Cases	Percentage
393		89	0.0%
394		467	0.0%
395		845	0.0%
396		48	0.0%
397		211	0.0%
398		119	0.0%
399		447	0.0%
400		136	0.0%
401		135	0.0%
402		58	0.0%
403		69	0.0%
404		42	0.0%
405		178	0.0%
406		153	0.0%
407		204	0.0%
408		820	0.0%
409		717	0.0%
410		141	0.0%
411		109	0.0%
412		106	0.0%
413		72	0.0%
414		3277	0.1%
415		312	0.0%
416		969	0.0%
417		179	0.0%
418		51	0.0%
419		298	0.0%
420		98	0.0%
421		86	0.0%
422		39	0.0%
423		112	0.0%
424		41	0.0%
425		123	0.0%
426		74	0.0%
427		77	0.0%
428		77	0.0%
429		8237	0.3%
430		144	0.0%
431		205	0.0%
432		137	0.0%
433		287	0.0%
434		205	0.0%
435		107	0.0%

**File : 26 WB**

**# V\_C: VILLAGE CODE**

Value	Label	Cases	Percentage
436		390	0.0%
437		136	0.0%
438		3774	0.1%
439		1438	0.0%
440		95	0.0%
441		114	0.0%
442		380	0.0%
443		220	0.0%
444		264	0.0%
445		171	0.0%
446		130	0.0%
447		127	0.0%
448		319	0.0%
449		5014	0.2%
450		75	0.0%
451		71	0.0%
452		118	0.0%
453		196	0.0%
454		36	0.0%
455		114	0.0%
456		262	0.0%
457		58	0.0%
458		354	0.0%
459		6434	0.2%
460		84	0.0%
461		110	0.0%
462		226	0.0%
463		44	0.0%
464		73	0.0%
465		318	0.0%
466		88	0.0%
467		84	0.0%
468		184	0.0%
469		8670	0.3%
470		137	0.0%
471		360	0.0%
472		61	0.0%
473		307	0.0%
474		78	0.0%
475		557	0.0%
476		502	0.0%
477		89	0.0%
478		105	0.0%

**File : 26 WB**

**# V\_C: VILLAGE CODE**

Value	Label	Cases	Percentage
479		23	0.0%
480		63	0.0%
481		23	0.0%
482		21	0.0%
483		114	0.0%
484		51	0.0%
485		176	0.0%
486		51	0.0%
487		980	0.0%
488		292	0.0%
489		73	0.0%
490		83	0.0%
491		80	0.0%
492		85	0.0%
493		38	0.0%
494		761	0.0%
495		44	0.0%
496		56	0.0%
497		31	0.0%
498		170	0.0%
499		140	0.0%
500		84	0.0%
501		75	0.0%
502		53	0.0%
503		59	0.0%
504		151	0.0%
505		89	0.0%
506		363	0.0%
507		106	0.0%
508		72	0.0%
509		7682	0.2%
510		12	0.0%
511		14	0.0%
512		52	0.0%
513		59	0.0%
514		45	0.0%
515		79	0.0%
516		1807	0.1%
517		34	0.0%
518		60	0.0%
519		129	0.0%
520		72	0.0%
521		339	0.0%



**File : 26 WB**

**# V\_C: VILLAGE CODE**

Value	Label	Cases	Percentage
522		98	0.0%
523		78	0.0%
524		93	0.0%
525		595	0.0%
526		113	0.0%
527		74	0.0%
528		623	0.0%
529		152	0.0%
530		98	0.0%
531		82	0.0%
532		8	0.0%
533		73	0.0%
534		97	0.0%
535		127	0.0%
536		5	0.0%
537		36	0.0%
538		3548	0.1%
539		140	0.0%
540		16	0.0%
541		57	0.0%
542		41	0.0%
543		204	0.0%
544		28	0.0%
545		102	0.0%
546		4307	0.1%
547		56	0.0%
548		180	0.0%
549		1653	0.1%
550		42	0.0%
551		43	0.0%
552		155	0.0%
553		20	0.0%
554		43	0.0%
555		19	0.0%
556		13	0.0%
557		25	0.0%
558		172	0.0%
559		27	0.0%
560		31	0.0%
561		11	0.0%
562		73	0.0%
563		48	0.0%
564		10	0.0%

**File : 26 WB****# V\_C: VILLAGE CODE**

<b>Value</b>	<b>Label</b>	<b>Cases</b>	<b>Percentage</b>
565		11	0.0%
566		44	0.0%
567		12	0.0%
568		536	0.0%
569		33	0.0%
570		70	0.0%
571		13	0.0%
572		14	0.0%
573		14	0.0%
574		11	0.0%
575		411	0.0%
576		30	0.0%
577		11	0.0%
578		7	0.0%
579		13	0.0%
581		14	0.0%
582		9	0.0%
583		3	0.0%
584		7	0.0%
586		10	0.0%
587		7	0.0%
588		28	0.0%
589		8	0.0%
590		5	0.0%
591		1	0.0%
592		1	0.0%
593		8	0.0%
594		97	0.0%
595		17	0.0%
596		20	0.0%
597		29	0.0%
599		3	0.0%
600		42	0.0%
601		12	0.0%
602		4	0.0%
605		12	0.0%
607		14	0.0%
608		9	0.0%
609		10	0.0%
610		1	0.0%
613		7	0.0%
614		39	0.0%
615		25	0.0%

## File : 26 WB

### # V\_C: VILLAGE CODE

Value	Label	Cases	Percentage
616		18	0.0%
617		11	0.0%
618		23	0.0%
619		33	0.0%
620		1	0.0%
621		27	0.0%
623		15	0.0%
624		1	0.0%
625		1	0.0%
627		1	0.0%
628		5	0.0%
629		5	0.0%
630		42	0.0%
631		6	0.0%
632		125	0.0%

*Warning: these figures indicate the number of cases found in the data file. They cannot be interpreted as summary statistics of the population of interest.*

### # WARD: WARD CODE

**Information** [Type= discrete] [Format=character] [Missing=\*]

**Statistics [NW/ W]** [Valid=3234396 /-] [Invalid=0 /-]

Value	Label	Cases	Percentage
000		2878745	89.0%
001		4086	0.1%
002		3995	0.1%
003		5145	0.2%
004		3473	0.1%
005		1231	0.0%
006		3371	0.1%
007		4001	0.1%
008		5906	0.2%
009		3373	0.1%
010		2573	0.1%
011		2347	0.1%
012		2797	0.1%
013		2583	0.1%
014		4479	0.1%
015		2139	0.1%
016		2061	0.1%
017		2374	0.1%
018		1776	0.1%
019		1949	0.1%
020		2413	0.1%
021		3888	0.1%
022		4340	0.1%

**File : 26 WB**

**# WARD: WARD CODE**

Value	Label	Cases	Percentage
023		3996	0.1%
024		2166	0.1%
025		5518	0.2%
026		2322	0.1%
027		2624	0.1%
028		3542	0.1%
029		2170	0.1%
030		1911	0.1%
031		1836	0.1%
032		2877	0.1%
033		2028	0.1%
034		1450	0.0%
035		1770	0.1%
036		4551	0.1%
037		4493	0.1%
038		2759	0.1%
039		3084	0.1%
040		5115	0.2%
041		3139	0.1%
042		11180	0.3%
043		5714	0.2%
044		4718	0.1%
045		9475	0.3%
046		8180	0.3%
047		5272	0.2%
048		3490	0.1%
049		3354	0.1%
050		4599	0.1%
051		2650	0.1%
052		2297	0.1%
053		5363	0.2%
054		3355	0.1%
055		2219	0.1%
056		2348	0.1%
057		2966	0.1%
058		2799	0.1%
059		3495	0.1%
060		2287	0.1%
061		4465	0.1%
062		2856	0.1%
063		4948	0.2%
064		2757	0.1%
065		2627	0.1%

**File : 26 WB**

**# WARD: WARD CODE**

Value	Label	Cases	Percentage
066		3426	0.1%
067		2880	0.1%
068		2362	0.1%
069		1664	0.1%
070		1832	0.1%
071		1968	0.1%
072		1764	0.1%
073		1755	0.1%
074		1439	0.0%
075		1083	0.0%
076		1299	0.0%
077		1960	0.1%
078		2308	0.1%
079		2325	0.1%
080		1137	0.0%
081		2516	0.1%
082		1927	0.1%
083		2089	0.1%
084		1399	0.0%
085		1183	0.0%
086		1320	0.0%
087		1159	0.0%
088		1313	0.0%
089		1426	0.0%
090		1150	0.0%
091		1615	0.0%
092		2177	0.1%
093		2074	0.1%
094		1555	0.0%
095		1445	0.0%
096		1267	0.0%
097		1443	0.0%
098		1631	0.1%
099		1428	0.0%
100		4045	0.1%
101		1219	0.0%
102		1050	0.0%
103		925	0.0%
104		793	0.0%
105		789	0.0%
106		655	0.0%
107		1493	0.0%
108		648	0.0%

**File : 26 WB**

**# WARD: WARD CODE**

Value	Label	Cases	Percentage
109		740	0.0%
110		2005	0.1%
111		1324	0.0%
112		933	0.0%
113		924	0.0%
114		1331	0.0%
115		1629	0.1%
116		1696	0.1%
117		1027	0.0%
118		1184	0.0%
119		1049	0.0%
120		828	0.0%
121		1185	0.0%
122		852	0.0%
123		823	0.0%
124		693	0.0%
125		1009	0.0%
126		1110	0.0%
127		754	0.0%
128		914	0.0%
129		973	0.0%
130		1343	0.0%
131		1182	0.0%
132		1004	0.0%
133		1180	0.0%
134		2152	0.1%
135		1159	0.0%
136		1105	0.0%
137		746	0.0%
138		2108	0.1%
139		2904	0.1%
140		100	0.0%
141		1293	0.0%
170		1000	0.0%
199		631	0.0%
200		2026	0.1%
300		732	0.0%
330		2	0.0%
400		770	0.0%
500		216	0.0%
501		39	0.0%
600		2423	0.1%
613		1	0.0%

## File : 26 WB

### # WARD: WARD CODE

Value	Label	Cases	Percentage
700		1453	0.0%
800		3539	0.1%
819		89	0.0%
900		1470	0.0%

*Warning: these figures indicate the number of cases found in the data file. They cannot be interpreted as summary statistics of the population of interest.*

### # IV\_UNIT: IV UNIT

**Information** [Type= discrete] [Format=character] [Missing=\*]

**Statistics [NW/ W]** [Valid=3234396 /-] [Invalid=0 /-]

Value	Label	Cases	Percentage
000		2043608	63.2%
001		317699	9.8%
002		144249	4.5%
003		89389	2.8%
004		57206	1.8%
005		46094	1.4%
006		31300	1.0%
007		24190	0.7%
008		18698	0.6%
009		15104	0.5%
010		17377	0.5%
011		11625	0.4%
012		9121	0.3%
013		11318	0.3%
014		12791	0.4%
015		9496	0.3%
016		5635	0.2%
017		4734	0.1%
018		4334	0.1%
019		4935	0.2%
020		3633	0.1%
021		3794	0.1%
022		3201	0.1%
023		3619	0.1%
024		2482	0.1%
025		2315	0.1%
026		5174	0.2%
027		4399	0.1%
028		4107	0.1%
029		2631	0.1%
030		5184	0.2%
031		2565	0.1%
032		2379	0.1%
033		2527	0.1%

**File : 26 WB**

**# IV\_UNIT: IV UNIT**

<b>Value</b>	<b>Label</b>	<b>Cases</b>	<b>Percentage</b>
034		2598	0.1%
035		1564	0.0%
036		1723	0.1%
037		1993	0.1%
038		882	0.0%
039		2975	0.1%
040		2107	0.1%
041		1516	0.0%
042		1565	0.0%
043		1637	0.1%
044		1773	0.1%
045		1477	0.0%
046		2301	0.1%
047		1652	0.1%
048		2695	0.1%
049		2835	0.1%
050		2413	0.1%
051		2036	0.1%
052		2459	0.1%
053		3145	0.1%
054		1990	0.1%
055		2120	0.1%
056		2133	0.1%
057		1906	0.1%
058		1195	0.0%
059		985	0.0%
060		996	0.0%
061		1326	0.0%
062		1177	0.0%
063		1447	0.0%
064		1507	0.0%
065		2172	0.1%
066		698	0.0%
067		1025	0.0%
068		310	0.0%
069		1342	0.0%
070		528	0.0%
071		823	0.0%
072		619	0.0%
073		394	0.0%
074		971	0.0%
075		808	0.0%
076		1133	0.0%



**File : 26 WB**

**# IV\_UNIT: IV UNIT**

Value	Label	Cases	Percentage
077		625	0.0%
078		612	0.0%
079		792	0.0%
080		389	0.0%
081		616	0.0%
082		445	0.0%
083		531	0.0%
084		419	0.0%
085		820	0.0%
086		2190	0.1%
087		1987	0.1%
088		3151	0.1%
089		1342	0.0%
090		1369	0.0%
091		1391	0.0%
092		2098	0.1%
093		986	0.0%
094		2129	0.1%
095		2986	0.1%
096		1749	0.1%
097		1390	0.0%
098		5137	0.2%
099		6043	0.2%
100		2461	0.1%
101		3253	0.1%
102		1322	0.0%
103		930	0.0%
104		2466	0.1%
105		9475	0.3%
106		4946	0.2%
107		3234	0.1%
108		2453	0.1%
109		2819	0.1%
110		1885	0.1%
111		1605	0.0%
112		3354	0.1%
113		2721	0.1%
114		821	0.0%
115		2650	0.1%
116		2297	0.1%
117		1923	0.1%
118		3440	0.1%
119		1206	0.0%

**File : 26 WB****# IV\_UNIT: IV UNIT**

<b>Value</b>	<b>Label</b>	<b>Cases</b>	<b>Percentage</b>
120		2149	0.1%
121		970	0.0%
122		1249	0.0%
123		902	0.0%
124		434	0.0%
125		824	0.0%
126		1199	0.0%
127		1227	0.0%
128		540	0.0%
129		792	0.0%
130		1087	0.0%
131		920	0.0%
132		1335	0.0%
133		1000	0.0%
134		1160	0.0%
135		1527	0.0%
136		760	0.0%
137		2317	0.1%
138		2148	0.1%
139		1236	0.0%
140		1620	0.1%
141		4154	0.1%
142		794	0.0%
143		1867	0.1%
144		887	0.0%
145		597	0.0%
146		597	0.0%
147		747	0.0%
148		686	0.0%
149		1680	0.1%
150		1746	0.1%
151		1453	0.0%
152		1415	0.0%
153		809	0.0%
154		1553	0.0%
155		551	0.0%
156		418	0.0%
157		695	0.0%
158		1051	0.0%
159		781	0.0%
160		1152	0.0%
161		816	0.0%
162		874	0.0%

**File : 26 WB****# IV\_UNIT: IV UNIT**

<b>Value</b>	<b>Label</b>	<b>Cases</b>	<b>Percentage</b>
163		907	0.0%
164		812	0.0%
165		1131	0.0%
166		796	0.0%
167		643	0.0%
168		344	0.0%
169		751	0.0%
170		616	0.0%
171		683	0.0%
172		785	0.0%
173		467	0.0%
174		708	0.0%
175		560	0.0%
176		445	0.0%
177		1303	0.0%
178		424	0.0%
179		1359	0.0%
180		542	0.0%
181		510	0.0%
182		317	0.0%
183		310	0.0%
184		785	0.0%
185		1731	0.1%
186		854	0.0%
187		582	0.0%
188		481	0.0%
189		884	0.0%
190		1215	0.0%
191		577	0.0%
192		822	0.0%
193		825	0.0%
194		358	0.0%
195		836	0.0%
196		484	0.0%
197		1159	0.0%
198		491	0.0%
199		822	0.0%
200		1426	0.0%
201		476	0.0%
202		674	0.0%
203		937	0.0%
204		678	0.0%
205		731	0.0%

**File : 26 WB**

**# IV\_UNIT: IV UNIT**

Value	Label	Cases	Percentage
206		911	0.0%
207		535	0.0%
208		626	0.0%
209		1031	0.0%
210		417	0.0%
211		1555	0.0%
212		778	0.0%
213		667	0.0%
214		603	0.0%
215		664	0.0%
216		1443	0.0%
217		1631	0.1%
218		1428	0.0%
219		951	0.0%
220		825	0.0%
221		394	0.0%
222		1050	0.0%
223		925	0.0%
224		793	0.0%
225		486	0.0%
226		303	0.0%
227		320	0.0%
228		335	0.0%
229		772	0.0%
230		721	0.0%
231		648	0.0%
232		740	0.0%
233		2005	0.1%
234		570	0.0%
235		754	0.0%
236		933	0.0%
237		924	0.0%
238		1331	0.0%
239		920	0.0%
240		709	0.0%
241		1093	0.0%
242		603	0.0%
243		1027	0.0%
244		339	0.0%
245		848	0.0%
246		1049	0.0%
247		828	0.0%
248		1185	0.0%

## File : 26 WB

### # IV\_UNIT: IV UNIT

Value	Label	Cases	Percentage
249		852	0.0%
250		823	0.0%
251		693	0.0%
252		1009	0.0%
253		1110	0.0%
254		754	0.0%
255		914	0.0%
256		973	0.0%
257		1343	0.0%
258		1182	0.0%
259		288	0.0%
260		716	0.0%
261		559	0.0%
262		621	0.0%
263		1124	0.0%
264		1028	0.0%
265		89	0.0%
266		1070	0.0%
267		1105	0.0%
268		133	0.0%
269		613	0.0%
270		1752	0.1%
271		356	0.0%
272		2904	0.1%
273		1100	0.0%
274		713	0.0%
275		580	0.0%
300		39	0.0%
810		1	0.0%

Warning: these figures indicate the number of cases found in the data file. They cannot be interpreted as summary statistics of the population of interest.

### # UFS\_BLOCK: UFS BLOCK

<b>Information</b>	[Type= discrete] [Format=character] [Missing=*]		
<b>Statistics [NW/ W]</b>	[Valid=3234396 /-] [Invalid=0 /-]		
Value	Label	Cases	Percentage
00		2038621	63.0%
01		65943	2.0%
02		61017	1.9%
03		57175	1.8%
04		54188	1.7%
05		56557	1.7%
06		52986	1.6%
07		54698	1.7%
08		54489	1.7%

## File : 26 WB

### # UFS\_BLOCK: UFS BLOCK

Value	Label	Cases	Percentage
09		53065	1.6%
1		1	0.0%
10		51287	1.6%
11		50202	1.6%
12		47157	1.5%
13		46831	1.4%
14		44664	1.4%
15		46573	1.4%
16		44611	1.4%
17		39622	1.2%
18		37475	1.2%
19		33548	1.0%
20		31725	1.0%
21		30665	0.9%
22		25797	0.8%
23		22336	0.7%
24		22296	0.7%
25		17397	0.5%
26		16048	0.5%
27		14638	0.5%
28		11951	0.4%
29		10232	0.3%
30		7788	0.2%
31		6356	0.2%
32		4586	0.1%
33		3519	0.1%
34		4176	0.1%
35		2759	0.1%
36		1871	0.1%
37		1590	0.0%
38		980	0.0%
39		674	0.0%
40		627	0.0%
41		291	0.0%
42		335	0.0%
43		290	0.0%
44		253	0.0%
45		247	0.0%
46		186	0.0%
47		111	0.0%
48		101	0.0%
49		36	0.0%
50		68	0.0%

**File : 26 WB****# UFS\_BLOCK: UFS BLOCK**

<b>Value</b>	<b>Label</b>	<b>Cases</b>	<b>Percentage</b>
51		150	0.0%
52		118	0.0%
53		279	0.0%
54		289	0.0%
55		175	0.0%
56		140	0.0%
57		147	0.0%
58		127	0.0%
59		356	0.0%
60		87	0.0%
61		22	0.0%
62		177	0.0%
63		34	0.0%
64		16	0.0%
65		22	0.0%
66		7	0.0%
67		79	0.0%
68		28	0.0%
69		59	0.0%
70		58	0.0%
71		25	0.0%
72		46	0.0%
73		25	0.0%
74		112	0.0%
75		27	0.0%
76		45	0.0%
77		33	0.0%
78		31	0.0%
79		36	0.0%
80		88	0.0%
81		70	0.0%
82		15	0.0%
83		74	0.0%
84		93	0.0%
85		76	0.0%
86		16	0.0%
87		89	0.0%
88		89	0.0%
89		39	0.0%
90		59	0.0%
91		104	0.0%
92		82	0.0%
93		37	0.0%

# File : 26 WB

## # UFS\_BLOCK: UFS BLOCK

Value	Label	Cases	Percentage
94		32	0.0%
95		15	0.0%
97		3	0.0%
98		7	0.0%
99		12	0.0%
SE		7	0.0%

Warning: these figures indicate the number of cases found in the data file. They cannot be interpreted as summary statistics of the population of interest.

## # P\_NO: PAGE NO

**Information** [Type= discrete] [Format=character] [Missing=\*]

**Statistics [NW/ W]** [Valid=3234396 /-] [Invalid=0 /-]

Value	Label	Cases	Percentage
000		9	0.0%
001		292780	9.1%
002		257244	8.0%
003		223575	6.9%
004		200631	6.2%
005		174638	5.4%
006		157801	4.9%
007		138287	4.3%
008		125455	3.9%
009		109040	3.4%
010		99401	3.1%
011		86826	2.7%
012		80436	2.5%
013		71774	2.2%
014		66403	2.1%
015		59903	1.9%
016		55983	1.7%
017		50304	1.6%
018		47282	1.5%
019		43415	1.3%
020		41005	1.3%
021		37170	1.1%
022		34820	1.1%
023		32269	1.0%
024		30489	0.9%
025		28211	0.9%
026		26859	0.8%
027		25224	0.8%
028		23952	0.7%
029		22637	0.7%
030		21458	0.7%
031		19934	0.6%



**File : 26 WB**

# P\_NO: PAGE NO

Value	Label	Cases	Percentage
032		19042	0.6%
033		17945	0.6%
034		17192	0.5%
035		16229	0.5%
036		15572	0.5%
037		14759	0.5%
038		14087	0.4%
039		13509	0.4%
040		12927	0.4%
041		12313	0.4%
042		11838	0.4%
043		11220	0.3%
044		10749	0.3%
045		10303	0.3%
046		9922	0.3%
047		9574	0.3%
048		9228	0.3%
049		8749	0.3%
050		8533	0.3%
051		8164	0.3%
052		7858	0.2%
053		7569	0.2%
054		7395	0.2%
055		7126	0.2%
056		6916	0.2%
057		6690	0.2%
058		6401	0.2%
059		6110	0.2%
060		5939	0.2%
061		5710	0.2%
062		5524	0.2%
063		5268	0.2%
064		5200	0.2%
065		4984	0.2%
066		4896	0.2%
067		4714	0.1%
068		4530	0.1%
069		4359	0.1%
070		4242	0.1%
071		4154	0.1%
072		4206	0.1%
073		3931	0.1%
074		3763	0.1%

**File : 26 WB**

# P\_NO: PAGE NO

Value	Label	Cases	Percentage
075		3641	0.1%
076		3525	0.1%
077		3429	0.1%
078		3323	0.1%
079		3236	0.1%
080		3151	0.1%
081		3126	0.1%
082		3030	0.1%
083		2938	0.1%
084		2809	0.1%
085		2822	0.1%
086		2641	0.1%
087		2620	0.1%
088		2587	0.1%
089		2533	0.1%
090		2449	0.1%
091		2424	0.1%
092		2346	0.1%
093		2308	0.1%
094		2239	0.1%
095		2204	0.1%
096		2127	0.1%
097		2091	0.1%
098		1993	0.1%
099		1952	0.1%
100		1864	0.1%
101		1835	0.1%
102		1802	0.1%
103		1761	0.1%
104		1696	0.1%
105		1664	0.1%
106		1617	0.0%
107		1597	0.0%
108		1563	0.0%
109		1560	0.0%
110		1496	0.0%
111		1475	0.0%
112		1463	0.0%
113		1401	0.0%
114		1383	0.0%
115		1347	0.0%
116		1316	0.0%
117		1309	0.0%

**File : 26 WB**

# P\_NO: PAGE NO

Value	Label	Cases	Percentage
118		1258	0.0%
119		1194	0.0%
120		1164	0.0%
121		1159	0.0%
122		1102	0.0%
123		1105	0.0%
124		1114	0.0%
125		1060	0.0%
126		1026	0.0%
127		1029	0.0%
128		1000	0.0%
129		968	0.0%
130		947	0.0%
131		941	0.0%
132		969	0.0%
133		906	0.0%
134		885	0.0%
135		865	0.0%
136		860	0.0%
137		860	0.0%
138		795	0.0%
139		781	0.0%
140		761	0.0%
141		761	0.0%
142		721	0.0%
143		746	0.0%
144		726	0.0%
145		700	0.0%
146		689	0.0%
147		661	0.0%
148		660	0.0%
149		649	0.0%
150		647	0.0%
151		638	0.0%
152		674	0.0%
153		607	0.0%
154		624	0.0%
155		606	0.0%
156		579	0.0%
157		558	0.0%
158		580	0.0%
159		584	0.0%
160		540	0.0%

**File : 26 WB**

# P\_NO: PAGE NO

Value	Label	Cases	Percentage
161		516	0.0%
162		501	0.0%
163		576	0.0%
164		491	0.0%
165		487	0.0%
166		465	0.0%
167		454	0.0%
168		453	0.0%
169		447	0.0%
170		430	0.0%
171		441	0.0%
172		435	0.0%
173		444	0.0%
174		420	0.0%
175		417	0.0%
176		407	0.0%
177		400	0.0%
178		359	0.0%
179		389	0.0%
180		334	0.0%
181		350	0.0%
182		337	0.0%
183		340	0.0%
184		330	0.0%
185		370	0.0%
186		322	0.0%
187		316	0.0%
188		310	0.0%
189		310	0.0%
190		304	0.0%
191		299	0.0%
192		290	0.0%
193		290	0.0%
194		281	0.0%
195		308	0.0%
196		280	0.0%
197		276	0.0%
198		285	0.0%
199		278	0.0%
200		304	0.0%
201		277	0.0%
202		267	0.0%
203		261	0.0%

**File : 26 WB**

# P\_NO: PAGE NO

Value	Label	Cases	Percentage
204		253	0.0%
205		279	0.0%
206		265	0.0%
207		243	0.0%
208		250	0.0%
209		275	0.0%
210		249	0.0%
211		239	0.0%
212		242	0.0%
213		228	0.0%
214		242	0.0%
215		241	0.0%
216		245	0.0%
217		228	0.0%
218		217	0.0%
219		236	0.0%
220		232	0.0%
221		235	0.0%
222		226	0.0%
223		235	0.0%
224		216	0.0%
225		213	0.0%
226		202	0.0%
227		204	0.0%
228		219	0.0%
229		188	0.0%
230		171	0.0%
231		189	0.0%
232		174	0.0%
233		184	0.0%
234		173	0.0%
235		210	0.0%
236		177	0.0%
237		176	0.0%
238		175	0.0%
239		173	0.0%
240		171	0.0%
241		182	0.0%
242		161	0.0%
243		161	0.0%
244		159	0.0%
245		185	0.0%
246		162	0.0%

**File : 26 WB**

# P\_NO: PAGE NO

Value	Label	Cases	Percentage
247		160	0.0%
248		154	0.0%
249		152	0.0%
250		151	0.0%
251		160	0.0%
252		152	0.0%
253		181	0.0%
254		135	0.0%
255		140	0.0%
256		140	0.0%
257		125	0.0%
258		132	0.0%
259		137	0.0%
260		123	0.0%
261		124	0.0%
262		109	0.0%
263		120	0.0%
264		96	0.0%
265		121	0.0%
266		107	0.0%
267		124	0.0%
268		106	0.0%
269		100	0.0%
270		98	0.0%
271		104	0.0%
272		102	0.0%
273		102	0.0%
274		103	0.0%
275		104	0.0%
276		113	0.0%
277		91	0.0%
278		105	0.0%
279		89	0.0%
280		100	0.0%
281		112	0.0%
282		95	0.0%
283		90	0.0%
284		92	0.0%
285		89	0.0%
286		91	0.0%
287		89	0.0%
288		86	0.0%
289		75	0.0%

**File : 26 WB**

# P\_NO: PAGE NO

Value	Label	Cases	Percentage
290		76	0.0%
291		73	0.0%
292		78	0.0%
293		75	0.0%
294		77	0.0%
295		78	0.0%
296		73	0.0%
297		71	0.0%
298		70	0.0%
299		69	0.0%
300		69	0.0%
301		78	0.0%
302		69	0.0%
303		61	0.0%
304		74	0.0%
305		73	0.0%
306		71	0.0%
307		67	0.0%
308		65	0.0%
309		61	0.0%
310		57	0.0%
311		56	0.0%
312		54	0.0%
313		54	0.0%
314		50	0.0%
315		55	0.0%
316		52	0.0%
317		59	0.0%
318		59	0.0%
319		59	0.0%
320		49	0.0%
321		49	0.0%
322		49	0.0%
323		50	0.0%
324		50	0.0%
325		52	0.0%
326		46	0.0%
327		50	0.0%
328		51	0.0%
329		42	0.0%
330		50	0.0%
331		50	0.0%
332		49	0.0%

**File : 26 WB**

# P\_NO: PAGE NO

Value	Label	Cases	Percentage
333		49	0.0%
334		45	0.0%
335		43	0.0%
336		44	0.0%
337		43	0.0%
338		46	0.0%
339		44	0.0%
340		40	0.0%
341		44	0.0%
342		47	0.0%
343		45	0.0%
344		44	0.0%
345		45	0.0%
346		44	0.0%
347		45	0.0%
348		46	0.0%
349		49	0.0%
350		40	0.0%
351		39	0.0%
352		34	0.0%
353		42	0.0%
354		41	0.0%
355		40	0.0%
356		38	0.0%
357		40	0.0%
358		35	0.0%
359		39	0.0%
360		40	0.0%
361		40	0.0%
362		40	0.0%
363		43	0.0%
364		39	0.0%
365		40	0.0%
366		39	0.0%
367		42	0.0%
368		34	0.0%
369		35	0.0%
370		36	0.0%
371		40	0.0%
372		35	0.0%
373		35	0.0%
374		33	0.0%
375		29	0.0%



**File : 26 WB**

# P\_NO: PAGE NO

Value	Label	Cases	Percentage
376		28	0.0%
377		36	0.0%
378		35	0.0%
379		35	0.0%
380		35	0.0%
381		34	0.0%
382		32	0.0%
383		35	0.0%
384		34	0.0%
385		35	0.0%
386		34	0.0%
387		31	0.0%
388		34	0.0%
389		35	0.0%
390		42	0.0%
391		40	0.0%
392		34	0.0%
393		25	0.0%
394		25	0.0%
395		30	0.0%
396		31	0.0%
397		28	0.0%
398		26	0.0%
399		29	0.0%
400		40	0.0%
401		26	0.0%
402		30	0.0%
403		28	0.0%
404		29	0.0%
405		31	0.0%
406		30	0.0%
407		30	0.0%
408		30	0.0%
409		26	0.0%
410		32	0.0%
411		29	0.0%
412		29	0.0%
413		30	0.0%
414		29	0.0%
415		30	0.0%
416		31	0.0%
417		31	0.0%
418		31	0.0%

**File : 26 WB**

# P\_NO: PAGE NO

Value	Label	Cases	Percentage
419		30	0.0%
420		30	0.0%
421		30	0.0%
422		30	0.0%
423		30	0.0%
424		25	0.0%
425		35	0.0%
426		30	0.0%
427		30	0.0%
428		40	0.0%
429		21	0.0%
430		25	0.0%
431		26	0.0%
432		26	0.0%
433		20	0.0%
434		25	0.0%
435		15	0.0%
436		23	0.0%
437		20	0.0%
438		20	0.0%
439		20	0.0%
440		20	0.0%
441		20	0.0%
442		21	0.0%
443		23	0.0%
444		18	0.0%
445		15	0.0%
446		15	0.0%
447		20	0.0%
448		15	0.0%
449		14	0.0%
450		15	0.0%
451		15	0.0%
452		15	0.0%
453		15	0.0%
454		15	0.0%
455		15	0.0%
456		15	0.0%
457		15	0.0%
458		15	0.0%
459		16	0.0%
460		19	0.0%
461		14	0.0%

**File : 26 WB**

# P\_NO: PAGE NO

Value	Label	Cases	Percentage
462		15	0.0%
463		18	0.0%
464		16	0.0%
465		10	0.0%
466		9	0.0%
467		11	0.0%
468		8	0.0%
469		10	0.0%
470		10	0.0%
471		6	0.0%
472		10	0.0%
473		10	0.0%
474		10	0.0%
475		10	0.0%
476		5	0.0%
477		15	0.0%
478		16	0.0%
479		10	0.0%
480		10	0.0%
481		9	0.0%
482		11	0.0%
483		10	0.0%
484		10	0.0%
485		10	0.0%
486		10	0.0%
487		10	0.0%
488		10	0.0%
489		10	0.0%
490		11	0.0%
491		10	0.0%
492		15	0.0%
493		10	0.0%
494		10	0.0%
495		10	0.0%
496		10	0.0%
497		10	0.0%
498		10	0.0%
499		10	0.0%
500		10	0.0%
501		10	0.0%
502		10	0.0%
503		7	0.0%
504		15	0.0%

**File : 26 WB**

# P\_NO: PAGE NO

Value	Label	Cases	Percentage
505		10	0.0%
506		11	0.0%
507		8	0.0%
508		10	0.0%
509		10	0.0%
510		10	0.0%
511		10	0.0%
512		9	0.0%
513		10	0.0%
514		8	0.0%
515		10	0.0%
516		10	0.0%
517		10	0.0%
518		9	0.0%
519		10	0.0%
520		10	0.0%
521		10	0.0%
522		9	0.0%
523		10	0.0%
524		10	0.0%
525		11	0.0%
526		10	0.0%
527		9	0.0%
528		10	0.0%
529		10	0.0%
530		7	0.0%
531		8	0.0%
532		10	0.0%
533		9	0.0%
534		10	0.0%
535		9	0.0%
536		10	0.0%
537		10	0.0%
538		10	0.0%
539		11	0.0%
540		9	0.0%
541		10	0.0%
542		6	0.0%
543		10	0.0%
544		10	0.0%
545		9	0.0%
546		5	0.0%
547		10	0.0%

**File : 26 WB**

# P\_NO: PAGE NO

Value	Label	Cases	Percentage
548		10	0.0%
549		10	0.0%
550		10	0.0%
551		10	0.0%
552		10	0.0%
553		10	0.0%
554		8	0.0%
555		10	0.0%
556		10	0.0%
557		13	0.0%
558		9	0.0%
559		10	0.0%
560		10	0.0%
561		12	0.0%
562		10	0.0%
563		10	0.0%
564		11	0.0%
565		9	0.0%
566		10	0.0%
567		10	0.0%
568		5	0.0%
569		10	0.0%
570		10	0.0%
571		10	0.0%
572		10	0.0%
573		10	0.0%
574		10	0.0%
575		10	0.0%
576		10	0.0%
577		10	0.0%
578		8	0.0%
579		10	0.0%
580		10	0.0%
581		10	0.0%
582		10	0.0%
583		10	0.0%
584		10	0.0%
585		10	0.0%
586		10	0.0%
587		10	0.0%
588		10	0.0%
589		10	0.0%
590		5	0.0%

**File : 26 WB**

# P\_NO: PAGE NO

Value	Label	Cases	Percentage
591		10	0.0%
592		10	0.0%
593		10	0.0%
594		10	0.0%
595		6	0.0%
596		10	0.0%
597		5	0.0%
598		10	0.0%
599		10	0.0%
600		10	0.0%
601		10	0.0%
602		10	0.0%
603		10	0.0%
604		10	0.0%
605		10	0.0%
606		7	0.0%
607		13	0.0%
608		6	0.0%
609		10	0.0%
610		10	0.0%
611		10	0.0%
612		10	0.0%
613		11	0.0%
614		11	0.0%
615		10	0.0%
616		11	0.0%
617		11	0.0%
618		10	0.0%
619		11	0.0%
620		10	0.0%
621		10	0.0%
622		10	0.0%
623		11	0.0%
624		10	0.0%
625		10	0.0%
626		10	0.0%
627		10	0.0%
628		10	0.0%
629		10	0.0%
630		10	0.0%
631		10	0.0%
632		10	0.0%
633		10	0.0%

**File : 26 WB**

# P\_NO: PAGE NO

Value	Label	Cases	Percentage
634		10	0.0%
635		10	0.0%
636		10	0.0%
637		9	0.0%
638		5	0.0%
639		5	0.0%
640		5	0.0%
641		5	0.0%
642		5	0.0%
643		5	0.0%
644		5	0.0%
645		5	0.0%
646		5	0.0%
647		5	0.0%
648		17	0.0%
649		5	0.0%
650		5	0.0%
651		5	0.0%
652		6	0.0%
653		5	0.0%
673		2	0.0%
685		1	0.0%
701		3	0.0%
703		1	0.0%
704		5	0.0%
707		1	0.0%
728		3	0.0%
756		4	0.0%
784		2	0.0%
793		1	0.0%
801		5	0.0%
806		1	0.0%
810		2	0.0%
822		2	0.0%
838		4	0.0%
847		1	0.0%
861		4	0.0%
887		3	0.0%
901		1	0.0%
911		1	0.0%
920		4	0.0%
934		1	0.0%
995		1	0.0%

Warning: these figures indicate the number of cases found in the data file. They cannot be interpreted as summary statistics of the population of interest.

**File : 26 WB****# LINE\_NO: LINE NUMBER****Information** [Type= discrete] [Format=character] [Missing=\*]**Statistics [NW/ W]** [Valid=3234395 /-] [Invalid=0 /-]**# PREM\_S: PREMISES STATUS****Information** [Type= discrete] [Format=character] [Missing=\*]**Statistics [NW/ W]** [Valid=3234396 /-] [Invalid=0 /-]

Value	Label	Cases	Percentage
1	Without premises	1073783	33.2%
2	With Premises	2160613	66.8%

*Warning: these figures indicate the number of cases found in the data file. They cannot be interpreted as summary statistics of the population of interest.***# SRL\_NO: RUNNING SERIAL NUMBER****Information** [Type= discrete] [Format=character] [Missing=\*]**Statistics [NW/ W]** [Valid=3234396 /-] [Invalid=0 /-]**# NIC: NIC****Information** [Type= discrete] [Format=character] [Missing=\*]**Statistics [NW/ W]** [Valid=3234396 /-] [Invalid=0 /-]*Frequency table not shown (1338 Modalities)***# AGRI\_NON\_AGRI: AGRI.AND NON-AGRI.****Information** [Type= discrete] [Format=character] [Missing=\*]**Statistics [NW/ W]** [Valid=3234396 /-] [Invalid=0 /-]

Value	Label	Cases	Percentage
1	Agriculture	172793	5.3%
2	Non-Agriculture	3061603	94.7%

*Warning: these figures indicate the number of cases found in the data file. They cannot be interpreted as summary statistics of the population of interest.***# NOP: NATURE OF OPERATION****Information** [Type= discrete] [Format=character] [Missing=\*]**Statistics [NW/ W]** [Valid=3234396 /-] [Invalid=0 /-]

Value	Label	Cases	Percentage
1	Perennial	3042810	94.1%
2	Non-Perennial	191586	5.9%

*Warning: these figures indicate the number of cases found in the data file. They cannot be interpreted as summary statistics of the population of interest.***# OWN\_SHIP: OWNERSHIP CODE****Information** [Type= discrete] [Format=character] [Missing=\*]**Statistics [NW/ W]** [Valid=3234396 /-] [Invalid=0 /-]

Value	Label	Cases	Percentage
1	Private Non-Profit Institutions	63129	2.0%
2	Private Others	3086876	95.4%
3	Co-operatives	4972	0.2%
4	Governments	79419	2.5%

*Warning: these figures indicate the number of cases found in the data file. They cannot be interpreted as summary statistics of the population of interest.*



**File : 26 WB****# SG: SOCIAL GROUP CODE****Information** [Type= discrete] [Format=character] [Missing=\*]**Statistics [NW/ W]** [Valid=3234396 /-] [Invalid=0 /-]

Value	Label	Cases	Percentage
1	ST Female	7829	0.2%
2	ST Male	75732	2.3%
3	SC Female	24117	0.7%
4	SC Male	497780	15.4%
5	OBC Female	19108	0.6%
6	OBC Male	375748	11.6%
7	Others Female	60307	1.9%
8	Others Male	2026255	62.6%
9	Other than private enterprises	147520	4.6%

*Warning: these figures indicate the number of cases found in the data file. They cannot be interpreted as summary statistics of the population of interest.***# P\_F\_USED: POWER/FUEL USED****Information** [Type= discrete] [Format=character] [Missing=\*]**Statistics [NW/ W]** [Valid=3234396 /-] [Invalid=0 /-]

Value	Label	Cases	Percentage
0	Without power	2724752	84.2%
1	Electricity	138611	4.3%
2	Coal/soft coke	157550	4.9%
3	Patrol/Diesel	50551	1.6%
4	LPG/Natural Gas	5652	0.2%
5	Fire wood	96271	3.0%
6	Kerosene	22102	0.7%
7	Animal power	3198	0.1%
8	"Non-conventional energy (bio-gas, solar & wind energy)	1825	0.1%
9	Others	33884	1.0%

*Warning: these figures indicate the number of cases found in the data file. They cannot be interpreted as summary statistics of the population of interest.***# Y\_OPRA: YEAR OF OPERATION****Information** [Type= discrete] [Format=character] [Missing=\*]**Statistics [NW/ W]** [Valid=3234396 /-] [Invalid=0 /-]

Value	Label	Cases	Percentage
0	Less than 1 year	35109	1.1%
1	Completed 1 year	80248	2.5%
2	Completed 2 years	174524	5.4%
3	Completed 3 years	206596	6.4%
4	Completed 4 years	212287	6.6%
5	Completed 5 years	377541	11.7%
6	Completed 6 years	243472	7.5%
7	Completed 7 years	182448	5.6%
8	Completed 8 years	172119	5.3%
9	Completed 9 years or more	1550052	47.9%

*Warning: these figures indicate the number of cases found in the data file. They cannot be interpreted as summary statistics of the population of interest.*

# File : 26 WB

## # REGISN: REGISTRATION CODE

**Information** [Type= discrete] [Format=character] [Missing=\*]

**Statistics [NW/ W]** [Valid=3234130 /-] [Invalid=0 /-]

Value	Label	Cases	Percentage
0		1461	0.0%
00		3205540	99.1%
01		1063	0.0%
02		2446	0.1%
03		416	0.0%
04		376	0.0%
05		1830	0.1%
06		539	0.0%
07		138	0.0%
08		246	0.0%
09		978	0.0%
0y		4	0.0%
1		2	0.0%
11		4318	0.1%
12		109	0.0%
13		4	0.0%
14		7	0.0%
15		13	0.0%
16		7	0.0%
17		1	0.0%
18		1	0.0%
19		1	0.0%
22		9790	0.3%
23		12	0.0%
24		37	0.0%
25		22	0.0%
26		6	0.0%
27		4	0.0%
28		19	0.0%
29		3	0.0%
33		577	0.0%
34		5	0.0%
35		6	0.0%
36		3	0.0%
38		1	0.0%
44		1053	0.0%
45		4	0.0%
47		1	0.0%
5		1	0.0%
55		1707	0.1%
56		2	0.0%

## File : 26 WB

### # REGISN: REGISTRATION CODE

Value	Label	Cases	Percentage
57		1	0.0%
58		1	0.0%
6		2	0.0%
66		347	0.0%
67		2	0.0%
69		1	0.0%
77		243	0.0%
88		281	0.0%
99		499	0.0%

Warning: these figures indicate the number of cases found in the data file. They cannot be interpreted as summary statistics of the population of interest.

### # SOF: SOURCE OF FINANCE

<b>Information</b>	[Type= discrete] [Format=character] [Missing=*]
--------------------	---

<b>Statistics [NW/ W]</b>	[Valid=3234396 /-] [Invalid=0 /-]
---------------------------	-----------------------------------

Value	Label	Cases	Percentage
1	Assistance under IRDP	58968	1.8%
2	Assistance under other poverty alleviation programs(TRYSEM/DWCARA/toll kits)	13852	0.4%
3	Borrowing from institutions	60737	1.9%
4	Borrowing from non-instituions	57980	1.8%
5	Self financing	2701770	83.5%
6	Others	341089	10.5%

Warning: these figures indicate the number of cases found in the data file. They cannot be interpreted as summary statistics of the population of interest.

### # T\_ADULT\_M: TOTAL ADULT MALE

<b>Information</b>	[Type= discrete] [Format=character] [Missing=*]
--------------------	---

<b>Statistics [NW/ W]</b>	[Valid=3234396 /-] [Invalid=0 /-]
---------------------------	-----------------------------------

Value	Label	Cases	Percentage
00000		99616	3.1%
00001		1895007	58.6%
00002		682947	21.1%
00003		223449	6.9%
00004		127040	3.9%
00005		61465	1.9%
00006		38555	1.2%
00007		18079	0.6%
00008		17481	0.5%
00009		6965	0.2%
00010		14067	0.4%
00011		4193	0.1%
00012		7066	0.2%
00013		2585	0.1%
00014		2708	0.1%
00015		5316	0.2%

**File : 26 WB**

**# T\_ADULT\_M: TOTAL ADULT MALE**

Value	Label	Cases	Percentage
00016		2201	0.1%
00017		1184	0.0%
00018		1701	0.1%
00019		893	0.0%
00020		3339	0.1%
00021		1104	0.0%
00022		1014	0.0%
00023		500	0.0%
00024		499	0.0%
00025		1775	0.1%
00026		483	0.0%
00027		387	0.0%
00028		385	0.0%
00029		230	0.0%
00030		1507	0.0%
00031		466	0.0%
00032		421	0.0%
00033		212	0.0%
00034		153	0.0%
00035		631	0.0%
00036		215	0.0%
00037		145	0.0%
00038		176	0.0%
00039		98	0.0%
00040		874	0.0%
00041		246	0.0%
00042		253	0.0%
00043		119	0.0%
00044		97	0.0%
00045		332	0.0%
00046		117	0.0%
00047		95	0.0%
00048		82	0.0%
00049		69	0.0%
00050		668	0.0%
00051		180	0.0%
00052		125	0.0%
00053		55	0.0%
00054		55	0.0%
00055		123	0.0%
00056		79	0.0%
00057		37	0.0%
00058		44	0.0%

**File : 26 WB**

**# T\_ADULT\_M: TOTAL ADULT MALE**

Value	Label	Cases	Percentage
00059		32	0.0%
00060		311	0.0%
00061		65	0.0%
00062		81	0.0%
00063		29	0.0%
00064		42	0.0%
00065		108	0.0%
00066		33	0.0%
00067		27	0.0%
00068		29	0.0%
00069		23	0.0%
00070		202	0.0%
00071		74	0.0%
00072		43	0.0%
00073		21	0.0%
00074		28	0.0%
00075		96	0.0%
00076		20	0.0%
00077		22	0.0%
00078		27	0.0%
00079		15	0.0%
00080		140	0.0%
00081		56	0.0%
00082		31	0.0%
00083		24	0.0%
00084		12	0.0%
00085		55	0.0%
00086		15	0.0%
00087		24	0.0%
00088		24	0.0%
00089		11	0.0%
00090		84	0.0%
00091		36	0.0%
00092		52	0.0%
00093		31	0.0%
00094		27	0.0%
00095		34	0.0%
00096		30	0.0%
00097		17	0.0%
00098		28	0.0%
00099		13	0.0%
00100		183	0.0%
00101		53	0.0%

**File : 26 WB****# T\_ADULT\_M: TOTAL ADULT MALE**

<b>Value</b>	<b>Label</b>	<b>Cases</b>	<b>Percentage</b>
00102		25	0.0%
00103		16	0.0%
00104		14	0.0%
00105		37	0.0%
00106		16	0.0%
00107		14	0.0%
00108		10	0.0%
00109		11	0.0%
00110		77	0.0%
00111		17	0.0%
00112		25	0.0%
00113		10	0.0%
00114		8	0.0%
00115		24	0.0%
00116		9	0.0%
00117		7	0.0%
00118		10	0.0%
00119		6	0.0%
00120		123	0.0%
00121		14	0.0%
00122		15	0.0%
00123		3	0.0%
00124		3	0.0%
00125		32	0.0%
00126		11	0.0%
00127		4	0.0%
00128		8	0.0%
00129		5	0.0%
00130		59	0.0%
00131		7	0.0%
00132		5	0.0%
00133		5	0.0%
00134		4	0.0%
00135		17	0.0%
00136		4	0.0%
00137		5	0.0%
00138		4	0.0%
00139		2	0.0%
00140		80	0.0%
00141		6	0.0%
00142		15	0.0%
00143		2	0.0%
00145		14	0.0%

**File : 26 WB**

**# T\_ADULT\_M: TOTAL ADULT MALE**

Value	Label	Cases	Percentage
00146		4	0.0%
00147		6	0.0%
00148		18	0.0%
00149		3	0.0%
00150		122	0.0%
00151		22	0.0%
00152		10	0.0%
00153		4	0.0%
00154		6	0.0%
00155		7	0.0%
00156		3	0.0%
00157		5	0.0%
00158		2	0.0%
00159		2	0.0%
00160		26	0.0%
00161		6	0.0%
00162		5	0.0%
00163		2	0.0%
00164		1	0.0%
00165		4	0.0%
00167		4	0.0%
00168		3	0.0%
00169		2	0.0%
00170		11	0.0%
00171		5	0.0%
00172		3	0.0%
00173		2	0.0%
00174		2	0.0%
00175		18	0.0%
00176		3	0.0%
00177		3	0.0%
00178		4	0.0%
00179		1	0.0%
00180		18	0.0%
00181		9	0.0%
00182		2	0.0%
00183		2	0.0%
00184		3	0.0%
00185		10	0.0%
00186		5	0.0%
00187		1	0.0%
00188		2	0.0%
00189		2	0.0%

**File : 26 WB**

**# T\_ADULT\_M: TOTAL ADULT MALE**

Value	Label	Cases	Percentage
00190		6	0.0%
00191		1	0.0%
00192		2	0.0%
00195		3	0.0%
00196		2	0.0%
00197		4	0.0%
00198		3	0.0%
00199		6	0.0%
00200		52	0.0%
00201		34	0.0%
00202		5	0.0%
00203		4	0.0%
00204		5	0.0%
00205		5	0.0%
00206		7	0.0%
00207		5	0.0%
00208		4	0.0%
00209		2	0.0%
00210		8	0.0%
00211		2	0.0%
00212		2	0.0%
00213		1	0.0%
00214		2	0.0%
00215		3	0.0%
00216		1	0.0%
00217		2	0.0%
00218		5	0.0%
00219		3	0.0%
00220		10	0.0%
00222		2	0.0%
00223		1	0.0%
00224		1	0.0%
00225		10	0.0%
00227		3	0.0%
00228		1	0.0%
00230		6	0.0%
00234		1	0.0%
00235		2	0.0%
00236		1	0.0%
00237		1	0.0%
00239		2	0.0%
00240		6	0.0%
00241		1	0.0%



**File : 26 WB****# T\_ADULT\_M: TOTAL ADULT MALE**

<b>Value</b>	<b>Label</b>	<b>Cases</b>	<b>Percentage</b>
00242		1	0.0%
00244		2	0.0%
00245		4	0.0%
00246		1	0.0%
00247		1	0.0%
00248		1	0.0%
00249		1	0.0%
00250		22	0.0%
00251		14	0.0%
00252		4	0.0%
00253		3	0.0%
00254		1	0.0%
00255		1	0.0%
00256		1	0.0%
00257		1	0.0%
00258		1	0.0%
00260		10	0.0%
00261		1	0.0%
00262		3	0.0%
00265		1	0.0%
00266		1	0.0%
00267		1	0.0%
00268		2	0.0%
00270		5	0.0%
00271		3	0.0%
00272		4	0.0%
00273		2	0.0%
00274		1	0.0%
00275		8	0.0%
00276		4	0.0%
00277		2	0.0%
00278		1	0.0%
00279		1	0.0%
00280		7	0.0%
00281		2	0.0%
00282		4	0.0%
00283		1	0.0%
00284		2	0.0%
00285		6	0.0%
00286		2	0.0%
00287		5	0.0%
00288		3	0.0%
00289		4	0.0%

**File : 26 WB**

**# T\_ADULT\_M: TOTAL ADULT MALE**

Value	Label	Cases	Percentage
00290		10	0.0%
00291		2	0.0%
00292		3	0.0%
00293		3	0.0%
00295		6	0.0%
00296		1	0.0%
00297		1	0.0%
00298		2	0.0%
00300		39	0.0%
00301		8	0.0%
00302		5	0.0%
00305		5	0.0%
00307		5	0.0%
00308		1	0.0%
00310		6	0.0%
00311		4	0.0%
00312		7	0.0%
00315		3	0.0%
00316		1	0.0%
00317		1	0.0%
00318		3	0.0%
00320		3	0.0%
00321		4	0.0%
00322		1	0.0%
00325		2	0.0%
00327		1	0.0%
00328		3	0.0%
00330		2	0.0%
00331		3	0.0%
00332		1	0.0%
00333		1	0.0%
00334		2	0.0%
00337		2	0.0%
00338		1	0.0%
00342		3	0.0%
00343		1	0.0%
00344		2	0.0%
00345		2	0.0%
00350		6	0.0%
00351		1	0.0%
00352		2	0.0%
00355		2	0.0%
00356		1	0.0%

**File : 26 WB****# T\_ADULT\_M: TOTAL ADULT MALE**

<b>Value</b>	<b>Label</b>	<b>Cases</b>	<b>Percentage</b>
00358		1	0.0%
00360		2	0.0%
00361		2	0.0%
00364		1	0.0%
00365		7	0.0%
00367		1	0.0%
00370		1	0.0%
00371		1	0.0%
00372		4	0.0%
00375		4	0.0%
00376		1	0.0%
00380		1	0.0%
00381		3	0.0%
00383		1	0.0%
00385		2	0.0%
00386		1	0.0%
00387		1	0.0%
00388		2	0.0%
00389		1	0.0%
00390		1	0.0%
00392		1	0.0%
00394		2	0.0%
00397		1	0.0%
00400		15	0.0%
00401		2	0.0%
00402		2	0.0%
00405		1	0.0%
00407		2	0.0%
00409		1	0.0%
00410		3	0.0%
00413		1	0.0%
00415		1	0.0%
00418		1	0.0%
00420		4	0.0%
00422		1	0.0%
00423		1	0.0%
00425		4	0.0%
00430		3	0.0%
00431		1	0.0%
00433		1	0.0%
00434		1	0.0%
00435		1	0.0%
00436		1	0.0%

**File : 26 WB****# T\_ADULT\_M: TOTAL ADULT MALE**

<b>Value</b>	<b>Label</b>	<b>Cases</b>	<b>Percentage</b>
00439		1	0.0%
00440		1	0.0%
00441		1	0.0%
00445		2	0.0%
00446		1	0.0%
00450		13	0.0%
00453		1	0.0%
00460		7	0.0%
00470		4	0.0%
00471		1	0.0%
00476		3	0.0%
00480		8	0.0%
00482		1	0.0%
00485		1	0.0%
00489		1	0.0%
00490		2	0.0%
00494		2	0.0%
00495		1	0.0%
00496		1	0.0%
00497		1	0.0%
00500		25	0.0%
00501		5	0.0%
00502		5	0.0%
00503		1	0.0%
00507		1	0.0%
00509		1	0.0%
00510		4	0.0%
00513		1	0.0%
00514		1	0.0%
00519		1	0.0%
00520		9	0.0%
00528		2	0.0%
00530		5	0.0%
00536		1	0.0%
00540		2	0.0%
00541		1	0.0%
00545		1	0.0%
00548		2	0.0%
00550		6	0.0%
00552		1	0.0%
00553		1	0.0%
00560		4	0.0%
00563		3	0.0%

**File : 26 WB****# T\_ADULT\_M: TOTAL ADULT MALE**

<b>Value</b>	<b>Label</b>	<b>Cases</b>	<b>Percentage</b>
00569		1	0.0%
00570		2	0.0%
00575		2	0.0%
00576		1	0.0%
00578		1	0.0%
00580		2	0.0%
00581		1	0.0%
00582		2	0.0%
00585		2	0.0%
00586		1	0.0%
00589		1	0.0%
00591		1	0.0%
00594		1	0.0%
00600		13	0.0%
00601		3	0.0%
00602		3	0.0%
00606		1	0.0%
00610		1	0.0%
00615		1	0.0%
00620		2	0.0%
00622		1	0.0%
00630		1	0.0%
00632		1	0.0%
00634		3	0.0%
00637		1	0.0%
00650		3	0.0%
00652		1	0.0%
00659		1	0.0%
00680		2	0.0%
00688		2	0.0%
00692		1	0.0%
00694		1	0.0%
00697		1	0.0%
00699		1	0.0%
00700		10	0.0%
00702		1	0.0%
00703		1	0.0%
00704		1	0.0%
00706		1	0.0%
00720		2	0.0%
00724		1	0.0%
00735		2	0.0%
00750		1	0.0%

**File : 26 WB****# T\_ADULT\_M: TOTAL ADULT MALE**

<b>Value</b>	<b>Label</b>	<b>Cases</b>	<b>Percentage</b>
00751		1	0.0%
00770		1	0.0%
00774		1	0.0%
00780		1	0.0%
00798		1	0.0%
00800		9	0.0%
00804		1	0.0%
00810		1	0.0%
00813		1	0.0%
00823		1	0.0%
00827		1	0.0%
00840		1	0.0%
00844		1	0.0%
00850		1	0.0%
00853		1	0.0%
00857		1	0.0%
00860		1	0.0%
00865		1	0.0%
00868		1	0.0%
00892		1	0.0%
00900		6	0.0%
00902		1	0.0%
00906		1	0.0%
00911		1	0.0%
00920		1	0.0%
00924		1	0.0%
00931		1	0.0%
00950		1	0.0%
00960		2	0.0%
00969		1	0.0%
00976		1	0.0%
00980		1	0.0%
00981		1	0.0%
01000		3	0.0%
01002		2	0.0%
01005		2	0.0%
01021		2	0.0%
01023		1	0.0%
01030		2	0.0%
01045		1	0.0%
01050		1	0.0%
01083		1	0.0%
01098		1	0.0%

**File : 26 WB****# T\_ADULT\_M: TOTAL ADULT MALE**

<b>Value</b>	<b>Label</b>	<b>Cases</b>	<b>Percentage</b>
01100		3	0.0%
01105		1	0.0%
01110		2	0.0%
01121		1	0.0%
01124		1	0.0%
01129		2	0.0%
01150		2	0.0%
01169		2	0.0%
01200		3	0.0%
01201		1	0.0%
01250		1	0.0%
01301		1	0.0%
01322		1	0.0%
01347		1	0.0%
01357		1	0.0%
01400		2	0.0%
01418		1	0.0%
01420		1	0.0%
01441		1	0.0%
01443		1	0.0%
01470		1	0.0%
01487		1	0.0%
01490		1	0.0%
01500		4	0.0%
01506		1	0.0%
01516		1	0.0%
01525		1	0.0%
01538		1	0.0%
01552		1	0.0%
01680		1	0.0%
01700		1	0.0%
01720		1	0.0%
01752		1	0.0%
01902		1	0.0%
01953		1	0.0%
01966		1	0.0%
01969		1	0.0%
01980		1	0.0%
02000		5	0.0%
02100		2	0.0%
02168		1	0.0%
02200		1	0.0%
02440		1	0.0%

**File : 26 WB****# T\_ADULT\_M: TOTAL ADULT MALE**

<b>Value</b>	<b>Label</b>	<b>Cases</b>	<b>Percentage</b>
02482		1	0.0%
02550		1	0.0%
02654		1	0.0%
02986		1	0.0%
03000		1	0.0%
03030		1	0.0%
03100		1	0.0%
03220		1	0.0%
03448		1	0.0%
03452		1	0.0%
03500		3	0.0%
03519		1	0.0%
03521		1	0.0%
03575		1	0.0%
03658		1	0.0%
03670		1	0.0%
03700		1	0.0%
03743		1	0.0%
03787		1	0.0%
03801		1	0.0%
03859		1	0.0%
03900		2	0.0%
03930		1	0.0%
04000		2	0.0%
04097		1	0.0%
04164		1	0.0%
04225		1	0.0%
04267		1	0.0%
04431		1	0.0%
04526		1	0.0%
04724		1	0.0%
04731		1	0.0%
04835		1	0.0%
04837		1	0.0%
04870		1	0.0%
05000		2	0.0%
05005		2	0.0%
05067		1	0.0%
05193		1	0.0%
05255		1	0.0%
05600		1	0.0%
05887		1	0.0%
06001		1	0.0%



## File : 26 WB

### # T\_ADULT\_M: TOTAL ADULT MALE

Value	Label	Cases	Percentage
06005		1	0.0%
06031		1	0.0%
06205		1	0.0%
06425		1	0.0%
08336		1	0.0%
10000		2	0.0%
12970		1	0.0%
15000		1	0.0%
16000		1	0.0%
60900		1	0.0%

Warning: these figures indicate the number of cases found in the data file. They cannot be interpreted as summary statistics of the population of interest.

### # T\_ADULT\_F: TOTAL ADULT FEMALE

**Information** [Type= discrete] [Format=character] [Missing=\*]

**Statistics [NW/ W]** [Valid=3234396 /-] [Invalid=0 /-]

Value	Label	Cases	Percentage
00000		2647895	81.9%
00001		424281	13.1%
00002		95894	3.0%
00003		29457	0.9%
00004		10186	0.3%
00005		7402	0.2%
00006		3936	0.1%
00007		1456	0.0%
00008		2579	0.1%
00009		1170	0.0%
00010		2341	0.1%
00011		669	0.0%
00012		701	0.0%
00013		259	0.0%
00014		292	0.0%
00015		1090	0.0%
00016		252	0.0%
00017		248	0.0%
00018		221	0.0%
00019		141	0.0%
00020		780	0.0%
00021		147	0.0%
00022		130	0.0%
00023		95	0.0%
00024		65	0.0%
00025		260	0.0%
00026		58	0.0%
00027		39	0.0%

**File : 26 WB****# T\_ADULT\_F: TOTAL ADULT FEMALE**

<b>Value</b>	<b>Label</b>	<b>Cases</b>	<b>Percentage</b>
00028		54	0.0%
00029		28	0.0%
00030		360	0.0%
00031		44	0.0%
00032		66	0.0%
00033		28	0.0%
00034		35	0.0%
00035		128	0.0%
00036		31	0.0%
00037		31	0.0%
00038		44	0.0%
00039		14	0.0%
00040		195	0.0%
00041		24	0.0%
00042		35	0.0%
00043		16	0.0%
00044		11	0.0%
00045		92	0.0%
00046		15	0.0%
00047		21	0.0%
00048		29	0.0%
00049		7	0.0%
00050		171	0.0%
00051		20	0.0%
00052		25	0.0%
00053		12	0.0%
00054		7	0.0%
00055		22	0.0%
00056		8	0.0%
00057		3	0.0%
00058		6	0.0%
00059		6	0.0%
00060		84	0.0%
00061		4	0.0%
00062		10	0.0%
00063		7	0.0%
00064		9	0.0%
00065		19	0.0%
00066		5	0.0%
00067		6	0.0%
00068		4	0.0%
00069		2	0.0%
00070		66	0.0%

**File : 26 WB****# T\_ADULT\_F: TOTAL ADULT FEMALE**

<b>Value</b>	<b>Label</b>	<b>Cases</b>	<b>Percentage</b>
00071		8	0.0%
00072		8	0.0%
00073		3	0.0%
00074		1	0.0%
00075		23	0.0%
00076		5	0.0%
00077		6	0.0%
00078		2	0.0%
00080		52	0.0%
00081		4	0.0%
00082		5	0.0%
00083		5	0.0%
00084		5	0.0%
00085		11	0.0%
00086		1	0.0%
00088		3	0.0%
00089		1	0.0%
00090		24	0.0%
00091		1	0.0%
00092		2	0.0%
00094		3	0.0%
00095		5	0.0%
00096		1	0.0%
00097		4	0.0%
00100		62	0.0%
00101		11	0.0%
00102		1	0.0%
00103		2	0.0%
00104		3	0.0%
00105		4	0.0%
00106		1	0.0%
00108		1	0.0%
00109		4	0.0%
00110		11	0.0%
00111		3	0.0%
00112		1	0.0%
00113		1	0.0%
00114		2	0.0%
00115		7	0.0%
00116		1	0.0%
00117		1	0.0%
00119		1	0.0%
00120		14	0.0%

**File : 26 WB****# T\_ADULT\_F: TOTAL ADULT FEMALE**

<b>Value</b>	<b>Label</b>	<b>Cases</b>	<b>Percentage</b>
00122		3	0.0%
00123		2	0.0%
00124		2	0.0%
00125		4	0.0%
00126		2	0.0%
00128		1	0.0%
00129		1	0.0%
00130		7	0.0%
00131		1	0.0%
00132		1	0.0%
00133		1	0.0%
00135		2	0.0%
00140		3	0.0%
00141		1	0.0%
00142		1	0.0%
00143		1	0.0%
00147		1	0.0%
00149		1	0.0%
00150		17	0.0%
00151		1	0.0%
00154		1	0.0%
00155		3	0.0%
00156		1	0.0%
00159		1	0.0%
00160		1	0.0%
00161		1	0.0%
00167		3	0.0%
00168		2	0.0%
00170		3	0.0%
00173		1	0.0%
00175		3	0.0%
00178		1	0.0%
00179		1	0.0%
00180		6	0.0%
00181		2	0.0%
00182		1	0.0%
00188		3	0.0%
00190		4	0.0%
00192		1	0.0%
00195		3	0.0%
00197		2	0.0%
00199		1	0.0%
00200		12	0.0%

**File : 26 WB****# T\_ADULT\_F: TOTAL ADULT FEMALE**

<b>Value</b>	<b>Label</b>	<b>Cases</b>	<b>Percentage</b>
00201		1	0.0%
00204		1	0.0%
00205		1	0.0%
00207		1	0.0%
00210		1	0.0%
00211		1	0.0%
00219		2	0.0%
00220		7	0.0%
00225		1	0.0%
00228		1	0.0%
00229		1	0.0%
00232		1	0.0%
00236		1	0.0%
00240		1	0.0%
00242		1	0.0%
00245		1	0.0%
00246		1	0.0%
00247		1	0.0%
00250		6	0.0%
00255		1	0.0%
00263		1	0.0%
00264		1	0.0%
00269		1	0.0%
00270		2	0.0%
00272		4	0.0%
00274		1	0.0%
00282		1	0.0%
00285		1	0.0%
00286		1	0.0%
00288		1	0.0%
00292		1	0.0%
00298		1	0.0%
00300		14	0.0%
00301		2	0.0%
00307		1	0.0%
00309		1	0.0%
00310		1	0.0%
00316		1	0.0%
00320		1	0.0%
00326		2	0.0%
00330		1	0.0%
00339		1	0.0%
00350		1	0.0%

**File : 26 WB**

**# T\_ADULT\_F: TOTAL ADULT FEMALE**

Value	Label	Cases	Percentage
00363		1	0.0%
00364		1	0.0%
00374		1	0.0%
00384		1	0.0%
00400		8	0.0%
00409		1	0.0%
00414		1	0.0%
00420		3	0.0%
00421		1	0.0%
00433		1	0.0%
00448		1	0.0%
00453		1	0.0%
00465		1	0.0%
00475		1	0.0%
00491		1	0.0%
00499		1	0.0%
00500		4	0.0%
00508		1	0.0%
00520		4	0.0%
00560		1	0.0%
00565		1	0.0%
00587		1	0.0%
00600		1	0.0%
00636		1	0.0%
00720		1	0.0%
00755		1	0.0%
00927		1	0.0%
00987		1	0.0%
01000		2	0.0%
01020		1	0.0%
01197		1	0.0%
01330		1	0.0%
01459		1	0.0%
10000		1	0.0%

*Warning: these figures indicate the number of cases found in the data file. They cannot be interpreted as summary statistics of the population of interest.*

**# T\_CHILD\_M: TOTAL CHIELD MALE**

<b>Information</b>	[Type= discrete] [Format=character] [Missing=*]		
<b>Statistics [NW/ W]</b>	[Valid=3234396 /-] [Invalid=0 /-]		
Value	Label	Cases	Percentage
00000		3151739	97.4%
00001		66758	2.1%
00002		12199	0.4%
00003		2010	0.1%

## File : 26 WB

### # T\_CHILD\_M: TOTAL CHIELD MALE

Value	Label	Cases	Percentage
00004		785	0.0%
00005		374	0.0%
00006		140	0.0%
00007		59	0.0%
00008		57	0.0%
00009		14	0.0%
00010		119	0.0%
00011		8	0.0%
00012		18	0.0%
00013		4	0.0%
00014		2	0.0%
00015		30	0.0%
00016		2	0.0%
00017		2	0.0%
00018		6	0.0%
00019		1	0.0%
00020		30	0.0%
00022		2	0.0%
00025		4	0.0%
00030		11	0.0%
00031		1	0.0%
00035		4	0.0%
00040		6	0.0%
00045		1	0.0%
00050		8	0.0%
00055		1	0.0%
00070		1	0.0%

Warning: these figures indicate the number of cases found in the data file. They cannot be interpreted as summary statistics of the population of interest.

### # T\_CHILD\_F: TOTAL CHIELD FEMALE

Value	Label	Cases	Percentage
000		1	0.0%
00000		3202796	99.0%
00001		25431	0.8%
00002		4673	0.1%
00003		855	0.0%
00004		255	0.0%
00005		138	0.0%
00006		48	0.0%
00007		22	0.0%
00008		32	0.0%
00009		7	0.0%

## File : 26 WB

### # T\_CHILD\_F: TOTAL CHIELD FEMALE

Value	Label	Cases	Percentage
00010		60	0.0%
00011		1	0.0%
00012		9	0.0%
00013		2	0.0%
00014		5	0.0%
00015		21	0.0%
00016		1	0.0%
00017		1	0.0%
00018		1	0.0%
00020		16	0.0%
00024		1	0.0%
00025		6	0.0%
00027		1	0.0%
00028		1	0.0%
00030		5	0.0%
00035		1	0.0%
00040		1	0.0%
00042		1	0.0%
00050		3	0.0%
00100		1	0.0%

Warning: these figures indicate the number of cases found in the data file. They cannot be interpreted as summary statistics of the population of interest.

### # TOT: TOTAL OF TOTAL

**Information** [Type= discrete] [Format=character] [Missing=\*]

**Statistics [NW/ W]** [Valid=3234396 /-] [Invalid=0 /-]

Value	Label	Cases	Percentage
00001		1629541	50.4%
00002		866533	26.8%
00003		302510	9.4%
00004		168033	5.2%
00005		83086	2.6%
00006		49958	1.5%
00007		24946	0.8%
00008		21581	0.7%
00009		10510	0.3%
00010		14809	0.5%
00011		5950	0.2%
00012		7904	0.2%
00013		3688	0.1%
00014		3535	0.1%
00015		6009	0.2%
00016		2879	0.1%
00017		1896	0.1%
00018		2218	0.1%



**File : 26 WB****# TOT: TOTAL OF TOTAL**

<b>Value</b>	<b>Label</b>	<b>Cases</b>	<b>Percentage</b>
00019		1263	0.0%
00020		3422	0.1%
00021		1468	0.0%
00022		1345	0.0%
00023		874	0.0%
00024		700	0.0%
00025		2003	0.1%
00026		750	0.0%
00027		579	0.0%
00028		579	0.0%
00029		358	0.0%
00030		1513	0.0%
00031		633	0.0%
00032		491	0.0%
00033		362	0.0%
00034		260	0.0%
00035		808	0.0%
00036		346	0.0%
00037		230	0.0%
00038		248	0.0%
00039		149	0.0%
00040		879	0.0%
00041		309	0.0%
00042		305	0.0%
00043		169	0.0%
00044		161	0.0%
00045		473	0.0%
00046		183	0.0%
00047		159	0.0%
00048		128	0.0%
00049		103	0.0%
00050		757	0.0%
00051		217	0.0%
00052		191	0.0%
00053		86	0.0%
00054		103	0.0%
00055		185	0.0%
00056		90	0.0%
00057		76	0.0%
00058		81	0.0%
00059		47	0.0%
00060		375	0.0%
00061		85	0.0%

**File : 26 WB****# TOT: TOTAL OF TOTAL**

<b>Value</b>	<b>Label</b>	<b>Cases</b>	<b>Percentage</b>
00062		108	0.0%
00063		66	0.0%
00064		52	0.0%
00065		163	0.0%
00066		46	0.0%
00067		39	0.0%
00068		45	0.0%
00069		31	0.0%
00070		213	0.0%
00071		88	0.0%
00072		64	0.0%
00073		35	0.0%
00074		40	0.0%
00075		130	0.0%
00076		40	0.0%
00077		39	0.0%
00078		33	0.0%
00079		28	0.0%
00080		188	0.0%
00081		62	0.0%
00082		44	0.0%
00083		28	0.0%
00084		27	0.0%
00085		66	0.0%
00086		30	0.0%
00087		23	0.0%
00088		27	0.0%
00089		15	0.0%
00090		92	0.0%
00091		50	0.0%
00092		58	0.0%
00093		42	0.0%
00094		26	0.0%
00095		44	0.0%
00096		46	0.0%
00097		23	0.0%
00098		23	0.0%
00099		16	0.0%
00100		214	0.0%
00101		63	0.0%
00102		42	0.0%
00103		24	0.0%
00104		19	0.0%

**File : 26 WB****# TOT: TOTAL OF TOTAL**

<b>Value</b>	<b>Label</b>	<b>Cases</b>	<b>Percentage</b>
00105		45	0.0%
00106		23	0.0%
00107		27	0.0%
00108		15	0.0%
00109		18	0.0%
00110		75	0.0%
00111		18	0.0%
00112		35	0.0%
00113		12	0.0%
00114		7	0.0%
00115		38	0.0%
00116		14	0.0%
00117		16	0.0%
00118		15	0.0%
00119		10	0.0%
00120		124	0.0%
00121		24	0.0%
00122		27	0.0%
00123		12	0.0%
00124		15	0.0%
00125		58	0.0%
00126		15	0.0%
00127		14	0.0%
00128		9	0.0%
00129		7	0.0%
00130		66	0.0%
00131		19	0.0%
00132		10	0.0%
00133		7	0.0%
00134		5	0.0%
00135		22	0.0%
00136		7	0.0%
00137		5	0.0%
00138		5	0.0%
00139		7	0.0%
00140		74	0.0%
00141		11	0.0%
00142		12	0.0%
00143		5	0.0%
00144		9	0.0%
00145		22	0.0%
00146		9	0.0%
00147		11	0.0%

**File : 26 WB****# TOT: TOTAL OF TOTAL**

<b>Value</b>	<b>Label</b>	<b>Cases</b>	<b>Percentage</b>
00148		20	0.0%
00149		5	0.0%
00150		129	0.0%
00151		42	0.0%
00152		12	0.0%
00153		2	0.0%
00154		9	0.0%
00155		15	0.0%
00156		10	0.0%
00157		7	0.0%
00158		5	0.0%
00159		6	0.0%
00160		30	0.0%
00161		10	0.0%
00162		8	0.0%
00163		4	0.0%
00164		4	0.0%
00165		10	0.0%
00166		4	0.0%
00167		5	0.0%
00168		7	0.0%
00169		5	0.0%
00170		23	0.0%
00171		9	0.0%
00172		7	0.0%
00173		2	0.0%
00174		3	0.0%
00175		16	0.0%
00176		7	0.0%
00177		2	0.0%
00178		3	0.0%
00179		2	0.0%
00180		15	0.0%
00181		7	0.0%
00182		5	0.0%
00183		2	0.0%
00184		3	0.0%
00185		10	0.0%
00186		5	0.0%
00187		3	0.0%
00188		3	0.0%
00189		3	0.0%
00190		16	0.0%

**File : 26 WB****# TOT: TOTAL OF TOTAL**

<b>Value</b>	<b>Label</b>	<b>Cases</b>	<b>Percentage</b>
00191		2	0.0%
00192		2	0.0%
00195		4	0.0%
00196		2	0.0%
00197		3	0.0%
00198		6	0.0%
00199		1	0.0%
00200		54	0.0%
00201		30	0.0%
00202		7	0.0%
00203		3	0.0%
00204		5	0.0%
00205		11	0.0%
00206		6	0.0%
00207		2	0.0%
00208		3	0.0%
00209		4	0.0%
00210		15	0.0%
00211		4	0.0%
00212		4	0.0%
00213		2	0.0%
00214		1	0.0%
00215		5	0.0%
00216		2	0.0%
00217		2	0.0%
00218		1	0.0%
00220		16	0.0%
00221		3	0.0%
00222		3	0.0%
00223		3	0.0%
00224		5	0.0%
00225		10	0.0%
00226		5	0.0%
00227		7	0.0%
00228		1	0.0%
00230		13	0.0%
00231		3	0.0%
00232		3	0.0%
00233		3	0.0%
00234		4	0.0%
00235		6	0.0%
00236		3	0.0%
00237		2	0.0%

**File : 26 WB****# TOT: TOTAL OF TOTAL**

<b>Value</b>	<b>Label</b>	<b>Cases</b>	<b>Percentage</b>
00238		2	0.0%
00239		3	0.0%
00240		8	0.0%
00241		2	0.0%
00242		2	0.0%
00243		2	0.0%
00244		3	0.0%
00245		5	0.0%
00246		4	0.0%
00247		1	0.0%
00248		2	0.0%
00249		1	0.0%
00250		26	0.0%
00251		14	0.0%
00252		2	0.0%
00253		3	0.0%
00254		1	0.0%
00255		7	0.0%
00256		1	0.0%
00257		2	0.0%
00258		2	0.0%
00259		3	0.0%
00260		7	0.0%
00261		5	0.0%
00262		3	0.0%
00263		1	0.0%
00264		1	0.0%
00265		2	0.0%
00266		2	0.0%
00267		1	0.0%
00268		1	0.0%
00269		1	0.0%
00270		6	0.0%
00271		5	0.0%
00272		2	0.0%
00274		1	0.0%
00275		10	0.0%
00277		2	0.0%
00279		1	0.0%
00280		7	0.0%
00281		2	0.0%
00282		3	0.0%
00283		2	0.0%

**File : 26 WB****# TOT: TOTAL OF TOTAL**

<b>Value</b>	<b>Label</b>	<b>Cases</b>	<b>Percentage</b>
00284		3	0.0%
00285		5	0.0%
00286		2	0.0%
00287		1	0.0%
00288		2	0.0%
00289		2	0.0%
00290		9	0.0%
00291		1	0.0%
00293		1	0.0%
00294		2	0.0%
00295		4	0.0%
00296		1	0.0%
00297		4	0.0%
00298		1	0.0%
00300		32	0.0%
00301		10	0.0%
00302		6	0.0%
00303		2	0.0%
00304		1	0.0%
00305		3	0.0%
00306		2	0.0%
00307		2	0.0%
00308		3	0.0%
00309		1	0.0%
00310		6	0.0%
00311		1	0.0%
00312		4	0.0%
00313		2	0.0%
00315		2	0.0%
00316		3	0.0%
00317		2	0.0%
00318		1	0.0%
00319		2	0.0%
00320		8	0.0%
00321		1	0.0%
00322		2	0.0%
00323		2	0.0%
00325		8	0.0%
00326		1	0.0%
00327		3	0.0%
00328		2	0.0%
00329		2	0.0%
00330		7	0.0%

**File : 26 WB****# TOT: TOTAL OF TOTAL**

<b>Value</b>	<b>Label</b>	<b>Cases</b>	<b>Percentage</b>
00331		4	0.0%
00332		3	0.0%
00333		3	0.0%
00334		1	0.0%
00335		3	0.0%
00336		3	0.0%
00337		1	0.0%
00338		2	0.0%
00339		1	0.0%
00340		7	0.0%
00341		2	0.0%
00342		3	0.0%
00343		3	0.0%
00344		1	0.0%
00345		3	0.0%
00346		2	0.0%
00348		3	0.0%
00349		3	0.0%
00350		8	0.0%
00351		3	0.0%
00352		2	0.0%
00353		3	0.0%
00354		2	0.0%
00355		1	0.0%
00357		1	0.0%
00358		1	0.0%
00359		1	0.0%
00360		1	0.0%
00361		4	0.0%
00362		7	0.0%
00363		1	0.0%
00364		2	0.0%
00365		2	0.0%
00367		1	0.0%
00368		2	0.0%
00369		1	0.0%
00370		6	0.0%
00371		1	0.0%
00372		4	0.0%
00373		1	0.0%
00375		3	0.0%
00377		1	0.0%
00379		1	0.0%



**File : 26 WB****# TOT: TOTAL OF TOTAL**

<b>Value</b>	<b>Label</b>	<b>Cases</b>	<b>Percentage</b>
00380		3	0.0%
00381		1	0.0%
00382		2	0.0%
00384		1	0.0%
00387		2	0.0%
00388		2	0.0%
00389		3	0.0%
00390		5	0.0%
00393		1	0.0%
00394		1	0.0%
00395		2	0.0%
00397		1	0.0%
00399		2	0.0%
00400		10	0.0%
00401		4	0.0%
00402		2	0.0%
00404		1	0.0%
00405		3	0.0%
00406		2	0.0%
00408		1	0.0%
00410		2	0.0%
00413		2	0.0%
00415		2	0.0%
00417		2	0.0%
00418		1	0.0%
00420		4	0.0%
00422		1	0.0%
00424		1	0.0%
00425		3	0.0%
00427		1	0.0%
00429		1	0.0%
00430		3	0.0%
00434		1	0.0%
00435		3	0.0%
00436		2	0.0%
00437		1	0.0%
00439		1	0.0%
00442		1	0.0%
00444		1	0.0%
00446		2	0.0%
00448		1	0.0%
00450		10	0.0%
00451		2	0.0%

**File : 26 WB****# TOT: TOTAL OF TOTAL**

<b>Value</b>	<b>Label</b>	<b>Cases</b>	<b>Percentage</b>
00454		1	0.0%
00458		1	0.0%
00459		1	0.0%
00460		3	0.0%
00462		1	0.0%
00463		1	0.0%
00464		1	0.0%
00465		1	0.0%
00470		7	0.0%
00471		1	0.0%
00473		1	0.0%
00475		1	0.0%
00477		1	0.0%
00480		3	0.0%
00482		1	0.0%
00485		1	0.0%
00488		1	0.0%
00490		2	0.0%
00491		1	0.0%
00494		1	0.0%
00496		1	0.0%
00497		1	0.0%
00499		1	0.0%
00500		13	0.0%
00501		1	0.0%
00502		1	0.0%
00503		1	0.0%
00505		3	0.0%
00510		2	0.0%
00513		1	0.0%
00517		2	0.0%
00520		3	0.0%
00526		1	0.0%
00529		1	0.0%
00530		8	0.0%
00531		1	0.0%
00534		1	0.0%
00535		1	0.0%
00538		2	0.0%
00540		1	0.0%
00545		3	0.0%
00547		1	0.0%
00550		4	0.0%

**File : 26 WB****# TOT: TOTAL OF TOTAL**

<b>Value</b>	<b>Label</b>	<b>Cases</b>	<b>Percentage</b>
00555		2	0.0%
00559		2	0.0%
00560		10	0.0%
00567		1	0.0%
00570		2	0.0%
00573		1	0.0%
00580		4	0.0%
00581		1	0.0%
00582		2	0.0%
00585		1	0.0%
00586		2	0.0%
00590		5	0.0%
00591		1	0.0%
00594		1	0.0%
00600		13	0.0%
00601		2	0.0%
00602		1	0.0%
00603		2	0.0%
00606		1	0.0%
00609		2	0.0%
00612		1	0.0%
00614		1	0.0%
00618		1	0.0%
00620		2	0.0%
00625		1	0.0%
00630		8	0.0%
00631		1	0.0%
00632		2	0.0%
00634		1	0.0%
00636		1	0.0%
00637		2	0.0%
00639		1	0.0%
00640		1	0.0%
00646		1	0.0%
00649		1	0.0%
00650		9	0.0%
00651		3	0.0%
00652		1	0.0%
00653		3	0.0%
00655		2	0.0%
00660		3	0.0%
00662		1	0.0%
00663		1	0.0%

**File : 26 WB****# TOT: TOTAL OF TOTAL**

<b>Value</b>	<b>Label</b>	<b>Cases</b>	<b>Percentage</b>
00665		1	0.0%
00668		2	0.0%
00670		1	0.0%
00671		2	0.0%
00675		1	0.0%
00680		1	0.0%
00681		1	0.0%
00689		2	0.0%
00692		1	0.0%
00694		1	0.0%
00696		1	0.0%
00700		3	0.0%
00701		1	0.0%
00702		1	0.0%
00704		1	0.0%
00705		1	0.0%
00708		1	0.0%
00710		1	0.0%
00720		1	0.0%
00722		1	0.0%
00724		1	0.0%
00726		2	0.0%
00729		1	0.0%
00735		1	0.0%
00743		1	0.0%
00744		1	0.0%
00745		1	0.0%
00750		2	0.0%
00751		1	0.0%
00753		1	0.0%
00754		1	0.0%
00770		2	0.0%
00772		1	0.0%
00774		1	0.0%
00775		1	0.0%
00780		2	0.0%
00795		1	0.0%
00800		5	0.0%
00812		1	0.0%
00816		1	0.0%
00821		1	0.0%
00824		1	0.0%
00836		1	0.0%

**File : 26 WB****# TOT: TOTAL OF TOTAL**

<b>Value</b>	<b>Label</b>	<b>Cases</b>	<b>Percentage</b>
00838		1	0.0%
00840		2	0.0%
00851		1	0.0%
00855		1	0.0%
00857		1	0.0%
00862		1	0.0%
00868		1	0.0%
00871		1	0.0%
00898		1	0.0%
00899		2	0.0%
00900		3	0.0%
00904		1	0.0%
00909		2	0.0%
00912		3	0.0%
00915		1	0.0%
00923		1	0.0%
00924		1	0.0%
00928		1	0.0%
00931		1	0.0%
00937		1	0.0%
00943		1	0.0%
00950		1	0.0%
00955		1	0.0%
00971		1	0.0%
00976		1	0.0%
00980		1	0.0%
00990		2	0.0%
00996		1	0.0%
01000		7	0.0%
01001		1	0.0%
01002		1	0.0%
01011		1	0.0%
01015		1	0.0%
01020		1	0.0%
01021		1	0.0%
01041		2	0.0%
01044		1	0.0%
01045		1	0.0%
01050		2	0.0%
01062		1	0.0%
01065		1	0.0%
01085		1	0.0%
01100		3	0.0%

**File : 26 WB****# TOT: TOTAL OF TOTAL**

<b>Value</b>	<b>Label</b>	<b>Cases</b>	<b>Percentage</b>
01101		1	0.0%
01105		1	0.0%
01129		1	0.0%
01140		1	0.0%
01145		1	0.0%
01166		1	0.0%
01173		2	0.0%
01180		1	0.0%
01192		1	0.0%
01200		4	0.0%
01201		1	0.0%
01202		1	0.0%
01204		3	0.0%
01215		1	0.0%
01218		1	0.0%
01221		2	0.0%
01254		1	0.0%
01255		1	0.0%
01295		1	0.0%
01323		1	0.0%
01337		1	0.0%
01360		1	0.0%
01392		1	0.0%
01400		2	0.0%
01401		1	0.0%
01430		1	0.0%
01432		1	0.0%
01460		1	0.0%
01463		1	0.0%
01491		1	0.0%
01500		5	0.0%
01506		1	0.0%
01558		1	0.0%
01559		1	0.0%
01569		1	0.0%
01570		1	0.0%
01576		1	0.0%
01580		1	0.0%
01581		1	0.0%
01620		1	0.0%
01642		1	0.0%
01700		1	0.0%
01747		1	0.0%

**File : 26 WB****# TOT: TOTAL OF TOTAL**

<b>Value</b>	<b>Label</b>	<b>Cases</b>	<b>Percentage</b>
01838		1	0.0%
01920		1	0.0%
01932		1	0.0%
01991		1	0.0%
01994		1	0.0%
02000		4	0.0%
02020		1	0.0%
02080		1	0.0%
02092		1	0.0%
02116		1	0.0%
02160		1	0.0%
02220		1	0.0%
02500		2	0.0%
02520		2	0.0%
02549		1	0.0%
02550		1	0.0%
02568		1	0.0%
02636		1	0.0%
02687		1	0.0%
02804		1	0.0%
02855		1	0.0%
03001		1	0.0%
03060		1	0.0%
03260		1	0.0%
03500		2	0.0%
03540		1	0.0%
03587		1	0.0%
03696		1	0.0%
03720		1	0.0%
03736		1	0.0%
03788		1	0.0%
03800		1	0.0%
03873		1	0.0%
03917		1	0.0%
03927		1	0.0%
03942		1	0.0%
03953		1	0.0%
03959		1	0.0%
04000		4	0.0%
04025		1	0.0%
04050		1	0.0%
04140		1	0.0%
04157		1	0.0%

# File : 26 WB

## # TOT: TOTAL OF TOTAL

Value	Label	Cases	Percentage
04236		1	0.0%
04251		1	0.0%
04307		1	0.0%
04431		1	0.0%
04559		1	0.0%
04738		1	0.0%
04847		1	0.0%
04938		1	0.0%
05000		1	0.0%
05006		1	0.0%
05008		1	0.0%
05237		1	0.0%
05273		1	0.0%
05571		1	0.0%
05755		1	0.0%
05762		1	0.0%
06000		1	0.0%
06001		1	0.0%
06005		1	0.0%
06036		1	0.0%
06191		1	0.0%
06246		1	0.0%
06435		1	0.0%
06620		1	0.0%
08582		1	0.0%
10000		2	0.0%
10001		1	0.0%
13530		1	0.0%
16000		1	0.0%
16600		1	0.0%
60953		1	0.0%

Warning: these figures indicate the number of cases found in the data file. They cannot be interpreted as summary statistics of the population of interest.

## # H\_ADULT\_M: HIRED ADULT MALE

<b>Information</b>	[Type= discrete] [Format=character] [Missing=*]
<b>Statistics [NW/ W]</b>	[Valid=3234396 /-] [Invalid=0 /-]

Value	Label	Cases	Percentage
00000		2353003	72.7%
00001		400804	12.4%
00002		197520	6.1%
00003		101195	3.1%
00004		56500	1.7%
00005		33576	1.0%
00006		18179	0.6%



**File : 26 WB**

**# H\_ADULT\_M: HIRED ADULT MALE**

Value	Label	Cases	Percentage
00007		13174	0.4%
00008		9321	0.3%
00009		7676	0.2%
00010		6797	0.2%
00011		3706	0.1%
00012		3463	0.1%
00013		2071	0.1%
00014		3048	0.1%
00015		2763	0.1%
00016		1316	0.0%
00017		1116	0.0%
00018		1491	0.0%
00019		1282	0.0%
00020		1912	0.1%
00021		597	0.0%
00022		643	0.0%
00023		443	0.0%
00024		670	0.0%
00025		952	0.0%
00026		332	0.0%
00027		297	0.0%
00028		441	0.0%
00029		460	0.0%
00030		958	0.0%
00031		228	0.0%
00032		276	0.0%
00033		185	0.0%
00034		210	0.0%
00035		403	0.0%
00036		161	0.0%
00037		121	0.0%
00038		220	0.0%
00039		220	0.0%
00040		589	0.0%
00041		132	0.0%
00042		148	0.0%
00043		113	0.0%
00044		117	0.0%
00045		244	0.0%
00046		71	0.0%
00047		83	0.0%
00048		142	0.0%
00049		147	0.0%

**File : 26 WB**

**# H\_ADULT\_M: HIRED ADULT MALE**

Value	Label	Cases	Percentage
00050		371	0.0%
00051		73	0.0%
00052		76	0.0%
00053		43	0.0%
00054		54	0.0%
00055		102	0.0%
00056		64	0.0%
00057		38	0.0%
00058		76	0.0%
00059		63	0.0%
00060		200	0.0%
00061		44	0.0%
00062		47	0.0%
00063		36	0.0%
00064		49	0.0%
00065		63	0.0%
00066		31	0.0%
00067		24	0.0%
00068		42	0.0%
00069		45	0.0%
00070		162	0.0%
00071		35	0.0%
00072		27	0.0%
00073		27	0.0%
00074		25	0.0%
00075		78	0.0%
00076		13	0.0%
00077		16	0.0%
00078		33	0.0%
00079		32	0.0%
00080		118	0.0%
00081		27	0.0%
00082		23	0.0%
00083		18	0.0%
00084		20	0.0%
00085		40	0.0%
00086		16	0.0%
00087		28	0.0%
00088		29	0.0%
00089		23	0.0%
00090		66	0.0%
00091		37	0.0%
00092		49	0.0%

**File : 26 WB**

**# H\_ADULT\_M: HIRED ADULT MALE**

Value	Label	Cases	Percentage
00093		15	0.0%
00094		21	0.0%
00095		49	0.0%
00096		21	0.0%
00097		13	0.0%
00098		33	0.0%
00099		38	0.0%
00100		157	0.0%
00101		12	0.0%
00102		16	0.0%
00103		11	0.0%
00104		9	0.0%
00105		25	0.0%
00106		14	0.0%
00107		8	0.0%
00108		39	0.0%
00109		17	0.0%
00110		44	0.0%
00111		11	0.0%
00112		17	0.0%
00113		12	0.0%
00114		9	0.0%
00115		12	0.0%
00116		13	0.0%
00117		6	0.0%
00118		77	0.0%
00119		16	0.0%
00120		51	0.0%
00121		7	0.0%
00122		7	0.0%
00123		13	0.0%
00124		8	0.0%
00125		19	0.0%
00126		6	0.0%
00127		2	0.0%
00128		36	0.0%
00129		7	0.0%
00130		25	0.0%
00131		1	0.0%
00132		4	0.0%
00133		8	0.0%
00134		5	0.0%
00135		15	0.0%

**File : 26 WB****# H\_ADULT\_M: HIRED ADULT MALE**

<b>Value</b>	<b>Label</b>	<b>Cases</b>	<b>Percentage</b>
00136		10	0.0%
00137		4	0.0%
00138		52	0.0%
00139		9	0.0%
00140		29	0.0%
00141		5	0.0%
00142		8	0.0%
00143		1	0.0%
00144		2	0.0%
00145		18	0.0%
00146		6	0.0%
00147		21	0.0%
00148		25	0.0%
00149		12	0.0%
00150		90	0.0%
00151		5	0.0%
00152		4	0.0%
00153		3	0.0%
00154		4	0.0%
00155		7	0.0%
00156		6	0.0%
00157		6	0.0%
00158		9	0.0%
00159		2	0.0%
00160		14	0.0%
00161		2	0.0%
00162		6	0.0%
00163		3	0.0%
00165		2	0.0%
00166		2	0.0%
00167		5	0.0%
00168		5	0.0%
00169		2	0.0%
00170		8	0.0%
00171		2	0.0%
00172		5	0.0%
00173		3	0.0%
00174		2	0.0%
00175		18	0.0%
00176		2	0.0%
00177		3	0.0%
00178		2	0.0%
00179		5	0.0%

**File : 26 WB****# H\_ADULT\_M: HIRED ADULT MALE**

<b>Value</b>	<b>Label</b>	<b>Cases</b>	<b>Percentage</b>
00180		17	0.0%
00181		4	0.0%
00182		2	0.0%
00183		3	0.0%
00184		4	0.0%
00185		8	0.0%
00186		4	0.0%
00187		1	0.0%
00188		2	0.0%
00189		3	0.0%
00190		5	0.0%
00192		2	0.0%
00194		1	0.0%
00195		3	0.0%
00196		3	0.0%
00197		3	0.0%
00198		7	0.0%
00199		17	0.0%
00200		69	0.0%
00201		5	0.0%
00203		3	0.0%
00204		4	0.0%
00205		7	0.0%
00206		2	0.0%
00207		4	0.0%
00208		3	0.0%
00209		3	0.0%
00210		6	0.0%
00211		3	0.0%
00212		2	0.0%
00213		1	0.0%
00214		4	0.0%
00215		2	0.0%
00216		1	0.0%
00217		3	0.0%
00218		7	0.0%
00219		4	0.0%
00220		6	0.0%
00221		1	0.0%
00222		2	0.0%
00223		1	0.0%
00224		2	0.0%
00225		8	0.0%

**File : 26 WB**

**# H\_ADULT\_M: HIRED ADULT MALE**

Value	Label	Cases	Percentage
00227		3	0.0%
00228		2	0.0%
00229		1	0.0%
00230		2	0.0%
00234		1	0.0%
00235		3	0.0%
00237		1	0.0%
00238		1	0.0%
00239		3	0.0%
00240		4	0.0%
00241		1	0.0%
00242		1	0.0%
00243		1	0.0%
00244		3	0.0%
00245		3	0.0%
00246		1	0.0%
00247		1	0.0%
00248		3	0.0%
00249		2	0.0%
00250		27	0.0%
00251		2	0.0%
00252		5	0.0%
00254		1	0.0%
00255		2	0.0%
00257		1	0.0%
00258		1	0.0%
00260		10	0.0%
00261		1	0.0%
00262		3	0.0%
00265		1	0.0%
00266		2	0.0%
00267		1	0.0%
00268		1	0.0%
00269		1	0.0%
00270		4	0.0%
00271		3	0.0%
00272		4	0.0%
00273		2	0.0%
00274		1	0.0%
00275		8	0.0%
00276		3	0.0%
00277		2	0.0%
00278		1	0.0%

**File : 26 WB****# H\_ADULT\_M: HIRED ADULT MALE**

<b>Value</b>	<b>Label</b>	<b>Cases</b>	<b>Percentage</b>
00279		1	0.0%
00280		7	0.0%
00281		2	0.0%
00282		5	0.0%
00283		1	0.0%
00284		2	0.0%
00285		5	0.0%
00286		3	0.0%
00287		5	0.0%
00288		3	0.0%
00289		3	0.0%
00290		10	0.0%
00291		2	0.0%
00292		3	0.0%
00293		3	0.0%
00295		6	0.0%
00296		1	0.0%
00297		1	0.0%
00298		5	0.0%
00299		4	0.0%
00300		37	0.0%
00301		3	0.0%
00302		4	0.0%
00305		4	0.0%
00307		5	0.0%
00308		1	0.0%
00310		6	0.0%
00311		5	0.0%
00312		6	0.0%
00314		1	0.0%
00315		2	0.0%
00316		1	0.0%
00317		1	0.0%
00318		3	0.0%
00319		1	0.0%
00320		1	0.0%
00321		4	0.0%
00322		1	0.0%
00325		2	0.0%
00327		1	0.0%
00328		3	0.0%
00330		3	0.0%
00331		3	0.0%

**File : 26 WB****# H\_ADULT\_M: HIRED ADULT MALE**

<b>Value</b>	<b>Label</b>	<b>Cases</b>	<b>Percentage</b>
00333		1	0.0%
00334		2	0.0%
00337		2	0.0%
00338		2	0.0%
00342		3	0.0%
00344		2	0.0%
00345		2	0.0%
00350		8	0.0%
00352		2	0.0%
00355		3	0.0%
00356		1	0.0%
00358		1	0.0%
00360		3	0.0%
00361		1	0.0%
00364		2	0.0%
00365		4	0.0%
00367		2	0.0%
00370		2	0.0%
00371		1	0.0%
00372		2	0.0%
00375		4	0.0%
00376		1	0.0%
00378		1	0.0%
00380		2	0.0%
00381		3	0.0%
00385		3	0.0%
00386		1	0.0%
00388		1	0.0%
00389		1	0.0%
00390		2	0.0%
00392		1	0.0%
00394		3	0.0%
00395		1	0.0%
00400		14	0.0%
00401		2	0.0%
00405		1	0.0%
00407		2	0.0%
00409		1	0.0%
00410		3	0.0%
00412		1	0.0%
00415		2	0.0%
00416		1	0.0%
00420		3	0.0%



**File : 26 WB**

**# H\_ADULT\_M: HIRED ADULT MALE**

Value	Label	Cases	Percentage
00422		1	0.0%
00423		1	0.0%
00424		1	0.0%
00425		3	0.0%
00430		3	0.0%
00431		1	0.0%
00433		1	0.0%
00434		1	0.0%
00435		1	0.0%
00436		1	0.0%
00439		1	0.0%
00440		1	0.0%
00441		1	0.0%
00444		1	0.0%
00445		1	0.0%
00450		13	0.0%
00453		1	0.0%
00460		5	0.0%
00470		6	0.0%
00475		1	0.0%
00476		2	0.0%
00478		1	0.0%
00480		7	0.0%
00481		1	0.0%
00485		1	0.0%
00489		1	0.0%
00490		2	0.0%
00491		1	0.0%
00494		1	0.0%
00495		1	0.0%
00496		1	0.0%
00497		1	0.0%
00500		25	0.0%
00501		5	0.0%
00502		5	0.0%
00505		1	0.0%
00509		1	0.0%
00510		4	0.0%
00513		1	0.0%
00514		1	0.0%
00518		2	0.0%
00520		8	0.0%
00528		2	0.0%

**File : 26 WB**

**# H\_ADULT\_M: HIRED ADULT MALE**

<b>Value</b>	<b>Label</b>	<b>Cases</b>	<b>Percentage</b>
00530		5	0.0%
00536		1	0.0%
00540		2	0.0%
00541		1	0.0%
00545		1	0.0%
00548		2	0.0%
00550		6	0.0%
00552		1	0.0%
00553		1	0.0%
00560		4	0.0%
00563		3	0.0%
00565		1	0.0%
00569		1	0.0%
00570		1	0.0%
00575		2	0.0%
00576		1	0.0%
00578		1	0.0%
00580		2	0.0%
00581		1	0.0%
00582		2	0.0%
00585		2	0.0%
00586		1	0.0%
00589		1	0.0%
00590		1	0.0%
00594		1	0.0%
00599		2	0.0%
00600		11	0.0%
00601		5	0.0%
00602		2	0.0%
00610		1	0.0%
00615		1	0.0%
00620		2	0.0%
00622		1	0.0%
00630		2	0.0%
00633		1	0.0%
00634		2	0.0%
00637		1	0.0%
00650		4	0.0%
00652		1	0.0%
00659		1	0.0%
00680		2	0.0%
00688		2	0.0%
00691		1	0.0%

**File : 26 WB****# H\_ADULT\_M: HIRED ADULT MALE**

<b>Value</b>	<b>Label</b>	<b>Cases</b>	<b>Percentage</b>
00693		2	0.0%
00695		2	0.0%
00698		1	0.0%
00700		8	0.0%
00703		1	0.0%
00706		1	0.0%
00720		2	0.0%
00724		1	0.0%
00735		2	0.0%
00750		2	0.0%
00770		1	0.0%
00774		1	0.0%
00775		1	0.0%
00798		1	0.0%
00800		9	0.0%
00810		1	0.0%
00813		1	0.0%
00823		1	0.0%
00827		1	0.0%
00840		1	0.0%
00844		1	0.0%
00849		1	0.0%
00853		1	0.0%
00857		1	0.0%
00860		1	0.0%
00865		1	0.0%
00868		1	0.0%
00892		1	0.0%
00895		1	0.0%
00899		1	0.0%
00900		3	0.0%
00906		1	0.0%
00911		1	0.0%
00920		1	0.0%
00924		1	0.0%
00931		1	0.0%
00950		1	0.0%
00959		1	0.0%
00960		1	0.0%
00969		1	0.0%
00974		1	0.0%
00980		1	0.0%
00981		1	0.0%

**File : 26 WB****# H\_ADULT\_M: HIRED ADULT MALE**

<b>Value</b>	<b>Label</b>	<b>Cases</b>	<b>Percentage</b>
01000		4	0.0%
01002		1	0.0%
01005		2	0.0%
01020		1	0.0%
01021		2	0.0%
01023		1	0.0%
01030		1	0.0%
01045		1	0.0%
01050		1	0.0%
01083		1	0.0%
01098		1	0.0%
01100		3	0.0%
01104		1	0.0%
01110		2	0.0%
01124		1	0.0%
01128		1	0.0%
01129		1	0.0%
01150		2	0.0%
01169		2	0.0%
01200		4	0.0%
01250		1	0.0%
01301		1	0.0%
01322		1	0.0%
01347		1	0.0%
01357		1	0.0%
01399		1	0.0%
01400		1	0.0%
01418		1	0.0%
01420		1	0.0%
01441		1	0.0%
01443		1	0.0%
01470		1	0.0%
01486		1	0.0%
01490		1	0.0%
01499		1	0.0%
01500		4	0.0%
01516		1	0.0%
01525		1	0.0%
01538		1	0.0%
01552		1	0.0%
01680		1	0.0%
01700		1	0.0%
01720		1	0.0%

**File : 26 WB****# H\_ADULT\_M: HIRED ADULT MALE**

<b>Value</b>	<b>Label</b>	<b>Cases</b>	<b>Percentage</b>
01752		1	0.0%
01902		1	0.0%
01953		1	0.0%
01966		1	0.0%
01969		1	0.0%
01980		1	0.0%
01999		1	0.0%
02000		4	0.0%
02099		1	0.0%
02100		1	0.0%
02168		1	0.0%
02200		1	0.0%
02433		1	0.0%
02482		1	0.0%
02549		1	0.0%
02654		1	0.0%
02985		1	0.0%
03000		1	0.0%
03030		1	0.0%
03100		1	0.0%
03220		1	0.0%
03448		1	0.0%
03452		1	0.0%
03500		3	0.0%
03519		1	0.0%
03521		1	0.0%
03575		1	0.0%
03658		1	0.0%
03670		1	0.0%
03700		1	0.0%
03743		1	0.0%
03786		1	0.0%
03801		1	0.0%
03854		1	0.0%
03897		1	0.0%
03900		1	0.0%
03930		1	0.0%
04000		2	0.0%
04097		1	0.0%
04164		1	0.0%
04225		1	0.0%
04260		1	0.0%
04431		1	0.0%

## File : 26 WB

### # H\_ADULT\_M: HIRED ADULT MALE

Value	Label	Cases	Percentage
04526		1	0.0%
04724		1	0.0%
04731		1	0.0%
04828		1	0.0%
04865		1	0.0%
05000		3	0.0%
05067		1	0.0%
05192		1	0.0%
05255		1	0.0%
05600		1	0.0%
05887		1	0.0%
06000		2	0.0%
06031		1	0.0%
06205		1	0.0%
06425		1	0.0%
08336		1	0.0%
10000		1	0.0%
12970		1	0.0%
15000		1	0.0%
16000		1	0.0%

Warning: these figures indicate the number of cases found in the data file. They cannot be interpreted as summary statistics of the population of interest.

### # H\_ADULT\_F: HIRED ADULT FEMALE

<b>Information</b>	[Type= discrete] [Format=character] [Missing=*]
--------------------	---

<b>Statistics [NW/ W]</b>	[Valid=3234396 /-] [Invalid=0 /-]
---------------------------	-----------------------------------

Value	Label	Cases	Percentage
00000		3121732	96.5%
00001		49272	1.5%
00002		23657	0.7%
00003		12398	0.4%
00004		5543	0.2%
00005		5177	0.2%
00006		2979	0.1%
00007		1405	0.0%
00008		2088	0.1%
00009		1062	0.0%
00010		1985	0.1%
00011		572	0.0%
00012		620	0.0%
00013		236	0.0%
00014		310	0.0%
00015		909	0.0%
00016		232	0.0%
00017		230	0.0%

**File : 26 WB****# H\_ADULT\_F: HIRED ADULT FEMALE**

<b>Value</b>	<b>Label</b>	<b>Cases</b>	<b>Percentage</b>
00018		202	0.0%
00019		153	0.0%
00020		673	0.0%
00021		128	0.0%
00022		125	0.0%
00023		86	0.0%
00024		68	0.0%
00025		231	0.0%
00026		50	0.0%
00027		36	0.0%
00028		49	0.0%
00029		35	0.0%
00030		329	0.0%
00031		42	0.0%
00032		62	0.0%
00033		26	0.0%
00034		37	0.0%
00035		129	0.0%
00036		28	0.0%
00037		31	0.0%
00038		44	0.0%
00039		15	0.0%
00040		177	0.0%
00041		22	0.0%
00042		32	0.0%
00043		17	0.0%
00044		12	0.0%
00045		88	0.0%
00046		15	0.0%
00047		20	0.0%
00048		29	0.0%
00049		7	0.0%
00050		157	0.0%
00051		18	0.0%
00052		23	0.0%
00053		11	0.0%
00054		7	0.0%
00055		21	0.0%
00056		8	0.0%
00057		2	0.0%
00058		6	0.0%
00059		6	0.0%
00060		81	0.0%

**File : 26 WB**

**# H\_ADULT\_F: HIRED ADULT FEMALE**

<b>Value</b>	<b>Label</b>	<b>Cases</b>	<b>Percentage</b>
00061		4	0.0%
00062		11	0.0%
00063		6	0.0%
00064		9	0.0%
00065		19	0.0%
00066		4	0.0%
00067		6	0.0%
00068		4	0.0%
00069		2	0.0%
00070		61	0.0%
00071		9	0.0%
00072		6	0.0%
00073		2	0.0%
00074		1	0.0%
00075		22	0.0%
00076		5	0.0%
00077		6	0.0%
00078		3	0.0%
00080		40	0.0%
00081		2	0.0%
00082		5	0.0%
00083		5	0.0%
00084		5	0.0%
00085		11	0.0%
00086		1	0.0%
00088		3	0.0%
00089		3	0.0%
00090		22	0.0%
00091		1	0.0%
00092		2	0.0%
00094		3	0.0%
00095		5	0.0%
00096		1	0.0%
00097		4	0.0%
00100		60	0.0%
00101		9	0.0%
00102		1	0.0%
00103		2	0.0%
00104		3	0.0%
00105		4	0.0%
00106		1	0.0%
00108		1	0.0%
00109		4	0.0%



**File : 26 WB****# H\_ADULT\_F: HIRED ADULT FEMALE**

<b>Value</b>	<b>Label</b>	<b>Cases</b>	<b>Percentage</b>
00110		12	0.0%
00111		2	0.0%
00112		1	0.0%
00113		1	0.0%
00114		2	0.0%
00115		7	0.0%
00116		1	0.0%
00117		1	0.0%
00119		1	0.0%
00120		13	0.0%
00122		3	0.0%
00123		2	0.0%
00124		2	0.0%
00125		4	0.0%
00126		2	0.0%
00128		1	0.0%
00130		7	0.0%
00131		1	0.0%
00132		1	0.0%
00133		1	0.0%
00135		2	0.0%
00140		3	0.0%
00141		1	0.0%
00142		1	0.0%
00143		1	0.0%
00147		1	0.0%
00149		1	0.0%
00150		17	0.0%
00151		1	0.0%
00154		1	0.0%
00155		3	0.0%
00156		1	0.0%
00159		1	0.0%
00160		1	0.0%
00161		1	0.0%
00167		3	0.0%
00168		2	0.0%
00170		3	0.0%
00173		1	0.0%
00175		3	0.0%
00178		1	0.0%
00179		1	0.0%
00180		6	0.0%

**File : 26 WB****# H\_ADULT\_F: HIRED ADULT FEMALE**

<b>Value</b>	<b>Label</b>	<b>Cases</b>	<b>Percentage</b>
00181		2	0.0%
00182		1	0.0%
00188		3	0.0%
00190		4	0.0%
00192		1	0.0%
00195		3	0.0%
00197		2	0.0%
00199		1	0.0%
00200		12	0.0%
00201		1	0.0%
00204		1	0.0%
00205		1	0.0%
00207		1	0.0%
00210		1	0.0%
00211		1	0.0%
00219		2	0.0%
00220		7	0.0%
00225		1	0.0%
00228		1	0.0%
00229		1	0.0%
00232		1	0.0%
00236		1	0.0%
00240		1	0.0%
00242		1	0.0%
00245		1	0.0%
00246		1	0.0%
00247		1	0.0%
00250		6	0.0%
00255		1	0.0%
00260		1	0.0%
00264		1	0.0%
00269		1	0.0%
00270		3	0.0%
00272		3	0.0%
00274		1	0.0%
00282		1	0.0%
00285		1	0.0%
00286		1	0.0%
00288		1	0.0%
00292		1	0.0%
00298		1	0.0%
00300		14	0.0%
00301		2	0.0%

**File : 26 WB**

**# H\_ADULT\_F: HIRED ADULT FEMALE**

Value	Label	Cases	Percentage
00307		1	0.0%
00309		1	0.0%
00310		1	0.0%
00316		1	0.0%
00320		1	0.0%
00326		2	0.0%
00330		1	0.0%
00339		1	0.0%
00350		1	0.0%
00363		1	0.0%
00364		1	0.0%
00374		1	0.0%
00384		1	0.0%
00398		1	0.0%
00400		7	0.0%
00409		1	0.0%
00414		1	0.0%
00420		3	0.0%
00421		1	0.0%
00433		1	0.0%
00448		1	0.0%
00453		1	0.0%
00465		1	0.0%
00475		1	0.0%
00491		1	0.0%
00499		1	0.0%
00500		4	0.0%
00508		1	0.0%
00520		4	0.0%
00560		1	0.0%
00565		1	0.0%
00587		1	0.0%
00600		1	0.0%
00636		1	0.0%
00720		1	0.0%
00755		1	0.0%
00927		1	0.0%
00987		1	0.0%
01000		2	0.0%
01020		1	0.0%
01197		1	0.0%
01330		1	0.0%
01459		1	0.0%

*Warning: these figures indicate the number of cases found in the data file. They cannot be interpreted as summary statistics of the population of interest.*

## File : 26 WB

### # H\_CHILD\_M: HIRED CHIELD MALE

**Information** [Type= discrete] [Format=character] [Missing=\*]

**Statistics [NW/ W]** [Valid=3234396 /-] [Invalid=0 /-]

Value	Label	Cases	Percentage
00000		3206048	99.1%
00001		19295	0.6%
00002		6742	0.2%
00003		1193	0.0%
00004		516	0.0%
00005		254	0.0%
00006		87	0.0%
00007		39	0.0%
00008		45	0.0%
00009		6	0.0%
00010		78	0.0%
00011		4	0.0%
00012		10	0.0%
00013		3	0.0%
00014		1	0.0%
00015		17	0.0%
00016		2	0.0%
00018		5	0.0%
00019		1	0.0%
00020		22	0.0%
00022		1	0.0%
00025		3	0.0%
00030		8	0.0%
00031		1	0.0%
00035		3	0.0%
00040		3	0.0%
00045		1	0.0%
00050		7	0.0%
00055		1	0.0%

*Warning: these figures indicate the number of cases found in the data file. They cannot be interpreted as summary statistics of the population of interest.*

### # H\_CHILD\_F: HIRED CHIELD FEMALE

**Information** [Type= discrete] [Format=character] [Missing=\*]

**Statistics [NW/ W]** [Valid=3234396 /-] [Invalid=0 /-]

Value	Label	Cases	Percentage
00000		3231584	99.9%
00001		1624	0.1%
00002		633	0.0%
00003		193	0.0%
00004		105	0.0%
00005		87	0.0%

**File : 26 WB**

**# H\_CHILD\_F: HIRED CHIELD FEMALE**

Value	Label	Cases	Percentage
00006		28	0.0%
00007		13	0.0%
00008		20	0.0%
00009		6	0.0%
00010		44	0.0%
00012		6	0.0%
00014		5	0.0%
00015		14	0.0%
00016		1	0.0%
00017		1	0.0%
00018		1	0.0%
00020		13	0.0%
00024		1	0.0%
00025		4	0.0%
00027		1	0.0%
00028		1	0.0%
00030		5	0.0%
00035		1	0.0%
00040		1	0.0%
00042		1	0.0%
00050		2	0.0%
00100		1	0.0%

*Warning: these figures indicate the number of cases found in the data file. They cannot be interpreted as summary statistics of the population of interest.*

**# T\_HIRED: TOTAL OF HIRED**

<b>Information</b>	[Type= discrete] [Format=character] [Missing=*]
<b>Statistics [NW/ W]</b>	[Valid=3234396 /-] [Invalid=0 /-]

Value	Label	Cases	Percentage
00000		2320798	71.8%
00001		389998	12.1%
00002		204278	6.3%
00003		107154	3.3%
00004		61762	1.9%
00005		38274	1.2%
00006		21926	0.7%
00007		15657	0.5%
00008		11332	0.4%
00009		9168	0.3%
00010		7708	0.2%
00011		4594	0.1%
00012		4289	0.1%
00013		2795	0.1%
00014		3556	0.1%
00015		3128	0.1%

**File : 26 WB**

**# T\_HIRED: TOTAL OF HIRED**

<b>Value</b>	<b>Label</b>	<b>Cases</b>	<b>Percentage</b>
00016		1937	0.1%
00017		1627	0.1%
00018		1732	0.1%
00019		1586	0.0%
00020		2024	0.1%
00021		923	0.0%
00022		903	0.0%
00023		714	0.0%
00024		856	0.0%
00025		1055	0.0%
00026		541	0.0%
00027		429	0.0%
00028		554	0.0%
00029		540	0.0%
00030		959	0.0%
00031		389	0.0%
00032		365	0.0%
00033		293	0.0%
00034		324	0.0%
00035		519	0.0%
00036		268	0.0%
00037		187	0.0%
00038		289	0.0%
00039		264	0.0%
00040		587	0.0%
00041		176	0.0%
00042		214	0.0%
00043		165	0.0%
00044		194	0.0%
00045		342	0.0%
00046		133	0.0%
00047		147	0.0%
00048		189	0.0%
00049		191	0.0%
00050		439	0.0%
00051		115	0.0%
00052		107	0.0%
00053		68	0.0%
00054		99	0.0%
00055		163	0.0%
00056		72	0.0%
00057		61	0.0%
00058		98	0.0%

**File : 26 WB**

**# T\_HIRED: TOTAL OF HIRED**

Value	Label	Cases	Percentage
00059		81	0.0%
00060		262	0.0%
00061		65	0.0%
00062		77	0.0%
00063		69	0.0%
00064		70	0.0%
00065		99	0.0%
00066		27	0.0%
00067		36	0.0%
00068		64	0.0%
00069		54	0.0%
00070		160	0.0%
00071		50	0.0%
00072		40	0.0%
00073		41	0.0%
00074		43	0.0%
00075		94	0.0%
00076		34	0.0%
00077		33	0.0%
00078		38	0.0%
00079		48	0.0%
00080		145	0.0%
00081		37	0.0%
00082		32	0.0%
00083		22	0.0%
00084		34	0.0%
00085		46	0.0%
00086		21	0.0%
00087		29	0.0%
00088		29	0.0%
00089		28	0.0%
00090		84	0.0%
00091		50	0.0%
00092		48	0.0%
00093		22	0.0%
00094		23	0.0%
00095		62	0.0%
00096		30	0.0%
00097		20	0.0%
00098		35	0.0%
00099		45	0.0%
00100		171	0.0%
00101		26	0.0%

**File : 26 WB**

**# T\_HIRED: TOTAL OF HIRED**

Value	Label	Cases	Percentage
00102		22	0.0%
00103		23	0.0%
00104		22	0.0%
00105		34	0.0%
00106		20	0.0%
00107		24	0.0%
00108		36	0.0%
00109		21	0.0%
00110		46	0.0%
00111		14	0.0%
00112		18	0.0%
00113		25	0.0%
00114		6	0.0%
00115		27	0.0%
00116		15	0.0%
00117		16	0.0%
00118		69	0.0%
00119		20	0.0%
00120		67	0.0%
00121		17	0.0%
00122		16	0.0%
00123		22	0.0%
00124		16	0.0%
00125		38	0.0%
00126		8	0.0%
00127		11	0.0%
00128		38	0.0%
00129		11	0.0%
00130		35	0.0%
00131		5	0.0%
00132		9	0.0%
00133		7	0.0%
00134		6	0.0%
00135		18	0.0%
00136		11	0.0%
00137		6	0.0%
00138		48	0.0%
00139		14	0.0%
00140		34	0.0%
00141		8	0.0%
00142		3	0.0%
00143		7	0.0%
00144		9	0.0%



**File : 26 WB**

**# T\_HIRED: TOTAL OF HIRED**

Value	Label	Cases	Percentage
00145		26	0.0%
00146		11	0.0%
00147		25	0.0%
00148		35	0.0%
00149		19	0.0%
00150		95	0.0%
00151		7	0.0%
00152		5	0.0%
00153		5	0.0%
00154		7	0.0%
00155		11	0.0%
00156		13	0.0%
00157		8	0.0%
00158		11	0.0%
00159		7	0.0%
00160		20	0.0%
00161		9	0.0%
00162		4	0.0%
00163		6	0.0%
00164		5	0.0%
00165		8	0.0%
00166		6	0.0%
00167		6	0.0%
00168		9	0.0%
00169		2	0.0%
00170		23	0.0%
00171		5	0.0%
00172		5	0.0%
00173		4	0.0%
00174		5	0.0%
00175		12	0.0%
00176		3	0.0%
00177		3	0.0%
00178		2	0.0%
00179		5	0.0%
00180		15	0.0%
00181		1	0.0%
00182		4	0.0%
00183		3	0.0%
00184		4	0.0%
00185		10	0.0%
00186		3	0.0%
00187		3	0.0%

**File : 26 WB**

**# T\_HIRED: TOTAL OF HIRED**

Value	Label	Cases	Percentage
00188		4	0.0%
00189		9	0.0%
00190		12	0.0%
00192		2	0.0%
00193		1	0.0%
00194		2	0.0%
00195		3	0.0%
00196		2	0.0%
00197		6	0.0%
00198		12	0.0%
00199		14	0.0%
00200		61	0.0%
00201		7	0.0%
00202		3	0.0%
00203		2	0.0%
00204		5	0.0%
00205		6	0.0%
00206		2	0.0%
00207		2	0.0%
00208		4	0.0%
00209		8	0.0%
00210		10	0.0%
00211		3	0.0%
00212		2	0.0%
00213		2	0.0%
00214		3	0.0%
00215		6	0.0%
00216		3	0.0%
00217		3	0.0%
00218		5	0.0%
00219		2	0.0%
00220		9	0.0%
00221		2	0.0%
00222		5	0.0%
00223		3	0.0%
00224		7	0.0%
00225		9	0.0%
00226		3	0.0%
00227		7	0.0%
00228		3	0.0%
00229		4	0.0%
00230		8	0.0%
00231		1	0.0%

**File : 26 WB**

**# T\_HIRED: TOTAL OF HIRED**

Value	Label	Cases	Percentage
00232		2	0.0%
00233		3	0.0%
00234		5	0.0%
00235		3	0.0%
00236		1	0.0%
00237		2	0.0%
00238		2	0.0%
00239		3	0.0%
00240		11	0.0%
00241		3	0.0%
00242		2	0.0%
00243		3	0.0%
00244		2	0.0%
00245		4	0.0%
00246		3	0.0%
00247		2	0.0%
00248		5	0.0%
00249		5	0.0%
00250		25	0.0%
00251		2	0.0%
00252		3	0.0%
00253		1	0.0%
00254		1	0.0%
00255		7	0.0%
00257		1	0.0%
00258		2	0.0%
00259		4	0.0%
00260		4	0.0%
00261		4	0.0%
00262		3	0.0%
00263		1	0.0%
00264		1	0.0%
00265		1	0.0%
00266		2	0.0%
00267		1	0.0%
00268		1	0.0%
00269		2	0.0%
00270		7	0.0%
00271		4	0.0%
00272		1	0.0%
00274		1	0.0%
00275		11	0.0%
00277		2	0.0%

**File : 26 WB**

**# T\_HIRED: TOTAL OF HIRED**

Value	Label	Cases	Percentage
00279		2	0.0%
00280		8	0.0%
00281		1	0.0%
00282		3	0.0%
00283		3	0.0%
00284		3	0.0%
00285		3	0.0%
00286		2	0.0%
00287		1	0.0%
00288		2	0.0%
00289		1	0.0%
00290		9	0.0%
00291		1	0.0%
00292		1	0.0%
00293		1	0.0%
00294		2	0.0%
00295		3	0.0%
00296		1	0.0%
00297		4	0.0%
00298		3	0.0%
00299		4	0.0%
00300		38	0.0%
00301		1	0.0%
00302		4	0.0%
00303		2	0.0%
00304		1	0.0%
00305		2	0.0%
00306		2	0.0%
00307		2	0.0%
00308		3	0.0%
00309		1	0.0%
00310		6	0.0%
00311		2	0.0%
00312		3	0.0%
00313		2	0.0%
00315		2	0.0%
00316		3	0.0%
00317		2	0.0%
00318		1	0.0%
00319		3	0.0%
00320		8	0.0%
00321		1	0.0%
00322		2	0.0%

**File : 26 WB****# T\_HIRED: TOTAL OF HIRED**

<b>Value</b>	<b>Label</b>	<b>Cases</b>	<b>Percentage</b>
00323		2	0.0%
00325		8	0.0%
00326		1	0.0%
00327		2	0.0%
00328		2	0.0%
00329		2	0.0%
00330		7	0.0%
00331		4	0.0%
00332		2	0.0%
00333		3	0.0%
00334		1	0.0%
00335		4	0.0%
00336		3	0.0%
00337		1	0.0%
00338		3	0.0%
00339		1	0.0%
00340		7	0.0%
00341		1	0.0%
00342		3	0.0%
00343		3	0.0%
00344		1	0.0%
00345		3	0.0%
00346		1	0.0%
00347		1	0.0%
00348		2	0.0%
00349		4	0.0%
00350		11	0.0%
00352		1	0.0%
00353		3	0.0%
00354		2	0.0%
00355		2	0.0%
00357		1	0.0%
00358		2	0.0%
00359		1	0.0%
00360		3	0.0%
00361		2	0.0%
00362		6	0.0%
00363		1	0.0%
00364		2	0.0%
00367		1	0.0%
00368		2	0.0%
00369		1	0.0%
00370		8	0.0%

**File : 26 WB****# T\_HIRED: TOTAL OF HIRED**

<b>Value</b>	<b>Label</b>	<b>Cases</b>	<b>Percentage</b>
00371		2	0.0%
00372		3	0.0%
00375		1	0.0%
00377		1	0.0%
00379		1	0.0%
00380		3	0.0%
00381		1	0.0%
00382		2	0.0%
00384		1	0.0%
00386		1	0.0%
00387		1	0.0%
00388		2	0.0%
00389		4	0.0%
00390		5	0.0%
00393		1	0.0%
00394		1	0.0%
00395		3	0.0%
00397		1	0.0%
00398		1	0.0%
00399		2	0.0%
00400		8	0.0%
00401		2	0.0%
00402		1	0.0%
00403		1	0.0%
00405		3	0.0%
00406		2	0.0%
00408		1	0.0%
00410		2	0.0%
00413		3	0.0%
00414		1	0.0%
00416		1	0.0%
00417		2	0.0%
00420		4	0.0%
00422		1	0.0%
00424		2	0.0%
00425		2	0.0%
00427		1	0.0%
00429		1	0.0%
00430		4	0.0%
00434		1	0.0%
00435		2	0.0%
00436		2	0.0%
00437		1	0.0%

**File : 26 WB**

**# T\_HIRED: TOTAL OF HIRED**

Value	Label	Cases	Percentage
00439		1	0.0%
00440		1	0.0%
00442		1	0.0%
00444		2	0.0%
00446		1	0.0%
00448		1	0.0%
00450		10	0.0%
00454		1	0.0%
00458		1	0.0%
00459		1	0.0%
00460		1	0.0%
00462		1	0.0%
00463		1	0.0%
00464		1	0.0%
00465		1	0.0%
00470		9	0.0%
00474		1	0.0%
00477		1	0.0%
00478		1	0.0%
00480		2	0.0%
00481		1	0.0%
00484		1	0.0%
00486		1	0.0%
00490		3	0.0%
00494		2	0.0%
00496		1	0.0%
00498		1	0.0%
00499		1	0.0%
00500		15	0.0%
00505		2	0.0%
00510		2	0.0%
00512		1	0.0%
00515		1	0.0%
00517		1	0.0%
00520		3	0.0%
00526		1	0.0%
00528		1	0.0%
00529		2	0.0%
00530		6	0.0%
00531		1	0.0%
00534		1	0.0%
00535		1	0.0%
00538		2	0.0%

**File : 26 WB**

**# T\_HIRED: TOTAL OF HIRED**

Value	Label	Cases	Percentage
00540		1	0.0%
00545		3	0.0%
00547		1	0.0%
00550		4	0.0%
00555		2	0.0%
00559		2	0.0%
00560		10	0.0%
00567		1	0.0%
00570		2	0.0%
00573		1	0.0%
00580		4	0.0%
00581		1	0.0%
00582		2	0.0%
00585		1	0.0%
00586		2	0.0%
00590		5	0.0%
00591		1	0.0%
00594		1	0.0%
00599		1	0.0%
00600		11	0.0%
00601		4	0.0%
00602		1	0.0%
00603		1	0.0%
00609		2	0.0%
00612		1	0.0%
00614		1	0.0%
00618		1	0.0%
00620		2	0.0%
00625		1	0.0%
00630		9	0.0%
00631		1	0.0%
00632		1	0.0%
00633		1	0.0%
00636		1	0.0%
00637		2	0.0%
00639		1	0.0%
00640		1	0.0%
00646		1	0.0%
00649		1	0.0%
00650		9	0.0%
00651		3	0.0%
00652		1	0.0%
00653		3	0.0%



**File : 26 WB**

**# T\_HIRED: TOTAL OF HIRED**

Value	Label	Cases	Percentage
00655		2	0.0%
00660		3	0.0%
00662		1	0.0%
00663		1	0.0%
00664		1	0.0%
00668		2	0.0%
00670		1	0.0%
00671		2	0.0%
00675		1	0.0%
00680		1	0.0%
00681		1	0.0%
00688		1	0.0%
00689		1	0.0%
00691		1	0.0%
00693		1	0.0%
00695		1	0.0%
00696		1	0.0%
00700		4	0.0%
00702		1	0.0%
00705		1	0.0%
00708		1	0.0%
00710		1	0.0%
00720		1	0.0%
00722		1	0.0%
00724		1	0.0%
00726		2	0.0%
00729		1	0.0%
00735		1	0.0%
00738		1	0.0%
00744		1	0.0%
00745		1	0.0%
00750		2	0.0%
00751		1	0.0%
00752		1	0.0%
00754		1	0.0%
00764		1	0.0%
00770		2	0.0%
00772		1	0.0%
00774		1	0.0%
00775		1	0.0%
00780		2	0.0%
00795		1	0.0%
00800		5	0.0%

**File : 26 WB****# T\_HIRED: TOTAL OF HIRED**

<b>Value</b>	<b>Label</b>	<b>Cases</b>	<b>Percentage</b>
00812		1	0.0%
00816		1	0.0%
00821		1	0.0%
00824		1	0.0%
00836		1	0.0%
00838		1	0.0%
00840		2	0.0%
00851		1	0.0%
00855		1	0.0%
00857		1	0.0%
00862		1	0.0%
00868		1	0.0%
00870		1	0.0%
00898		1	0.0%
00899		2	0.0%
00900		4	0.0%
00909		2	0.0%
00911		1	0.0%
00912		2	0.0%
00915		1	0.0%
00923		1	0.0%
00924		1	0.0%
00928		1	0.0%
00931		1	0.0%
00937		1	0.0%
00943		1	0.0%
00949		1	0.0%
00950		1	0.0%
00955		1	0.0%
00971		1	0.0%
00976		1	0.0%
00980		1	0.0%
00988		1	0.0%
00990		1	0.0%
00995		2	0.0%
00996		1	0.0%
00999		1	0.0%
01000		3	0.0%
01011		1	0.0%
01015		1	0.0%
01020		2	0.0%
01041		2	0.0%
01044		1	0.0%

**File : 26 WB****# T\_HIRED: TOTAL OF HIRED**

<b>Value</b>	<b>Label</b>	<b>Cases</b>	<b>Percentage</b>
01045		2	0.0%
01050		1	0.0%
01065		1	0.0%
01085		1	0.0%
01100		2	0.0%
01101		1	0.0%
01104		1	0.0%
01115		1	0.0%
01128		1	0.0%
01140		1	0.0%
01145		1	0.0%
01166		1	0.0%
01173		2	0.0%
01180		1	0.0%
01192		1	0.0%
01200		7	0.0%
01204		2	0.0%
01218		1	0.0%
01221		2	0.0%
01250		1	0.0%
01254		1	0.0%
01295		1	0.0%
01323		1	0.0%
01337		1	0.0%
01360		1	0.0%
01392		1	0.0%
01400		2	0.0%
01401		1	0.0%
01430		1	0.0%
01432		1	0.0%
01460		1	0.0%
01462		1	0.0%
01490		1	0.0%
01499		2	0.0%
01500		4	0.0%
01558		1	0.0%
01559		1	0.0%
01569		1	0.0%
01570		1	0.0%
01576		1	0.0%
01580		1	0.0%
01581		1	0.0%
01620		1	0.0%

**File : 26 WB****# T\_HIRED: TOTAL OF HIRED**

<b>Value</b>	<b>Label</b>	<b>Cases</b>	<b>Percentage</b>
01642		1	0.0%
01700		1	0.0%
01747		1	0.0%
01838		1	0.0%
01920		1	0.0%
01932		1	0.0%
01991		1	0.0%
01994		1	0.0%
02000		4	0.0%
02020		1	0.0%
02080		1	0.0%
02092		1	0.0%
02116		1	0.0%
02159		1	0.0%
02220		1	0.0%
02500		2	0.0%
02519		1	0.0%
02520		1	0.0%
02542		1	0.0%
02549		1	0.0%
02568		1	0.0%
02636		1	0.0%
02687		1	0.0%
02804		1	0.0%
02855		1	0.0%
03000		1	0.0%
03060		1	0.0%
03260		1	0.0%
03500		2	0.0%
03540		1	0.0%
03587		1	0.0%
03696		1	0.0%
03720		1	0.0%
03736		1	0.0%
03787		1	0.0%
03800		1	0.0%
03873		1	0.0%
03917		1	0.0%
03927		1	0.0%
03942		1	0.0%
03953		1	0.0%
03954		1	0.0%
04000		4	0.0%

**File : 26 WB**

**# T\_HIRED: TOTAL OF HIRED**

Value	Label	Cases	Percentage
04025		1	0.0%
04047		1	0.0%
04140		1	0.0%
04157		1	0.0%
04236		1	0.0%
04250		1	0.0%
04300		1	0.0%
04431		1	0.0%
04559		1	0.0%
04738		1	0.0%
04938		1	0.0%
04995		1	0.0%
05003		1	0.0%
05237		1	0.0%
05272		1	0.0%
05571		1	0.0%
05755		2	0.0%
06000		3	0.0%
06036		1	0.0%
06191		1	0.0%
06246		1	0.0%
06435		1	0.0%
06620		1	0.0%
08582		1	0.0%
10000		1	0.0%
13530		1	0.0%
16000		1	0.0%
16600		1	0.0%

*Warning: these figures indicate the number of cases found in the data file. They cannot be interpreted as summary statistics of the population of interest.*

**# REMAKS: REMARKS**

<b>Information</b>	[Type= discrete] [Format=character] [Missing=*]
<b>Statistics [NW/ W]</b>	[Valid=3234395 /-] [Invalid=0 /-]

Value	Label	Cases	Percentage
000		25548	0.8%
001		26293	0.8%
002		69143	2.1%
003		59113	1.8%
004		110501	3.4%
005		77345	2.4%
006		123518	3.8%
007		78736	2.4%
008		137892	4.3%
009		79444	2.5%

**File : 26 WB**

**# REMAKS: REMARKS**

Value	Label	Cases	Percentage
010		128901	4.0%
011		67343	2.1%
012		107886	3.3%
013		65025	2.0%
014		96679	3.0%
015		55648	1.7%
016		91937	2.8%
017		48335	1.5%
018		73767	2.3%
019		42440	1.3%
020		83929	2.6%
021		42260	1.3%
022		59844	1.9%
023		38589	1.2%
024		56851	1.8%
025		32205	1.0%
026		44594	1.4%
027		30235	0.9%
028		41956	1.3%
029		27063	0.8%
030		51057	1.6%
031		25566	0.8%
032		35982	1.1%
033		20993	0.6%
034		37662	1.2%
035		18959	0.6%
036		30025	0.9%
037		22578	0.7%
038		25044	0.8%
039		16691	0.5%
040		30893	1.0%
041		18683	0.6%
042		24773	0.8%
043		17660	0.5%
044		21231	0.7%
045		14680	0.5%
046		20324	0.6%
047		15995	0.5%
048		20708	0.6%
049		12701	0.4%
050		12841	0.4%
051		13791	0.4%
052		15571	0.5%

**File : 26 WB**

**# REMAKS: REMARKS**

Value	Label	Cases	Percentage
053		9092	0.3%
054		17602	0.5%
055		9249	0.3%
056		14273	0.4%
057		14499	0.4%
058		15392	0.5%
059		8286	0.3%
060		15671	0.5%
061		12358	0.4%
062		14460	0.4%
063		8900	0.3%
064		7812	0.2%
065		10743	0.3%
066		12001	0.4%
067		6417	0.2%
068		13465	0.4%
069		8228	0.3%
070		9032	0.3%
071		5940	0.2%
072		9411	0.3%
073		7988	0.2%
074		8899	0.3%
075		5927	0.2%
076		10443	0.3%
077		7373	0.2%
078		9730	0.3%
079		4725	0.1%
080		6169	0.2%
081		3829	0.1%
082		9246	0.3%
083		7089	0.2%
084		7444	0.2%
085		6681	0.2%
086		5455	0.2%
087		5187	0.2%
088		4866	0.2%
089		4011	0.1%
090		5046	0.2%
091		2414	0.1%
092		5963	0.2%
093		5064	0.2%
094		4386	0.1%
095		4159	0.1%

**File : 26 WB**

**# REMAKS: REMARKS**

Value	Label	Cases	Percentage
096		6187	0.2%
097		3280	0.1%
098		6206	0.2%
099		5942	0.2%
100		6054	0.2%
101		3733	0.1%
102		4477	0.1%
103		6908	0.2%
104		2652	0.1%
105		3667	0.1%
106		4134	0.1%
107		2172	0.1%
108		3903	0.1%
109		3822	0.1%
110		4110	0.1%
111		1046	0.0%
112		3035	0.1%
113		5077	0.2%
114		2510	0.1%
115		5860	0.2%
116		1285	0.0%
117		3501	0.1%
118		4837	0.1%
119		3684	0.1%
120		5249	0.2%
121		3597	0.1%
122		2430	0.1%
123		2740	0.1%
124		3082	0.1%
125		3984	0.1%
126		2546	0.1%
127		2434	0.1%
128		2570	0.1%
129		2584	0.1%
130		2197	0.1%
131		1040	0.0%
132		4809	0.1%
133		1332	0.0%
134		3332	0.1%
135		793	0.0%
136		2169	0.1%
137		4592	0.1%
138		2815	0.1%



**File : 26 WB**

**# REMAKS: REMARKS**

Value	Label	Cases	Percentage
139		2735	0.1%
140		3029	0.1%
141		1470	0.0%
142		2963	0.1%
143		724	0.0%
144		2864	0.1%
145		2258	0.1%
146		2917	0.1%
147		1553	0.0%
148		880	0.0%
149		716	0.0%
150		2212	0.1%
151		773	0.0%
152		1511	0.0%
153		760	0.0%
154		1678	0.1%
155		900	0.0%
156		1771	0.1%
157		287	0.0%
158		4622	0.1%
159		1755	0.1%
160		3110	0.1%
161		425	0.0%
162		1295	0.0%
163		2046	0.1%
164		1660	0.1%
165		2106	0.1%
166		2663	0.1%
167		1217	0.0%
168		1786	0.1%
169		947	0.0%
170		1950	0.1%
171		848	0.0%
172		139	0.0%
173		884	0.0%
174		2614	0.1%
175		984	0.0%
176		1802	0.1%
177		2608	0.1%
178		909	0.0%
179		3647	0.1%
180		915	0.0%
181		1841	0.1%

**File : 26 WB****# REMAKS: REMARKS**

<b>Value</b>	<b>Label</b>	<b>Cases</b>	<b>Percentage</b>
182		926	0.0%
184		969	0.0%
185		1043	0.0%
186		994	0.0%
187		871	0.0%
188		427	0.0%
189		947	0.0%
190		950	0.0%
191		9	0.0%
192		950	0.0%
193		202	0.0%
194		1945	0.1%
195		11	0.0%
196		1	0.0%
197		28	0.0%
198		67	0.0%
199		401	0.0%
200		1090	0.0%
201		1020	0.0%
202		435	0.0%
203		2001	0.1%
204		17	0.0%
205		1035	0.0%
206		1028	0.0%
207		40	0.0%
208		1128	0.0%
210		184	0.0%
211		25	0.0%
212		4	0.0%
213		29	0.0%
214		677	0.0%
215		15	0.0%
216		85	0.0%
217		34	0.0%
218		9	0.0%
219		1092	0.0%
220		16	0.0%
221		12	0.0%
222		1136	0.0%
223		1737	0.1%
224		1138	0.0%
225		42	0.0%
226		75	0.0%

**File : 26 WB****# REMAKS: REMARKS**

<b>Value</b>	<b>Label</b>	<b>Cases</b>	<b>Percentage</b>
227		1895	0.1%
228		2256	0.1%
229		1754	0.1%
230		1154	0.0%
231		20	0.0%
234		41	0.0%
235		5	0.0%
236		1256	0.0%
237		4	0.0%
238		1	0.0%
239		65	0.0%
240		2446	0.1%
242		1	0.0%
243		1156	0.0%
244		114	0.0%
245		223	0.0%
246		10	0.0%
247		85	0.0%
248		1241	0.0%
250		1359	0.0%
252		1261	0.0%
254		51	0.0%
255		1266	0.0%
256		1248	0.0%
257		351	0.0%
259		2554	0.1%
260		2702	0.1%
261		92	0.0%
262		37	0.0%
263		1	0.0%
264		1028	0.0%
265		10	0.0%
266		1213	0.0%
267		1	0.0%
272		39	0.0%
275		1419	0.0%
276		1312	0.0%
277		35	0.0%
278		1382	0.0%
280		228	0.0%
281		5	0.0%
283		30	0.0%
284		1	0.0%

**File : 26 WB**

**# REMAKS: REMARKS**

Value	Label	Cases	Percentage
285		10	0.0%
286		1518	0.0%
287		1431	0.0%
288		1445	0.0%
289		5	0.0%
292		41	0.0%
293		1	0.0%
294		3	0.0%
296		1578	0.0%
297		1	0.0%
298		11	0.0%
300		35	0.0%
301		150	0.0%
304		84	0.0%
305		10	0.0%
306		1517	0.0%
307		100	0.0%
308		1538	0.0%
309		1574	0.0%
314		1	0.0%
315		5	0.0%
316		43	0.0%
319		1574	0.0%
321		1	0.0%
324		1	0.0%
325		1	0.0%
326		35	0.0%
327		34	0.0%
328		41	0.0%
330		1	0.0%
331		1786	0.1%
335		606	0.0%
337		14	0.0%
338		6	0.0%
339		20	0.0%
340		87	0.0%
341		10	0.0%
342		211	0.0%
346		208	0.0%
347		5	0.0%
350		309	0.0%
351		25	0.0%
352		1705	0.1%

**File : 26 WB**

**# REMAKS: REMARKS**

Value	Label	Cases	Percentage
353		28	0.0%
355		1	0.0%
360		40	0.0%
363		158	0.0%
365		118	0.0%
367		1984	0.1%
371		110	0.0%
372		41	0.0%
375		5	0.0%
376		7	0.0%
377		42	0.0%
381		14	0.0%
382		1	0.0%
383		32	0.0%
392		212	0.0%
393		5	0.0%
394		12	0.0%
395		38	0.0%
396		30	0.0%
400		2	0.0%
402		2	0.0%
404		103	0.0%
406		69	0.0%
412		90	0.0%
414		6	0.0%
417		25	0.0%
418		75	0.0%
421		15	0.0%
422		643	0.0%
426		35	0.0%
428		2124	0.1%
429		2	0.0%
430		96	0.0%
434		1946	0.1%
436		40	0.0%
437		2	0.0%
438		20	0.0%
443		20	0.0%
444		2258	0.1%
452		3	0.0%
455		1	0.0%
457		6	0.0%
459		94	0.0%

**File : 26 WB**

**# REMAKS: REMARKS**

Value	Label	Cases	Percentage
460		21	0.0%
461		2	0.0%
463		103	0.0%
465		2314	0.1%
467		17	0.0%
468		105	0.0%
476		57	0.0%
480		10	0.0%
486		95	0.0%
488		20	0.0%
495		105	0.0%
501		10	0.0%
511		10	0.0%
512		7	0.0%
521		276	0.0%
522		20	0.0%
525		19	0.0%
526		63	0.0%
531		15	0.0%
534		5	0.0%
541		20	0.0%
542		10	0.0%
550		24	0.0%
557		4	0.0%
568		1	0.0%
572		30	0.0%
580		5	0.0%
602		1	0.0%
603		5	0.0%
619		4	0.0%
620		2	0.0%
626		10	0.0%
630		1	0.0%
631		37	0.0%
636		40	0.0%
637		3097	0.1%
646		49	0.0%
650		73	0.0%
653		1656	0.1%
660		20	0.0%
664		62	0.0%
679		45	0.0%
680		29	0.0%

**File : 26 WB****# REMAKS: REMARKS**

<b>Value</b>	<b>Label</b>	<b>Cases</b>	<b>Percentage</b>
687		10	0.0%
697		21	0.0%
704		10	0.0%
707		23	0.0%
710		1	0.0%
723		73	0.0%
733		1	0.0%
737		38	0.0%
741		5	0.0%
746		5	0.0%
751		5	0.0%
753		1	0.0%
756		5	0.0%
757		8	0.0%
767		20	0.0%
776		1	0.0%
778		30	0.0%
785		17	0.0%
788		1	0.0%
792		89	0.0%
802		5	0.0%
804		5	0.0%
809		40	0.0%
823		50	0.0%
827		75	0.0%
828		190	0.0%
832		10	0.0%
841		6	0.0%
844		15	0.0%
849		72	0.0%
850		1	0.0%
854		29	0.0%
863		13	0.0%
867		10	0.0%
877		9	0.0%
882		69	0.0%
908		49	0.0%
913		32	0.0%
919		614	0.0%
922		8	0.0%
952		112	0.0%
960		1	0.0%
983		36	0.0%

## File : 26 WB

### # REMAKS: REMARKS

Value	Label	Cases	Percentage
991		14	0.0%
993		30	0.0%

Warning: these figures indicate the number of cases found in the data file. They cannot be interpreted as summary statistics of the population of interest.

### # TYPE\_ENTERP: TYPE OF ENTERPRISE

<b>Information</b>	[Type= discrete] [Format=character] [Missing=*]
<b>Statistics [NW/ W]</b>	[Valid=3234396 /-] [Invalid=0 /-]

Value	Label	Cases	Percentage
1		2320798	71.8%
2		753493	23.3%
3		160105	5.0%

Warning: these figures indicate the number of cases found in the data file. They cannot be interpreted as summary statistics of the population of interest.

### # MAJOR\_ACT: MAJOR ACTIVITY CODE

<b>Information</b>	[Type= discrete] [Format=character] [Missing=*]
<b>Statistics [NW/ W]</b>	[Valid=3234396 /-] [Invalid=0 /-]

Value	Label	Cases	Percentage
01		84013	2.6%
02		88758	2.7%
04		666	0.0%
05		740107	22.9%
06		3638	0.1%
07		35967	1.1%
08		140744	4.4%
09		1273029	39.4%
10		126061	3.9%
11		170644	5.3%
12		9100	0.3%
13		12043	0.4%
14		44244	1.4%
15		505345	15.6%
16		37	0.0%

Warning: these figures indicate the number of cases found in the data file. They cannot be interpreted as summary statistics of the population of interest.

### # SIZE\_EMP1: SIZE OF EMPLOYMENT CODE-

<b>Information</b>	[Type= discrete] [Format=character] [Missing=*]
<b>Statistics [NW/ W]</b>	[Valid=3234396 /-] [Invalid=0 /-]

Value	Label	Cases	Percentage
1	Employee size 0 to 1	1629541	50.4%
2	Employee size 2	866533	26.8%
3	Employee size 3	302510	9.4%
4	Employee size 4	168033	5.2%
5	Employee size 5	83086	2.6%
6	Employee size 6 to 9	106995	3.3%



## File : 26 WB

### # SIZE\_EMP1: SIZE OF EMPLOYMENT CODE-

Value	Label	Cases	Percentage
7	Employee size >9	77698	2.4%

*Warning: these figures indicate the number of cases found in the data file. They cannot be interpreted as summary statistics of the population of interest.*

### # SIZE\_EMP2: SIZE OF EMPLOYMENT CODE-

<b>Information</b>	[Type= discrete] [Format=character] [Missing=*]
<b>Statistics [NW/ W]</b>	[Valid=3234396 /-] [Invalid=0 /-]

Value	Label	Cases	Percentage
01	Employee size 0 to 1	1629541	50.4%
02	Employee size 2	866533	26.8%
03	Employee size 3	302510	9.4%
04	Employee size 4	168033	5.2%
05	Employee size 5	83086	2.6%
07	Employee size 6 to 9	106995	3.3%
08	Employee size 10 to 14	35886	1.1%
09	Employee size 15 to 19	14265	0.4%
10	Employee size 20 to 24	7809	0.2%
11	Employee size 25 to 49	12178	0.4%
12	Employee size 50 to 99	4483	0.1%
13	Employee size 100 to 199	1856	0.1%
14	Employee size 200 to 499	810	0.0%
15	Employee size >=500	411	0.0%

*Warning: these figures indicate the number of cases found in the data file. They cannot be interpreted as summary statistics of the population of interest.*

### # FITTER: FILLER

<b>Information</b>	[Type= discrete] [Format=character] [Missing=*]
<b>Statistics [NW/ W]</b>	[Valid=3234396 /-] [Invalid=0 /-]

Value	Label	Cases	Percentage
0		3234396	100.0%

*Warning: these figures indicate the number of cases found in the data file. They cannot be interpreted as summary statistics of the population of interest.*

## File : 27 AN&Island

### # FILE\_ID: FILE-ID

**Information** [Type= discrete] [Format=character] [Missing=\*]

**Statistics [NW/ W]** [Valid=13725 /-] [Invalid=0 /-]

Value	Label	Cases	Percentage
EC98AD		13725	100.0%

*Warning: these figures indicate the number of cases found in the data file. They cannot be interpreted as summary statistics of the population of interest.*

### # ID\_NO: IDENTIFICATION NO (ID NO)

**Information** [Type= discrete] [Format=character] [Missing=\*]

**Statistics [NW/ W]** [Valid=13725 /-] [Invalid=0 /-]

Value	Label	Cases	Percentage
270100101005		17	0.1%
270100101013		1	0.0%
270100101014		24	0.2%
270100101015		2	0.0%
270100101016		9	0.1%
270100101018		7	0.1%
270100101019		12	0.1%
270100101020		20	0.1%
270100101021		2	0.0%
270100101023		26	0.2%
270100101024		17	0.1%
270100101026		5	0.0%
270100101027		2	0.0%
270100101028		157	1.1%
270100101029		21	0.2%
270100101030		13	0.1%
270100101031		23	0.2%
270100101032		106	0.8%
270100101033		9	0.1%
270100101034		17	0.1%
270100101035		10	0.1%
270100101040		8	0.1%
270100101041		1	0.0%
270100101043		12	0.1%
270100101044		4	0.0%
270100101045		3	0.0%
270100101048		2	0.0%
270100101051		43	0.3%
270100101052		1	0.0%
270100101053		6	0.0%
270100202006		118	0.9%
270100202007		22	0.2%
270100202008		28	0.2%
270100202009		10	0.1%

## File : 27 AN&Island

### # ID\_NO: IDENTIFICATION NO (ID NO)

Value	Label	Cases	Percentage
270100202010		5	0.0%
270100202011		4	0.0%
270100202012		5	0.0%
270100202013		65	0.5%
270100202015		9	0.1%
270100202025		8	0.1%
270100202027		11	0.1%
270100202032		1	0.0%
270100202033		16	0.1%
270100202034		36	0.3%
270100202035		3	0.0%
270100202036		6	0.0%
270100202038		1	0.0%
270100202039		6	0.0%
270100202040		6	0.0%
270100202041		23	0.2%
270100202042		2	0.0%
270100202044		1	0.0%
270100202045		73	0.5%
270100202050		6	0.0%
270100202051		14	0.1%
270100302001		12	0.1%
270100302002		2	0.0%
270100302005		1	0.0%
270100302007		51	0.4%
270100302008		53	0.4%
270100302009		13	0.1%
270100302010		11	0.1%
270100302011		146	1.1%
270100302013		28	0.2%
270100302014		349	2.5%
270100302016		12	0.1%
270100302017		29	0.2%
270100302018		1	0.0%
270100302027		4	0.0%
270100302028		3	0.0%
270100302029		1	0.0%
270100302030		77	0.6%
270100302031		10	0.1%
270100302035		4	0.0%
270100302036		2	0.0%
270100302037		1	0.0%
270100302038		9	0.1%

## File : 27 AN&Island

### # ID\_NO: IDENTIFICATION NO (ID NO)

Value	Label	Cases	Percentage
270100302043		1	0.0%
270100302054		132	1.0%
270100302055		1	0.0%
270100302056		23	0.2%
270100302057		23	0.2%
270100302065		59	0.4%
270100302071		14	0.1%
270100302074		7	0.1%
270100302077		22	0.2%
270100302079		5	0.0%
270100302080		19	0.1%
270100302082		35	0.3%
270100302083		3	0.0%
270100302084		1	0.0%
270100302085		2	0.0%
270100302087		9	0.1%
270100302088		5	0.0%
270100302089		3	0.0%
270100302091		1	0.0%
270100403005		9	0.1%
270100403006		134	1.0%
270100403007		14	0.1%
270100403008		8	0.1%
270100403009		24	0.2%
270100403010		2	0.0%
270100403011		2	0.0%
270100403012		67	0.5%
270100403013		4	0.0%
270100403014		16	0.1%
270100403015		90	0.7%
270100403016		8	0.1%
270100403017		6	0.0%
270100403018		2	0.0%
270100403019		120	0.9%
270100403020		161	1.2%
270100403021		457	3.3%
270100403022		31	0.2%
270100403023		28	0.2%
270100403024		86	0.6%
270100403025		53	0.4%
270100403028		28	0.2%
270100403029		27	0.2%
270100403030		8	0.1%

## File : 27 AN&Island

### # ID\_NO: IDENTIFICATION NO (ID NO)

Value	Label	Cases	Percentage
270100403033		1	0.0%
270100403034		9	0.1%
270100403036		8	0.1%
270100403039		8	0.1%
270100403040		63	0.5%
270100403041		14	0.1%
270100403042		1	0.0%
270100403043		109	0.8%
270100403044		1	0.0%
270100403046		1	0.0%
270100403047		3	0.0%
270100403048		14	0.1%
270100403050		1	0.0%
270100403051		28	0.2%
270100403052		2	0.0%
270100403053		1	0.0%
270100403054		214	1.6%
270100403055		20	0.1%
270100403056		1	0.0%
270100503002		3	0.0%
270100503004		16	0.1%
270100503006		1	0.0%
270100503007		6	0.0%
270100503009		4	0.0%
270100503010		7	0.1%
270100503011		172	1.3%
270100503012		8	0.1%
270100503013		2	0.0%
270100503014		18	0.1%
270100503015		20	0.1%
270100503016		15	0.1%
270100503017		70	0.5%
270100503018		97	0.7%
270100503019		8	0.1%
270100503020		14	0.1%
270100503021		12	0.1%
270100503022		1	0.0%
270100503023		5	0.0%
270100503024		79	0.6%
270100503025		3	0.0%
270100503026		1	0.0%
270100503027		9	0.1%
270100503029		6	0.0%

## File : 27 AN&Island

### # ID\_NO: IDENTIFICATION NO (ID NO)

Value	Label	Cases	Percentage
270100503030		2	0.0%
270100503031		3	0.0%
270100503032		4	0.0%
270100503033		18	0.1%
270100503036		2	0.0%
270100503038		60	0.4%
270100503040		96	0.7%
270100503041		13	0.1%
270100503042		37	0.3%
270100503043		7	0.1%
270100503044		1	0.0%
270100503045		3	0.0%
270100503046		1	0.0%
270100503047		13	0.1%
270100503049		11	0.1%
270100503050		13	0.1%
270100503051		1	0.0%
270100503052		13	0.1%
270100503053		27	0.2%
270100503054		61	0.4%
270100503055		38	0.3%
270100503056		3	0.0%
270100503057		7	0.1%
270100503060		13	0.1%
270100503061		27	0.2%
270100503062		34	0.2%
270100503064		117	0.9%
270100503065		13	0.1%
270100503067		87	0.6%
270100503068		20	0.1%
270100503070		11	0.1%
270100503071		15	0.1%
270100503072		3	0.0%
270100503074		124	0.9%
270100503075		1	0.0%
270100503076		17	0.1%
270100503077		3	0.0%
270100503078		1	0.0%
270100503079		1	0.0%
270101700101		21	0.2%
270101700102		122	0.9%
270101700103		30	0.2%
270101700104		25	0.2%

## File : 27 AN&Island

### # ID\_NO: IDENTIFICATION NO (ID NO)

Value	Label	Cases	Percentage
270101700105		19	0.1%
270101700106		7	0.1%
270101700107		18	0.1%
270101700108		30	0.2%
270101700109		15	0.1%
270101700110		16	0.1%
270101700111		22	0.2%
270101700112		14	0.1%
270101700113		28	0.2%
270101700114		22	0.2%
270101700115		22	0.2%
270101700116		8	0.1%
270101700117		36	0.3%
270101700118		40	0.3%
270101700119		66	0.5%
270101700120		29	0.2%
270101700121		7	0.1%
270101700122		14	0.1%
270101700123		53	0.4%
270101700124		15	0.1%
270101700125		6	0.0%
270101700201		12	0.1%
270101700202		10	0.1%
270101700205		91	0.7%
270101700206		253	1.8%
270101700207		28	0.2%
270101700208		45	0.3%
270101700209		366	2.7%
270101700210		28	0.2%
270101700211		106	0.8%
270101700212		40	0.3%
270101700213		27	0.2%
270101700214		39	0.3%
270101700216		1	0.0%
270101700217		19	0.1%
270101700218		1	0.0%
270101700219		3	0.0%
270101700220		7	0.1%
270101700221		6	0.0%
270101700222		14	0.1%
270101700223		11	0.1%
270101700224		96	0.7%
270101700225		52	0.4%

## File : 27 AN&Island

### # ID\_NO: IDENTIFICATION NO (ID NO)

Value	Label	Cases	Percentage
270101700226		4	0.0%
270101700227		18	0.1%
270101700301		13	0.1%
270101700302		32	0.2%
270101700303		28	0.2%
270101700304		31	0.2%
270101700305		65	0.5%
270101700306		448	3.3%
270101700307		171	1.2%
270101700308		31	0.2%
270101700309		30	0.2%
270101700310		106	0.8%
270101700311		89	0.6%
270101700312		37	0.3%
270101700313		3	0.0%
270101700314		1	0.0%
270101700315		45	0.3%
270101700316		49	0.4%
270101700317		11	0.1%
270101700318		8	0.1%
270101700401		75	0.5%
270101700402		13	0.1%
270101700403		10	0.1%
270101700404		6	0.0%
270101700405		17	0.1%
270101700406		65	0.5%
270101700407		4	0.0%
270101700408		4	0.0%
270101700409		26	0.2%
270101700410		17	0.1%
270101700411		23	0.2%
270101700412		9	0.1%
270101700413		22	0.2%
270101700414		17	0.1%
270101700416		11	0.1%
270101700417		11	0.1%
270101700418		43	0.3%
270101700419		3	0.0%
270101700421		3	0.0%
270101700422		9	0.1%
270101700423		13	0.1%
270101700501		7	0.1%
270101700502		4	0.0%



## File : 27 AN&Island

### # ID\_NO: IDENTIFICATION NO (ID NO)

Value	Label	Cases	Percentage
270101700504		7	0.1%
270101700505		13	0.1%
270101700506		3	0.0%
270101700507		14	0.1%
270101700508		3	0.0%
270101700509		14	0.1%
270101700510		273	2.0%
270101700511		73	0.5%
270101700512		49	0.4%
270101700513		27	0.2%
270101700514		37	0.3%
270101700515		25	0.2%
270101700516		70	0.5%
270101700517		45	0.3%
270101700518		42	0.3%
270101700519		42	0.3%
270101700520		47	0.3%
270101700521		14	0.1%
270101700524		3	0.0%
270101700525		7	0.1%
270101700526		45	0.3%
270101700527		5	0.0%
270101700528		6	0.0%
270101700529		3	0.0%
270101700530		13	0.1%
270101700531		1	0.0%
270101700532		7	0.1%
270101700533		9	0.1%
270101700534		34	0.2%
270101700535		105	0.8%
270101700536		28	0.2%
270101700537		21	0.2%
270101700601		24	0.2%
270101700602		53	0.4%
270101700603		20	0.1%
270101700604		38	0.3%
270101700605		41	0.3%
270101700606		17	0.1%
270200101001		153	1.1%
270200101002		56	0.4%
270200101003		39	0.3%
270200101004		95	0.7%
270200101005		34	0.2%

## File : 27 AN&Island

### # ID\_NO: IDENTIFICATION NO (ID NO)

Value	Label	Cases	Percentage
270200101006		136	1.0%
270200101007		107	0.8%
270200101008		78	0.6%
270200101009		205	1.5%
270200101010		195	1.4%
270200101011		26	0.2%
270200101012		115	0.8%
270200101013		111	0.8%
270200101014		186	1.4%
270200101015		77	0.6%
270200101016		47	0.3%
270200202001		65	0.5%
270200202002		26	0.2%
270200202003		38	0.3%
270200202004		42	0.3%
270200202005		45	0.3%
270200202006		64	0.5%
270200202007		25	0.2%
270200202008		43	0.3%
270200202009		51	0.4%
270200202010		11	0.1%
270200202011		44	0.3%
270200202012		12	0.1%
270200202013		51	0.4%
270200202014		12	0.1%
270200202015		73	0.5%
270200202016		100	0.7%
270200202018		23	0.2%
270200202019		17	0.1%
270200202020		5	0.0%
270200202021		28	0.2%
270200202023		20	0.1%
270200202024		13	0.1%
270200202025		6	0.0%
270200202026		5	0.0%
270200202027		12	0.1%
270200202028		6	0.0%
270200202029		3	0.0%
270200202030		5	0.0%
270200202031		2	0.0%
270200202032		4	0.0%
270200202033		14	0.1%
270200202035		5	0.0%

## File : 27 AN&Island

### # ID\_NO: IDENTIFICATION NO (ID NO)

Value	Label	Cases	Percentage
270200202036		14	0.1%
270200202038		6	0.0%
270200202039		6	0.0%
270200202041		6	0.0%
270200202042		1	0.0%
270200202043		1	0.0%
270200202044		3	0.0%
270200202045		5	0.0%
270200202046		12	0.1%
270200202047		4	0.0%
270200202048		7	0.1%
270200202049		20	0.1%
270200202050		14	0.1%
270200202051		43	0.3%
270200202054		1	0.0%
270200202055		3	0.0%
270200202056		3	0.0%
270200202057		1	0.0%
270200202058		1	0.0%
270200202059		7	0.1%
270200202060		1	0.0%
270200202061		2	0.0%
270200202063		4	0.0%
270200202064		10	0.1%
270200202065		2	0.0%
270200202066		2	0.0%
270200202068		9	0.1%
270200202069		4	0.0%
270200202071		4	0.0%
270200202072		39	0.3%
270200202073		8	0.1%
270200202076		3	0.0%
270200202079		21	0.2%
270200202080		2	0.0%
270200202081		3	0.0%
270200202084		4	0.0%
270200202087		16	0.1%
270200202088		6	0.0%
270200202089		5	0.0%
270200202090		1	0.0%
270200202092		2	0.0%
270200202093		10	0.1%
270200202094		10	0.1%

**File : 27 AN&Island****# ID\_NO: IDENTIFICATION NO (ID NO)**

Value	Label	Cases	Percentage
270200202095		86	0.6%
270200202096		10	0.1%
270200202097		3	0.0%
270200202098		2	0.0%
270200202099		26	0.2%
270200202100		7	0.1%
270200202101		1	0.0%
270200202102		3	0.0%
270200202108		32	0.2%
270200202128		8	0.1%
270200202144		3	0.0%
270200202152		11	0.1%
270200202153		21	0.2%
270200202154		8	0.1%
270200202156		5	0.0%
270200202157		5	0.0%
270200202158		1	0.0%
270200202159		21	0.2%
270200202160		141	1.0%

Warning: these figures indicate the number of cases found in the data file. They cannot be interpreted as summary statistics of the population of interest.

**# ST: STATE CODE**

<b>Information</b>	[Type= discrete] [Format=character] [Missing=*]
<b>Statistics [NW/ W]</b>	[Valid=13725 /-] [Invalid=0 /-]

Value	Label	Cases	Percentage
27	Andaman Nicobar & Island	13725	100.0%

Warning: these figures indicate the number of cases found in the data file. They cannot be interpreted as summary statistics of the population of interest.

**# DT: DISTRICT CODE**

<b>Information</b>	[Type= discrete] [Format=character] [Missing=*]
<b>Statistics [NW/ W]</b>	[Valid=13725 /-] [Invalid=0 /-]

Value	Label	Cases	Percentage
01	LANDS ANDAMANS	10475	76.3%
02	LANDS NICOBAR	3250	23.7%

Warning: these figures indicate the number of cases found in the data file. They cannot be interpreted as summary statistics of the population of interest.

**# TEH: TEHSIL CODE**

<b>Information</b>	[Type= discrete] [Format=character] [Missing=*]
<b>Statistics [NW/ W]</b>	[Valid=13725 /-] [Invalid=0 /-]

Value	Label	Cases	Percentage
000		4850	35.3%
001		2240	16.3%
002		2069	15.1%
003		1184	8.6%

## File : 27 AN&Island

### # TEH: TEHSIL CODE

Value	Label	Cases	Percentage
004		1884	13.7%
005		1498	10.9%

Warning: these figures indicate the number of cases found in the data file. They cannot be interpreted as summary statistics of the population of interest.

### # CD\_BLOCK: CD BLOCK

<b>Information</b>	[Type= discrete] [Format=character] [Missing=*]
<b>Statistics [NW/ W]</b>	[Valid=13725 /-] [Invalid=0 /-]

Value	Label	Cases	Percentage
00		4850	35.3%
01		2240	16.3%
02		3253	23.7%
03		3382	24.6%

Warning: these figures indicate the number of cases found in the data file. They cannot be interpreted as summary statistics of the population of interest.

### # SECTOR: SECTOR CODE

<b>Information</b>	[Type= discrete] [Format=character] [Missing=*]
<b>Statistics [NW/ W]</b>	[Valid=13725 /-] [Invalid=0 /-]

Value	Label	Cases	Percentage
1	Rural	8875	64.7%
2	Urban	4850	35.3%

Warning: these figures indicate the number of cases found in the data file. They cannot be interpreted as summary statistics of the population of interest.

### # V\_C: VILLAGE CODE

<b>Information</b>	[Type= discrete] [Format=character] [Missing=*]
<b>Statistics [NW/ W]</b>	[Valid=13725 /-] [Invalid=0 /-]

Value	Label	Cases	Percentage
001		230	1.7%
002		87	0.6%
003		77	0.6%
004		153	1.1%
005		106	0.8%
006		453	3.3%
007		225	1.6%
008		210	1.5%
009		307	2.2%
010		231	1.7%
011		394	2.9%
012		207	1.5%
013		262	1.9%
014		605	4.4%
015		271	2.0%
016		191	1.4%
017		4955	36.1%
018		130	0.9%

## File : 27 AN&Island

### # V\_C: VILLAGE CODE

Value	Label	Cases	Percentage
019		157	1.1%
020		200	1.5%
021		499	3.6%
022		32	0.2%
023		79	0.6%
024		195	1.4%
025		70	0.5%
026		11	0.1%
027		38	0.3%
028		194	1.4%
029		58	0.4%
030		105	0.8%
031		38	0.3%
032		115	0.8%
033		58	0.4%
034		62	0.5%
035		22	0.2%
036		32	0.2%
037		1	0.0%
038		76	0.6%
039		20	0.1%
040		173	1.3%
041		57	0.4%
042		41	0.3%
043		130	0.9%
044		10	0.1%
045		84	0.6%
046		14	0.1%
047		20	0.1%
048		23	0.2%
049		31	0.2%
050		34	0.2%
051		129	0.9%
052		16	0.1%
053		34	0.2%
054		408	3.0%
055		62	0.5%
056		30	0.2%
057		31	0.2%
058		1	0.0%
059		7	0.1%
060		14	0.1%
061		29	0.2%

## File : 27 AN&Island

### # V\_C: VILLAGE CODE

Value	Label	Cases	Percentage
062		34	0.2%
063		4	0.0%
064		127	0.9%
065		74	0.5%
066		2	0.0%
067		87	0.6%
068		29	0.2%
069		4	0.0%
070		11	0.1%
071		33	0.2%
072		42	0.3%
073		8	0.1%
074		131	1.0%
075		1	0.0%
076		20	0.1%
077		25	0.2%
078		1	0.0%
079		27	0.2%
080		21	0.2%
081		3	0.0%
082		35	0.3%
083		3	0.0%
084		5	0.0%
085		2	0.0%
087		25	0.2%
088		11	0.1%
089		8	0.1%
090		1	0.0%
091		1	0.0%
092		2	0.0%
093		10	0.1%
094		10	0.1%
095		86	0.6%
096		10	0.1%
097		3	0.0%
098		2	0.0%
099		26	0.2%
100		7	0.1%
101		1	0.0%
102		3	0.0%
108		32	0.2%
128		8	0.1%
144		3	0.0%

## File : 27 AN&Island

### # V\_C: VILLAGE CODE

Value	Label	Cases	Percentage
152		11	0.1%
153		21	0.2%
154		8	0.1%
156		5	0.0%
157		5	0.0%
158		1	0.0%
159		21	0.2%
160		141	1.0%

Warning: these figures indicate the number of cases found in the data file. They cannot be interpreted as summary statistics of the population of interest.

### # WARD: WARD CODE

<b>Information</b>	[Type= discrete] [Format=character] [Missing=*]		
<b>Statistics [NW/ W]</b>	[Valid=13725 /-] [Invalid=0 /-]		
Value	Label	Cases	Percentage
000		8870	64.6%
002		2	0.0%
004		1	0.0%
007		4850	35.3%
600		1	0.0%
800		1	0.0%

Warning: these figures indicate the number of cases found in the data file. They cannot be interpreted as summary statistics of the population of interest.

### # IV\_UNIT: IV UNIT

<b>Information</b>	[Type= discrete] [Format=character] [Missing=*]		
<b>Statistics [NW/ W]</b>	[Valid=13725 /-] [Invalid=0 /-]		
Value	Label	Cases	Percentage
000		8875	64.7%
001		685	5.0%
002		1277	9.3%
003		1198	8.7%
004		401	2.9%
005		1096	8.0%
006		193	1.4%

Warning: these figures indicate the number of cases found in the data file. They cannot be interpreted as summary statistics of the population of interest.

### # UFS\_BLOCK: UFS BLOCK

<b>Information</b>	[Type= discrete] [Format=character] [Missing=*]		
<b>Statistics [NW/ W]</b>	[Valid=13725 /-] [Invalid=0 /-]		
Value	Label	Cases	Percentage
00		8875	64.7%
01		152	1.1%
02		234	1.7%
03		88	0.6%
04		107	0.8%



## File : 27 AN&Island

### # UFS\_BLOCK: UFS BLOCK

Value	Label	Cases	Percentage
05		246	1.8%
06		793	5.8%
07		235	1.7%
08		113	0.8%
09		451	3.3%
10		440	3.2%
11		313	2.3%
12		149	1.1%
13		107	0.8%
14		116	0.8%
15		92	0.7%
16		139	1.0%
17		122	0.9%
18		134	1.0%
19		114	0.8%
20		83	0.6%
21		30	0.2%
22		37	0.3%
23		77	0.6%
24		114	0.8%
25		65	0.5%
26		49	0.4%
27		23	0.2%
28		6	0.0%
29		3	0.0%
30		13	0.1%
31		1	0.0%
32		7	0.1%
33		9	0.1%
34		34	0.2%
35		105	0.8%
36		28	0.2%
37		21	0.2%

Warning: these figures indicate the number of cases found in the data file. They cannot be interpreted as summary statistics of the population of interest.

### # P\_NO: PAGE NO

<b>Information</b>	[Type= discrete] [Format=character] [Missing=*]		
<b>Statistics [NW/ W]</b>	[Valid=13725 /-] [Invalid=0 /-]		
Value	Label	Cases	Percentage
001		2434	17.7%
002		1670	12.2%
003		1224	8.9%
004		991	7.2%
005		776	5.7%

**File : 27 AN&Island**

# P\_NO: PAGE NO

Value	Label	Cases	Percentage
006		684	5.0%
007		570	4.2%
008		479	3.5%
009		439	3.2%
010		394	2.9%
011		338	2.5%
012		305	2.2%
013		285	2.1%
014		268	2.0%
015		229	1.7%
016		206	1.5%
017		185	1.3%
018		169	1.2%
019		147	1.1%
020		127	0.9%
021		118	0.9%
022		103	0.8%
023		89	0.6%
024		86	0.6%
025		90	0.7%
026		66	0.5%
027		69	0.5%
028		65	0.5%
029		49	0.4%
030		53	0.4%
031		44	0.3%
032		47	0.3%
033		37	0.3%
034		40	0.3%
035		40	0.3%
036		41	0.3%
037		34	0.2%
038		29	0.2%
039		30	0.2%
040		24	0.2%
041		24	0.2%
042		24	0.2%
043		23	0.2%
044		22	0.2%
045		23	0.2%
046		26	0.2%
047		23	0.2%
048		25	0.2%

## File : 27 AN&Island

### # P\_NO: PAGE NO

Value	Label	Cases	Percentage
049		24	0.2%
050		24	0.2%
051		27	0.2%
052		20	0.1%
053		24	0.2%
054		22	0.2%
055		28	0.2%
056		18	0.1%
057		21	0.2%
058		20	0.1%
059		21	0.2%
060		19	0.1%
061		21	0.2%
062		21	0.2%
063		21	0.2%
064		21	0.2%
065		21	0.2%
066		11	0.1%
067		6	0.0%
068		7	0.1%
069		3	0.0%
070		5	0.0%
071		7	0.1%
072		2	0.0%
073		3	0.0%
074		4	0.0%
075		6	0.0%
076		6	0.0%
077		7	0.1%
078		5	0.0%
079		6	0.0%
080		4	0.0%
081		1	0.0%
118		1	0.0%
192		1	0.0%
208		1	0.0%
249		1	0.0%
895		1	0.0%

*Warning: these figures indicate the number of cases found in the data file. They cannot be interpreted as summary statistics of the population of interest.*

### # LINE\_NO: LINE NUMBER

<b>Information</b>	[Type= discrete] [Format=character] [Missing=*]
<b>Statistics [NW/ W]</b>	[Valid=13725 /-] [Invalid=0 /-]

## File : 27 AN&Island

### # PREM\_S: PREMISES STATUS

**Information** [Type= discrete] [Format=character] [Missing=\*]

**Statistics [NW/ W]** [Valid=13725 /-] [Invalid=0 /-]

Value	Label	Cases	Percentage
1	Without premises	2270	16.5%
2	With Premises	11455	83.5%

*Warning: these figures indicate the number of cases found in the data file. They cannot be interpreted as summary statistics of the population of interest.*

### # SRL\_NO: RUNNING SERIAL NUMBER

**Information** [Type= discrete] [Format=character] [Missing=\*]

**Statistics [NW/ W]** [Valid=13725 /-] [Invalid=0 /-]

Value	Label	Cases	Percentage
00001		440	3.2%
00002		397	2.9%
00003		375	2.7%
00004		345	2.5%
00005		328	2.4%
00006		313	2.3%
00007		295	2.1%
00008		280	2.0%
00009		266	1.9%
00010		254	1.9%
00011		245	1.8%
00012		235	1.7%
00013		225	1.6%
00014		211	1.5%
00015		196	1.4%
00016		192	1.4%
00017		187	1.4%
00018		178	1.3%
00019		174	1.3%
00020		171	1.2%
00021		164	1.2%
00022		158	1.2%
00023		152	1.1%
00024		146	1.1%
00025		143	1.0%
00026		140	1.0%
00027		135	1.0%
00028		130	0.9%
00029		119	0.9%
00030		117	0.9%
00031		114	0.8%
00032		111	0.8%
00033		109	0.8%

**File : 27 AN&Island**

**# SRL\_NO: RUNNING SERIAL NUMBER**

Value	Label	Cases	Percentage
00034		109	0.8%
00035		106	0.8%
00036		105	0.8%
00037		103	0.8%
00038		100	0.7%
00039		97	0.7%
00040		94	0.7%
00041		92	0.7%
00042		91	0.7%
00043		88	0.6%
00044		84	0.6%
00045		83	0.6%
00046		78	0.6%
00047		78	0.6%
00048		76	0.6%
00049		76	0.6%
00050		74	0.5%
00051		74	0.5%
00052		71	0.5%
00053		70	0.5%
00054		66	0.5%
00055		66	0.5%
00056		66	0.5%
00057		65	0.5%
00058		65	0.5%
00059		65	0.5%
00060		64	0.5%
00061		63	0.5%
00062		62	0.5%
00063		62	0.5%
00064		61	0.4%
00065		60	0.4%
00066		56	0.4%
00067		55	0.4%
00068		54	0.4%
00069		54	0.4%
00070		54	0.4%
00071		52	0.4%
00072		52	0.4%
00073		52	0.4%
00074		49	0.4%
00075		49	0.4%
00076		48	0.3%

**File : 27 AN&Island**

**# SRL\_NO: RUNNING SERIAL NUMBER**

Value	Label	Cases	Percentage
00077		48	0.3%
00078		46	0.3%
00079		45	0.3%
00080		44	0.3%
00081		44	0.3%
00082		44	0.3%
00083		44	0.3%
00084		44	0.3%
00085		44	0.3%
00086		44	0.3%
00087		42	0.3%
00088		41	0.3%
00089		41	0.3%
00090		40	0.3%
00091		39	0.3%
00092		38	0.3%
00093		38	0.3%
00094		38	0.3%
00095		38	0.3%
00096		37	0.3%
00097		35	0.3%
00098		34	0.2%
00099		34	0.2%
00100		34	0.2%
00101		33	0.2%
00102		33	0.2%
00103		33	0.2%
00104		33	0.2%
00105		33	0.2%
00106		32	0.2%
00107		29	0.2%
00108		28	0.2%
00109		28	0.2%
00110		27	0.2%
00111		27	0.2%
00112		26	0.2%
00113		26	0.2%
00114		26	0.2%
00115		26	0.2%
00116		25	0.2%
00117		25	0.2%
00118		24	0.2%
00119		23	0.2%

**File : 27 AN&Island**

**# SRL\_NO: RUNNING SERIAL NUMBER**

Value	Label	Cases	Percentage
00120		23	0.2%
00121		22	0.2%
00122		22	0.2%
00123		21	0.2%
00124		21	0.2%
00125		20	0.1%
00126		20	0.1%
00127		20	0.1%
00128		20	0.1%
00129		20	0.1%
00130		20	0.1%
00131		20	0.1%
00132		20	0.1%
00133		19	0.1%
00134		19	0.1%
00135		18	0.1%
00136		18	0.1%
00137		17	0.1%
00138		17	0.1%
00139		17	0.1%
00140		17	0.1%
00141		17	0.1%
00142		16	0.1%
00143		16	0.1%
00144		16	0.1%
00145		16	0.1%
00146		16	0.1%
00147		15	0.1%
00148		15	0.1%
00149		15	0.1%
00150		15	0.1%
00151		15	0.1%
00152		15	0.1%
00153		15	0.1%
00154		14	0.1%
00155		14	0.1%
00156		14	0.1%
00157		14	0.1%
00158		13	0.1%
00159		13	0.1%
00160		13	0.1%
00161		13	0.1%
00162		12	0.1%

**File : 27 AN&Island****# SRL\_NO: RUNNING SERIAL NUMBER**

<b>Value</b>	<b>Label</b>	<b>Cases</b>	<b>Percentage</b>
00163		12	0.1%
00164		12	0.1%
00165		12	0.1%
00166		12	0.1%
00167		12	0.1%
00168		12	0.1%
00169		12	0.1%
00170		12	0.1%
00171		12	0.1%
00172		11	0.1%
00173		10	0.1%
00174		10	0.1%
00175		10	0.1%
00176		10	0.1%
00177		10	0.1%
00178		10	0.1%
00179		10	0.1%
00180		10	0.1%
00181		10	0.1%
00182		10	0.1%
00183		10	0.1%
00184		10	0.1%
00185		10	0.1%
00186		10	0.1%
00187		9	0.1%
00188		9	0.1%
00189		9	0.1%
00190		9	0.1%
00191		9	0.1%
00192		9	0.1%
00193		9	0.1%
00194		9	0.1%
00195		9	0.1%
00196		8	0.1%
00197		8	0.1%
00198		8	0.1%
00199		8	0.1%
00200		8	0.1%
00201		8	0.1%
00202		8	0.1%
00203		8	0.1%
00204		8	0.1%
00205		8	0.1%



**File : 27 AN&Island**

**# SRL\_NO: RUNNING SERIAL NUMBER**

Value	Label	Cases	Percentage
00206		7	0.1%
00207		7	0.1%
00208		7	0.1%
00209		7	0.1%
00210		7	0.1%
00211		7	0.1%
00212		7	0.1%
00213		7	0.1%
00214		7	0.1%
00215		6	0.0%
00216		6	0.0%
00217		6	0.0%
00218		6	0.0%
00219		6	0.0%
00220		6	0.0%
00221		6	0.0%
00222		6	0.0%
00223		6	0.0%
00224		6	0.0%
00225		6	0.0%
00226		6	0.0%
00227		6	0.0%
00228		6	0.0%
00229		6	0.0%
00230		6	0.0%
00231		6	0.0%
00232		6	0.0%
00233		6	0.0%
00234		6	0.0%
00235		6	0.0%
00236		6	0.0%
00237		6	0.0%
00238		6	0.0%
00239		6	0.0%
00240		6	0.0%
00241		6	0.0%
00242		6	0.0%
00243		6	0.0%
00244		6	0.0%
00245		6	0.0%
00246		6	0.0%
00247		6	0.0%
00248		6	0.0%

**File : 27 AN&Island****# SRL\_NO: RUNNING SERIAL NUMBER**

<b>Value</b>	<b>Label</b>	<b>Cases</b>	<b>Percentage</b>
00249		6	0.0%
00250		6	0.0%
00251		6	0.0%
00252		6	0.0%
00253		6	0.0%
00254		5	0.0%
00255		5	0.0%
00256		5	0.0%
00257		5	0.0%
00258		5	0.0%
00259		5	0.0%
00260		5	0.0%
00261		5	0.0%
00262		5	0.0%
00263		5	0.0%
00264		5	0.0%
00265		5	0.0%
00266		5	0.0%
00267		5	0.0%
00268		5	0.0%
00269		5	0.0%
00270		5	0.0%
00271		5	0.0%
00272		5	0.0%
00273		5	0.0%
00274		4	0.0%
00275		4	0.0%
00276		4	0.0%
00277		4	0.0%
00278		4	0.0%
00279		4	0.0%
00280		4	0.0%
00281		4	0.0%
00282		4	0.0%
00283		4	0.0%
00284		4	0.0%
00285		4	0.0%
00286		4	0.0%
00287		4	0.0%
00288		4	0.0%
00289		4	0.0%
00290		4	0.0%
00291		4	0.0%

**File : 27 AN&Island****# SRL\_NO: RUNNING SERIAL NUMBER**

<b>Value</b>	<b>Label</b>	<b>Cases</b>	<b>Percentage</b>
00292		4	0.0%
00293		4	0.0%
00294		4	0.0%
00295		4	0.0%
00296		4	0.0%
00297		4	0.0%
00298		4	0.0%
00299		4	0.0%
00300		4	0.0%
00301		4	0.0%
00302		4	0.0%
00303		4	0.0%
00304		4	0.0%
00305		4	0.0%
00306		4	0.0%
00307		4	0.0%
00308		4	0.0%
00309		4	0.0%
00310		4	0.0%
00311		4	0.0%
00312		4	0.0%
00313		4	0.0%
00314		4	0.0%
00315		4	0.0%
00316		4	0.0%
00317		4	0.0%
00318		4	0.0%
00319		4	0.0%
00320		4	0.0%
00321		4	0.0%
00322		4	0.0%
00323		4	0.0%
00324		4	0.0%
00325		4	0.0%
00326		4	0.0%
00327		4	0.0%
00328		4	0.0%
00329		4	0.0%
00330		4	0.0%
00331		4	0.0%
00332		4	0.0%
00333		4	0.0%
00334		4	0.0%

**File : 27 AN&Island****# SRL\_NO: RUNNING SERIAL NUMBER**

<b>Value</b>	<b>Label</b>	<b>Cases</b>	<b>Percentage</b>
00335		4	0.0%
00336		4	0.0%
00337		4	0.0%
00338		4	0.0%
00339		4	0.0%
00340		4	0.0%
00341		4	0.0%
00342		4	0.0%
00343		4	0.0%
00344		4	0.0%
00345		4	0.0%
00346		4	0.0%
00347		4	0.0%
00348		4	0.0%
00349		4	0.0%
00350		3	0.0%
00351		3	0.0%
00352		3	0.0%
00353		3	0.0%
00354		3	0.0%
00355		3	0.0%
00356		3	0.0%
00357		3	0.0%
00358		3	0.0%
00359		3	0.0%
00360		3	0.0%
00361		3	0.0%
00362		3	0.0%
00363		3	0.0%
00364		3	0.0%
00365		3	0.0%
00366		3	0.0%
00367		2	0.0%
00368		2	0.0%
00369		2	0.0%
00370		2	0.0%
00371		2	0.0%
00372		2	0.0%
00373		2	0.0%
00374		2	0.0%
00375		2	0.0%
00376		2	0.0%
00377		2	0.0%

**File : 27 AN&Island****# SRL\_NO: RUNNING SERIAL NUMBER**

<b>Value</b>	<b>Label</b>	<b>Cases</b>	<b>Percentage</b>
00378		2	0.0%
00379		2	0.0%
00380		2	0.0%
00381		2	0.0%
00382		2	0.0%
00383		2	0.0%
00384		2	0.0%
00385		2	0.0%
00386		2	0.0%
00387		2	0.0%
00388		2	0.0%
00389		2	0.0%
00390		2	0.0%
00391		2	0.0%
00392		2	0.0%
00393		2	0.0%
00394		2	0.0%
00395		2	0.0%
00396		2	0.0%
00397		2	0.0%
00398		2	0.0%
00399		2	0.0%
00400		2	0.0%
00401		2	0.0%
00402		2	0.0%
00403		2	0.0%
00404		2	0.0%
00405		2	0.0%
00406		2	0.0%
00407		2	0.0%
00408		2	0.0%
00409		2	0.0%
00410		2	0.0%
00411		2	0.0%
00412		2	0.0%
00413		2	0.0%
00414		2	0.0%
00415		2	0.0%
00416		2	0.0%
00417		2	0.0%
00418		2	0.0%
00419		2	0.0%
00420		2	0.0%

## File : 27 AN&Island

### # SRL\_NO: RUNNING SERIAL NUMBER

Value	Label	Cases	Percentage
00421		2	0.0%
00422		2	0.0%
00423		2	0.0%
00424		2	0.0%
00425		2	0.0%
00426		2	0.0%
00427		2	0.0%
00428		2	0.0%
00429		2	0.0%
00430		2	0.0%
00431		2	0.0%
00432		2	0.0%
00433		2	0.0%
00434		2	0.0%
00435		2	0.0%
00436		2	0.0%
00437		2	0.0%
00438		2	0.0%
00439		2	0.0%
00440		2	0.0%
00441		2	0.0%
00442		2	0.0%
00443		2	0.0%
00444		2	0.0%
00445		2	0.0%
00446		2	0.0%
00447		2	0.0%
00448		2	0.0%
00449		1	0.0%
00450		1	0.0%
00451		1	0.0%
00452		1	0.0%
00453		1	0.0%
00454		1	0.0%
00455		1	0.0%
00456		1	0.0%
00457		1	0.0%

*Warning: these figures indicate the number of cases found in the data file. They cannot be interpreted as summary statistics of the population of interest.*

### # NIC: NIC

<b>Information</b>	[Type= discrete] [Format=character] [Missing=*]
<b>Statistics [NW/ W]</b>	[Valid=13725 /-] [Invalid=0 /-]

*Frequency table not shown (1287 Modalities)*

## File : 27 AN&Island

### # AGRI\_NON\_AGRI: AGRILAND NON-AGRI.

**Information** [Type= discrete] [Format=character] [Missing=\*]

**Statistics [NW/ W]** [Valid=13725 /-] [Invalid=0 /-]

Value	Label	Cases	Percentage
1	Agriculture	382	2.8%
2	Non-Agriculture	13343	97.2%

*Warning: these figures indicate the number of cases found in the data file. They cannot be interpreted as summary statistics of the population of interest.*

### # NOP: NATURE OF OPERATION

**Information** [Type= discrete] [Format=character] [Missing=\*]

**Statistics [NW/ W]** [Valid=13725 /-] [Invalid=0 /-]

Value	Label	Cases	Percentage
1	Perennial	13712	99.9%
2	Non-Perennial	13	0.1%

*Warning: these figures indicate the number of cases found in the data file. They cannot be interpreted as summary statistics of the population of interest.*

### # OWN\_SHIP: OWNERSHIP CODE

**Information** [Type= discrete] [Format=character] [Missing=\*]

**Statistics [NW/ W]** [Valid=13725 /-] [Invalid=0 /-]

Value	Label	Cases	Percentage
1	Private Non-Profit Institutions	457	3.3%
2	Private Others	11314	82.4%
3	Co-operatives	222	1.6%
4	Governments	1732	12.6%

*Warning: these figures indicate the number of cases found in the data file. They cannot be interpreted as summary statistics of the population of interest.*

### # SG: SOCIAL GROUP CODE

**Information** [Type= discrete] [Format=character] [Missing=\*]

**Statistics [NW/ W]** [Valid=13725 /-] [Invalid=0 /-]

Value	Label	Cases	Percentage
1	ST Female	52	0.4%
2	ST Male	2338	17.0%
3	SC Female	0	
4	SC Male	3	0.0%
5	OBC Female	4	0.0%
6	OBC Male	15	0.1%
7	Others Female	545	4.0%
8	Others Male	8357	60.9%
9	Other than private enterprises	2411	17.6%

*Warning: these figures indicate the number of cases found in the data file. They cannot be interpreted as summary statistics of the population of interest.*

### # P\_F\_USED: POWER/FUEL USED

**Information** [Type= discrete] [Format=character] [Missing=\*]

**Statistics [NW/ W]** [Valid=13725 /-] [Invalid=0 /-]

Value	Label	Cases	Percentage
0	Without power	8878	64.7%

## File : 27 AN&Island

### # P\_F\_USED: POWER/FUEL USED

Value	Label	Cases	Percentage
1	Electricity	767	5.6%
2	Coal/soft coke	27	0.2%
3	Patrol/Diesel	1057	7.7%
4	LPG/Natural Gas	17	0.1%
5	Fire wood	2695	19.6%
6	Kerosene	214	1.6%
7	Animal power	0	
8	"Non-conventional energy (bio-gas, solar & wind energy)	10	0.1%
9	Others	60	0.4%

Warning: these figures indicate the number of cases found in the data file. They cannot be interpreted as summary statistics of the population of interest.

### # Y\_OPRA: YEAR OF OPERATION

<b>Information</b>	[Type= discrete] [Format=character] [Missing=*]
<b>Statistics [NW/ W]</b>	[Valid=13725 /-] [Invalid=0 /-]

Value	Label	Cases	Percentage
0	Less than 1 year	309	2.3%
1	Completed 1 year	629	4.6%
2	Completed 2 years	770	5.6%
3	Completed 3 years	913	6.7%
4	Completed 4 years	744	5.4%
5	Completed 5 years	1185	8.6%
6	Completed 6 years	659	4.8%
7	Completed 7 years	498	3.6%
8	Completed 8 years	545	4.0%
9	Completed 9 years or more	7473	54.4%

Warning: these figures indicate the number of cases found in the data file. They cannot be interpreted as summary statistics of the population of interest.

### # REGISN: REGISTRATION CODE

<b>Information</b>	[Type= discrete] [Format=character] [Missing=*]
<b>Statistics [NW/ W]</b>	[Valid=13725 /-] [Invalid=0 /-]

Value	Label	Cases	Percentage
00		13717	99.9%
01		2	0.0%
02		1	0.0%
04		1	0.0%
07		1	0.0%
08		1	0.0%
09		2	0.0%

Warning: these figures indicate the number of cases found in the data file. They cannot be interpreted as summary statistics of the population of interest.

### # SOF: SOURCE OF FINANCE

<b>Information</b>	[Type= discrete] [Format=character] [Missing=*]
<b>Statistics [NW/ W]</b>	[Valid=13725 /-] [Invalid=0 /-]



## File : 27 AN&Island

### # SOF: SOURCE OF FINANCE

Value	Label	Cases	Percentage
1	Assistance under IRDP	2	0.0%
2	Assistance under other poverty alleviation programs(TRYSEM/DWCARA/toll kits)	2	0.0%
3	Borrowing from institutions	322	2.3%
4	Borrowing from non-institutions	33	0.2%
5	Self financing	10995	80.1%
6	Others	2371	17.3%

*Warning: these figures indicate the number of cases found in the data file. They cannot be interpreted as summary statistics of the population of interest.*

### # T\_ADULT\_M: TOTAL ADULT MALE

**Information** [Type= discrete] [Format=character] [Missing=\*]

**Statistics [NW/ W]** [Valid=13725 /-] [Invalid=0 /-]

Value	Label	Cases	Percentage
00000		514	3.7%
00001		6596	48.1%
00002		3047	22.2%
00003		1206	8.8%
00004		704	5.1%
00005		365	2.7%
00006		255	1.9%
00007		165	1.2%
00008		156	1.1%
00009		122	0.9%
00010		99	0.7%
00011		40	0.3%
00012		63	0.5%
00013		16	0.1%
00014		26	0.2%
00015		48	0.3%
00016		16	0.1%
00017		8	0.1%
00018		18	0.1%
00019		11	0.1%
00020		22	0.2%
00021		10	0.1%
00022		14	0.1%
00023		4	0.0%
00024		7	0.1%
00025		20	0.1%
00026		11	0.1%
00027		6	0.0%
00028		6	0.0%
00029		4	0.0%
00030		15	0.1%

**File : 27 AN&Island**

**# T\_ADULT\_M: TOTAL ADULT MALE**

Value	Label	Cases	Percentage
00031		3	0.0%
00032		7	0.1%
00035		6	0.0%
00036		2	0.0%
00037		4	0.0%
00038		2	0.0%
00039		3	0.0%
00040		8	0.1%
00042		2	0.0%
00043		1	0.0%
00044		1	0.0%
00045		6	0.0%
00046		1	0.0%
00047		2	0.0%
00048		1	0.0%
00050		4	0.0%
00051		1	0.0%
00052		7	0.1%
00053		1	0.0%
00054		1	0.0%
00055		3	0.0%
00056		2	0.0%
00060		2	0.0%
00062		2	0.0%
00063		2	0.0%
00064		1	0.0%
00065		1	0.0%
00067		3	0.0%
00068		1	0.0%
00073		1	0.0%
00075		1	0.0%
00077		2	0.0%
00078		1	0.0%
00079		1	0.0%
00080		7	0.1%
00083		1	0.0%
00085		1	0.0%
00096		1	0.0%
00099		1	0.0%
00106		2	0.0%
00108		3	0.0%
00117		2	0.0%
00121		1	0.0%

## File : 27 AN&Island

### # T\_ADULT\_M: TOTAL ADULT MALE

Value	Label	Cases	Percentage
00122		1	0.0%
00127		1	0.0%
00132		1	0.0%
00157		1	0.0%
00159		2	0.0%
00165		1	0.0%
00167		1	0.0%
00173		1	0.0%
00177		1	0.0%
00180		1	0.0%
00182		2	0.0%
00187		1	0.0%
00200		2	0.0%
00201		1	0.0%
00205		1	0.0%
00235		1	0.0%
00300		1	0.0%
00395		1	0.0%
00765		1	0.0%
00795		1	0.0%
00990		1	0.0%
01000		1	0.0%
03000		1	0.0%

Warning: these figures indicate the number of cases found in the data file. They cannot be interpreted as summary statistics of the population of interest.

### # T\_ADULT\_F: TOTAL ADULT FEMALE

**Information** [Type= discrete] [Format=character] [Missing=\*]

**Statistics [NW/ W]** [Valid=13725 /-] [Invalid=0 /-]

Value	Label	Cases	Percentage
00000		9376	68.3%
00001		2947	21.5%
00002		741	5.4%
00003		227	1.7%
00004		108	0.8%
00005		58	0.4%
00006		43	0.3%
00007		22	0.2%
00008		31	0.2%
00009		17	0.1%
00010		26	0.2%
00011		7	0.1%
00012		12	0.1%
00013		10	0.1%
00014		10	0.1%

## File : 27 AN&Island

### # T\_ADULT\_F: TOTAL ADULT FEMALE

Value	Label	Cases	Percentage
00015		13	0.1%
00016		8	0.1%
00017		3	0.0%
00018		5	0.0%
00019		2	0.0%
00020		7	0.1%
00021		2	0.0%
00022		3	0.0%
00023		2	0.0%
00025		3	0.0%
00026		4	0.0%
00027		1	0.0%
00028		1	0.0%
00029		4	0.0%
00030		6	0.0%
00032		1	0.0%
00033		4	0.0%
00038		3	0.0%
00040		3	0.0%
00042		1	0.0%
00045		1	0.0%
00047		1	0.0%
00060		1	0.0%
00080		1	0.0%
00081		1	0.0%
00084		1	0.0%
00090		1	0.0%
00100		1	0.0%
00122		1	0.0%
00132		1	0.0%
00150		1	0.0%
00219		1	0.0%
00403		1	0.0%
00500		1	0.0%

Warning: these figures indicate the number of cases found in the data file. They cannot be interpreted as summary statistics of the population of interest.

### # T\_CHILD\_M: TOTAL CHIELD MALE

<b>Information</b>	[Type= discrete] [Format=character] [Missing=*]		
<b>Statistics [NW/ W]</b>	[Valid=13725 /-] [Invalid=0 /-]		
Value	Label	Cases	Percentage
00000		12802	93.3%
00001		658	4.8%
00002		200	1.5%
00003		35	0.3%

## File : 27 AN&Island

### # T\_CHILD\_M: TOTAL CHIELD MALE

Value	Label	Cases	Percentage
00004		26	0.2%
00005		4	0.0%

Warning: these figures indicate the number of cases found in the data file. They cannot be interpreted as summary statistics of the population of interest.

### # T\_CHILD\_F: TOTAL CHIELD FEMALE

<b>Information</b>	[Type= discrete] [Format=character] [Missing=*]
<b>Statistics [NW/ W]</b>	[Valid=13725 /-] [Invalid=0 /-]

Value	Label	Cases	Percentage
00000		13476	98.2%
00001		197	1.4%
00002		40	0.3%
00003		11	0.1%
00004		1	0.0%

Warning: these figures indicate the number of cases found in the data file. They cannot be interpreted as summary statistics of the population of interest.

### # TOT: TOTAL OF TOTAL

<b>Information</b>	[Type= discrete] [Format=character] [Missing=*]
<b>Statistics [NW/ W]</b>	[Valid=13725 /-] [Invalid=0 /-]

Value	Label	Cases	Percentage
00001		4860	35.4%
00002		3948	28.8%
00003		1591	11.6%
00004		967	7.0%
00005		581	4.2%
00006		413	3.0%
00007		250	1.8%
00008		190	1.4%
00009		158	1.2%
00010		107	0.8%
00011		45	0.3%
00012		79	0.6%
00013		33	0.2%
00014		33	0.2%
00015		48	0.3%
00016		36	0.3%
00017		21	0.2%
00018		18	0.1%
00019		15	0.1%
00020		34	0.2%
00021		19	0.1%
00022		11	0.1%
00023		8	0.1%
00024		9	0.1%
00025		18	0.1%

**File : 27 AN&Island**

**# TOT: TOTAL OF TOTAL**

Value	Label	Cases	Percentage
00026		5	0.0%
00027		8	0.1%
00028		6	0.0%
00029		8	0.1%
00030		12	0.1%
00031		4	0.0%
00032		7	0.1%
00033		4	0.0%
00034		6	0.0%
00035		7	0.1%
00036		2	0.0%
00037		3	0.0%
00038		10	0.1%
00039		1	0.0%
00040		13	0.1%
00041		5	0.0%
00042		5	0.0%
00044		3	0.0%
00045		8	0.1%
00046		2	0.0%
00047		2	0.0%
00048		3	0.0%
00049		1	0.0%
00050		6	0.0%
00052		1	0.0%
00053		3	0.0%
00054		3	0.0%
00055		3	0.0%
00056		1	0.0%
00058		1	0.0%
00060		7	0.1%
00061		2	0.0%
00062		3	0.0%
00063		1	0.0%
00064		2	0.0%
00065		3	0.0%
00067		3	0.0%
00068		1	0.0%
00069		1	0.0%
00070		2	0.0%
00071		3	0.0%
00072		2	0.0%
00075		2	0.0%

**File : 27 AN&Island**

**# TOT: TOTAL OF TOTAL**

<b>Value</b>	<b>Label</b>	<b>Cases</b>	<b>Percentage</b>
00076		1	0.0%
00078		1	0.0%
00079		2	0.0%
00080		7	0.1%
00082		1	0.0%
00087		1	0.0%
00088		2	0.0%
00090		3	0.0%
00098		1	0.0%
00099		1	0.0%
00103		1	0.0%
00106		1	0.0%
00108		2	0.0%
00110		1	0.0%
00120		3	0.0%
00127		1	0.0%
00130		1	0.0%
00137		1	0.0%
00145		1	0.0%
00147		1	0.0%
00148		1	0.0%
00159		1	0.0%
00172		1	0.0%
00176		1	0.0%
00181		1	0.0%
00182		1	0.0%
00203		2	0.0%
00206		1	0.0%
00207		1	0.0%
00217		1	0.0%
00235		1	0.0%
00245		1	0.0%
00253		1	0.0%
00281		1	0.0%
00304		1	0.0%
00306		1	0.0%
00350		1	0.0%
00428		1	0.0%
00576		1	0.0%
00879		1	0.0%
00984		1	0.0%
01080		1	0.0%
01100		1	0.0%

## File : 27 AN&Island

### # TOT: TOTAL OF TOTAL

Value	Label	Cases	Percentage
03500		1	0.0%

*Warning: these figures indicate the number of cases found in the data file. They cannot be interpreted as summary statistics of the population of interest.*

### # H\_ADULT\_M: HIRED ADULT MALE

<b>Information</b>	[Type= discrete] [Format=character] [Missing=*]
--------------------	---

<b>Statistics [NW/ W]</b>	[Valid=13725 /-] [Invalid=0 /-]
---------------------------	---------------------------------

Value	Label	Cases	Percentage
00000		8431	61.4%
00001		1901	13.9%
00002		1120	8.2%
00003		546	4.0%
00004		370	2.7%
00005		250	1.8%
00006		180	1.3%
00007		133	1.0%
00008		155	1.1%
00009		87	0.6%
00010		84	0.6%
00011		40	0.3%
00012		45	0.3%
00013		18	0.1%
00014		28	0.2%
00015		41	0.3%
00016		12	0.1%
00017		7	0.1%
00018		19	0.1%
00019		14	0.1%
00020		21	0.2%
00021		8	0.1%
00022		12	0.1%
00023		4	0.0%
00024		8	0.1%
00025		19	0.1%
00026		11	0.1%
00027		6	0.0%
00028		7	0.1%
00029		3	0.0%
00030		15	0.1%
00031		3	0.0%
00032		6	0.0%
00035		6	0.0%
00036		2	0.0%
00037		4	0.0%
00038		2	0.0%



**File : 27 AN&Island**

**# H\_ADULT\_M: HIRED ADULT MALE**

Value	Label	Cases	Percentage
00039		3	0.0%
00040		8	0.1%
00042		2	0.0%
00043		2	0.0%
00044		1	0.0%
00045		5	0.0%
00046		1	0.0%
00047		2	0.0%
00048		1	0.0%
00050		4	0.0%
00051		1	0.0%
00052		7	0.1%
00053		1	0.0%
00054		2	0.0%
00055		2	0.0%
00056		2	0.0%
00060		2	0.0%
00062		2	0.0%
00063		2	0.0%
00064		1	0.0%
00065		1	0.0%
00067		3	0.0%
00068		1	0.0%
00073		1	0.0%
00075		1	0.0%
00077		2	0.0%
00078		1	0.0%
00079		1	0.0%
00080		7	0.1%
00083		1	0.0%
00085		1	0.0%
00096		1	0.0%
00099		1	0.0%
00106		2	0.0%
00108		3	0.0%
00117		2	0.0%
00121		1	0.0%
00122		1	0.0%
00127		1	0.0%
00132		1	0.0%
00157		1	0.0%
00159		2	0.0%
00165		1	0.0%

## File : 27 AN&Island

### # H\_ADULT\_M: HIRED ADULT MALE

Value	Label	Cases	Percentage
00167		1	0.0%
00173		1	0.0%
00177		1	0.0%
00180		1	0.0%
00182		2	0.0%
00187		1	0.0%
00200		2	0.0%
00201		1	0.0%
00205		1	0.0%
00235		1	0.0%
00300		1	0.0%
00395		1	0.0%
00765		1	0.0%
00795		1	0.0%
00990		1	0.0%
01000		1	0.0%
03000		1	0.0%

Warning: these figures indicate the number of cases found in the data file. They cannot be interpreted as summary statistics of the population of interest.

### # H\_ADULT\_F: HIRED ADULT FEMALE

<b>Information</b>	[Type= discrete] [Format=character] [Missing=*]
<b>Statistics [NW/ W]</b>	[Valid=13725 /-] [Invalid=0 /-]

Value	Label	Cases	Percentage
00000		12412	90.4%
00001		514	3.7%
00002		272	2.0%
00003		129	0.9%
00004		82	0.6%
00005		52	0.4%
00006		40	0.3%
00007		22	0.2%
00008		30	0.2%
00009		17	0.1%
00010		26	0.2%
00011		7	0.1%
00012		12	0.1%
00013		10	0.1%
00014		10	0.1%
00015		13	0.1%
00016		8	0.1%
00017		3	0.0%
00018		5	0.0%
00019		2	0.0%
00020		7	0.1%

## File : 27 AN&Island

### # H\_ADULT\_F: HIRED ADULT FEMALE

Value	Label	Cases	Percentage
00021		2	0.0%
00022		3	0.0%
00023		2	0.0%
00025		3	0.0%
00026		4	0.0%
00027		1	0.0%
00028		1	0.0%
00029		4	0.0%
00030		6	0.0%
00032		1	0.0%
00033		4	0.0%
00038		3	0.0%
00040		3	0.0%
00042		1	0.0%
00045		1	0.0%
00047		1	0.0%
00060		1	0.0%
00080		1	0.0%
00081		1	0.0%
00084		1	0.0%
00090		1	0.0%
00100		1	0.0%
00122		1	0.0%
00132		1	0.0%
00150		1	0.0%
00219		1	0.0%
00403		1	0.0%
00500		1	0.0%

Warning: these figures indicate the number of cases found in the data file. They cannot be interpreted as summary statistics of the population of interest.

### # H\_CHILD\_M: HIRED CHIELD MALE

<b>Information</b>	[Type= discrete] [Format=character] [Missing=*]		
<b>Statistics [NW/ W]</b>	[Valid=13725 /-] [Invalid=0 /-]		
Value	Label	Cases	Percentage
00000		13404	97.7%
00001		203	1.5%
00002		83	0.6%
00003		17	0.1%
00004		16	0.1%
00005		2	0.0%

Warning: these figures indicate the number of cases found in the data file. They cannot be interpreted as summary statistics of the population of interest.

### # H\_CHILD\_F: HIRED CHIELD FEMALE

<b>Information</b>	[Type= discrete] [Format=character] [Missing=*]
--------------------	---

# File : 27 AN&Island

## # H\_CHILD\_F: HIRED CHIELD FEMALE

Statistics [NW/ W] [Valid=13725 /-] [Invalid=0 /-]

Value	Label	Cases	Percentage
00000		13720	100.0%
00001		3	0.0%
00002		2	0.0%

*Warning: these figures indicate the number of cases found in the data file. They cannot be interpreted as summary statistics of the population of interest.*

## # T\_HIRED: TOTAL OF HIRED

Information [Type= discrete] [Format=character] [Missing=\*]

Statistics [NW/ W] [Valid=13725 /-] [Invalid=0 /-]

Value	Label	Cases	Percentage
00000		8034	58.5%
00001		1834	13.4%
00002		1297	9.4%
00003		594	4.3%
00004		406	3.0%
00005		268	2.0%
00006		192	1.4%
00007		164	1.2%
00008		154	1.1%
00009		95	0.7%
00010		74	0.5%
00011		39	0.3%
00012		60	0.4%
00013		32	0.2%
00014		32	0.2%
00015		39	0.3%
00016		32	0.2%
00017		18	0.1%
00018		21	0.2%
00019		13	0.1%
00020		37	0.3%
00021		14	0.1%
00022		9	0.1%
00023		9	0.1%
00024		10	0.1%
00025		17	0.1%
00026		5	0.0%
00027		7	0.1%
00028		7	0.1%
00029		9	0.1%
00030		10	0.1%
00031		4	0.0%
00032		6	0.0%

**File : 27 AN&Island**

**# T\_HIRED: TOTAL OF HIRED**

Value	Label	Cases	Percentage
00033		4	0.0%
00034		6	0.0%
00035		7	0.1%
00036		2	0.0%
00037		3	0.0%
00038		10	0.1%
00039		1	0.0%
00040		13	0.1%
00041		5	0.0%
00042		5	0.0%
00044		3	0.0%
00045		9	0.1%
00046		2	0.0%
00047		1	0.0%
00048		3	0.0%
00049		1	0.0%
00050		6	0.0%
00052		1	0.0%
00053		3	0.0%
00054		4	0.0%
00055		2	0.0%
00056		1	0.0%
00058		1	0.0%
00060		7	0.1%
00061		2	0.0%
00062		3	0.0%
00063		1	0.0%
00064		2	0.0%
00065		3	0.0%
00067		3	0.0%
00068		1	0.0%
00069		1	0.0%
00070		2	0.0%
00071		3	0.0%
00072		2	0.0%
00075		2	0.0%
00076		1	0.0%
00078		1	0.0%
00079		2	0.0%
00080		7	0.1%
00082		1	0.0%
00087		1	0.0%
00088		2	0.0%

**File : 27 AN&Island**

**# T\_HIRED: TOTAL OF HIRED**

Value	Label	Cases	Percentage
00090		3	0.0%
00098		1	0.0%
00099		1	0.0%
00103		1	0.0%
00106		1	0.0%
00108		2	0.0%
00110		1	0.0%
00120		3	0.0%
00127		1	0.0%
00130		1	0.0%
00137		1	0.0%
00145		1	0.0%
00147		1	0.0%
00148		1	0.0%
00159		1	0.0%
00172		1	0.0%
00176		1	0.0%
00181		1	0.0%
00182		1	0.0%
00203		2	0.0%
00206		1	0.0%
00207		1	0.0%
00217		1	0.0%
00235		1	0.0%
00245		1	0.0%
00253		1	0.0%
00281		1	0.0%
00304		1	0.0%
00306		1	0.0%
00350		1	0.0%
00428		1	0.0%
00576		1	0.0%
00879		1	0.0%
00984		1	0.0%
01080		1	0.0%
01100		1	0.0%
03500		1	0.0%

*Warning: these figures indicate the number of cases found in the data file. They cannot be interpreted as summary statistics of the population of interest.*

**# REMAKS: REMARKS**

<b>Information</b>	[Type= discrete] [Format=character] [Missing=*]
<b>Statistics [NW/ W]</b>	[Valid=13725 /-] [Invalid=0 /-]

Value	Label	Cases	Percentage
000		13708	99.9%

## File : 27 AN&Island

### # REMAKS: REMARKS

Value	Label	Cases	Percentage
022		2	0.0%
047		6	0.0%
253		7	0.1%
270		2	0.0%

Warning: these figures indicate the number of cases found in the data file. They cannot be interpreted as summary statistics of the population of interest.

### # TYPE\_ENTERP: TYPE OF ENTERPRISE

<b>Information</b>	[Type= discrete] [Format=character] [Missing=*]
<b>Statistics [NW/ W]</b>	[Valid=13725 /-] [Invalid=0 /-]

Value	Label	Cases	Percentage
1		8034	58.5%
2		4224	30.8%
3		1467	10.7%

Warning: these figures indicate the number of cases found in the data file. They cannot be interpreted as summary statistics of the population of interest.

### # MAJOR\_ACT: MAJOR ACTIVITY CODE

<b>Information</b>	[Type= discrete] [Format=character] [Missing=*]
<b>Statistics [NW/ W]</b>	[Valid=13725 /-] [Invalid=0 /-]

Value	Label	Cases	Percentage
01		106	0.8%
02		276	2.0%
04		24	0.2%
05		2913	21.2%
06		63	0.5%
07		90	0.7%
08		86	0.6%
09		4888	35.6%
10		761	5.5%
11		930	6.8%
12		228	1.7%
13		141	1.0%
14		117	0.9%
15		3102	22.6%

Warning: these figures indicate the number of cases found in the data file. They cannot be interpreted as summary statistics of the population of interest.

### # SIZE\_EMP1: SIZE OF EMPLOYMENT CODE-

<b>Information</b>	[Type= discrete] [Format=character] [Missing=*]
<b>Statistics [NW/ W]</b>	[Valid=13725 /-] [Invalid=0 /-]

Value	Label	Cases	Percentage
1	Employee size 0 to 1	4860	35.4%
2	Employee size 2	3948	28.8%
3	Employee size 3	1591	11.6%
4	Employee size 4	967	7.0%
5	Employee size 5	581	4.2%

## File : 27 AN&Island

### # SIZE\_EMP1: SIZE OF EMPLOYMENT CODE-

Value	Label	Cases	Percentage
6	Employee size 6 to 9	1011	7.4%
7	Employee size >9	767	5.6%

Warning: these figures indicate the number of cases found in the data file. They cannot be interpreted as summary statistics of the population of interest.

### # SIZE\_EMP2: SIZE OF EMPLOYMENT CODE-

<b>Information</b>	[Type= discrete] [Format=character] [Missing=*]
<b>Statistics [NW/ W]</b>	[Valid=13725 /-] [Invalid=0 /-]

Value	Label	Cases	Percentage
01	Employee size 0 to 1	4860	35.4%
02	Employee size 2	3948	28.8%
03	Employee size 3	1591	11.6%
04	Employee size 4	967	7.0%
05	Employee size 5	581	4.2%
07	Employee size 6 to 9	1011	7.4%
08	Employee size 10 to 14	297	2.2%
09	Employee size 15 to 19	138	1.0%
10	Employee size 20 to 24	81	0.6%
11	Employee size 25 to 49	143	1.0%
12	Employee size 50 to 99	70	0.5%
13	Employee size 100 to 199	19	0.1%
14	Employee size 200 to 499	13	0.1%
15	Employee size >=500	6	0.0%

Warning: these figures indicate the number of cases found in the data file. They cannot be interpreted as summary statistics of the population of interest.

### # FITTER: FILLER

<b>Information</b>	[Type= discrete] [Format=character] [Missing=*]
<b>Statistics [NW/ W]</b>	[Valid=13725 /-] [Invalid=0 /-]

Value	Label	Cases	Percentage
0		13725	100.0%

Warning: these figures indicate the number of cases found in the data file. They cannot be interpreted as summary statistics of the population of interest.



## File : 28 Chandigarh

### # FILE\_ID: FILE-ID

**Information** [Type= discrete] [Format=character] [Missing=\*]

**Statistics [NW/ W]** [Valid=39836 /-] [Invalid=0 /-]

Value	Label	Cases	Percentage
EC98AD		39836	100.0%

*Warning: these figures indicate the number of cases found in the data file. They cannot be interpreted as summary statistics of the population of interest.*

### # ID\_NO: IDENTIFICATION NO (ID NO)

**Information** [Type= discrete] [Format=character] [Missing=\*]

**Statistics [NW/ W]** [Valid=39836 /-] [Invalid=0 /-]

Value	Label	Cases	Percentage
280100101001		95	0.2%
280100101002		87	0.2%
280100101003		42	0.1%
280100101004		232	0.6%
280100101005		104	0.3%
280100101006		133	0.3%
280100101007		116	0.3%
280100101008		260	0.7%
280100101009		252	0.6%
280100101010		225	0.6%
280100101011		237	0.6%
280100101012		160	0.4%
280100101013		84	0.2%
280100101014		224	0.6%
280100101015		139	0.3%
280100101016		315	0.8%
280100101017		80	0.2%
280101600101		2	0.0%
280101600102		78	0.2%
280101600103		13	0.0%
280101600104		5	0.0%
280101600105		10	0.0%
280101600107		1	0.0%
280101600112		9	0.0%
280101600113		64	0.2%
280101600114		1	0.0%
280101600115		5	0.0%
280101600116		15	0.0%
280101600201		7	0.0%
280101600202		7	0.0%
280101600203		8	0.0%
280101600204		2	0.0%
280101600205		17	0.0%
280101600206		12	0.0%

## File : 28 Chandigarh

### # ID\_NO: IDENTIFICATION NO (ID NO)

Value	Label	Cases	Percentage
280101600207		16	0.0%
280101600208		139	0.3%
280101600209		54	0.1%
280101600210		32	0.1%
280101600211		46	0.1%
280101600212		1	0.0%
280101600213		13	0.0%
280101600214		5	0.0%
280101600215		22	0.1%
280101600216		2	0.0%
280101600218		1	0.0%
280101600219		6	0.0%
280101600220		74	0.2%
280101600221		25	0.1%
280101600222		9	0.0%
280101600223		1	0.0%
280101600224		5	0.0%
280101600225		6	0.0%
280101600301		1200	3.0%
280101600302		2	0.0%
280101600303		1	0.0%
280101600304		61	0.2%
280101600306		194	0.5%
280101600307		6	0.0%
280101600308		234	0.6%
280101600309		76	0.2%
280101600310		10	0.0%
280101600311		3	0.0%
280101600312		4	0.0%
280101600314		9	0.0%
280101600315		2	0.0%
280101600316		97	0.2%
280101600317		6	0.0%
280101600401		9	0.0%
280101600404		6	0.0%
280101600405		44	0.1%
280101600406		87	0.2%
280101600407		143	0.4%
280101600408		1	0.0%
280101600409		12	0.0%
280101600410		7	0.0%
280101600411		1	0.0%
280101600412		9	0.0%

## File : 28 Chandigarh

### # ID\_NO: IDENTIFICATION NO (ID NO)

Value	Label	Cases	Percentage
280101600413		103	0.3%
280101600414		2	0.0%
280101600415		1	0.0%
280101600416		88	0.2%
280101600417		5	0.0%
280101600419		4	0.0%
280101600501		12	0.0%
280101600502		50	0.1%
280101600503		94	0.2%
280101600504		37	0.1%
280101600505		41	0.1%
280101600506		15	0.0%
280101600507		30	0.1%
280101600508		67	0.2%
280101600509		84	0.2%
280101600510		41	0.1%
280101600511		153	0.4%
280101600512		40	0.1%
280101600513		137	0.3%
280101600514		318	0.8%
280101600515		111	0.3%
280101600516		147	0.4%
280101600517		12	0.0%
280101600520		39	0.1%
280101600521		21	0.1%
280101600522		31	0.1%
280101600523		18	0.0%
280101600524		30	0.1%
280101600525		90	0.2%
280101600526		3	0.0%
280101600528		3	0.0%
280101600530		1	0.0%
280101600531		13	0.0%
280101600532		72	0.2%
280101600533		30	0.1%
280101600534		18	0.0%
280101600535		4	0.0%
280101600536		6	0.0%
280101600537		3	0.0%
280101600538		9	0.0%
280101600601		62	0.2%
280101600602		49	0.1%
280101600603		73	0.2%

## File : 28 Chandigarh

### # ID\_NO: IDENTIFICATION NO (ID NO)

Value	Label	Cases	Percentage
280101600604		44	0.1%
280101600605		200	0.5%
280101600606		77	0.2%
280101600607		245	0.6%
280101600608		200	0.5%
280101600609		378	0.9%
280101600610		267	0.7%
280101600611		169	0.4%
280101600612		52	0.1%
280101600613		69	0.2%
280101600614		126	0.3%
280101600701		944	2.4%
280101600702		712	1.8%
280101600703		18	0.0%
280101600704		62	0.2%
280101600705		6	0.0%
280101600706		257	0.6%
280101600707		150	0.4%
280101600708		402	1.0%
280101600709		135	0.3%
280101600710		73	0.2%
280101600711		41	0.1%
280101600712		8	0.0%
280101600713		5	0.0%
280101600714		39	0.1%
280101600715		24	0.1%
280101600716		118	0.3%
280101600717		94	0.2%
280101600801		120	0.3%
280101600802		38	0.1%
280101600803		12	0.0%
280101600804		11	0.0%
280101600805		7	0.0%
280101600806		3	0.0%
280101600808		7	0.0%
280101600809		6	0.0%
280101600810		3	0.0%
280101600811		1	0.0%
280101600812		3	0.0%
280101600813		4	0.0%
280101600814		2	0.0%
280101600815		4	0.0%
280101600816		20	0.1%

## File : 28 Chandigarh

### # ID\_NO: IDENTIFICATION NO (ID NO)

Value	Label	Cases	Percentage
280101600817		9	0.0%
280101600818		3	0.0%
280101600819		7	0.0%
280101600820		65	0.2%
280101600903		3	0.0%
280101600904		7	0.0%
280101600905		3	0.0%
280101600908		1	0.0%
280101600909		53	0.1%
280101600910		3	0.0%
280101600911		51	0.1%
280101600912		3	0.0%
280101600914		3	0.0%
280101600916		2	0.0%
280101600917		2	0.0%
280101600918		1	0.0%
280101600919		10	0.0%
280101600920		6	0.0%
280101600921		6	0.0%
280101600922		3	0.0%
280101600923		8	0.0%
280101600924		2	0.0%
280101600925		4	0.0%
280101600926		1	0.0%
280101600927		67	0.2%
280101600928		1	0.0%
280101601001		15	0.0%
280101601002		18	0.0%
280101601003		10	0.0%
280101601004		4	0.0%
280101601005		4	0.0%
280101601006		3	0.0%
280101601007		1	0.0%
280101601008		5	0.0%
280101601009		7	0.0%
280101601011		4	0.0%
280101601012		9	0.0%
280101601013		46	0.1%
280101601014		102	0.3%
280101601015		8	0.0%
280101601016		3	0.0%
280101601017		1	0.0%
280101601018		59	0.1%

## File : 28 Chandigarh

### # ID\_NO: IDENTIFICATION NO (ID NO)

Value	Label	Cases	Percentage
280101601019		4	0.0%
280101601020		13	0.0%
280101601021		8	0.0%
280101601022		2	0.0%
280101601025		3	0.0%
280101601026		4	0.0%
280101601027		5	0.0%
280101601029		2	0.0%
280101601031		11	0.0%
280101601032		22	0.1%
280101601033		24	0.1%
280101601102		7	0.0%
280101601103		2	0.0%
280101601104		1	0.0%
280101601107		3	0.0%
280101601108		1	0.0%
280101601109		2	0.0%
280101601111		88	0.2%
280101601112		2	0.0%
280101601115		68	0.2%
280101601117		3	0.0%
280101601118		10	0.0%
280101601119		5	0.0%
280101601120		5	0.0%
280101601121		6	0.0%
280101601201		9	0.0%
280101601202		10	0.0%
280101601203		1	0.0%
280101601205		27	0.1%
280101601206		4	0.0%
280101601207		3	0.0%
280101601208		7	0.0%
280101601209		272	0.7%
280101601210		17	0.0%
280101601211		1	0.0%
280101601213		13	0.0%
280101601214		2	0.0%
280101601215		8	0.0%
280101601216		4	0.0%
280101601301		6	0.0%
280101601302		7	0.0%
280101601303		6	0.0%
280101601306		4	0.0%

## File : 28 Chandigarh

### # ID\_NO: IDENTIFICATION NO (ID NO)

Value	Label	Cases	Percentage
280101601307		12	0.0%
280101601308		7	0.0%
280101601309		164	0.4%
280101601310		1	0.0%
280101601311		6	0.0%
280101601312		8	0.0%
280101601313		3	0.0%
280101601314		5	0.0%
280101601315		7	0.0%
280101601316		13	0.0%
280101601317		4	0.0%
280101601401		100	0.3%
280101601402		29	0.1%
280101601403		50	0.1%
280101601404		105	0.3%
280101601405		71	0.2%
280101601501		227	0.6%
280101601502		103	0.3%
280101601503		89	0.2%
280101601504		50	0.1%
280101601505		120	0.3%
280101601601		3	0.0%
280101601602		1	0.0%
280101601603		1	0.0%
280101601604		9	0.0%
280101601605		3	0.0%
280101601606		11	0.0%
280101601608		3	0.0%
280101601609		132	0.3%
280101601610		2	0.0%
280101601611		7	0.0%
280101601613		1	0.0%
280101601614		2	0.0%
280101601616		5	0.0%
280101601617		15	0.0%
280101601618		15	0.0%
280101601619		3	0.0%
280101601620		3	0.0%
280101601621		19	0.0%
280101601622		10	0.0%
280101601623		5	0.0%
280101601624		1	0.0%
280101601625		2	0.0%

## File : 28 Chandigarh

### # ID\_NO: IDENTIFICATION NO (ID NO)

Value	Label	Cases	Percentage
280101601626		4	0.0%
280101601627		4	0.0%
280101601629		3	0.0%
280101601633		2	0.0%
280101601634		43	0.1%
280101601635		11	0.0%
280101601636		83	0.2%
280101601701		6	0.0%
280101601702		8	0.0%
280101601703		6	0.0%
280101601705		3	0.0%
280101601706		10	0.0%
280101601707		90	0.2%
280101601714		4	0.0%
280101601715		8	0.0%
280101601720		3	0.0%
280101601721		66	0.2%
280101601801		5	0.0%
280101601802		1	0.0%
280101601803		6	0.0%
280101601804		3	0.0%
280101601806		10	0.0%
280101601807		10	0.0%
280101601808		35	0.1%
280101601809		93	0.2%
280101601810		49	0.1%
280101601811		21	0.1%
280101601812		10	0.0%
280101601813		2	0.0%
280101601814		164	0.4%
280101601815		17	0.0%
280101601816		30	0.1%
280101601817		8	0.0%
280101601818		5	0.0%
280101601819		53	0.1%
280101601820		4	0.0%
280101601821		3	0.0%
280101601822		15	0.0%
280101601823		5	0.0%
280101601824		8	0.0%
280101601825		8	0.0%
280101601826		3	0.0%
280101601827		10	0.0%



## File : 28 Chandigarh

### # ID\_NO: IDENTIFICATION NO (ID NO)

Value	Label	Cases	Percentage
280101601828		9	0.0%
280101601901		3	0.0%
280101601902		5	0.0%
280101601903		13	0.0%
280101601904		7	0.0%
280101601905		1470	3.7%
280101601906		1	0.0%
280101601907		7	0.0%
280101601908		16	0.0%
280101601909		6	0.0%
280101601910		6	0.0%
280101601911		1	0.0%
280101601913		49	0.1%
280101601914		17	0.0%
280101601915		4	0.0%
280101601916		5	0.0%
280101601917		2	0.0%
280101601918		1	0.0%
280101601919		2	0.0%
280101601921		19	0.0%
280101601922		1	0.0%
280101601923		31	0.1%
280101601924		60	0.2%
280101601925		9	0.0%
280101601926		240	0.6%
280101601927		10	0.0%
280101601928		2	0.0%
280101601930		4	0.0%
280101601931		5	0.0%
280101601932		79	0.2%
280101602001		35	0.1%
280101602002		14	0.0%
280101602003		22	0.1%
280101602004		21	0.1%
280101602006		3	0.0%
280101602007		607	1.5%
280101602008		2	0.0%
280101602009		1	0.0%
280101602010		1	0.0%
280101602011		6	0.0%
280101602012		4	0.0%
280101602013		30	0.1%
280101602014		17	0.0%

## File : 28 Chandigarh

### # ID\_NO: IDENTIFICATION NO (ID NO)

Value	Label	Cases	Percentage
280101602015		27	0.1%
280101602016		8	0.0%
280101602017		6	0.0%
280101602018		1	0.0%
280101602020		5	0.0%
280101602021		4	0.0%
280101602022		93	0.2%
280101602023		2	0.0%
280101602024		1	0.0%
280101602025		107	0.3%
280101602026		15	0.0%
280101602027		197	0.5%
280101602028		2	0.0%
280101602030		2	0.0%
280101602032		1	0.0%
280101602033		145	0.4%
280101602101		21	0.1%
280101602102		4	0.0%
280101602103		168	0.4%
280101602106		1	0.0%
280101602110		2	0.0%
280101602112		1	0.0%
280101602113		5	0.0%
280101602114		1	0.0%
280101602115		98	0.2%
280101602116		22	0.1%
280101602117		7	0.0%
280101602119		4	0.0%
280101602120		7	0.0%
280101602121		1	0.0%
280101602123		4	0.0%
280101602124		1	0.0%
280101602125		3	0.0%
280101602126		14	0.0%
280101602127		2	0.0%
280101602201		5	0.0%
280101602202		1	0.0%
280101602203		1	0.0%
280101602204		4	0.0%
280101602205		86	0.2%
280101602206		5	0.0%
280101602207		1	0.0%
280101602208		125	0.3%

## File : 28 Chandigarh

### # ID\_NO: IDENTIFICATION NO (ID NO)

Value	Label	Cases	Percentage
280101602209		5	0.0%
280101602210		13	0.0%
280101602211		72	0.2%
280101602213		2	0.0%
280101602215		1	0.0%
280101602216		9	0.0%
280101602217		26	0.1%
280101602302		4	0.0%
280101602303		7	0.0%
280101602304		13	0.0%
280101602305		42	0.1%
280101602306		45	0.1%
280101602309		70	0.2%
280101602310		8	0.0%
280101602313		1	0.0%
280101602315		5	0.0%
280101602316		20	0.1%
280101602317		21	0.1%
280101602318		26	0.1%
280101602319		1	0.0%
280101602320		1	0.0%
280101602322		13	0.0%
280101602323		10	0.0%
280101602402		4	0.0%
280101602403		58	0.1%
280101602404		57	0.1%
280101602405		80	0.2%
280101602406		55	0.1%
280101602409		3	0.0%
280101602410		11	0.0%
280101602411		106	0.3%
280101602414		201	0.5%
280101602501		4	0.0%
280101602502		1	0.0%
280101602503		9	0.0%
280101602504		3	0.0%
280101602506		1	0.0%
280101602507		3	0.0%
280101602508		2	0.0%
280101602509		3	0.0%
280101602510		58	0.1%
280101602511		2	0.0%
280101602512		77	0.2%

## File : 28 Chandigarh

### # ID\_NO: IDENTIFICATION NO (ID NO)

Value	Label	Cases	Percentage
280101602513		27	0.1%
280101602514		9	0.0%
280101602515		14	0.0%
280101602516		7	0.0%
280101602517		3	0.0%
280101602518		4	0.0%
280101602519		6	0.0%
280101602520		126	0.3%
280101602521		1	0.0%
280101602524		2	0.0%
280101602525		7	0.0%
280101602526		1	0.0%
280101602527		1	0.0%
280101602529		2	0.0%
280101602531		7	0.0%
280101602532		8	0.0%
280101602533		12	0.0%
280101602534		81	0.2%
280101602601		203	0.5%
280101602602		22	0.1%
280101602603		12	0.0%
280101602604		15	0.0%
280101602605		1	0.0%
280101602607		15	0.0%
280101602608		6	0.0%
280101602609		11	0.0%
280101602610		12	0.0%
280101602612		6	0.0%
280101602613		9	0.0%
280101602617		2	0.0%
280101602618		284	0.7%
280101602701		8	0.0%
280101602702		9	0.0%
280101602703		6	0.0%
280101602704		3	0.0%
280101602705		52	0.1%
280101602706		85	0.2%
280101602707		92	0.2%
280101602708		81	0.2%
280101602709		1	0.0%
280101602710		1	0.0%
280101602712		21	0.1%
280101602713		47	0.1%

## File : 28 Chandigarh

### # ID\_NO: IDENTIFICATION NO (ID NO)

Value	Label	Cases	Percentage
280101602715		7	0.0%
280101602716		3	0.0%
280101602717		7	0.0%
280101602718		1	0.0%
280101602719		1	0.0%
280101602720		322	0.8%
280101602723		2	0.0%
280101602725		6	0.0%
280101602726		107	0.3%
280101602728		3	0.0%
280101602801		4	0.0%
280101602802		4	0.0%
280101602804		19	0.0%
280101602805		5	0.0%
280101602806		6	0.0%
280101602807		3	0.0%
280101602808		1	0.0%
280101602809		5	0.0%
280101602810		3	0.0%
280101602811		1	0.0%
280101602814		455	1.1%
280101602819		3	0.0%
280101602820		4	0.0%
280101602822		3	0.0%
280101602823		1	0.0%
280101602825		3	0.0%
280101602826		1	0.0%
280101602827		8	0.0%
280101602828		4	0.0%
280101602829		8	0.0%
280101602830		10	0.0%
280101602831		5	0.0%
280101602832		13	0.0%
280101602901		5	0.0%
280101602902		6	0.0%
280101602903		17	0.0%
280101602904		1	0.0%
280101602905		1	0.0%
280101602906		4	0.0%
280101602907		21	0.1%
280101602908		34	0.1%
280101602909		48	0.1%
280101602911		49	0.1%

## File : 28 Chandigarh

### # ID\_NO: IDENTIFICATION NO (ID NO)

Value	Label	Cases	Percentage
280101602912		2	0.0%
280101602913		2	0.0%
280101602915		21	0.1%
280101603001		6	0.0%
280101603002		1	0.0%
280101603003		1	0.0%
280101603004		1	0.0%
280101603005		4	0.0%
280101603006		1	0.0%
280101603007		2	0.0%
280101603008		1	0.0%
280101603009		5	0.0%
280101603010		4	0.0%
280101603011		1	0.0%
280101603014		1	0.0%
280101603015		3	0.0%
280101603016		2	0.0%
280101603017		6	0.0%
280101603018		1	0.0%
280101603020		1	0.0%
280101603022		170	0.4%
280101603023		2	0.0%
280101603024		1	0.0%
280101603025		1	0.0%
280101603026		2	0.0%
280101603027		4	0.0%
280101603028		1	0.0%
280101603030		1	0.0%
280101603101		95	0.2%
280101603102		51	0.1%
280101603103		40	0.1%
280101603104		231	0.6%
280101603105		74	0.2%
280101603106		29	0.1%
280101603107		11	0.0%
280101603110		3	0.0%
280101603111		1	0.0%
280101603112		2	0.0%
280101603113		2	0.0%
280101603114		1	0.0%
280101603115		1	0.0%
280101603116		1	0.0%
280101603117		1	0.0%

## File : 28 Chandigarh

### # ID\_NO: IDENTIFICATION NO (ID NO)

Value	Label	Cases	Percentage
280101603118		6	0.0%
280101603119		4	0.0%
280101603120		2	0.0%
280101603121		3	0.0%
280101603201		32	0.1%
280101603202		20	0.1%
280101603203		35	0.1%
280101603204		113	0.3%
280101603205		14	0.0%
280101603206		8	0.0%
280101603207		6	0.0%
280101603208		4	0.0%
280101603209		24	0.1%
280101603210		2	0.0%
280101603211		6	0.0%
280101603212		9	0.0%
280101603213		21	0.1%
280101603214		4	0.0%
280101603215		6	0.0%
280101603216		5	0.0%
280101603217		39	0.1%
280101603218		11	0.0%
280101603219		2	0.0%
280101603220		4	0.0%
280101603221		24	0.1%
280101603222		9	0.0%
280101603301		3	0.0%
280101603303		1	0.0%
280101603304		2	0.0%
280101603306		1	0.0%
280101603307		2	0.0%
280101603308		8	0.0%
280101603309		4	0.0%
280101603310		5	0.0%
280101603312		2	0.0%
280101603313		1	0.0%
280101603314		7	0.0%
280101603315		6	0.0%
280101603316		1	0.0%
280101603317		1	0.0%
280101603318		1	0.0%
280101603320		7	0.0%
280101603322		1	0.0%

## File : 28 Chandigarh

### # ID\_NO: IDENTIFICATION NO (ID NO)

Value	Label	Cases	Percentage
280101603323		8	0.0%
280101603324		8	0.0%
280101603325		6	0.0%
280101603326		2	0.0%
280101603327		2	0.0%
280101603328		8	0.0%
280101603329		5	0.0%
280101603330		4	0.0%
280101603331		5	0.0%
280101603401		183	0.5%
280101603402		166	0.4%
280101603403		60	0.2%
280101603404		75	0.2%
280101603407		7	0.0%
280101603408		106	0.3%
280101603409		120	0.3%
280101603410		4	0.0%
280101603412		2	0.0%
280101603413		2	0.0%
280101603416		2	0.0%
280101603501		130	0.3%
280101603502		77	0.2%
280101603503		304	0.8%
280101603504		30	0.1%
280101603505		110	0.3%
280101603506		77	0.2%
280101603507		17	0.0%
280101603508		35	0.1%
280101603509		222	0.6%
280101603510		52	0.1%
280101603511		2	0.0%
280101603512		3	0.0%
280101603513		1	0.0%
280101603514		4	0.0%
280101603515		2	0.0%
280101603516		5	0.0%
280101603517		4	0.0%
280101603518		320	0.8%
280101603520		5	0.0%
280101603522		2	0.0%
280101603523		11	0.0%
280101603601		27	0.1%
280101603602		11	0.0%



## File : 28 Chandigarh

### # ID\_NO: IDENTIFICATION NO (ID NO)

Value	Label	Cases	Percentage
280101603603		11	0.0%
280101603604		20	0.1%
280101603702		15	0.0%
280101603703		2	0.0%
280101603704		8	0.0%
280101603801		31	0.1%
280101603902		9	0.0%
280101603903		25	0.1%
280101603904		6	0.0%
280101603905		32	0.1%
280101603906		35	0.1%
280101603907		94	0.2%
280101603908		53	0.1%
280101603909		43	0.1%
280101603910		91	0.2%
280101603911		46	0.1%
280101603912		60	0.2%
280101603913		40	0.1%
280101603914		23	0.1%
280101603915		54	0.1%
280101603916		9	0.0%
280101603917		19	0.0%
280101603918		22	0.1%
280101603919		66	0.2%
280101603920		17	0.0%
280101603921		49	0.1%
280101603922		38	0.1%
280101603923		22	0.1%
280101603924		21	0.1%
280101603925		26	0.1%
280101603926		40	0.1%
280101603927		44	0.1%
280101603928		26	0.1%
280101603929		9	0.0%
280101603930		10	0.0%
280101603931		54	0.1%
280101603932		53	0.1%
280101603933		28	0.1%
280101603934		50	0.1%
280101604001		261	0.7%
280101604201		3	0.0%
280101604301		4	0.0%
280101604401		46	0.1%

## File : 28 Chandigarh

### # ID\_NO: IDENTIFICATION NO (ID NO)

Value	Label	Cases	Percentage
280101604601		3685	9.3%
280101604801		78	0.2%
280101604802		89	0.2%
280101604803		30	0.1%
280101604804		23	0.1%
280101604805		35	0.1%
280101604806		28	0.1%
280101604807		58	0.1%
280101604808		66	0.2%
280101604809		36	0.1%
280101604810		64	0.2%
280101604811		32	0.1%
280101604901		14	0.0%
280101604902		50	0.1%
280101604903		69	0.2%
280101604904		14	0.0%
280101604905		45	0.1%
280101604906		47	0.1%
280101604907		55	0.1%
280101604908		90	0.2%
280101604909		99	0.2%
280101604910		57	0.1%
280101604911		40	0.1%
280101604912		46	0.1%
280101604913		35	0.1%
280101604914		50	0.1%
280101604915		53	0.1%
280101604916		18	0.0%
280101604917		24	0.1%
280101604918		121	0.3%
280101604919		31	0.1%
280101604920		52	0.1%
280101605001		97	0.2%
280101605002		27	0.1%
280101605003		8	0.0%
280101605004		28	0.1%
280101605005		17	0.0%
280101605006		2	0.0%
280101605008		35	0.1%
280101605101		338	0.8%
280101605102		19	0.0%
280101605103		21	0.1%
280101605104		3	0.0%

## File : 28 Chandigarh

### # ID\_NO: IDENTIFICATION NO (ID NO)

Value	Label	Cases	Percentage
280101605105		1	0.0%
280101605106		1	0.0%
280101605107		38	0.1%
280101605108		13	0.0%
280101605109		38	0.1%
280101605201		1046	2.6%
280101605202		51	0.1%
280101605203		73	0.2%
280101605204		67	0.2%
280101605205		48	0.1%
280101605206		30	0.1%
280101605207		71	0.2%
280101605208		80	0.2%
280101605209		9	0.0%
280101605210		6	0.0%
280101605211		16	0.0%
280101605212		4	0.0%
280101605213		125	0.3%
280101605214		53	0.1%
280101605215		40	0.1%
280101605216		27	0.1%
280101605217		33	0.1%
280101605219		6	0.0%
280101605220		15	0.0%
280101605221		8	0.0%
280101605222		15	0.0%
280101605223		48	0.1%
280101605224		11	0.0%
280101605225		33	0.1%
280101605301		14	0.0%
280101605302		66	0.2%
280101605303		15	0.0%
280101605305		20	0.1%
280101605306		37	0.1%
280101605307		23	0.1%
280101605308		1	0.0%
280101605309		98	0.2%
280101605310		5	0.0%
280101605311		43	0.1%
280101605313		12	0.0%
280101605314		26	0.1%
280101605317		38	0.1%
280101605318		26	0.1%

## File : 28 Chandigarh

### # ID\_NO: IDENTIFICATION NO (ID NO)

Value	Label	Cases	Percentage
280101605319		13	0.0%
280101605401		35	0.1%
280101605402		39	0.1%
280101605403		86	0.2%
280101605404		22	0.1%
280101605405		88	0.2%
280101605406		22	0.1%
280101605407		51	0.1%
280101605408		160	0.4%
280101605409		77	0.2%
280101605410		46	0.1%
280101605411		34	0.1%
280101605412		103	0.3%
280101605413		192	0.5%
280101605414		75	0.2%
280101605415		121	0.3%
280101605416		87	0.2%
280101605417		28	0.1%
280101605418		32	0.1%
280101605420		6	0.0%
280101605421		17	0.0%
280101605422		13	0.0%
280101605423		71	0.2%
280101605424		121	0.3%
280101605425		12	0.0%
280101605426		36	0.1%
280101605427		10	0.0%
280101605428		27	0.1%
280101605501		71	0.2%
280101605502		105	0.3%
280101605503		97	0.2%
280101605504		80	0.2%
280101605505		27	0.1%

Warning: these figures indicate the number of cases found in the data file. They cannot be interpreted as summary statistics of the population of interest.

### # ST: STATE CODE

<b>Information</b>	[Type= discrete] [Format=character] [Missing=*]		
<b>Statistics [NW/ W]</b>	[Valid=39836 /-] [Invalid=0 /-]		
Value	Label	Cases	Percentage
28	Chandigarh	39836	100.0%

Warning: these figures indicate the number of cases found in the data file. They cannot be interpreted as summary statistics of the population of interest.

### # DT: DISTRICT CODE

<b>Information</b>	[Type= discrete] [Format=character] [Missing=*]
--------------------	---

## File : 28 Chandigarh

### # DT: DISTRICT CODE

Statistics [NW/ W] [Valid=39836 /-] [Invalid=0 /-]

Value	Label	Cases	Percentage
01	CHANDIGARH	39836	100.0%

Warning: these figures indicate the number of cases found in the data file. They cannot be interpreted as summary statistics of the population of interest.

### # TEH: TEHSIL CODE

Information [Type= discrete] [Format=character] [Missing=\*]

Statistics [NW/ W] [Valid=39836 /-] [Invalid=0 /-]

Value	Label	Cases	Percentage
000		37051	93.0%
001		2785	7.0%

Warning: these figures indicate the number of cases found in the data file. They cannot be interpreted as summary statistics of the population of interest.

### # CD\_BLOCK: CD BLOCK

Information [Type= discrete] [Format=character] [Missing=\*]

Statistics [NW/ W] [Valid=39836 /-] [Invalid=0 /-]

Value	Label	Cases	Percentage
00		36469	91.5%
01		2788	7.0%
03		218	0.5%
15		53	0.1%
20		51	0.1%
25		144	0.4%
40		25	0.1%
50		88	0.2%

Warning: these figures indicate the number of cases found in the data file. They cannot be interpreted as summary statistics of the population of interest.

### # SECTOR: SECTOR CODE

Information [Type= discrete] [Format=character] [Missing=\*]

Statistics [NW/ W] [Valid=39836 /-] [Invalid=0 /-]

Value	Label	Cases	Percentage
1	Rural	2785	7.0%
2	Urban	37051	93.0%

Warning: these figures indicate the number of cases found in the data file. They cannot be interpreted as summary statistics of the population of interest.

### # V\_C: VILLAGE CODE

Information [Type= discrete] [Format=character] [Missing=\*]

Statistics [NW/ W] [Valid=39836 /-] [Invalid=0 /-]

Value	Label	Cases	Percentage
001		95	0.2%
002		87	0.2%
003		42	0.1%
004		232	0.6%
005		104	0.3%
006		133	0.3%

## File : 28 Chandigarh

### # V\_C: VILLAGE CODE

Value	Label	Cases	Percentage
007		116	0.3%
008		260	0.7%
009		252	0.6%
010		225	0.6%
011		237	0.6%
012		160	0.4%
013		84	0.2%
014		224	0.6%
015		139	0.3%
016		37366	93.8%
017		80	0.2%

Warning: these figures indicate the number of cases found in the data file. They cannot be interpreted as summary statistics of the population of interest.

### # WARD: WARD CODE

<b>Information</b>	[Type= discrete] [Format=character] [Missing=*]
<b>Statistics [NW/ W]</b>	[Valid=39836 /-] [Invalid=0 /-]

Value	Label	Cases	Percentage
000		38855	97.5%
015		981	2.5%

Warning: these figures indicate the number of cases found in the data file. They cannot be interpreted as summary statistics of the population of interest.

### # IV\_UNIT: IV UNIT

<b>Information</b>	[Type= discrete] [Format=character] [Missing=*]
<b>Statistics [NW/ W]</b>	[Valid=39836 /-] [Invalid=0 /-]

Value	Label	Cases	Percentage
000		2785	7.0%
001		203	0.5%
002		510	1.3%
003		1905	4.8%
004		522	1.3%
005		1780	4.5%
006		2011	5.0%
007		3088	7.8%
008		325	0.8%
009		240	0.6%
010		397	1.0%
011		203	0.5%
012		378	0.9%
013		253	0.6%
014		355	0.9%
015		589	1.5%
016		403	1.0%
017		204	0.5%
018		587	1.5%

## File : 28 Chandigarh

### # IV\_UNIT: IV UNIT

Value	Label	Cases	Percentage
019		2075	5.2%
020		1379	3.5%
021		366	0.9%
022		356	0.9%
023		287	0.7%
024		575	1.4%
025		481	1.2%
026		598	1.5%
027		865	2.2%
028		569	1.4%
029		211	0.5%
030		223	0.6%
031		558	1.4%
032		398	1.0%
033		101	0.3%
034		727	1.8%
035		1413	3.5%
036		69	0.2%
037		25	0.1%
038		31	0.1%
039		1214	3.0%
040		261	0.7%
042		3	0.0%
043		4	0.0%
044		46	0.1%
046		3685	9.3%
048		539	1.4%
049		1010	2.5%
050		214	0.5%
051		472	1.2%
052		1915	4.8%
053		437	1.1%
054		1611	4.0%
055		380	1.0%

Warning: these figures indicate the number of cases found in the data file. They cannot be interpreted as summary statistics of the population of interest.

### # UFS\_BLOCK: UFS BLOCK

Value	Label	Cases	Percentage
00		2785	7.0%
01		9214	23.1%
02		1990	5.0%
03		1584	4.0%

## File : 28 Chandigarh

### # UFS\_BLOCK: UFS BLOCK

Value	Label	Cases	Percentage
04		1273	3.2%
05		2808	7.0%
06		1211	3.0%
07		1894	4.8%
08		2028	5.1%
09		2396	6.0%
10		959	2.4%
11		1050	2.6%
12		500	1.3%
13		1063	2.7%
14		1728	4.3%
15		748	1.9%
16		775	1.9%
17		426	1.1%
18		951	2.4%
19		231	0.6%
20		786	2.0%
21		280	0.7%
22		428	1.1%
23		249	0.6%
24		272	0.7%
25		326	0.8%
26		473	1.2%
27		364	0.9%
28		86	0.2%
29		29	0.1%
30		32	0.1%
31		100	0.3%
32		248	0.6%
33		241	0.6%
34		192	0.5%
35		15	0.0%
36		89	0.2%
37		3	0.0%
38		9	0.0%

Warning: these figures indicate the number of cases found in the data file. They cannot be interpreted as summary statistics of the population of interest.

### # P\_NO: PAGE NO

**Information** [Type= discrete] [Format=character] [Missing=\*]

**Statistics [NW/ W]** [Valid=39836 /-] [Invalid=0 /-]

Value	Label	Cases	Percentage
001		3576	9.0%
002		2501	6.3%
003		2013	5.1%



## File : 28 Chandigarh

# P\_NO: PAGE NO

Value	Label	Cases	Percentage
004		1830	4.6%
005		1622	4.1%
006		1497	3.8%
007		1411	3.5%
008		1287	3.2%
009		1186	3.0%
010		1126	2.8%
011		1042	2.6%
012		942	2.4%
013		901	2.3%
014		861	2.2%
015		784	2.0%
016		729	1.8%
017		681	1.7%
018		653	1.6%
019		589	1.5%
020		557	1.4%
021		531	1.3%
022		488	1.2%
023		482	1.2%
024		454	1.1%
025		409	1.0%
026		387	1.0%
027		377	0.9%
028		351	0.9%
029		338	0.8%
030		345	0.9%
031		325	0.8%
032		323	0.8%
033		308	0.8%
034		295	0.7%
035		273	0.7%
036		269	0.7%
037		259	0.7%
038		270	0.7%
039		261	0.7%
040		252	0.6%
041		236	0.6%
042		230	0.6%
043		228	0.6%
044		216	0.5%
045		207	0.5%
046		200	0.5%

## File : 28 Chandigarh

# P\_NO: PAGE NO

Value	Label	Cases	Percentage
047		196	0.5%
048		178	0.4%
049		166	0.4%
050		167	0.4%
051		167	0.4%
052		154	0.4%
053		155	0.4%
054		147	0.4%
055		144	0.4%
056		144	0.4%
057		139	0.3%
058		129	0.3%
059		138	0.3%
060		133	0.3%
061		130	0.3%
062		120	0.3%
063		122	0.3%
064		115	0.3%
065		107	0.3%
066		108	0.3%
067		99	0.2%
068		97	0.2%
069		106	0.3%
070		103	0.3%
071		101	0.3%
072		94	0.2%
073		101	0.3%
074		100	0.3%
075		92	0.2%
076		89	0.2%
077		89	0.2%
078		106	0.3%
079		96	0.2%
080		97	0.2%
081		99	0.2%
082		98	0.2%
083		85	0.2%
084		89	0.2%
085		80	0.2%
086		82	0.2%
087		80	0.2%
088		75	0.2%
089		80	0.2%

## File : 28 Chandigarh

### # P\_NO: PAGE NO

Value	Label	Cases	Percentage
090		89	0.2%
091		78	0.2%
092		78	0.2%
093		82	0.2%
094		85	0.2%
095		76	0.2%
096		79	0.2%
097		72	0.2%
098		82	0.2%
099		10	0.0%
125		3	0.0%
143		1	0.0%
218		1	0.0%
240		1	0.0%

Warning: these figures indicate the number of cases found in the data file. They cannot be interpreted as summary statistics of the population of interest.

### # LINE\_NO: LINE NUMBER

<b>Information</b>	[Type= discrete] [Format=character] [Missing=*]
<b>Statistics [NW/ W]</b>	[Valid=39836 /-] [Invalid=0 /-]

### # PREM\_S: PREMISES STATUS

<b>Information</b>	[Type= discrete] [Format=character] [Missing=*]
<b>Statistics [NW/ W]</b>	[Valid=39836 /-] [Invalid=0 /-]

Value	Label	Cases	Percentage
1	Without premises	11728	29.4%
2	With Premises	28108	70.6%

Warning: these figures indicate the number of cases found in the data file. They cannot be interpreted as summary statistics of the population of interest.

### # SRL\_NO: RUNNING SERIAL NUMBER

<b>Information</b>	[Type= discrete] [Format=character] [Missing=*]
<b>Statistics [NW/ W]</b>	[Valid=39836 /-] [Invalid=0 /-]

### # NIC: NIC

<b>Information</b>	[Type= discrete] [Format=character] [Missing=*]
<b>Statistics [NW/ W]</b>	[Valid=39836 /-] [Invalid=0 /-]

Frequency table not shown (1291 Modalities)

### # AGRI\_NON\_AGRI: AGRILAND NON-AGRI.

<b>Information</b>	[Type= discrete] [Format=character] [Missing=*]
<b>Statistics [NW/ W]</b>	[Valid=39836 /-] [Invalid=0 /-]

Value	Label	Cases	Percentage
1	Agriculture	1136	2.9%
2	Non-Agriculture	38700	97.1%

Warning: these figures indicate the number of cases found in the data file. They cannot be interpreted as summary statistics of the population of interest.

## File : 28 Chandigarh

### # NOP: NATURE OF OPERATION

**Information** [Type= discrete] [Format=character] [Missing=\*]

**Statistics [NW/ W]** [Valid=39836 /-] [Invalid=0 /-]

Value	Label	Cases	Percentage
1	Perennial	38336	96.2%
2	Non-Perennial	1500	3.8%

*Warning: these figures indicate the number of cases found in the data file. They cannot be interpreted as summary statistics of the population of interest.*

### # OWN\_SHIP: OWNERSHIP CODE

**Information** [Type= discrete] [Format=character] [Missing=\*]

**Statistics [NW/ W]** [Valid=39836 /-] [Invalid=0 /-]

Value	Label	Cases	Percentage
1	Private Non-Profit Institutions	291	0.7%
2	Private Others	37678	94.6%
3	Co-operatives	133	0.3%
4	Governments	1734	4.4%

*Warning: these figures indicate the number of cases found in the data file. They cannot be interpreted as summary statistics of the population of interest.*

### # SG: SOCIAL GROUP CODE

**Information** [Type= discrete] [Format=character] [Missing=\*]

**Statistics [NW/ W]** [Valid=39836 /-] [Invalid=0 /-]

Value	Label	Cases	Percentage
1	ST Female	0	
2	ST Male	0	
3	SC Female	187	0.5%
4	SC Male	3379	8.5%
5	OBC Female	225	0.6%
6	OBC Male	5434	13.6%
7	Others Female	444	1.1%
8	Others Male	28009	70.3%
9	Other than private enterprises	2158	5.4%

*Warning: these figures indicate the number of cases found in the data file. They cannot be interpreted as summary statistics of the population of interest.*

### # P\_F\_USED: POWER/FUEL USED

**Information** [Type= discrete] [Format=character] [Missing=\*]

**Statistics [NW/ W]** [Valid=39836 /-] [Invalid=0 /-]

Value	Label	Cases	Percentage
0	Without power	30914	77.6%
1	Electricity	6647	16.7%
2	Coal/soft coke	297	0.7%
3	Patrol/Diesel	563	1.4%
4	LPG/Natural Gas	392	1.0%
5	Fire wood	93	0.2%
6	Kerosene	675	1.7%
7	Animal power	83	0.2%
8	"Non-conventional energy (bio-gas, solar & wind energy)	25	0.1%

## File : 28 Chandigarh

### # P\_F\_USED: POWER/FUEL USED

Value	Label	Cases	Percentage
9	Others	147	0.4%

*Warning: these figures indicate the number of cases found in the data file. They cannot be interpreted as summary statistics of the population of interest.*

### # Y\_OPRA: YEAR OF OPERATION

<b>Information</b>	[Type= discrete] [Format=character] [Missing=*]
<b>Statistics [NW/ W]</b>	[Valid=39836 /-] [Invalid=0 /-]

Value	Label	Cases	Percentage
0	Less than 1 year	3544	8.9%
1	Completed 1 year	3005	7.5%
2	Completed 2 years	2969	7.5%
3	Completed 3 years	2454	6.2%
4	Completed 4 years	2587	6.5%
5	Completed 5 years	3608	9.1%
6	Completed 6 years	2840	7.1%
7	Completed 7 years	1450	3.6%
8	Completed 8 years	1719	4.3%
9	Completed 9 years or more	15660	39.3%

*Warning: these figures indicate the number of cases found in the data file. They cannot be interpreted as summary statistics of the population of interest.*

### # REGISN: REGISTRATION CODE

<b>Information</b>	[Type= discrete] [Format=character] [Missing=*]
<b>Statistics [NW/ W]</b>	[Valid=39836 /-] [Invalid=0 /-]

Value	Label	Cases	Percentage
00		38415	96.4%
11		179	0.4%
12		10	0.0%
22		1227	3.1%
23		2	0.0%
26		1	0.0%
28		1	0.0%
67		1	0.0%

*Warning: these figures indicate the number of cases found in the data file. They cannot be interpreted as summary statistics of the population of interest.*

### # SOF: SOURCE OF FINANCE

<b>Information</b>	[Type= discrete] [Format=character] [Missing=*]
<b>Statistics [NW/ W]</b>	[Valid=39836 /-] [Invalid=0 /-]

Value	Label	Cases	Percentage
1	Assistance under IRDP	0	
2	Assistance under other poverty alleviation programs(TRYSEM/DWCARA/toll kits)	0	
3	Borrowing from institutions	839	2.1%
4	Borrowing from non-institutions	103	0.3%
5	Self financing	33964	85.3%
6	Others	4930	12.4%

*Warning: these figures indicate the number of cases found in the data file. They cannot be interpreted as summary statistics of the population of interest.*

# File : 28 Chandigarh

## # T\_ADULT\_M: TOTAL ADULT MALE

**Information** [Type= discrete] [Format=character] [Missing=\*]

**Statistics [NW/ W]** [Valid=39836 /-] [Invalid=0 /-]

Value	Label	Cases	Percentage
00000		818	2.1%
00001		22197	55.7%
00002		6123	15.4%
00003		3310	8.3%
00004		1777	4.5%
00005		1215	3.1%
00006		789	2.0%
00007		566	1.4%
00008		493	1.2%
00009		316	0.8%
00010		233	0.6%
00011		162	0.4%
00012		165	0.4%
00013		98	0.2%
00014		95	0.2%
00015		124	0.3%
00016		83	0.2%
00017		60	0.2%
00018		65	0.2%
00019		49	0.1%
00020		89	0.2%
00021		49	0.1%
00022		42	0.1%
00023		35	0.1%
00024		38	0.1%
00025		41	0.1%
00026		29	0.1%
00027		23	0.1%
00028		22	0.1%
00029		12	0.0%
00030		29	0.1%
00031		18	0.0%
00032		15	0.0%
00033		13	0.0%
00034		15	0.0%
00035		23	0.1%
00036		11	0.0%
00037		20	0.1%
00038		19	0.0%
00039		13	0.0%
00040		20	0.1%

**File : 28 Chandigarh****# T\_ADULT\_M: TOTAL ADULT MALE**

<b>Value</b>	<b>Label</b>	<b>Cases</b>	<b>Percentage</b>
00041		10	0.0%
00042		9	0.0%
00043		7	0.0%
00044		11	0.0%
00045		8	0.0%
00046		8	0.0%
00047		18	0.0%
00048		7	0.0%
00049		11	0.0%
00050		15	0.0%
00051		10	0.0%
00052		9	0.0%
00053		6	0.0%
00054		11	0.0%
00055		4	0.0%
00056		9	0.0%
00057		5	0.0%
00058		8	0.0%
00059		6	0.0%
00060		11	0.0%
00061		3	0.0%
00062		5	0.0%
00063		7	0.0%
00064		5	0.0%
00065		11	0.0%
00066		3	0.0%
00067		2	0.0%
00068		9	0.0%
00069		1	0.0%
00070		10	0.0%
00071		5	0.0%
00072		3	0.0%
00073		5	0.0%
00074		3	0.0%
00075		5	0.0%
00077		6	0.0%
00078		4	0.0%
00080		4	0.0%
00081		4	0.0%
00082		3	0.0%
00083		3	0.0%
00084		4	0.0%
00085		3	0.0%

**File : 28 Chandigarh****# T\_ADULT\_M: TOTAL ADULT MALE**

<b>Value</b>	<b>Label</b>	<b>Cases</b>	<b>Percentage</b>
00086		4	0.0%
00088		2	0.0%
00090		4	0.0%
00091		2	0.0%
00092		4	0.0%
00093		2	0.0%
00094		2	0.0%
00095		2	0.0%
00096		3	0.0%
00097		2	0.0%
00098		8	0.0%
00099		3	0.0%
00100		5	0.0%
00102		3	0.0%
00103		2	0.0%
00104		1	0.0%
00105		1	0.0%
00106		1	0.0%
00107		1	0.0%
00108		1	0.0%
00110		3	0.0%
00111		2	0.0%
00112		1	0.0%
00114		1	0.0%
00115		2	0.0%
00116		4	0.0%
00117		2	0.0%
00119		3	0.0%
00121		1	0.0%
00122		2	0.0%
00123		1	0.0%
00126		1	0.0%
00128		1	0.0%
00129		2	0.0%
00131		2	0.0%
00132		1	0.0%
00133		1	0.0%
00134		1	0.0%
00137		2	0.0%
00138		1	0.0%
00139		1	0.0%
00140		3	0.0%
00141		1	0.0%



**File : 28 Chandigarh****# T\_ADULT\_M: TOTAL ADULT MALE**

<b>Value</b>	<b>Label</b>	<b>Cases</b>	<b>Percentage</b>
00145		1	0.0%
00146		2	0.0%
00147		1	0.0%
00148		1	0.0%
00149		2	0.0%
00150		7	0.0%
00151		2	0.0%
00153		1	0.0%
00154		1	0.0%
00160		2	0.0%
00161		1	0.0%
00162		1	0.0%
00165		2	0.0%
00166		2	0.0%
00167		1	0.0%
00170		3	0.0%
00171		1	0.0%
00172		1	0.0%
00173		1	0.0%
00174		2	0.0%
00179		1	0.0%
00180		1	0.0%
00185		1	0.0%
00187		2	0.0%
00190		2	0.0%
00193		1	0.0%
00196		1	0.0%
00199		1	0.0%
00200		3	0.0%
00203		2	0.0%
00207		1	0.0%
00210		1	0.0%
00214		1	0.0%
00216		1	0.0%
00217		1	0.0%
00219		1	0.0%
00222		1	0.0%
00225		2	0.0%
00229		1	0.0%
00230		1	0.0%
00234		1	0.0%
00235		1	0.0%
00237		1	0.0%

**File : 28 Chandigarh****# T\_ADULT\_M: TOTAL ADULT MALE**

<b>Value</b>	<b>Label</b>	<b>Cases</b>	<b>Percentage</b>
00239		1	0.0%
00241		1	0.0%
00242		1	0.0%
00249		1	0.0%
00250		2	0.0%
00251		1	0.0%
00255		1	0.0%
00256		2	0.0%
00260		1	0.0%
00268		1	0.0%
00269		1	0.0%
00272		1	0.0%
00280		1	0.0%
00287		1	0.0%
00295		1	0.0%
00306		1	0.0%
00310		2	0.0%
00312		1	0.0%
00326		1	0.0%
00331		1	0.0%
00335		2	0.0%
00347		1	0.0%
00350		1	0.0%
00358		1	0.0%
00360		1	0.0%
00375		1	0.0%
00389		1	0.0%
00400		2	0.0%
00404		1	0.0%
00431		1	0.0%
00435		1	0.0%
00444		1	0.0%
00446		1	0.0%
00460		1	0.0%
00482		1	0.0%
00486		1	0.0%
00498		1	0.0%
00507		1	0.0%
00513		1	0.0%
00536		2	0.0%
00550		1	0.0%
00565		1	0.0%
00586		1	0.0%

## File : 28 Chandigarh

### # T\_ADULT\_M: TOTAL ADULT MALE

Value	Label	Cases	Percentage
00587		1	0.0%
00600		1	0.0%
00605		1	0.0%
00644		1	0.0%
00656		1	0.0%
00676		1	0.0%
00700		2	0.0%
00710		1	0.0%
00727		1	0.0%
00733		1	0.0%
00741		1	0.0%
00762		1	0.0%
00768		1	0.0%
00774		1	0.0%
00800		1	0.0%
00817		1	0.0%
00844		1	0.0%
00871		1	0.0%
01002		1	0.0%
01099		1	0.0%
01106		1	0.0%
01250		1	0.0%
01682		1	0.0%
01818		1	0.0%
03898		1	0.0%

Warning: these figures indicate the number of cases found in the data file. They cannot be interpreted as summary statistics of the population of interest.

### # T\_ADULT\_F: TOTAL ADULT FEMALE

Value	Label	Cases	Percentage
00000		34444	86.5%
00001		2919	7.3%
00002		754	1.9%
00003		359	0.9%
00004		253	0.6%
00005		161	0.4%
00006		127	0.3%
00007		94	0.2%
00008		83	0.2%
00009		64	0.2%
00010		60	0.2%
00011		28	0.1%
00012		39	0.1%

## File : 28 Chandigarh

### # T\_ADULT\_F: TOTAL ADULT FEMALE

Value	Label	Cases	Percentage
00013		33	0.1%
00014		29	0.1%
00015		29	0.1%
00016		12	0.0%
00017		15	0.0%
00018		18	0.0%
00019		7	0.0%
00020		19	0.0%
00021		11	0.0%
00022		11	0.0%
00023		11	0.0%
00024		6	0.0%
00025		13	0.0%
00026		8	0.0%
00027		9	0.0%
00028		13	0.0%
00029		3	0.0%
00030		12	0.0%
00031		6	0.0%
00032		6	0.0%
00033		4	0.0%
00034		3	0.0%
00035		4	0.0%
00036		5	0.0%
00037		8	0.0%
00038		6	0.0%
00039		3	0.0%
00040		6	0.0%
00041		6	0.0%
00042		2	0.0%
00043		4	0.0%
00044		3	0.0%
00045		6	0.0%
00046		5	0.0%
00047		3	0.0%
00048		3	0.0%
00049		2	0.0%
00050		6	0.0%
00051		2	0.0%
00052		1	0.0%
00053		1	0.0%
00054		2	0.0%
00055		4	0.0%

**File : 28 Chandigarh****# T\_ADULT\_F: TOTAL ADULT FEMALE**

<b>Value</b>	<b>Label</b>	<b>Cases</b>	<b>Percentage</b>
00056		5	0.0%
00058		2	0.0%
00059		2	0.0%
00060		8	0.0%
00061		2	0.0%
00062		2	0.0%
00064		1	0.0%
00065		3	0.0%
00066		3	0.0%
00067		1	0.0%
00068		3	0.0%
00070		3	0.0%
00072		4	0.0%
00075		3	0.0%
00077		4	0.0%
00078		1	0.0%
00080		3	0.0%
00081		1	0.0%
00087		1	0.0%
00089		1	0.0%
00092		1	0.0%
00094		2	0.0%
00095		1	0.0%
00099		1	0.0%
00100		3	0.0%
00101		1	0.0%
00102		1	0.0%
00107		1	0.0%
00110		1	0.0%
00115		1	0.0%
00120		1	0.0%
00122		1	0.0%
00125		1	0.0%
00150		1	0.0%
00151		1	0.0%
00153		3	0.0%
00162		1	0.0%
00168		1	0.0%
00170		1	0.0%
00180		2	0.0%
00196		2	0.0%
00200		1	0.0%
00209		1	0.0%

## File : 28 Chandigarh

### # T\_ADULT\_F: TOTAL ADULT FEMALE

Value	Label	Cases	Percentage
00215		1	0.0%
00226		1	0.0%
00350		1	0.0%
00384		1	0.0%
00461		1	0.0%
00550		1	0.0%
00665		1	0.0%
00700		1	0.0%

Warning: these figures indicate the number of cases found in the data file. They cannot be interpreted as summary statistics of the population of interest.

### # T\_CHILD\_M: TOTAL CHIELD MALE

<b>Information</b>	[Type= discrete] [Format=character] [Missing=*]
<b>Statistics [NW/ W]</b>	[Valid=39836 /-] [Invalid=0 /-]

Value	Label	Cases	Percentage
00000		39377	98.8%
00001		376	0.9%
00002		76	0.2%
00003		4	0.0%
00004		1	0.0%
00006		1	0.0%
00015		1	0.0%

Warning: these figures indicate the number of cases found in the data file. They cannot be interpreted as summary statistics of the population of interest.

### # T\_CHILD\_F: TOTAL CHIELD FEMALE

<b>Information</b>	[Type= discrete] [Format=character] [Missing=*]
<b>Statistics [NW/ W]</b>	[Valid=39836 /-] [Invalid=0 /-]

Value	Label	Cases	Percentage
00000		39734	99.7%
00001		75	0.2%
00002		17	0.0%
00003		5	0.0%
00005		2	0.0%
00006		1	0.0%
00007		1	0.0%
00010		1	0.0%

Warning: these figures indicate the number of cases found in the data file. They cannot be interpreted as summary statistics of the population of interest.

### # TOT: TOTAL OF TOTAL

<b>Information</b>	[Type= discrete] [Format=character] [Missing=*]
<b>Statistics [NW/ W]</b>	[Valid=39836 /-] [Invalid=0 /-]

Value	Label	Cases	Percentage
00001		21409	53.7%
00002		6610	16.6%
00003		3527	8.9%

## File : 28 Chandigarh

### # TOT: TOTAL OF TOTAL

Value	Label	Cases	Percentage
00004		1957	4.9%
00005		1323	3.3%
00006		907	2.3%
00007		601	1.5%
00008		507	1.3%
00009		344	0.9%
00010		302	0.8%
00011		180	0.5%
00012		176	0.4%
00013		117	0.3%
00014		106	0.3%
00015		151	0.4%
00016		95	0.2%
00017		67	0.2%
00018		61	0.2%
00019		48	0.1%
00020		102	0.3%
00021		47	0.1%
00022		43	0.1%
00023		43	0.1%
00024		46	0.1%
00025		56	0.1%
00026		27	0.1%
00027		30	0.1%
00028		20	0.1%
00029		21	0.1%
00030		41	0.1%
00031		16	0.0%
00032		20	0.1%
00033		18	0.0%
00034		24	0.1%
00035		31	0.1%
00036		26	0.1%
00037		14	0.0%
00038		11	0.0%
00039		15	0.0%
00040		36	0.1%
00041		11	0.0%
00042		14	0.0%
00043		3	0.0%
00044		9	0.0%
00045		12	0.0%
00046		9	0.0%

**File : 28 Chandigarh****# TOT: TOTAL OF TOTAL**

<b>Value</b>	<b>Label</b>	<b>Cases</b>	<b>Percentage</b>
00047		8	0.0%
00048		10	0.0%
00049		8	0.0%
00050		32	0.1%
00051		8	0.0%
00052		5	0.0%
00053		9	0.0%
00054		9	0.0%
00055		11	0.0%
00056		4	0.0%
00057		12	0.0%
00058		9	0.0%
00059		12	0.0%
00060		23	0.1%
00061		6	0.0%
00062		10	0.0%
00063		5	0.0%
00064		6	0.0%
00065		10	0.0%
00066		1	0.0%
00067		7	0.0%
00068		7	0.0%
00069		7	0.0%
00070		15	0.0%
00071		6	0.0%
00072		5	0.0%
00073		3	0.0%
00074		5	0.0%
00075		12	0.0%
00076		3	0.0%
00077		6	0.0%
00078		2	0.0%
00079		2	0.0%
00080		10	0.0%
00081		10	0.0%
00082		5	0.0%
00083		5	0.0%
00084		1	0.0%
00085		7	0.0%
00086		2	0.0%
00087		5	0.0%
00088		4	0.0%
00090		4	0.0%



**File : 28 Chandigarh****# TOT: TOTAL OF TOTAL**

<b>Value</b>	<b>Label</b>	<b>Cases</b>	<b>Percentage</b>
00091		5	0.0%
00092		3	0.0%
00093		2	0.0%
00094		2	0.0%
00095		1	0.0%
00096		2	0.0%
00097		2	0.0%
00098		5	0.0%
00099		3	0.0%
00100		10	0.0%
00101		3	0.0%
00102		1	0.0%
00103		1	0.0%
00104		5	0.0%
00105		4	0.0%
00107		1	0.0%
00109		2	0.0%
00110		4	0.0%
00111		1	0.0%
00112		1	0.0%
00113		3	0.0%
00114		1	0.0%
00115		3	0.0%
00118		3	0.0%
00119		3	0.0%
00120		1	0.0%
00121		2	0.0%
00122		1	0.0%
00123		1	0.0%
00124		3	0.0%
00125		3	0.0%
00126		1	0.0%
00127		1	0.0%
00128		1	0.0%
00129		1	0.0%
00131		2	0.0%
00132		4	0.0%
00133		2	0.0%
00135		1	0.0%
00139		1	0.0%
00140		4	0.0%
00142		1	0.0%
00143		1	0.0%

**File : 28 Chandigarh****# TOT: TOTAL OF TOTAL**

<b>Value</b>	<b>Label</b>	<b>Cases</b>	<b>Percentage</b>
00147		2	0.0%
00148		1	0.0%
00150		6	0.0%
00151		1	0.0%
00154		1	0.0%
00155		1	0.0%
00156		1	0.0%
00157		1	0.0%
00159		1	0.0%
00160		2	0.0%
00163		1	0.0%
00168		1	0.0%
00169		1	0.0%
00170		1	0.0%
00171		2	0.0%
00172		1	0.0%
00174		1	0.0%
00175		1	0.0%
00177		1	0.0%
00178		1	0.0%
00179		3	0.0%
00180		2	0.0%
00182		1	0.0%
00187		2	0.0%
00188		1	0.0%
00190		2	0.0%
00196		1	0.0%
00200		6	0.0%
00201		2	0.0%
00202		1	0.0%
00203		1	0.0%
00205		2	0.0%
00207		1	0.0%
00208		2	0.0%
00209		1	0.0%
00213		1	0.0%
00215		1	0.0%
00216		1	0.0%
00218		1	0.0%
00220		2	0.0%
00222		1	0.0%
00224		1	0.0%
00225		3	0.0%

**File : 28 Chandigarh****# TOT: TOTAL OF TOTAL**

<b>Value</b>	<b>Label</b>	<b>Cases</b>	<b>Percentage</b>
00228		3	0.0%
00230		1	0.0%
00231		2	0.0%
00234		2	0.0%
00235		2	0.0%
00236		1	0.0%
00243		1	0.0%
00245		1	0.0%
00249		1	0.0%
00250		3	0.0%
00252		1	0.0%
00258		1	0.0%
00265		1	0.0%
00271		1	0.0%
00272		1	0.0%
00274		2	0.0%
00275		2	0.0%
00279		2	0.0%
00280		1	0.0%
00282		1	0.0%
00293		1	0.0%
00297		2	0.0%
00299		1	0.0%
00301		1	0.0%
00311		1	0.0%
00313		1	0.0%
00314		1	0.0%
00315		2	0.0%
00318		1	0.0%
00333		1	0.0%
00340		1	0.0%
00350		4	0.0%
00352		1	0.0%
00364		1	0.0%
00371		1	0.0%
00384		1	0.0%
00394		1	0.0%
00403		1	0.0%
00404		1	0.0%
00408		1	0.0%
00414		1	0.0%
00415		1	0.0%
00416		1	0.0%

**File : 28 Chandigarh****# TOT: TOTAL OF TOTAL**

Value	Label	Cases	Percentage
00430		1	0.0%
00448		1	0.0%
00450		1	0.0%
00456		1	0.0%
00476		1	0.0%
00500		2	0.0%
00507		1	0.0%
00529		1	0.0%
00535		1	0.0%
00545		1	0.0%
00562		1	0.0%
00567		1	0.0%
00631		1	0.0%
00672		1	0.0%
00678		1	0.0%
00681		1	0.0%
00700		1	0.0%
00716		1	0.0%
00720		1	0.0%
00733		1	0.0%
00739		1	0.0%
00750		1	0.0%
00752		1	0.0%
00768		1	0.0%
00777		1	0.0%
00792		1	0.0%
00797		1	0.0%
00840		1	0.0%
00871		1	0.0%
00885		1	0.0%
00897		1	0.0%
00900		1	0.0%
00946		1	0.0%
01024		2	0.0%
01109		1	0.0%
01142		1	0.0%
01250		1	0.0%
01285		1	0.0%
01500		1	0.0%
01567		1	0.0%
01792		1	0.0%
02202		1	0.0%
04078		1	0.0%

*Warning: these figures indicate the number of cases found in the data file. They cannot be interpreted as summary statistics of the population of interest.*

# File : 28 Chandigarh

## # H\_ADULT\_M: HIRED ADULT MALE

**Information** [Type= discrete] [Format=character] [Missing=\*]

**Statistics [NW/ W]** [Valid=39836 /-] [Invalid=0 /-]

Value	Label	Cases	Percentage
00000		24103	60.5%
00001		5466	13.7%
00002		3141	7.9%
00003		1729	4.3%
00004		1107	2.8%
00005		719	1.8%
00006		582	1.5%
00007		423	1.1%
00008		345	0.9%
00009		201	0.5%
00010		205	0.5%
00011		126	0.3%
00012		125	0.3%
00013		77	0.2%
00014		101	0.3%
00015		106	0.3%
00016		61	0.2%
00017		59	0.1%
00018		55	0.1%
00019		54	0.1%
00020		77	0.2%
00021		37	0.1%
00022		46	0.1%
00023		29	0.1%
00024		41	0.1%
00025		37	0.1%
00026		26	0.1%
00027		19	0.0%
00028		21	0.1%
00029		13	0.0%
00030		26	0.1%
00031		17	0.0%
00032		14	0.0%
00033		16	0.0%
00034		16	0.0%
00035		20	0.1%
00036		11	0.0%
00037		21	0.1%
00038		20	0.1%
00039		13	0.0%
00040		19	0.0%

**File : 28 Chandigarh****# H\_ADULT\_M: HIRED ADULT MALE**

<b>Value</b>	<b>Label</b>	<b>Cases</b>	<b>Percentage</b>
00041		7	0.0%
00042		9	0.0%
00043		7	0.0%
00044		9	0.0%
00045		9	0.0%
00046		9	0.0%
00047		16	0.0%
00048		8	0.0%
00049		10	0.0%
00050		15	0.0%
00051		8	0.0%
00052		10	0.0%
00053		5	0.0%
00054		12	0.0%
00055		3	0.0%
00056		10	0.0%
00057		5	0.0%
00058		8	0.0%
00059		8	0.0%
00060		11	0.0%
00061		2	0.0%
00062		5	0.0%
00063		5	0.0%
00064		4	0.0%
00065		11	0.0%
00066		3	0.0%
00067		2	0.0%
00068		9	0.0%
00069		1	0.0%
00070		12	0.0%
00071		5	0.0%
00072		1	0.0%
00073		4	0.0%
00074		3	0.0%
00075		5	0.0%
00077		6	0.0%
00078		4	0.0%
00080		5	0.0%
00081		4	0.0%
00082		4	0.0%
00083		2	0.0%
00084		3	0.0%
00085		4	0.0%

**File : 28 Chandigarh****# H\_ADULT\_M: HIRED ADULT MALE**

<b>Value</b>	<b>Label</b>	<b>Cases</b>	<b>Percentage</b>
00086		3	0.0%
00088		3	0.0%
00089		1	0.0%
00090		2	0.0%
00091		2	0.0%
00092		4	0.0%
00093		2	0.0%
00094		2	0.0%
00095		2	0.0%
00096		4	0.0%
00097		1	0.0%
00098		8	0.0%
00099		3	0.0%
00100		6	0.0%
00102		3	0.0%
00103		2	0.0%
00104		1	0.0%
00106		1	0.0%
00108		1	0.0%
00110		4	0.0%
00111		2	0.0%
00112		1	0.0%
00114		1	0.0%
00115		2	0.0%
00116		4	0.0%
00117		2	0.0%
00119		3	0.0%
00120		1	0.0%
00121		1	0.0%
00122		1	0.0%
00123		1	0.0%
00126		1	0.0%
00128		1	0.0%
00129		2	0.0%
00131		2	0.0%
00132		1	0.0%
00133		1	0.0%
00134		1	0.0%
00137		2	0.0%
00138		1	0.0%
00139		1	0.0%
00140		3	0.0%
00141		1	0.0%

**File : 28 Chandigarh****# H\_ADULT\_M: HIRED ADULT MALE**

<b>Value</b>	<b>Label</b>	<b>Cases</b>	<b>Percentage</b>
00145		1	0.0%
00146		2	0.0%
00147		1	0.0%
00148		1	0.0%
00149		2	0.0%
00150		7	0.0%
00151		1	0.0%
00153		1	0.0%
00154		1	0.0%
00160		2	0.0%
00161		1	0.0%
00162		1	0.0%
00165		2	0.0%
00166		2	0.0%
00167		1	0.0%
00170		3	0.0%
00171		1	0.0%
00172		2	0.0%
00173		1	0.0%
00174		1	0.0%
00179		1	0.0%
00180		1	0.0%
00185		1	0.0%
00186		1	0.0%
00187		1	0.0%
00190		2	0.0%
00193		1	0.0%
00196		1	0.0%
00199		2	0.0%
00200		2	0.0%
00203		2	0.0%
00207		1	0.0%
00210		1	0.0%
00214		1	0.0%
00216		1	0.0%
00217		1	0.0%
00219		1	0.0%
00222		1	0.0%
00225		2	0.0%
00229		1	0.0%
00230		1	0.0%
00234		2	0.0%
00237		1	0.0%



**File : 28 Chandigarh****# H\_ADULT\_M: HIRED ADULT MALE**

<b>Value</b>	<b>Label</b>	<b>Cases</b>	<b>Percentage</b>
00239		1	0.0%
00241		1	0.0%
00242		1	0.0%
00245		1	0.0%
00250		2	0.0%
00251		1	0.0%
00255		1	0.0%
00256		2	0.0%
00260		1	0.0%
00268		1	0.0%
00269		1	0.0%
00272		1	0.0%
00280		1	0.0%
00287		1	0.0%
00295		1	0.0%
00298		1	0.0%
00310		2	0.0%
00312		1	0.0%
00326		1	0.0%
00331		1	0.0%
00335		2	0.0%
00347		1	0.0%
00350		1	0.0%
00358		1	0.0%
00360		1	0.0%
00375		1	0.0%
00386		1	0.0%
00400		2	0.0%
00404		1	0.0%
00431		1	0.0%
00435		1	0.0%
00444		1	0.0%
00446		1	0.0%
00460		1	0.0%
00482		1	0.0%
00486		1	0.0%
00498		1	0.0%
00507		1	0.0%
00513		1	0.0%
00536		2	0.0%
00550		1	0.0%
00565		1	0.0%
00586		1	0.0%

## File : 28 Chandigarh

### # H\_ADULT\_M: HIRED ADULT MALE

Value	Label	Cases	Percentage
00587		1	0.0%
00600		1	0.0%
00605		1	0.0%
00644		1	0.0%
00656		1	0.0%
00676		1	0.0%
00700		2	0.0%
00710		1	0.0%
00727		1	0.0%
00733		1	0.0%
00741		1	0.0%
00762		1	0.0%
00768		1	0.0%
00774		1	0.0%
00800		1	0.0%
00817		1	0.0%
00844		1	0.0%
00871		1	0.0%
01002		1	0.0%
01099		1	0.0%
01106		1	0.0%
01250		1	0.0%
01682		1	0.0%
01818		1	0.0%
03898		1	0.0%

Warning: these figures indicate the number of cases found in the data file. They cannot be interpreted as summary statistics of the population of interest.

### # H\_ADULT\_F: HIRED ADULT FEMALE

Value	Label	Cases	Percentage
00000		36381	91.3%
00001		1293	3.2%
00002		574	1.4%
00003		307	0.8%
00004		217	0.5%
00005		157	0.4%
00006		113	0.3%
00007		89	0.2%
00008		76	0.2%
00009		64	0.2%
00010		55	0.1%
00011		29	0.1%
00012		35	0.1%

## File : 28 Chandigarh

### # H\_ADULT\_F: HIRED ADULT FEMALE

Value	Label	Cases	Percentage
00013		31	0.1%
00014		29	0.1%
00015		29	0.1%
00016		12	0.0%
00017		15	0.0%
00018		16	0.0%
00019		6	0.0%
00020		19	0.0%
00021		11	0.0%
00022		11	0.0%
00023		11	0.0%
00024		6	0.0%
00025		13	0.0%
00026		8	0.0%
00027		9	0.0%
00028		13	0.0%
00029		3	0.0%
00030		12	0.0%
00031		6	0.0%
00032		6	0.0%
00033		4	0.0%
00034		3	0.0%
00035		4	0.0%
00036		5	0.0%
00037		9	0.0%
00038		5	0.0%
00039		3	0.0%
00040		6	0.0%
00041		6	0.0%
00042		2	0.0%
00043		4	0.0%
00044		3	0.0%
00045		6	0.0%
00046		5	0.0%
00047		3	0.0%
00048		3	0.0%
00049		2	0.0%
00050		6	0.0%
00051		2	0.0%
00052		1	0.0%
00053		1	0.0%
00054		2	0.0%
00055		4	0.0%

**File : 28 Chandigarh****# H\_ADULT\_F: HIRED ADULT FEMALE**

<b>Value</b>	<b>Label</b>	<b>Cases</b>	<b>Percentage</b>
00056		5	0.0%
00058		3	0.0%
00059		2	0.0%
00060		7	0.0%
00061		2	0.0%
00062		2	0.0%
00064		1	0.0%
00065		3	0.0%
00066		3	0.0%
00067		1	0.0%
00068		3	0.0%
00070		3	0.0%
00072		4	0.0%
00075		3	0.0%
00077		4	0.0%
00078		1	0.0%
00080		3	0.0%
00081		1	0.0%
00087		1	0.0%
00089		1	0.0%
00092		1	0.0%
00094		2	0.0%
00095		1	0.0%
00099		1	0.0%
00100		3	0.0%
00101		1	0.0%
00102		1	0.0%
00107		1	0.0%
00110		1	0.0%
00115		1	0.0%
00120		1	0.0%
00122		1	0.0%
00125		1	0.0%
00150		1	0.0%
00151		1	0.0%
00153		3	0.0%
00162		1	0.0%
00168		1	0.0%
00170		1	0.0%
00180		2	0.0%
00196		2	0.0%
00200		1	0.0%
00209		1	0.0%

## File : 28 Chandigarh

### # H\_ADULT\_F: HIRED ADULT FEMALE

Value	Label	Cases	Percentage
00215		1	0.0%
00226		1	0.0%
00350		1	0.0%
00384		1	0.0%
00461		1	0.0%
00550		1	0.0%
00665		1	0.0%
00700		1	0.0%

Warning: these figures indicate the number of cases found in the data file. They cannot be interpreted as summary statistics of the population of interest.

### # H\_CHILD\_M: HIRED CHIELD MALE

<b>Information</b>	[Type= discrete] [Format=character] [Missing=*]
<b>Statistics [NW/ W]</b>	[Valid=39836 /-] [Invalid=0 /-]

Value	Label	Cases	Percentage
00000		39718	99.7%
00001		97	0.2%
00002		15	0.0%
00003		4	0.0%
00006		1	0.0%
00015		1	0.0%

Warning: these figures indicate the number of cases found in the data file. They cannot be interpreted as summary statistics of the population of interest.

### # H\_CHILD\_F: HIRED CHIELD FEMALE

<b>Information</b>	[Type= discrete] [Format=character] [Missing=*]
<b>Statistics [NW/ W]</b>	[Valid=39836 /-] [Invalid=0 /-]

Value	Label	Cases	Percentage
00000		39828	100.0%
00001		2	0.0%
00002		4	0.0%
00003		1	0.0%
00010		1	0.0%

Warning: these figures indicate the number of cases found in the data file. They cannot be interpreted as summary statistics of the population of interest.

### # T\_HIRED: TOTAL OF HIRED

<b>Information</b>	[Type= discrete] [Format=character] [Missing=*]
<b>Statistics [NW/ W]</b>	[Valid=39836 /-] [Invalid=0 /-]

Value	Label	Cases	Percentage
00000		23663	59.4%
00001		5184	13.0%
00002		3251	8.2%
00003		1798	4.5%
00004		1156	2.9%
00005		798	2.0%
00006		606	1.5%

## File : 28 Chandigarh

### # T\_HIRED: TOTAL OF HIRED

Value	Label	Cases	Percentage
00007		416	1.0%
00008		371	0.9%
00009		225	0.6%
00010		243	0.6%
00011		126	0.3%
00012		143	0.4%
00013		86	0.2%
00014		108	0.3%
00015		138	0.3%
00016		69	0.2%
00017		62	0.2%
00018		54	0.1%
00019		52	0.1%
00020		91	0.2%
00021		30	0.1%
00022		43	0.1%
00023		39	0.1%
00024		44	0.1%
00025		54	0.1%
00026		19	0.0%
00027		29	0.1%
00028		20	0.1%
00029		21	0.1%
00030		38	0.1%
00031		14	0.0%
00032		19	0.0%
00033		19	0.0%
00034		23	0.1%
00035		32	0.1%
00036		24	0.1%
00037		12	0.0%
00038		11	0.0%
00039		19	0.0%
00040		33	0.1%
00041		9	0.0%
00042		13	0.0%
00043		4	0.0%
00044		11	0.0%
00045		9	0.0%
00046		11	0.0%
00047		6	0.0%
00048		11	0.0%
00049		8	0.0%

**File : 28 Chandigarh****# T\_HIRED: TOTAL OF HIRED**

<b>Value</b>	<b>Label</b>	<b>Cases</b>	<b>Percentage</b>
00050		31	0.1%
00051		5	0.0%
00052		6	0.0%
00053		8	0.0%
00054		9	0.0%
00055		11	0.0%
00056		6	0.0%
00057		10	0.0%
00058		10	0.0%
00059		12	0.0%
00060		25	0.1%
00061		6	0.0%
00062		8	0.0%
00063		4	0.0%
00064		5	0.0%
00065		10	0.0%
00066		2	0.0%
00067		7	0.0%
00068		8	0.0%
00069		7	0.0%
00070		15	0.0%
00071		5	0.0%
00072		5	0.0%
00073		3	0.0%
00074		5	0.0%
00075		11	0.0%
00076		3	0.0%
00077		6	0.0%
00078		2	0.0%
00079		2	0.0%
00080		10	0.0%
00081		10	0.0%
00082		6	0.0%
00083		4	0.0%
00084		1	0.0%
00085		6	0.0%
00086		3	0.0%
00087		4	0.0%
00088		4	0.0%
00089		1	0.0%
00090		4	0.0%
00091		5	0.0%
00092		2	0.0%

**File : 28 Chandigarh****# T\_HIRED: TOTAL OF HIRED**

<b>Value</b>	<b>Label</b>	<b>Cases</b>	<b>Percentage</b>
00093		2	0.0%
00094		2	0.0%
00095		1	0.0%
00096		3	0.0%
00097		2	0.0%
00098		4	0.0%
00099		3	0.0%
00100		11	0.0%
00101		3	0.0%
00102		1	0.0%
00103		1	0.0%
00104		5	0.0%
00105		3	0.0%
00107		1	0.0%
00109		2	0.0%
00110		5	0.0%
00111		1	0.0%
00112		1	0.0%
00113		4	0.0%
00114		1	0.0%
00115		3	0.0%
00117		1	0.0%
00118		2	0.0%
00119		3	0.0%
00120		2	0.0%
00121		2	0.0%
00123		1	0.0%
00124		3	0.0%
00125		3	0.0%
00126		1	0.0%
00127		1	0.0%
00128		1	0.0%
00129		1	0.0%
00131		2	0.0%
00132		4	0.0%
00133		2	0.0%
00135		1	0.0%
00139		1	0.0%
00140		4	0.0%
00142		1	0.0%
00143		1	0.0%
00147		2	0.0%
00148		1	0.0%



**File : 28 Chandigarh****# T\_HIRED: TOTAL OF HIRED**

<b>Value</b>	<b>Label</b>	<b>Cases</b>	<b>Percentage</b>
00150		5	0.0%
00151		1	0.0%
00153		1	0.0%
00155		1	0.0%
00156		1	0.0%
00157		1	0.0%
00159		1	0.0%
00160		2	0.0%
00163		1	0.0%
00168		1	0.0%
00169		1	0.0%
00170		1	0.0%
00171		2	0.0%
00172		1	0.0%
00174		1	0.0%
00175		1	0.0%
00177		1	0.0%
00178		1	0.0%
00179		3	0.0%
00180		2	0.0%
00182		1	0.0%
00186		1	0.0%
00187		1	0.0%
00188		1	0.0%
00190		2	0.0%
00196		1	0.0%
00199		1	0.0%
00200		5	0.0%
00201		2	0.0%
00202		1	0.0%
00203		1	0.0%
00205		2	0.0%
00207		1	0.0%
00208		2	0.0%
00209		1	0.0%
00213		1	0.0%
00215		1	0.0%
00216		1	0.0%
00218		1	0.0%
00220		1	0.0%
00222		1	0.0%
00224		1	0.0%
00225		3	0.0%

## File : 28 Chandigarh

### # T\_HIRED: TOTAL OF HIRED

Value	Label	Cases	Percentage
00226		1	0.0%
00228		2	0.0%
00230		1	0.0%
00231		2	0.0%
00234		3	0.0%
00235		1	0.0%
00236		1	0.0%
00243		1	0.0%
00245		1	0.0%
00249		1	0.0%
00250		3	0.0%
00252		1	0.0%
00254		1	0.0%
00265		1	0.0%
00271		1	0.0%
00272		1	0.0%
00274		2	0.0%
00275		2	0.0%
00279		2	0.0%
00280		1	0.0%
00282		1	0.0%
00293		1	0.0%
00297		2	0.0%
00299		1	0.0%
00301		1	0.0%
00310		1	0.0%
00311		1	0.0%
00313		1	0.0%
00314		1	0.0%
00315		2	0.0%
00333		1	0.0%
00340		1	0.0%
00350		4	0.0%
00352		1	0.0%
00364		1	0.0%
00371		1	0.0%
00384		1	0.0%
00394		1	0.0%
00403		1	0.0%
00404		1	0.0%
00408		1	0.0%
00411		1	0.0%
00415		1	0.0%

## File : 28 Chandigarh

### # T\_HIRED: TOTAL OF HIRED

Value	Label	Cases	Percentage
00416		1	0.0%
00430		1	0.0%
00448		1	0.0%
00450		1	0.0%
00456		1	0.0%
00476		1	0.0%
00500		2	0.0%
00507		1	0.0%
00529		1	0.0%
00535		1	0.0%
00545		1	0.0%
00562		1	0.0%
00567		1	0.0%
00631		1	0.0%
00672		1	0.0%
00678		1	0.0%
00681		1	0.0%
00700		1	0.0%
00716		1	0.0%
00720		1	0.0%
00733		1	0.0%
00739		1	0.0%
00750		1	0.0%
00752		1	0.0%
00768		1	0.0%
00777		1	0.0%
00792		1	0.0%
00797		1	0.0%
00840		1	0.0%
00871		1	0.0%
00885		1	0.0%
00897		1	0.0%
00900		1	0.0%
00946		1	0.0%
01024		2	0.0%
01109		1	0.0%
01142		1	0.0%
01250		1	0.0%
01285		1	0.0%
01500		1	0.0%
01567		1	0.0%
01792		1	0.0%
02202		1	0.0%

## File : 28 Chandigarh

### # T\_HIRED: TOTAL OF HIRED

Value	Label	Cases	Percentage
04078		1	0.0%

Warning: these figures indicate the number of cases found in the data file. They cannot be interpreted as summary statistics of the population of interest.

### # REMAKS: REMARKS

**Information** [Type= discrete] [Format=character] [Missing=\*]

**Statistics [NW/ W]** [Valid=39836 /-] [Invalid=0 /-]

Value	Label	Cases	Percentage
000		39835	100.0%
aaa		1	0.0%

Warning: these figures indicate the number of cases found in the data file. They cannot be interpreted as summary statistics of the population of interest.

### # TYPE\_ENTERP: TYPE OF ENTERPRISE

**Information** [Type= discrete] [Format=character] [Missing=\*]

**Statistics [NW/ W]** [Valid=39836 /-] [Invalid=0 /-]

Value	Label	Cases	Percentage
1		23663	59.4%
2		11304	28.4%
3		4869	12.2%

Warning: these figures indicate the number of cases found in the data file. They cannot be interpreted as summary statistics of the population of interest.

### # MAJOR\_ACT: MAJOR ACTIVITY CODE

**Information** [Type= discrete] [Format=character] [Missing=\*]

**Statistics [NW/ W]** [Valid=39836 /-] [Invalid=0 /-]

Value	Label	Cases	Percentage
01		1055	2.6%
02		64	0.2%
04		1	0.0%
05		3677	9.2%
06		105	0.3%
07		1883	4.7%
08		638	1.6%
09		14148	35.5%
10		1598	4.0%
11		3575	9.0%
12		119	0.3%
13		742	1.9%
14		3634	9.1%
15		8580	21.5%
16		17	0.0%

Warning: these figures indicate the number of cases found in the data file. They cannot be interpreted as summary statistics of the population of interest.

### # SIZE\_EMP1: SIZE OF EMPLOYMENT CODE-

**Information** [Type= discrete] [Format=character] [Missing=\*]

**Statistics [NW/ W]** [Valid=39836 /-] [Invalid=0 /-]

## File : 28 Chandigarh

### # SIZE\_EMP1: SIZE OF EMPLOYMENT CODE-

Value	Label	Cases	Percentage
1	Employee size 0 to 1	21409	53.7%
2	Employee size 2	6610	16.6%
3	Employee size 3	3527	8.9%
4	Employee size 4	1957	4.9%
5	Employee size 5	1323	3.3%
6	Employee size 6 to 9	2359	5.9%
7	Employee size >9	2651	6.7%

*Warning: these figures indicate the number of cases found in the data file. They cannot be interpreted as summary statistics of the population of interest.*

### # SIZE\_EMP2: SIZE OF EMPLOYMENT CODE-

<b>Information</b>	[Type= discrete] [Format=character] [Missing=*]
<b>Statistics [NW/ W]</b>	[Valid=39836 /-] [Invalid=0 /-]

Value	Label	Cases	Percentage
01	Employee size 0 to 1	21409	53.7%
02	Employee size 2	6610	16.6%
03	Employee size 3	3527	8.9%
04	Employee size 4	1957	4.9%
05	Employee size 5	1323	3.3%
07	Employee size 6 to 9	2359	5.9%
08	Employee size 10 to 14	881	2.2%
09	Employee size 15 to 19	422	1.1%
10	Employee size 20 to 24	281	0.7%
11	Employee size 25 to 49	490	1.2%
12	Employee size 50 to 99	330	0.8%
13	Employee size 100 to 199	117	0.3%
14	Employee size 200 to 499	90	0.2%
15	Employee size >=500	40	0.1%

*Warning: these figures indicate the number of cases found in the data file. They cannot be interpreted as summary statistics of the population of interest.*

### # FITTER: FILLER

<b>Information</b>	[Type= discrete] [Format=character] [Missing=*]
<b>Statistics [NW/ W]</b>	[Valid=0 /-] [Invalid=0 /-]

## File : 29 Dadar & Nagar Haveli

# FILE\_ID: FILE-ID

**Information** [Type= discrete] [Format=character] [Missing=\*]

**Statistics [NW/ W]** [Valid=3977 /-] [Invalid=0 /-]

Value	Label	Cases	Percentage
EC98AD		3977	100.0%

*Warning: these figures indicate the number of cases found in the data file. They cannot be interpreted as summary statistics of the population of interest.*

# ID\_NO: IDENTIFICATION NO (ID NO)

**Information** [Type= discrete] [Format=character] [Missing=\*]

**Statistics [NW/ W]** [Valid=3977 /-] [Invalid=0 /-]

Value	Label	Cases	Percentage
290100100001		382	9.6%
290100100002		34	0.9%
290100100003		9	0.2%
290100100004		31	0.8%
290100100005		49	1.2%
290100100006		32	0.8%
290100100007		57	1.4%
290100100008		2	0.1%
290100100009		37	0.9%
290100100010		11	0.3%
290100100011		39	1.0%
290100100012		43	1.1%
290100100013		53	1.3%
290100100014		1	0.0%
290100100015		252	6.3%
290100100016		4	0.1%
290100100017		45	1.1%
290100100018		149	3.7%
290100100019		166	4.2%
290100100020		20	0.5%
290100100021		19	0.5%
290100100022		117	2.9%
290100100023		76	1.9%
290100100024		37	0.9%
290100100025		6	0.2%
290100100026		9	0.2%
290100100027		20	0.5%
290100100028		35	0.9%
290100100029		14	0.4%
290100100030		47	1.2%
290100100031		10	0.3%
290100100032		53	1.3%
290100100033		12	0.3%
290100100034		20	0.5%

## File : 29 Dadar & Nagar Haveli

# ID\_NO: IDENTIFICATION NO (ID NO)

Value	Label	Cases	Percentage
290100100035		38	1.0%
290100100036		92	2.3%
290100100037		6	0.2%
290100100038		3	0.1%
290100100039		1	0.0%
290100100042		2	0.1%
290100100043		4	0.1%
290100100044		5	0.1%
290100100045		2	0.1%
290100100046		25	0.6%
290100100047		4	0.1%
290100100048		6	0.2%
290100100049		2	0.1%
290100100050		12	0.3%
290100100051		1	0.0%
290100100052		12	0.3%
290100100053		35	0.9%
290100100054		138	3.5%
290100100055		18	0.5%
290100100056		13	0.3%
290100100057		28	0.7%
290100100058		55	1.4%
290100100059		5	0.1%
290100100060		6	0.2%
290100100061		25	0.6%
290100100062		14	0.4%
290100100063		17	0.4%
290100100064		12	0.3%
290100100065		28	0.7%
290100100066		3	0.1%
290100100067		12	0.3%
290100100068		12	0.3%
290100100069		13	0.3%
290100100070		12	0.3%
290100100071		501	12.6%
290100100801		27	0.7%
290100100802		11	0.3%
290100100803		76	1.9%
290100100804		101	2.5%
290100100805		121	3.0%
290100100806		95	2.4%
290100100807		13	0.3%
290100100808		3	0.1%

## File : 29 Dadar & Nagar Haveli

### # ID\_NO: IDENTIFICATION NO (ID NO)

Value	Label	Cases	Percentage
290100100809		54	1.4%
290100100810		45	1.1%
290100100811		76	1.9%
290100100812		13	0.3%
290100100813		23	0.6%
290100100814		42	1.1%
290100100815		78	2.0%
290100100816		96	2.4%
290100100817		50	1.3%

Warning: these figures indicate the number of cases found in the data file. They cannot be interpreted as summary statistics of the population of interest.

### # ST: STATE CODE

<b>Information</b>	[Type= discrete] [Format=character] [Missing=*]
<b>Statistics [NW/ W]</b>	[Valid=3977 /-] [Invalid=0 /-]

Value	Label	Cases	Percentage
29	Dadar & Nagar Haveli	3977	100.0%

Warning: these figures indicate the number of cases found in the data file. They cannot be interpreted as summary statistics of the population of interest.

### # DT: DISTRICT CODE

<b>Information</b>	[Type= discrete] [Format=character] [Missing=*]
<b>Statistics [NW/ W]</b>	[Valid=3977 /-] [Invalid=0 /-]

Value	Label	Cases	Percentage
01	VELI DADARA AND NAGAR HAVELI	3977	100.0%

Warning: these figures indicate the number of cases found in the data file. They cannot be interpreted as summary statistics of the population of interest.

### # TEH: TEHSIL CODE

<b>Information</b>	[Type= discrete] [Format=character] [Missing=*]
<b>Statistics [NW/ W]</b>	[Valid=3977 /-] [Invalid=0 /-]

Value	Label	Cases	Percentage
000		1	0.0%
001		3976	100.0%

Warning: these figures indicate the number of cases found in the data file. They cannot be interpreted as summary statistics of the population of interest.

### # CD\_BLOCK: CD BLOCK

<b>Information</b>	[Type= discrete] [Format=character] [Missing=*]
<b>Statistics [NW/ W]</b>	[Valid=3977 /-] [Invalid=0 /-]

Value	Label	Cases	Percentage
00		3977	100.0%

Warning: these figures indicate the number of cases found in the data file. They cannot be interpreted as summary statistics of the population of interest.

### # SECTOR: SECTOR CODE

<b>Information</b>	[Type= discrete] [Format=character] [Missing=*]
<b>Statistics [NW/ W]</b>	[Valid=3977 /-] [Invalid=0 /-]

Value	Label	Cases	Percentage
1	Rural	3053	76.8%



## File : 29 Dadar & Nagar Haveli

### # SECTOR: SECTOR CODE

Value	Label	Cases	Percentage
2	Urban	924	23.2%

*Warning: these figures indicate the number of cases found in the data file. They cannot be interpreted as summary statistics of the population of interest.*

### # V\_C: VILLAGE CODE

<b>Information</b>	[Type= discrete] [Format=character] [Missing=*]
--------------------	---

<b>Statistics [NW/ W]</b>	[Valid=3977 /-] [Invalid=0 /-]
---------------------------	--------------------------------

Value	Label	Cases	Percentage
001		1306	32.8%
002		34	0.9%
003		9	0.2%
004		31	0.8%
005		49	1.2%
006		32	0.8%
007		57	1.4%
008		2	0.1%
009		37	0.9%
010		11	0.3%
011		39	1.0%
012		43	1.1%
013		53	1.3%
014		1	0.0%
015		252	6.3%
016		4	0.1%
017		45	1.1%
018		149	3.7%
019		166	4.2%
020		20	0.5%
021		19	0.5%
022		117	2.9%
023		76	1.9%
024		37	0.9%
025		6	0.2%
026		9	0.2%
027		20	0.5%
028		35	0.9%
029		14	0.4%
030		47	1.2%
031		10	0.3%
032		53	1.3%
033		12	0.3%
034		20	0.5%
035		38	1.0%
036		92	2.3%
037		6	0.2%

## File : 29 Dadar & Nagar Haveli

### # V\_C: VILLAGE CODE

Value	Label	Cases	Percentage
038		3	0.1%
039		1	0.0%
042		2	0.1%
043		4	0.1%
044		5	0.1%
045		2	0.1%
046		25	0.6%
047		4	0.1%
048		6	0.2%
049		2	0.1%
050		12	0.3%
051		1	0.0%
052		12	0.3%
053		35	0.9%
054		138	3.5%
055		18	0.5%
056		13	0.3%
057		28	0.7%
058		55	1.4%
059		5	0.1%
060		6	0.2%
061		25	0.6%
062		14	0.4%
063		17	0.4%
064		12	0.3%
065		28	0.7%
066		3	0.1%
067		12	0.3%
068		12	0.3%
069		13	0.3%
070		12	0.3%
071		501	12.6%

Warning: these figures indicate the number of cases found in the data file. They cannot be interpreted as summary statistics of the population of interest.

### # WARD: WARD CODE

<b>Information</b>	[Type= discrete] [Format=character] [Missing=*]		
<b>Statistics [NW/ W]</b>	[Valid=3977 /-] [Invalid=0 /-]		
Value	Label	Cases	Percentage
000		3977	100.0%

Warning: these figures indicate the number of cases found in the data file. They cannot be interpreted as summary statistics of the population of interest.

### # IV\_UNIT: IV UNIT

<b>Information</b>	[Type= discrete] [Format=character] [Missing=*]
<b>Statistics [NW/ W]</b>	[Valid=3977 /-] [Invalid=0 /-]

## File : 29 Dadar & Nagar Haveli

### # IV\_UNIT: IV UNIT

Value	Label	Cases	Percentage
000		3053	76.8%
008		924	23.2%

Warning: these figures indicate the number of cases found in the data file. They cannot be interpreted as summary statistics of the population of interest.

### # UFS\_BLOCK: UFS BLOCK

**Information** [Type= discrete] [Format=character] [Missing=\*]

**Statistics [NW/ W]** [Valid=3977 /-] [Invalid=0 /-]

Value	Label	Cases	Percentage
00		3053	76.8%
01		27	0.7%
02		11	0.3%
03		76	1.9%
04		101	2.5%
05		121	3.0%
06		95	2.4%
07		13	0.3%
08		3	0.1%
09		54	1.4%
10		45	1.1%
11		76	1.9%
12		13	0.3%
13		23	0.6%
14		42	1.1%
15		78	2.0%
16		96	2.4%
17		50	1.3%

Warning: these figures indicate the number of cases found in the data file. They cannot be interpreted as summary statistics of the population of interest.

### # P\_NO: PAGE NO

**Information** [Type= discrete] [Format=character] [Missing=\*]

**Statistics [NW/ W]** [Valid=3977 /-] [Invalid=0 /-]

Value	Label	Cases	Percentage
001		355	8.9%
002		275	6.9%
003		215	5.4%
004		207	5.2%
005		164	4.1%
006		145	3.6%
007		119	3.0%
008		98	2.5%
009		92	2.3%
010		71	1.8%
011		62	1.6%
012		59	1.5%

## File : 29 Dadar & Nagar Haveli

# P\_NO: PAGE NO

Value	Label	Cases	Percentage
013		56	1.4%
014		57	1.4%
015		54	1.4%
016		48	1.2%
017		50	1.3%
018		44	1.1%
019		48	1.2%
020		46	1.2%
021		44	1.1%
022		42	1.1%
023		37	0.9%
024		42	1.1%
025		36	0.9%
026		30	0.8%
027		26	0.7%
028		30	0.8%
029		25	0.6%
030		24	0.6%
031		24	0.6%
032		21	0.5%
033		24	0.6%
034		20	0.5%
035		21	0.5%
036		20	0.5%
037		23	0.6%
038		24	0.6%
039		19	0.5%
040		24	0.6%
041		24	0.6%
042		24	0.6%
043		24	0.6%
044		19	0.5%
045		23	0.6%
046		23	0.6%
047		17	0.4%
048		16	0.4%
049		18	0.5%
050		18	0.5%
051		17	0.4%
052		18	0.5%
053		18	0.5%
054		18	0.5%
055		18	0.5%

## File : 29 Dadar & Nagar Haveli

# P\_NO: PAGE NO

Value	Label	Cases	Percentage
056		18	0.5%
057		18	0.5%
058		13	0.3%
059		15	0.4%
060		17	0.4%
061		18	0.5%
062		18	0.5%
063		17	0.4%
064		18	0.5%
065		18	0.5%
066		18	0.5%
067		13	0.3%
068		12	0.3%
069		12	0.3%
070		12	0.3%
071		10	0.3%
072		12	0.3%
073		12	0.3%
074		11	0.3%
075		12	0.3%
076		12	0.3%
077		6	0.2%
078		9	0.2%
079		12	0.3%
080		12	0.3%
081		10	0.3%
082		12	0.3%
083		11	0.3%
084		12	0.3%
085		10	0.3%
086		12	0.3%
087		8	0.2%
088		11	0.3%
089		12	0.3%
090		10	0.3%
091		9	0.2%
092		6	0.2%
093		6	0.2%
094		6	0.2%
095		3	0.1%
096		6	0.2%
097		6	0.2%
098		6	0.2%

## File : 29 Dadar & Nagar Haveli

# P\_NO: PAGE NO

Value	Label	Cases	Percentage
099		6	0.2%
100		6	0.2%
101		6	0.2%
102		6	0.2%
103		6	0.2%
104		6	0.2%
105		6	0.2%
106		6	0.2%
107		6	0.2%
108		4	0.1%
109		6	0.2%
110		6	0.2%
111		1	0.0%
112		6	0.2%
113		6	0.2%
114		6	0.2%
115		5	0.1%
116		6	0.2%
117		6	0.2%
118		6	0.2%
119		6	0.2%
120		6	0.2%
121		6	0.2%
122		6	0.2%
123		5	0.1%
124		6	0.2%
125		6	0.2%
126		6	0.2%
127		6	0.2%
128		6	0.2%
129		6	0.2%
130		6	0.2%
131		6	0.2%
132		6	0.2%
133		6	0.2%
134		6	0.2%
135		6	0.2%
136		1	0.0%
137		6	0.2%
138		6	0.2%
139		6	0.2%
140		6	0.2%
141		6	0.2%

## File : 29 Dadar & Nagar Haveli

### # P\_NO: PAGE NO

Value	Label	Cases	Percentage
142		6	0.2%
143		6	0.2%
144		6	0.2%
145		6	0.2%
146		6	0.2%
147		6	0.2%
148		6	0.2%
149		6	0.2%
150		6	0.2%
151		6	0.2%
152		6	0.2%
153		6	0.2%
154		6	0.2%
155		6	0.2%
156		6	0.2%
157		6	0.2%
158		6	0.2%
159		6	0.2%
160		6	0.2%
161		2	0.1%

Warning: these figures indicate the number of cases found in the data file. They cannot be interpreted as summary statistics of the population of interest.

### # LINE\_NO: LINE NUMBER

<b>Information</b>	[Type= discrete] [Format=character] [Missing=*]
<b>Statistics [NW/ W]</b>	[Valid=3977 /-] [Invalid=0 /-]

### # PREM\_S: PREMISES STATUS

<b>Information</b>	[Type= discrete] [Format=character] [Missing=*]
<b>Statistics [NW/ W]</b>	[Valid=3977 /-] [Invalid=0 /-]

Value	Label	Cases	Percentage
1	Without premises	437	11.0%
2	With Premises	3540	89.0%

Warning: these figures indicate the number of cases found in the data file. They cannot be interpreted as summary statistics of the population of interest.

### # SRL\_NO: RUNNING SERIAL NUMBER

<b>Information</b>	[Type= discrete] [Format=character] [Missing=*]
<b>Statistics [NW/ W]</b>	[Valid=3977 /-] [Invalid=0 /-]

Value	Label	Cases	Percentage
00001		70	1.8%
00002		67	1.7%
00003		63	1.6%
00004		61	1.5%
00005		58	1.5%
00006		56	1.4%

## File : 29 Dadar & Nagar Haveli

# SRL\_NO: RUNNING SERIAL NUMBER

Value	Label	Cases	Percentage
00007		52	1.3%
00008		52	1.3%
00009		52	1.3%
00010		50	1.3%
00011		49	1.2%
00012		48	1.2%
00013		41	1.0%
00014		39	1.0%
00015		37	0.9%
00016		37	0.9%
00017		37	0.9%
00018		36	0.9%
00019		35	0.9%
00020		34	0.9%
00021		31	0.8%
00022		31	0.8%
00023		31	0.8%
00024		31	0.8%
00025		31	0.8%
00026		29	0.7%
00027		29	0.7%
00028		29	0.7%
00029		27	0.7%
00030		27	0.7%
00031		27	0.7%
00032		26	0.7%
00033		25	0.6%
00034		25	0.6%
00035		24	0.6%
00036		22	0.6%
00037		22	0.6%
00038		20	0.5%
00039		19	0.5%
00040		18	0.5%
00041		18	0.5%
00042		18	0.5%
00043		18	0.5%
00044		17	0.4%
00045		17	0.4%
00046		16	0.4%
00047		16	0.4%
00048		15	0.4%
00049		15	0.4%



## File : 29 Dadar & Nagar Haveli

# SRL\_NO: RUNNING SERIAL NUMBER

Value	Label	Cases	Percentage
00050		14	0.4%
00051		14	0.4%
00052		14	0.4%
00053		14	0.4%
00054		12	0.3%
00055		12	0.3%
00056		11	0.3%
00057		11	0.3%
00058		10	0.3%
00059		10	0.3%
00060		10	0.3%
00061		10	0.3%
00062		10	0.3%
00063		10	0.3%
00064		10	0.3%
00065		10	0.3%
00066		10	0.3%
00067		10	0.3%
00068		10	0.3%
00069		10	0.3%
00070		10	0.3%
00071		10	0.3%
00072		10	0.3%
00073		10	0.3%
00074		10	0.3%
00075		10	0.3%
00076		10	0.3%
00077		9	0.2%
00078		9	0.2%
00079		9	0.2%
00080		9	0.2%
00081		9	0.2%
00082		9	0.2%
00083		9	0.2%
00084		9	0.2%
00085		9	0.2%
00086		9	0.2%
00087		9	0.2%
00088		9	0.2%
00089		9	0.2%
00090		9	0.2%
00091		9	0.2%
00092		9	0.2%

# File : 29 Dadar & Nagar Haveli

# SRL\_NO: RUNNING SERIAL NUMBER

Value	Label	Cases	Percentage
00093		8	0.2%
00094		8	0.2%
00095		8	0.2%
00096		8	0.2%
00097		8	0.2%
00098		8	0.2%
00099		8	0.2%
00100		8	0.2%
00101		8	0.2%
00102		8	0.2%
00103		8	0.2%
00104		8	0.2%
00105		8	0.2%
00106		8	0.2%
00107		8	0.2%
00108		8	0.2%
00109		8	0.2%
00110		8	0.2%
00111		8	0.2%
00112		8	0.2%
00113		8	0.2%
00114		8	0.2%
00115		8	0.2%
00116		8	0.2%
00117		8	0.2%
00118		7	0.2%
00119		7	0.2%
00120		7	0.2%
00121		7	0.2%
00122		7	0.2%
00123		7	0.2%
00124		7	0.2%
00125		7	0.2%
00126		7	0.2%
00127		7	0.2%
00128		7	0.2%
00129		7	0.2%
00130		7	0.2%
00131		7	0.2%
00132		7	0.2%
00133		7	0.2%
00134		7	0.2%
00135		7	0.2%

## File : 29 Dadar & Nagar Haveli

# SRL\_NO: RUNNING SERIAL NUMBER

Value	Label	Cases	Percentage
00136		7	0.2%
00137		7	0.2%
00138		7	0.2%
00139		6	0.2%
00140		6	0.2%
00141		6	0.2%
00142		6	0.2%
00143		6	0.2%
00144		6	0.2%
00145		6	0.2%
00146		6	0.2%
00147		6	0.2%
00148		6	0.2%
00149		6	0.2%
00150		5	0.1%
00151		5	0.1%
00152		5	0.1%
00153		5	0.1%
00154		5	0.1%
00155		5	0.1%
00156		5	0.1%
00157		5	0.1%
00158		5	0.1%
00159		5	0.1%
00160		5	0.1%
00161		5	0.1%
00162		5	0.1%
00163		5	0.1%
00164		5	0.1%
00165		5	0.1%
00166		5	0.1%
00167		4	0.1%
00168		4	0.1%
00169		4	0.1%
00170		4	0.1%
00171		4	0.1%
00172		4	0.1%
00173		4	0.1%
00174		4	0.1%
00175		4	0.1%
00176		4	0.1%
00177		4	0.1%
00178		4	0.1%

**File : 29 Dadar & Nagar Haveli**

# SRL\_NO: RUNNING SERIAL NUMBER

Value	Label	Cases	Percentage
00179		4	0.1%
00180		4	0.1%
00181		4	0.1%
00182		4	0.1%
00183		4	0.1%
00184		4	0.1%
00185		4	0.1%
00186		4	0.1%
00187		4	0.1%
00188		4	0.1%
00189		4	0.1%
00190		4	0.1%
00191		4	0.1%
00192		4	0.1%
00193		4	0.1%
00194		4	0.1%
00195		4	0.1%
00196		4	0.1%
00197		4	0.1%
00198		4	0.1%
00199		4	0.1%
00200		4	0.1%
00201		4	0.1%
00202		4	0.1%
00203		4	0.1%
00204		4	0.1%
00205		4	0.1%
00206		4	0.1%
00207		4	0.1%
00208		4	0.1%
00209		4	0.1%
00210		4	0.1%
00211		4	0.1%
00212		4	0.1%
00213		4	0.1%
00214		4	0.1%
00215		4	0.1%
00216		4	0.1%
00217		4	0.1%
00218		4	0.1%
00219		4	0.1%
00220		4	0.1%
00221		4	0.1%

## File : 29 Dadar & Nagar Haveli

# SRL\_NO: RUNNING SERIAL NUMBER

Value	Label	Cases	Percentage
00222		4	0.1%
00223		4	0.1%
00224		4	0.1%
00225		4	0.1%
00226		4	0.1%
00227		4	0.1%
00228		4	0.1%
00229		4	0.1%
00230		4	0.1%
00231		4	0.1%
00232		4	0.1%
00233		4	0.1%
00234		4	0.1%
00235		4	0.1%
00236		4	0.1%
00237		4	0.1%
00238		4	0.1%
00239		4	0.1%
00240		4	0.1%
00241		4	0.1%
00242		4	0.1%
00243		4	0.1%
00244		4	0.1%
00245		4	0.1%
00246		4	0.1%
00247		4	0.1%
00248		4	0.1%
00249		4	0.1%
00250		4	0.1%
00251		4	0.1%
00252		4	0.1%
00253		3	0.1%
00254		3	0.1%
00255		3	0.1%
00256		3	0.1%
00257		3	0.1%
00258		3	0.1%
00259		3	0.1%
00260		3	0.1%
00261		3	0.1%
00262		3	0.1%
00263		3	0.1%
00264		3	0.1%

**File : 29 Dadar & Nagar Haveli**

# SRL\_NO: RUNNING SERIAL NUMBER

Value	Label	Cases	Percentage
00265		3	0.1%
00266		3	0.1%
00267		3	0.1%
00268		3	0.1%
00269		3	0.1%
00270		3	0.1%
00271		3	0.1%
00272		3	0.1%
00273		3	0.1%
00274		3	0.1%
00275		3	0.1%
00276		3	0.1%
00277		3	0.1%
00278		3	0.1%
00279		3	0.1%
00280		3	0.1%
00281		3	0.1%
00282		3	0.1%
00283		3	0.1%
00284		3	0.1%
00285		3	0.1%
00286		3	0.1%
00287		3	0.1%
00288		3	0.1%
00289		3	0.1%
00290		3	0.1%
00291		3	0.1%
00292		3	0.1%
00293		3	0.1%
00294		3	0.1%
00295		3	0.1%
00296		3	0.1%
00297		3	0.1%
00298		3	0.1%
00299		3	0.1%
00300		3	0.1%
00301		3	0.1%
00302		3	0.1%
00303		3	0.1%
00304		3	0.1%
00305		3	0.1%
00306		3	0.1%
00307		3	0.1%

**File : 29 Dadar & Nagar Haveli**

# SRL\_NO: RUNNING SERIAL NUMBER

Value	Label	Cases	Percentage
00308		3	0.1%
00309		3	0.1%
00310		3	0.1%
00311		3	0.1%
00312		3	0.1%
00313		3	0.1%
00314		3	0.1%
00315		3	0.1%
00316		3	0.1%
00317		3	0.1%
00318		3	0.1%
00319		3	0.1%
00320		3	0.1%
00321		3	0.1%
00322		3	0.1%
00323		3	0.1%
00324		3	0.1%
00325		3	0.1%
00326		3	0.1%
00327		3	0.1%
00328		3	0.1%
00329		3	0.1%
00330		3	0.1%
00331		3	0.1%
00332		3	0.1%
00333		3	0.1%
00334		3	0.1%
00335		3	0.1%
00336		3	0.1%
00337		3	0.1%
00338		3	0.1%
00339		3	0.1%
00340		3	0.1%
00341		3	0.1%
00342		3	0.1%
00343		3	0.1%
00344		3	0.1%
00345		3	0.1%
00346		3	0.1%
00347		3	0.1%
00348		3	0.1%
00349		3	0.1%
00350		3	0.1%

## File : 29 Dadar & Nagar Haveli

# SRL\_NO: RUNNING SERIAL NUMBER

Value	Label	Cases	Percentage
00351		3	0.1%
00352		3	0.1%
00353		3	0.1%
00354		3	0.1%
00355		3	0.1%
00356		3	0.1%
00357		3	0.1%
00358		3	0.1%
00359		3	0.1%
00360		3	0.1%
00361		3	0.1%
00362		3	0.1%
00363		3	0.1%
00364		3	0.1%
00365		3	0.1%
00366		3	0.1%
00367		3	0.1%
00368		3	0.1%
00369		3	0.1%
00370		3	0.1%
00371		3	0.1%
00372		3	0.1%
00373		3	0.1%
00374		3	0.1%
00375		3	0.1%
00376		3	0.1%
00377		3	0.1%
00378		3	0.1%
00379		3	0.1%
00380		3	0.1%
00381		3	0.1%
00382		3	0.1%
00383		2	0.1%
00384		2	0.1%
00385		2	0.1%
00386		2	0.1%
00387		2	0.1%
00388		2	0.1%
00389		2	0.1%
00390		2	0.1%
00391		2	0.1%
00392		2	0.1%
00393		2	0.1%



**File : 29 Dadar & Nagar Haveli**

# SRL\_NO: RUNNING SERIAL NUMBER

Value	Label	Cases	Percentage
00394		2	0.1%
00395		2	0.1%
00396		2	0.1%
00397		2	0.1%
00398		2	0.1%
00399		2	0.1%
00400		2	0.1%
00401		2	0.1%
00402		2	0.1%
00403		2	0.1%
00404		2	0.1%
00405		2	0.1%
00406		2	0.1%
00407		2	0.1%
00408		2	0.1%
00409		2	0.1%
00410		2	0.1%
00411		2	0.1%
00412		2	0.1%
00413		2	0.1%
00414		2	0.1%
00415		2	0.1%
00416		2	0.1%
00417		2	0.1%
00418		2	0.1%
00419		2	0.1%
00420		2	0.1%
00421		2	0.1%
00422		2	0.1%
00423		2	0.1%
00424		2	0.1%
00425		2	0.1%
00426		2	0.1%
00427		2	0.1%
00428		2	0.1%
00429		2	0.1%
00430		2	0.1%
00431		2	0.1%
00432		2	0.1%
00433		2	0.1%
00434		2	0.1%
00435		2	0.1%
00436		2	0.1%

**File : 29 Dadar & Nagar Haveli**

# SRL\_NO: RUNNING SERIAL NUMBER

Value	Label	Cases	Percentage
00437		2	0.1%
00438		2	0.1%
00439		2	0.1%
00440		2	0.1%
00441		2	0.1%
00442		2	0.1%
00443		2	0.1%
00444		2	0.1%
00445		2	0.1%
00446		2	0.1%
00447		2	0.1%
00448		2	0.1%
00449		2	0.1%
00450		2	0.1%
00451		2	0.1%
00452		2	0.1%
00453		2	0.1%
00454		2	0.1%
00455		2	0.1%
00456		2	0.1%
00457		2	0.1%
00458		2	0.1%
00459		2	0.1%
00460		2	0.1%
00461		2	0.1%
00462		2	0.1%
00463		2	0.1%
00464		2	0.1%
00465		2	0.1%
00466		2	0.1%
00467		2	0.1%
00468		2	0.1%
00469		2	0.1%
00470		2	0.1%
00471		2	0.1%
00472		2	0.1%
00473		2	0.1%
00474		2	0.1%
00475		2	0.1%
00476		2	0.1%
00477		2	0.1%
00478		2	0.1%
00479		2	0.1%

**File : 29 Dadar & Nagar Haveli**

# SRL\_NO: RUNNING SERIAL NUMBER

Value	Label	Cases	Percentage
00480		2	0.1%
00481		2	0.1%
00482		2	0.1%
00483		2	0.1%
00484		2	0.1%
00485		2	0.1%
00486		2	0.1%
00487		2	0.1%
00488		2	0.1%
00489		2	0.1%
00490		2	0.1%
00491		2	0.1%
00492		2	0.1%
00493		2	0.1%
00494		2	0.1%
00495		2	0.1%
00496		2	0.1%
00497		2	0.1%
00498		2	0.1%
00499		2	0.1%
00500		2	0.1%
00501		2	0.1%
00502		1	0.0%
00503		1	0.0%
00504		1	0.0%
00505		1	0.0%
00506		1	0.0%
00507		1	0.0%
00508		1	0.0%
00509		1	0.0%
00510		1	0.0%
00511		1	0.0%
00512		1	0.0%
00513		1	0.0%
00514		1	0.0%
00515		1	0.0%
00516		1	0.0%
00517		1	0.0%
00518		1	0.0%
00519		1	0.0%
00520		1	0.0%
00521		1	0.0%
00522		1	0.0%

**File : 29 Dadar & Nagar Haveli**

# SRL\_NO: RUNNING SERIAL NUMBER

Value	Label	Cases	Percentage
00523		1	0.0%
00524		1	0.0%
00525		1	0.0%
00526		1	0.0%
00527		1	0.0%
00528		1	0.0%
00529		1	0.0%
00530		1	0.0%
00531		1	0.0%
00532		1	0.0%
00533		1	0.0%
00534		1	0.0%
00535		1	0.0%
00536		1	0.0%
00537		1	0.0%
00538		1	0.0%
00539		1	0.0%
00540		1	0.0%
00541		1	0.0%
00542		1	0.0%
00543		1	0.0%
00544		1	0.0%
00545		1	0.0%
00546		1	0.0%
00547		1	0.0%
00548		1	0.0%
00549		1	0.0%
00550		1	0.0%
00551		1	0.0%
00552		1	0.0%
00553		1	0.0%
00554		1	0.0%
00555		1	0.0%
00556		1	0.0%
00557		1	0.0%
00558		1	0.0%
00559		1	0.0%
00560		1	0.0%
00561		1	0.0%
00562		1	0.0%
00563		1	0.0%
00564		1	0.0%
00565		1	0.0%

**File : 29 Dadar & Nagar Haveli**

# SRL\_NO: RUNNING SERIAL NUMBER

Value	Label	Cases	Percentage
00566		1	0.0%
00567		1	0.0%
00568		1	0.0%
00569		1	0.0%
00570		1	0.0%
00571		1	0.0%
00572		1	0.0%
00573		1	0.0%
00574		1	0.0%
00575		1	0.0%
00576		1	0.0%
00577		1	0.0%
00578		1	0.0%
00579		1	0.0%
00580		1	0.0%
00581		1	0.0%
00582		1	0.0%
00583		1	0.0%
00584		1	0.0%
00585		1	0.0%
00586		1	0.0%
00587		1	0.0%
00588		1	0.0%
00589		1	0.0%
00590		1	0.0%
00591		1	0.0%
00592		1	0.0%
00593		1	0.0%
00594		1	0.0%
00595		1	0.0%
00596		1	0.0%
00597		1	0.0%
00598		1	0.0%
00599		1	0.0%
00600		1	0.0%
00601		1	0.0%
00602		1	0.0%
00603		1	0.0%
00604		1	0.0%
00605		1	0.0%
00606		1	0.0%
00607		1	0.0%
00608		1	0.0%

**File : 29 Dadar & Nagar Haveli**

# SRL\_NO: RUNNING SERIAL NUMBER

Value	Label	Cases	Percentage
00609		1	0.0%
00610		1	0.0%
00611		1	0.0%
00612		1	0.0%
00613		1	0.0%
00614		1	0.0%
00615		1	0.0%
00616		1	0.0%
00617		1	0.0%
00618		1	0.0%
00619		1	0.0%
00620		1	0.0%
00621		1	0.0%
00622		1	0.0%
00623		1	0.0%
00624		1	0.0%
00625		1	0.0%
00626		1	0.0%
00627		1	0.0%
00628		1	0.0%
00629		1	0.0%
00630		1	0.0%
00631		1	0.0%
00632		1	0.0%
00633		1	0.0%
00634		1	0.0%
00635		1	0.0%
00636		1	0.0%
00637		1	0.0%
00638		1	0.0%
00639		1	0.0%
00640		1	0.0%
00641		1	0.0%
00642		1	0.0%
00643		1	0.0%
00644		1	0.0%
00645		1	0.0%
00646		1	0.0%
00647		1	0.0%
00648		1	0.0%
00649		1	0.0%
00650		1	0.0%
00651		1	0.0%

**File : 29 Dadar & Nagar Haveli**

# SRL\_NO: RUNNING SERIAL NUMBER

Value	Label	Cases	Percentage
00652		1	0.0%
00653		1	0.0%
00654		1	0.0%
00655		1	0.0%
00656		1	0.0%
00657		1	0.0%
00658		1	0.0%
00659		1	0.0%
00660		1	0.0%
00661		1	0.0%
00662		1	0.0%
00663		1	0.0%
00664		1	0.0%
00665		1	0.0%
00666		1	0.0%
00667		1	0.0%
00668		1	0.0%
00669		1	0.0%
00670		1	0.0%
00671		1	0.0%
00672		1	0.0%
00673		1	0.0%
00674		1	0.0%
00675		1	0.0%
00676		1	0.0%
00677		1	0.0%
00678		1	0.0%
00679		1	0.0%
00680		1	0.0%
00681		1	0.0%
00682		1	0.0%
00683		1	0.0%
00684		1	0.0%
00685		1	0.0%
00686		1	0.0%
00687		1	0.0%
00688		1	0.0%
00689		1	0.0%
00690		1	0.0%
00691		1	0.0%
00692		1	0.0%
00693		1	0.0%
00694		1	0.0%

**File : 29 Dadar & Nagar Haveli**

# SRL\_NO: RUNNING SERIAL NUMBER

Value	Label	Cases	Percentage
00695		1	0.0%
00696		1	0.0%
00697		1	0.0%
00698		1	0.0%
00699		1	0.0%
00700		1	0.0%
00701		1	0.0%
00702		1	0.0%
00703		1	0.0%
00704		1	0.0%
00705		1	0.0%
00706		1	0.0%
00707		1	0.0%
00708		1	0.0%
00709		1	0.0%
00710		1	0.0%
00711		1	0.0%
00712		1	0.0%
00713		1	0.0%
00714		1	0.0%
00715		1	0.0%
00716		1	0.0%
00717		1	0.0%
00718		1	0.0%
00719		1	0.0%
00720		1	0.0%
00721		1	0.0%
00722		1	0.0%
00723		1	0.0%
00724		1	0.0%
00725		1	0.0%
00726		1	0.0%
00727		1	0.0%
00728		1	0.0%
00729		1	0.0%
00730		1	0.0%
00731		1	0.0%
00732		1	0.0%
00733		1	0.0%
00734		1	0.0%
00735		1	0.0%
00736		1	0.0%
00737		1	0.0%



**File : 29 Dadar & Nagar Haveli**

# SRL\_NO: RUNNING SERIAL NUMBER

Value	Label	Cases	Percentage
00738		1	0.0%
00739		1	0.0%
00740		1	0.0%
00741		1	0.0%
00742		1	0.0%
00743		1	0.0%
00744		1	0.0%
00745		1	0.0%
00746		1	0.0%
00747		1	0.0%
00748		1	0.0%
00749		1	0.0%
00750		1	0.0%
00751		1	0.0%
00752		1	0.0%
00753		1	0.0%
00754		1	0.0%
00755		1	0.0%
00756		1	0.0%
00757		1	0.0%
00758		1	0.0%
00759		1	0.0%
00760		1	0.0%
00761		1	0.0%
00762		1	0.0%
00763		1	0.0%
00764		1	0.0%
00765		1	0.0%
00766		1	0.0%
00767		1	0.0%
00768		1	0.0%
00769		1	0.0%
00770		1	0.0%
00771		1	0.0%
00772		1	0.0%
00773		1	0.0%
00774		1	0.0%
00775		1	0.0%
00776		1	0.0%
00777		1	0.0%
00778		1	0.0%
00779		1	0.0%
00780		1	0.0%

**File : 29 Dadar & Nagar Haveli**

# SRL\_NO: RUNNING SERIAL NUMBER

Value	Label	Cases	Percentage
00781		1	0.0%
00782		1	0.0%
00783		1	0.0%
00784		1	0.0%
00785		1	0.0%
00786		1	0.0%
00787		1	0.0%
00788		1	0.0%
00789		1	0.0%
00790		1	0.0%
00791		1	0.0%
00792		1	0.0%
00793		1	0.0%
00794		1	0.0%
00795		1	0.0%
00796		1	0.0%
00797		1	0.0%
00798		1	0.0%
00799		1	0.0%
00800		1	0.0%
00801		1	0.0%
00802		1	0.0%
00803		1	0.0%
00804		1	0.0%
00805		1	0.0%
00806		1	0.0%
00807		1	0.0%
00808		1	0.0%
00809		1	0.0%
00810		1	0.0%
00811		1	0.0%
00812		1	0.0%
00813		1	0.0%
00814		1	0.0%
00815		1	0.0%
00816		1	0.0%
00817		1	0.0%
00818		1	0.0%
00819		1	0.0%
00820		1	0.0%
00821		1	0.0%
00822		1	0.0%
00823		1	0.0%

**File : 29 Dadar & Nagar Haveli**

# SRL\_NO: RUNNING SERIAL NUMBER

Value	Label	Cases	Percentage
00824		1	0.0%
00825		1	0.0%
00826		1	0.0%
00827		1	0.0%
00828		1	0.0%
00829		1	0.0%
00830		1	0.0%
00831		1	0.0%
00832		1	0.0%
00833		1	0.0%
00834		1	0.0%
00835		1	0.0%
00836		1	0.0%
00837		1	0.0%
00838		1	0.0%
00839		1	0.0%
00840		1	0.0%
00841		1	0.0%
00842		1	0.0%
00843		1	0.0%
00844		1	0.0%
00845		1	0.0%
00846		1	0.0%
00847		1	0.0%
00848		1	0.0%
00849		1	0.0%
00850		1	0.0%
00851		1	0.0%
00852		1	0.0%
00853		1	0.0%
00854		1	0.0%
00855		1	0.0%
00856		1	0.0%
00857		1	0.0%
00858		1	0.0%
00859		1	0.0%
00860		1	0.0%
00861		1	0.0%
00862		1	0.0%
00863		1	0.0%
00864		1	0.0%
00865		1	0.0%
00866		1	0.0%

**File : 29 Dadar & Nagar Haveli**

# SRL\_NO: RUNNING SERIAL NUMBER

Value	Label	Cases	Percentage
00867		1	0.0%
00868		1	0.0%
00869		1	0.0%
00870		1	0.0%
00871		1	0.0%
00872		1	0.0%
00873		1	0.0%
00874		1	0.0%
00875		1	0.0%
00876		1	0.0%
00877		1	0.0%
00878		1	0.0%
00879		1	0.0%
00880		1	0.0%
00881		1	0.0%
00882		1	0.0%
00883		1	0.0%
00884		1	0.0%
00885		1	0.0%
00886		1	0.0%
00887		1	0.0%
00888		1	0.0%
00889		1	0.0%
00890		1	0.0%
00891		1	0.0%
00892		1	0.0%
00893		1	0.0%
00894		1	0.0%
00895		1	0.0%
00896		1	0.0%
00897		1	0.0%
00898		1	0.0%
00899		1	0.0%
00900		1	0.0%
00901		1	0.0%
00902		1	0.0%
00903		1	0.0%
00904		1	0.0%
00905		1	0.0%
00906		1	0.0%
00907		1	0.0%
00908		1	0.0%
00909		1	0.0%

## File : 29 Dadar & Nagar Haveli

### # SRL\_NO: RUNNING SERIAL NUMBER

Value	Label	Cases	Percentage
00910		1	0.0%
00911		1	0.0%
00912		1	0.0%
00913		1	0.0%
00914		1	0.0%
00915		1	0.0%
00916		1	0.0%
00917		1	0.0%
00918		1	0.0%
00919		1	0.0%
00920		1	0.0%
00921		1	0.0%
00922		1	0.0%
00923		1	0.0%
00924		1	0.0%

Warning: these figures indicate the number of cases found in the data file. They cannot be interpreted as summary statistics of the population of interest.

### # NIC: NIC

<b>Information</b>	[Type= discrete] [Format=character] [Missing=*]
<b>Statistics [NW/ W]</b>	[Valid=3977 /-] [Invalid=0 /-]

Frequency table not shown (1300 Modalities)

### # AGRI\_NON\_AGRI: AGRILAND NON-AGRI.

<b>Information</b>	[Type= discrete] [Format=character] [Missing=*]
<b>Statistics [NW/ W]</b>	[Valid=3977 /-] [Invalid=0 /-]

Value	Label	Cases	Percentage
1	Agriculture	85	2.1%
2	Non-Agriculture	3892	97.9%

Warning: these figures indicate the number of cases found in the data file. They cannot be interpreted as summary statistics of the population of interest.

### # NOP: NATURE OF OPERATION

<b>Information</b>	[Type= discrete] [Format=character] [Missing=*]
<b>Statistics [NW/ W]</b>	[Valid=3977 /-] [Invalid=0 /-]

Value	Label	Cases	Percentage
1	Perennial	3863	97.1%
2	Non-Perennial	114	2.9%

Warning: these figures indicate the number of cases found in the data file. They cannot be interpreted as summary statistics of the population of interest.

### # OWN\_SHIP: OWNERSHIP CODE

<b>Information</b>	[Type= discrete] [Format=character] [Missing=*]
<b>Statistics [NW/ W]</b>	[Valid=3977 /-] [Invalid=0 /-]

Value	Label	Cases	Percentage
1	Private Non-Profit Institutions	69	1.7%
2	Private Others	3358	84.4%

## File : 29 Dadar & Nagar Haveli

### # OWN\_SHIP: OWNERSHIP CODE

Value	Label	Cases	Percentage
3	Co-operatives	51	1.3%
4	Governments	499	12.5%

Warning: these figures indicate the number of cases found in the data file. They cannot be interpreted as summary statistics of the population of interest.

### # SG: SOCIAL GROUP CODE

<b>Information</b>	[Type= discrete] [Format=character] [Missing=*]
<b>Statistics [NW/ W]</b>	[Valid=3977 /-] [Invalid=0 /-]

Value	Label	Cases	Percentage
1	ST Female	53	1.3%
2	ST Male	598	15.0%
3	SC Female	9	0.2%
4	SC Male	73	1.8%
5	OBC Female	14	0.4%
6	OBC Male	113	2.8%
7	Others Female	65	1.6%
8	Others Male	2433	61.2%
9	Other than private enterprises	619	15.6%

Warning: these figures indicate the number of cases found in the data file. They cannot be interpreted as summary statistics of the population of interest.

### # P\_F\_USED: POWER/FUEL USED

<b>Information</b>	[Type= discrete] [Format=character] [Missing=*]
<b>Statistics [NW/ W]</b>	[Valid=3977 /-] [Invalid=0 /-]

Value	Label	Cases	Percentage
0	Without power	2329	58.6%
1	Electricity	965	24.3%
2	Coal/soft coke	67	1.7%
3	Patrol/Diesel	380	9.6%
4	LPG/Natural Gas	10	0.3%
5	Fire wood	21	0.5%
6	Kerosene	110	2.8%
7	Animal power	10	0.3%
8	"Non-conventional energy (bio-gas, solar & wind energy)	1	0.0%
9	Others	84	2.1%

Warning: these figures indicate the number of cases found in the data file. They cannot be interpreted as summary statistics of the population of interest.

### # Y\_OPRA: YEAR OF OPERATION

<b>Information</b>	[Type= discrete] [Format=character] [Missing=*]
<b>Statistics [NW/ W]</b>	[Valid=3977 /-] [Invalid=0 /-]

Value	Label	Cases	Percentage
0	Less than 1 year	316	7.9%
1	Completed 1 year	400	10.1%
2	Completed 2 years	555	14.0%
3	Completed 3 years	290	7.3%
4	Completed 4 years	198	5.0%

## File : 29 Dadar & Nagar Haveli

### # Y\_OPRA: YEAR OF OPERATION

Value	Label	Cases	Percentage
5	Completed 5 years	312	7.8%
6	Completed 6 years	125	3.1%
7	Completed 7 years	74	1.9%
8	Completed 8 years	222	5.6%
9	Completed 9 years or more	1485	37.3%

Warning: these figures indicate the number of cases found in the data file. They cannot be interpreted as summary statistics of the population of interest.

### # REGISN: REGISTRATION CODE

<b>Information</b>	[Type= discrete] [Format=character] [Missing=*]
<b>Statistics [NW/ W]</b>	[Valid=3977 /-] [Invalid=0 /-]

Value	Label	Cases	Percentage
00		3327	83.7%
01		1	0.0%
08		1	0.0%
11		387	9.7%
12		28	0.7%
22		193	4.9%
33		5	0.1%
55		1	0.0%
66		31	0.8%
99		3	0.1%

Warning: these figures indicate the number of cases found in the data file. They cannot be interpreted as summary statistics of the population of interest.

### # SOF: SOURCE OF FINANCE

<b>Information</b>	[Type= discrete] [Format=character] [Missing=*]
<b>Statistics [NW/ W]</b>	[Valid=3977 /-] [Invalid=0 /-]

Value	Label	Cases	Percentage
1	Assistance under IRDP	62	1.6%
2	Assistance under other poverty alleviation programs(TRYSEM/ DWCARA/toll kits)	42	1.1%
3	Borrowing from institutions	409	10.3%
4	Borrowing from non-instituions	103	2.6%
5	Self financing	2352	59.1%
6	Others	1009	25.4%

Warning: these figures indicate the number of cases found in the data file. They cannot be interpreted as summary statistics of the population of interest.

### # T\_ADULT\_M: TOTAL ADULT MALE

<b>Information</b>	[Type= discrete] [Format=character] [Missing=*]
<b>Statistics [NW/ W]</b>	[Valid=3977 /-] [Invalid=0 /-]

Value	Label	Cases	Percentage
00000		198	5.0%
00001		1865	46.9%
00002		653	16.4%
00003		253	6.4%
00004		142	3.6%

## File : 29 Dadar & Nagar Haveli

### # T\_ADULT\_M: TOTAL ADULT MALE

Value	Label	Cases	Percentage
00005		98	2.5%
00006		82	2.1%
00007		48	1.2%
00008		66	1.7%
00009		38	1.0%
00010		59	1.5%
00011		25	0.6%
00012		34	0.9%
00013		16	0.4%
00014		13	0.3%
00015		50	1.3%
00016		21	0.5%
00017		12	0.3%
00018		15	0.4%
00019		4	0.1%
00020		28	0.7%
00021		14	0.4%
00022		16	0.4%
00023		3	0.1%
00024		5	0.1%
00025		21	0.5%
00026		2	0.1%
00027		3	0.1%
00028		2	0.1%
00029		2	0.1%
00030		14	0.4%
00031		7	0.2%
00032		6	0.2%
00034		3	0.1%
00035		10	0.3%
00036		4	0.1%
00037		2	0.1%
00038		3	0.1%
00039		1	0.0%
00040		14	0.4%
00041		2	0.1%
00042		1	0.0%
00043		3	0.1%
00044		1	0.0%
00045		4	0.1%
00047		1	0.0%
00048		2	0.1%
00050		9	0.2%



## File : 29 Dadar & Nagar Haveli

### # T\_ADULT\_M: TOTAL ADULT MALE

Value	Label	Cases	Percentage
00051		2	0.1%
00052		1	0.0%
00056		3	0.1%
00058		1	0.0%
00059		2	0.1%
00060		12	0.3%
00062		2	0.1%
00064		3	0.1%
00065		1	0.0%
00066		2	0.1%
00067		1	0.0%
00069		2	0.1%
00070		11	0.3%
00071		1	0.0%
00074		1	0.0%
00075		3	0.1%
00078		1	0.0%
00079		1	0.0%
00085		1	0.0%
00094		1	0.0%
00095		3	0.1%
00096		1	0.0%
00100		8	0.2%
00101		3	0.1%
00105		1	0.0%
00106		1	0.0%
00108		1	0.0%
00110		1	0.0%
00111		1	0.0%
00116		2	0.1%
00125		1	0.0%
00137		1	0.0%
00140		3	0.1%
00150		2	0.1%
00151		1	0.0%
00152		1	0.0%
00155		1	0.0%
00181		1	0.0%
00187		1	0.0%
00188		2	0.1%
00200		2	0.1%
00227		1	0.0%
00242		1	0.0%

## File : 29 Dadar & Nagar Haveli

### # T\_ADULT\_M: TOTAL ADULT MALE

Value	Label	Cases	Percentage
00251		1	0.0%
00290		1	0.0%
00295		1	0.0%
00300		1	0.0%
00375		1	0.0%
00382		1	0.0%
00424		1	0.0%
00573		1	0.0%
01020		1	0.0%
01022		1	0.0%

Warning: these figures indicate the number of cases found in the data file. They cannot be interpreted as summary statistics of the population of interest.

### # T\_ADULT\_F: TOTAL ADULT FEMALE

**Information** [Type= discrete] [Format=character] [Missing=\*]

**Statistics [NW/ W]** [Valid=3977 /-] [Invalid=0 /-]

Value	Label	Cases	Percentage
00000		2982	75.0%
00001		594	14.9%
00002		132	3.3%
00003		61	1.5%
00004		41	1.0%
00005		44	1.1%
00006		23	0.6%
00007		10	0.3%
00008		13	0.3%
00009		9	0.2%
00010		18	0.5%
00011		1	0.0%
00012		4	0.1%
00013		2	0.1%
00015		7	0.2%
00016		3	0.1%
00017		1	0.0%
00019		1	0.0%
00020		11	0.3%
00024		1	0.0%
00025		4	0.1%
00026		2	0.1%
00029		1	0.0%
00030		1	0.0%
00048		1	0.0%
00050		1	0.0%
00055		1	0.0%
00060		2	0.1%

## File : 29 Dadar & Nagar Haveli

### # T\_ADULT\_F: TOTAL ADULT FEMALE

Value	Label	Cases	Percentage
00070		1	0.0%
00100		1	0.0%
00125		1	0.0%
00126		1	0.0%
00150		1	0.0%
00156		1	0.0%

Warning: these figures indicate the number of cases found in the data file. They cannot be interpreted as summary statistics of the population of interest.

### # T\_CHILD\_M: TOTAL CHIELD MALE

Value	Label	Cases	Percentage
00000		3924	98.7%
00001		51	1.3%
00002		1	0.0%
00010		1	0.0%

Warning: these figures indicate the number of cases found in the data file. They cannot be interpreted as summary statistics of the population of interest.

### # T\_CHILD\_F: TOTAL CHIELD FEMALE

Value	Label	Cases	Percentage
00000		3960	99.6%
00001		15	0.4%
00002		1	0.0%
00012		1	0.0%

Warning: these figures indicate the number of cases found in the data file. They cannot be interpreted as summary statistics of the population of interest.

### # TOT: TOTAL OF TOTAL

Value	Label	Cases	Percentage
00001		1676	42.1%
00002		904	22.7%
00003		302	7.6%
00004		128	3.2%
00005		104	2.6%
00006		82	2.1%
00007		66	1.7%
00008		63	1.6%
00009		39	1.0%
00010		56	1.4%
00011		37	0.9%
00012		45	1.1%

## File : 29 Dadar & Nagar Haveli

# TOT: TOTAL OF TOTAL

Value	Label	Cases	Percentage
00013		30	0.8%
00014		17	0.4%
00015		53	1.3%
00016		18	0.5%
00017		16	0.4%
00018		20	0.5%
00019		7	0.2%
00020		32	0.8%
00021		12	0.3%
00022		19	0.5%
00023		3	0.1%
00024		6	0.2%
00025		20	0.5%
00026		6	0.2%
00027		3	0.1%
00028		4	0.1%
00029		2	0.1%
00030		12	0.3%
00031		8	0.2%
00032		9	0.2%
00033		2	0.1%
00034		2	0.1%
00035		9	0.2%
00036		1	0.0%
00037		2	0.1%
00038		3	0.1%
00039		3	0.1%
00040		14	0.4%
00041		2	0.1%
00042		2	0.1%
00043		4	0.1%
00044		2	0.1%
00045		4	0.1%
00046		2	0.1%
00049		1	0.0%
00050		7	0.2%
00051		1	0.0%
00052		2	0.1%
00054		3	0.1%
00055		2	0.1%
00056		3	0.1%
00059		1	0.0%
00060		7	0.2%

## File : 29 Dadar & Nagar Haveli

# TOT: TOTAL OF TOTAL

Value	Label	Cases	Percentage
00061		1	0.0%
00062		3	0.1%
00064		3	0.1%
00065		4	0.1%
00066		1	0.0%
00067		1	0.0%
00070		12	0.3%
00071		2	0.1%
00075		3	0.1%
00076		1	0.0%
00080		3	0.1%
00082		2	0.1%
00084		1	0.0%
00085		1	0.0%
00087		1	0.0%
00090		3	0.1%
00094		2	0.1%
00095		4	0.1%
00098		1	0.0%
00100		3	0.1%
00101		1	0.0%
00108		1	0.0%
00109		1	0.0%
00110		2	0.1%
00111		1	0.0%
00113		1	0.0%
00114		1	0.0%
00116		1	0.0%
00118		1	0.0%
00120		1	0.0%
00121		2	0.1%
00125		2	0.1%
00130		1	0.0%
00137		1	0.0%
00140		1	0.0%
00144		1	0.0%
00150		3	0.1%
00152		1	0.0%
00156		1	0.0%
00161		1	0.0%
00171		1	0.0%
00175		1	0.0%
00178		1	0.0%

## File : 29 Dadar & Nagar Haveli

### # TOT: TOTAL OF TOTAL

Value	Label	Cases	Percentage
00188		2	0.1%
00193		1	0.0%
00200		2	0.1%
00201		1	0.0%
00227		1	0.0%
00243		1	0.0%
00251		1	0.0%
00260		1	0.0%
00300		1	0.0%
00307		1	0.0%
00387		1	0.0%
00400		1	0.0%
00448		1	0.0%
00500		1	0.0%
00583		1	0.0%
01020		1	0.0%
01022		1	0.0%

Warning: these figures indicate the number of cases found in the data file. They cannot be interpreted as summary statistics of the population of interest.

### # H\_ADULT\_M: HIRED ADULT MALE

**Information** [Type= discrete] [Format=character] [Missing=\*]

**Statistics [NW/ W]** [Valid=3977 /-] [Invalid=0 /-]

Value	Label	Cases	Percentage
00000		1827	45.9%
00001		762	19.2%
00002		330	8.3%
00003		148	3.7%
00004		95	2.4%
00005		90	2.3%
00006		66	1.7%
00007		42	1.1%
00008		68	1.7%
00009		28	0.7%
00010		58	1.5%
00011		19	0.5%
00012		30	0.8%
00013		15	0.4%
00014		20	0.5%
00015		47	1.2%
00016		21	0.5%
00017		8	0.2%
00018		16	0.4%
00019		5	0.1%
00020		32	0.8%

## File : 29 Dadar & Nagar Haveli

### # H\_ADULT\_M: HIRED ADULT MALE

Value	Label	Cases	Percentage
00021		12	0.3%
00022		12	0.3%
00023		3	0.1%
00024		6	0.2%
00025		19	0.5%
00026		4	0.1%
00027		3	0.1%
00028		1	0.0%
00029		4	0.1%
00030		15	0.4%
00031		4	0.1%
00032		5	0.1%
00033		2	0.1%
00034		1	0.0%
00035		12	0.3%
00036		2	0.1%
00037		3	0.1%
00038		2	0.1%
00039		2	0.1%
00040		14	0.4%
00041		1	0.0%
00042		1	0.0%
00043		3	0.1%
00044		1	0.0%
00045		4	0.1%
00047		1	0.0%
00048		2	0.1%
00049		1	0.0%
00050		10	0.3%
00051		1	0.0%
00055		1	0.0%
00056		2	0.1%
00058		3	0.1%
00059		1	0.0%
00060		11	0.3%
00062		2	0.1%
00064		3	0.1%
00065		2	0.1%
00066		2	0.1%
00069		2	0.1%
00070		12	0.3%
00074		1	0.0%
00075		3	0.1%

## File : 29 Dadar & Nagar Haveli

### # H\_ADULT\_M: HIRED ADULT MALE

Value	Label	Cases	Percentage
00076		1	0.0%
00078		1	0.0%
00085		1	0.0%
00094		1	0.0%
00095		3	0.1%
00096		1	0.0%
00100		10	0.3%
00101		1	0.0%
00105		1	0.0%
00106		1	0.0%
00108		1	0.0%
00110		1	0.0%
00111		1	0.0%
00115		1	0.0%
00116		1	0.0%
00125		1	0.0%
00137		1	0.0%
00140		3	0.1%
00150		3	0.1%
00152		1	0.0%
00155		1	0.0%
00180		1	0.0%
00187		1	0.0%
00188		2	0.1%
00200		2	0.1%
00227		1	0.0%
00242		1	0.0%
00250		1	0.0%
00290		1	0.0%
00295		1	0.0%
00300		1	0.0%
00375		1	0.0%
00382		1	0.0%
00424		1	0.0%
00572		1	0.0%
01020		1	0.0%
01022		1	0.0%

Warning: these figures indicate the number of cases found in the data file. They cannot be interpreted as summary statistics of the population of interest.

### # H\_ADULT\_F: HIRED ADULT FEMALE

<b>Information</b>	[Type= discrete] [Format=character] [Missing=*]		
<b>Statistics [NW/ W]</b>	[Valid=3977 /-] [Invalid=0 /-]		
Value	Label	Cases	Percentage
00000		3411	85.8%



## File : 29 Dadar & Nagar Haveli

### # H\_ADULT\_F: HIRED ADULT FEMALE

Value	Label	Cases	Percentage
00001		186	4.7%
00002		119	3.0%
00003		61	1.5%
00004		41	1.0%
00005		41	1.0%
00006		20	0.5%
00007		9	0.2%
00008		12	0.3%
00009		9	0.2%
00010		18	0.5%
00011		1	0.0%
00012		4	0.1%
00013		2	0.1%
00015		7	0.2%
00016		3	0.1%
00017		1	0.0%
00019		1	0.0%
00020		11	0.3%
00024		1	0.0%
00025		4	0.1%
00026		2	0.1%
00029		1	0.0%
00030		1	0.0%
00048		1	0.0%
00050		1	0.0%
00055		1	0.0%
00060		2	0.1%
00070		1	0.0%
00100		1	0.0%
00125		1	0.0%
00126		1	0.0%
00150		1	0.0%
00156		1	0.0%

Warning: these figures indicate the number of cases found in the data file. They cannot be interpreted as summary statistics of the population of interest.

### # H\_CHILD\_M: HIRED CHIELD MALE

<b>Information</b>	[Type= discrete] [Format=character] [Missing=*]		
<b>Statistics [NW/ W]</b>	[Valid=3977 /-] [Invalid=0 /-]		
Value	Label	Cases	Percentage
00000		3971	99.8%
00001		4	0.1%
00002		1	0.0%
00010		1	0.0%

Warning: these figures indicate the number of cases found in the data file. They cannot be interpreted as summary statistics of the population of interest.

# File : 29 Dadar & Nagar Haveli

## # H\_CHILD\_F: HIRED CHIELD FEMALE

**Information** [Type= discrete] [Format=character] [Missing=\*]

**Statistics [NW/ W]** [Valid=3977 /-] [Invalid=0 /-]

Value	Label	Cases	Percentage
00000		3975	99.9%
00002		1	0.0%
00012		1	0.0%

*Warning: these figures indicate the number of cases found in the data file. They cannot be interpreted as summary statistics of the population of interest.*

## # T\_HIRED: TOTAL OF HIRED

**Information** [Type= discrete] [Format=character] [Missing=\*]

**Statistics [NW/ W]** [Valid=3977 /-] [Invalid=0 /-]

Value	Label	Cases	Percentage
00000		1728	43.4%
00001		742	18.7%
00002		386	9.7%
00003		140	3.5%
00004		75	1.9%
00005		89	2.2%
00006		79	2.0%
00007		53	1.3%
00008		68	1.7%
00009		26	0.7%
00010		57	1.4%
00011		26	0.7%
00012		39	1.0%
00013		27	0.7%
00014		22	0.6%
00015		48	1.2%
00016		18	0.5%
00017		15	0.4%
00018		19	0.5%
00019		8	0.2%
00020		36	0.9%
00021		9	0.2%
00022		18	0.5%
00023		4	0.1%
00024		5	0.1%
00025		23	0.6%
00026		3	0.1%
00027		3	0.1%
00028		3	0.1%
00029		3	0.1%
00030		14	0.4%
00031		6	0.2%

## File : 29 Dadar & Nagar Haveli

### # T\_HIRED: TOTAL OF HIRED

Value	Label	Cases	Percentage
00032		7	0.2%
00033		3	0.1%
00034		1	0.0%
00035		9	0.2%
00036		1	0.0%
00037		3	0.1%
00038		4	0.1%
00039		2	0.1%
00040		14	0.4%
00041		3	0.1%
00042		1	0.0%
00043		3	0.1%
00044		2	0.1%
00045		5	0.1%
00046		1	0.0%
00049		2	0.1%
00050		8	0.2%
00052		1	0.0%
00053		1	0.0%
00054		2	0.1%
00055		3	0.1%
00056		2	0.1%
00058		1	0.0%
00060		8	0.2%
00062		3	0.1%
00064		4	0.1%
00065		4	0.1%
00066		1	0.0%
00069		1	0.0%
00070		12	0.3%
00071		1	0.0%
00075		3	0.1%
00076		1	0.0%
00080		3	0.1%
00082		2	0.1%
00084		1	0.0%
00085		1	0.0%
00087		1	0.0%
00090		3	0.1%
00091		1	0.0%
00094		1	0.0%
00095		4	0.1%
00098		1	0.0%

## File : 29 Dadar & Nagar Haveli

### # T\_HIRED: TOTAL OF HIRED

Value	Label	Cases	Percentage
00100		3	0.1%
00101		1	0.0%
00108		2	0.1%
00110		2	0.1%
00111		1	0.0%
00113		1	0.0%
00114		1	0.0%
00115		1	0.0%
00118		1	0.0%
00120		2	0.1%
00121		1	0.0%
00125		2	0.1%
00130		1	0.0%
00137		1	0.0%
00140		1	0.0%
00144		1	0.0%
00150		3	0.1%
00152		1	0.0%
00156		1	0.0%
00161		1	0.0%
00170		1	0.0%
00175		1	0.0%
00177		1	0.0%
00188		2	0.1%
00193		1	0.0%
00200		3	0.1%
00227		1	0.0%
00243		1	0.0%
00250		1	0.0%
00260		1	0.0%
00300		1	0.0%
00307		1	0.0%
00387		1	0.0%
00400		1	0.0%
00448		1	0.0%
00500		1	0.0%
00582		1	0.0%
01020		1	0.0%
01022		1	0.0%

Warning: these figures indicate the number of cases found in the data file. They cannot be interpreted as summary statistics of the population of interest.

### # REMAKS: REMARKS

Information	[Type= discrete] [Format=character] [Missing=*]
Statistics [NW/ W]	[Valid=3977 /-] [Invalid=0 /-]

## File : 29 Dadar & Nagar Haveli

### # REMAKS: REMARKS

Value	Label	Cases	Percentage
000		3969	99.8%
280		2	0.1%
590		6	0.2%

Warning: these figures indicate the number of cases found in the data file. They cannot be interpreted as summary statistics of the population of interest.

### # TYPE\_ENTERP: TYPE OF ENTERPRISE

<b>Information</b>	[Type= discrete] [Format=character] [Missing=*]
<b>Statistics [NW/ W]</b>	[Valid=3977 /-] [Invalid=0 /-]

Value	Label	Cases	Percentage
1		1728	43.4%
2		1397	35.1%
3		852	21.4%

Warning: these figures indicate the number of cases found in the data file. They cannot be interpreted as summary statistics of the population of interest.

### # MAJOR\_ACT: MAJOR ACTIVITY CODE

<b>Information</b>	[Type= discrete] [Format=character] [Missing=*]
<b>Statistics [NW/ W]</b>	[Valid=3977 /-] [Invalid=0 /-]

Value	Label	Cases	Percentage
01		78	2.0%
02		5	0.1%
04		5	0.1%
05		899	22.6%
06		3	0.1%
07		40	1.0%
08		55	1.4%
09		1257	31.6%
10		206	5.2%
11		265	6.7%
12		33	0.8%
13		56	1.4%
14		50	1.3%
15		1023	25.7%
16		2	0.1%

Warning: these figures indicate the number of cases found in the data file. They cannot be interpreted as summary statistics of the population of interest.

### # SIZE\_EMP1: SIZE OF EMPLOYMENT CODE-

<b>Information</b>	[Type= discrete] [Format=character] [Missing=*]
<b>Statistics [NW/ W]</b>	[Valid=3977 /-] [Invalid=0 /-]

Value	Label	Cases	Percentage
1	Employee size 0 to 1	1676	42.1%
2	Employee size 2	904	22.7%
3	Employee size 3	302	7.6%
4	Employee size 4	128	3.2%
5	Employee size 5	104	2.6%

## File : 29 Dadar & Nagar Haveli

### # SIZE\_EMP1: SIZE OF EMPLOYMENT CODE-

Value	Label	Cases	Percentage
6	Employee size 6 to 9	250	6.3%
7	Employee size >9	613	15.4%

Warning: these figures indicate the number of cases found in the data file. They cannot be interpreted as summary statistics of the population of interest.

### # SIZE\_EMP2: SIZE OF EMPLOYMENT CODE-

<b>Information</b>	[Type= discrete] [Format=character] [Missing=*]
<b>Statistics [NW/ W]</b>	[Valid=3977 /-] [Invalid=0 /-]

Value	Label	Cases	Percentage
01	Employee size 0 to 1	1676	42.1%
02	Employee size 2	904	22.7%
03	Employee size 3	302	7.6%
04	Employee size 4	128	3.2%
05	Employee size 5	104	2.6%
07	Employee size 6 to 9	250	6.3%
08	Employee size 10 to 14	185	4.7%
09	Employee size 15 to 19	114	2.9%
10	Employee size 20 to 24	72	1.8%
11	Employee size 25 to 49	117	2.9%
12	Employee size 50 to 99	75	1.9%
13	Employee size 100 to 199	34	0.9%
14	Employee size 200 to 499	12	0.3%
15	Employee size >=500	4	0.1%

Warning: these figures indicate the number of cases found in the data file. They cannot be interpreted as summary statistics of the population of interest.

### # FITTER: FILLER

<b>Information</b>	[Type= discrete] [Format=character] [Missing=*]
<b>Statistics [NW/ W]</b>	[Valid=3977 /-] [Invalid=0 /-]

Value	Label	Cases	Percentage
0		3977	100.0%

Warning: these figures indicate the number of cases found in the data file. They cannot be interpreted as summary statistics of the population of interest.

## File : 30 Daman & Diu

### # FILE\_ID: FILE-ID

**Information** [Type= discrete] [Format=character] [Missing=\*]

**Statistics [NW/ W]** [Valid=6233 /-] [Invalid=0 /-]

Value	Label	Cases	Percentage
EC98AD		6233	100.0%

*Warning: these figures indicate the number of cases found in the data file. They cannot be interpreted as summary statistics of the population of interest.*

### # ID\_NO: IDENTIFICATION NO (ID NO)

**Information** [Type= discrete] [Format=character] [Missing=\*]

**Statistics [NW/ W]** [Valid=6233 /-] [Invalid=0 /-]

Value	Label	Cases	Percentage
300100101001		111	1.8%
300100101002		35	0.6%
300100101003		163	2.6%
300100101004		289	4.6%
300100101005		33	0.5%
300100101006		137	2.2%
300100101008		74	1.2%
300100101009		94	1.5%
300100101010		406	6.5%
300100101011		153	2.5%
300100101012		90	1.4%
300100101013		40	0.6%
300100101014		6	0.1%
300100101015		20	0.3%
300100101016		40	0.6%
300100101017		21	0.3%
300100101018		34	0.5%
300100101019		2	0.0%
300100101020		12	0.2%
300100101021		48	0.8%
300100101022		53	0.9%
300101700101		85	1.4%
300101700102		60	1.0%
300101700103		46	0.7%
300101700104		36	0.6%
300101700105		103	1.7%
300101700106		170	2.7%
300101700107		66	1.1%
300101700108		54	0.9%
300101700109		51	0.8%
300101700110		86	1.4%
300101700111		41	0.7%
300101700112		34	0.5%
300101700113		38	0.6%

## File : 30 Daman & Diu

### # ID\_NO: IDENTIFICATION NO (ID NO)

Value	Label	Cases	Percentage
300101700114		88	1.4%
300101700115		83	1.3%
300101700116		42	0.7%
300101700117		90	1.4%
300101700118		99	1.6%
300101700119		80	1.3%
300101700120		68	1.1%
300101700121		61	1.0%
300101700122		42	0.7%
300101700201		34	0.5%
300101700202		45	0.7%
300101700203		22	0.4%
300101700204		30	0.5%
300101700205		56	0.9%
300101700206		20	0.3%
300101700207		26	0.4%
300101700208		24	0.4%
300101700209		31	0.5%
300101700210		78	1.3%
300101700211		50	0.8%
300101700212		45	0.7%
300101700213		37	0.6%
300101700214		47	0.8%
300101700215		36	0.6%
300101700216		48	0.8%
300101700217		10	0.2%
300101700218		63	1.0%
300200101001		611	9.8%
300200101002		291	4.7%
300201400101		42	0.7%
300201400102		22	0.4%
300201400103		24	0.4%
300201400104		42	0.7%
300201400105		24	0.4%
300201400106		54	0.9%
300201400107		42	0.7%
300201400108		36	0.6%
300201400109		24	0.4%
300201400110		28	0.4%
300201400111		18	0.3%
300201400112		6	0.1%
300201400113		23	0.4%
300201400114		12	0.2%



## File : 30 Daman & Diu

### # ID\_NO: IDENTIFICATION NO (ID NO)

Value	Label	Cases	Percentage
300201400115		24	0.4%
300201400116		18	0.3%
300201400117		11	0.2%
300201400118		90	1.4%
300201400119		48	0.8%
300201400120		40	0.6%
300201400121		41	0.7%
300201400122		34	0.5%
300201400123		18	0.3%
300201400124		10	0.2%
300201400125		66	1.1%
300201400126		60	1.0%
300201400127		4	0.1%
300201400128		60	1.0%
300201400129		42	0.7%
300201400130		58	0.9%
300201400131		75	1.2%
300201400132		49	0.8%
300201400133		48	0.8%
300201400134		52	0.8%

Warning: these figures indicate the number of cases found in the data file. They cannot be interpreted as summary statistics of the population of interest.

### # ST: STATE CODE

<b>Information</b>	[Type= discrete] [Format=character] [Missing=*]
<b>Statistics [NW/ W]</b>	[Valid=6233 /-] [Invalid=0 /-]

Value	Label	Cases	Percentage
30	Damam & Diu	6233	100.0%

Warning: these figures indicate the number of cases found in the data file. They cannot be interpreted as summary statistics of the population of interest.

### # DT: DISTRICT CODE

<b>Information</b>	[Type= discrete] [Format=character] [Missing=*]
<b>Statistics [NW/ W]</b>	[Valid=6233 /-] [Invalid=0 /-]

Value	Label	Cases	Percentage
01	DAMAN	4086	65.6%
02	DIU	2147	34.4%

Warning: these figures indicate the number of cases found in the data file. They cannot be interpreted as summary statistics of the population of interest.

### # TEH: TEHSIL CODE

<b>Information</b>	[Type= discrete] [Format=character] [Missing=*]
<b>Statistics [NW/ W]</b>	[Valid=6233 /-] [Invalid=0 /-]

Value	Label	Cases	Percentage
001		6233	100.0%

Warning: these figures indicate the number of cases found in the data file. They cannot be interpreted as summary statistics of the population of interest.

## File : 30 Daman & Diu

### # CD\_BLOCK: CD BLOCK

**Information** [Type= discrete] [Format=character] [Missing=\*]

**Statistics [NW/ W]** [Valid=6233 /-] [Invalid=0 /-]

Value	Label	Cases	Percentage
00		3470	55.7%
01		2763	44.3%

*Warning: these figures indicate the number of cases found in the data file. They cannot be interpreted as summary statistics of the population of interest.*

### # SECTOR: SECTOR CODE

**Information** [Type= discrete] [Format=character] [Missing=\*]

**Statistics [NW/ W]** [Valid=6233 /-] [Invalid=0 /-]

Value	Label	Cases	Percentage
1	Rural	2763	44.3%
2	Urban	3470	55.7%

*Warning: these figures indicate the number of cases found in the data file. They cannot be interpreted as summary statistics of the population of interest.*

### # V\_C: VILLAGE CODE

**Information** [Type= discrete] [Format=character] [Missing=\*]

**Statistics [NW/ W]** [Valid=6233 /-] [Invalid=0 /-]

Value	Label	Cases	Percentage
001		722	11.6%
002		326	5.2%
003		163	2.6%
004		289	4.6%
005		33	0.5%
006		137	2.2%
008		74	1.2%
009		94	1.5%
010		406	6.5%
011		153	2.5%
012		90	1.4%
013		40	0.6%
014		1251	20.1%
015		20	0.3%
016		40	0.6%
017		2246	36.0%
018		34	0.5%
019		2	0.0%
020		12	0.2%
021		48	0.8%
022		53	0.9%

*Warning: these figures indicate the number of cases found in the data file. They cannot be interpreted as summary statistics of the population of interest.*

### # WARD: WARD CODE

**Information** [Type= discrete] [Format=character] [Missing=\*]

**Statistics [NW/ W]** [Valid=6233 /-] [Invalid=0 /-]

## File : 30 Daman & Diu

### # WARD: WARD CODE

Value	Label	Cases	Percentage
000		3751	60.2%
001		273	4.4%
002		190	3.0%
003		257	4.1%
004		54	0.9%
005		143	2.3%
006		205	3.3%
007		243	3.9%
008		79	1.3%
009		249	4.0%
010		220	3.5%
011		238	3.8%
012		81	1.3%
013		90	1.4%
014		46	0.7%
015		114	1.8%

Warning: these figures indicate the number of cases found in the data file. They cannot be interpreted as summary statistics of the population of interest.

### # IV\_UNIT: IV UNIT

<b>Information</b>	[Type= discrete] [Format=character] [Missing=*]
<b>Statistics [NW/ W]</b>	[Valid=6233 /-] [Invalid=0 /-]

Value	Label	Cases	Percentage
000		2763	44.3%
001		2768	44.4%
002		702	11.3%

Warning: these figures indicate the number of cases found in the data file. They cannot be interpreted as summary statistics of the population of interest.

### # UFS\_BLOCK: UFS BLOCK

<b>Information</b>	[Type= discrete] [Format=character] [Missing=*]
<b>Statistics [NW/ W]</b>	[Valid=6233 /-] [Invalid=0 /-]

Value	Label	Cases	Percentage
00		2763	44.3%
01		161	2.6%
02		127	2.0%
03		92	1.5%
04		108	1.7%
05		183	2.9%
06		244	3.9%
07		134	2.1%
08		114	1.8%
09		106	1.7%
10		192	3.1%
11		109	1.7%
12		85	1.4%

## File : 30 Daman & Diu

### # UFS\_BLOCK: UFS BLOCK

Value	Label	Cases	Percentage
13		98	1.6%
14		147	2.4%
15		143	2.3%
16		108	1.7%
17		111	1.8%
18		252	4.0%
19		128	2.1%
20		108	1.7%
21		102	1.6%
22		76	1.2%
23		18	0.3%
24		10	0.2%
25		66	1.1%
26		60	1.0%
27		4	0.1%
28		60	1.0%
29		42	0.7%
30		58	0.9%
31		75	1.2%
32		49	0.8%
33		48	0.8%
34		52	0.8%

Warning: these figures indicate the number of cases found in the data file. They cannot be interpreted as summary statistics of the population of interest.

### # P\_NO: PAGE NO

Value	Label	Cases	Percentage
001		576	9.2%
002		549	8.8%
003		510	8.2%
004		500	8.0%
005		415	6.7%
006		394	6.3%
007		339	5.4%
008		285	4.6%
009		233	3.7%
010		196	3.1%
011		165	2.6%
012		140	2.2%
013		126	2.0%
014		113	1.8%
015		106	1.7%
016		71	1.1%

# File : 30 Daman & Diu

# P\_NO: PAGE NO

Value	Label	Cases	Percentage
017		66	1.1%
018		60	1.0%
019		54	0.9%
020		51	0.8%
021		48	0.8%
022		48	0.8%
023		43	0.7%
024		42	0.7%
025		42	0.7%
026		42	0.7%
027		41	0.7%
028		32	0.5%
029		29	0.5%
030		24	0.4%
031		24	0.4%
032		24	0.4%
033		24	0.4%
034		24	0.4%
035		24	0.4%
036		24	0.4%
037		24	0.4%
038		24	0.4%
039		20	0.3%
040		24	0.4%
041		24	0.4%
042		24	0.4%
043		23	0.4%
044		24	0.4%
045		23	0.4%
046		24	0.4%
047		21	0.3%
048		24	0.4%
049		24	0.4%
050		12	0.2%
051		12	0.2%
052		12	0.2%
053		12	0.2%
054		8	0.1%
055		12	0.2%
056		12	0.2%
057		12	0.2%
058		12	0.2%
059		12	0.2%

**File : 30 Daman & Diu**

# P\_NO: PAGE NO

Value	Label	Cases	Percentage
060		12	0.2%
061		12	0.2%
062		12	0.2%
063		12	0.2%
064		12	0.2%
065		12	0.2%
066		12	0.2%
067		12	0.2%
068		12	0.2%
069		9	0.1%
070		6	0.1%
071		6	0.1%
072		6	0.1%
073		6	0.1%
074		6	0.1%
075		6	0.1%
076		6	0.1%
077		6	0.1%
078		6	0.1%
079		6	0.1%
080		3	0.0%
081		6	0.1%
082		6	0.1%
083		6	0.1%
084		6	0.1%
085		6	0.1%
086		6	0.1%
087		6	0.1%
088		6	0.1%
089		6	0.1%
090		6	0.1%
091		6	0.1%
092		6	0.1%
093		6	0.1%
094		6	0.1%
095		6	0.1%
096		6	0.1%
097		6	0.1%
098		6	0.1%
099		6	0.1%
100		6	0.1%
101		6	0.1%
102		6	0.1%

## File : 30 Daman & Diu

### # P\_NO: PAGE NO

Value	Label	Cases	Percentage
103		6	0.1%
104		6	0.1%
105		6	0.1%

Warning: these figures indicate the number of cases found in the data file. They cannot be interpreted as summary statistics of the population of interest.

### # LINE\_NO: LINE NUMBER

<b>Information</b>	[Type= discrete] [Format=character] [Missing=*]
<b>Statistics [NW/ W]</b>	[Valid=6233 /-] [Invalid=0 /-]

### # PREM\_S: PREMISES STATUS

<b>Information</b>	[Type= discrete] [Format=character] [Missing=*]
<b>Statistics [NW/ W]</b>	[Valid=6233 /-] [Invalid=0 /-]

Value	Label	Cases	Percentage
1	Without premises	2393	38.4%
2	With Premises	3840	61.6%

Warning: these figures indicate the number of cases found in the data file. They cannot be interpreted as summary statistics of the population of interest.

### # SRL\_NO: RUNNING SERIAL NUMBER

<b>Information</b>	[Type= discrete] [Format=character] [Missing=*]
<b>Statistics [NW/ W]</b>	[Valid=6233 /-] [Invalid=0 /-]

Value	Label	Cases	Percentage
00001		97	1.6%
00002		97	1.6%
00003		96	1.5%
00004		96	1.5%
00005		95	1.5%
00006		95	1.5%
00007		93	1.5%
00008		93	1.5%
00009		93	1.5%
00010		93	1.5%
00011		91	1.5%
00012		90	1.4%
00013		88	1.4%
00014		88	1.4%
00015		88	1.4%
00016		88	1.4%
00017		88	1.4%
00018		88	1.4%
00019		85	1.4%
00020		85	1.4%
00021		83	1.3%
00022		82	1.3%
00023		80	1.3%

## File : 30 Daman & Diu

# SRL\_NO: RUNNING SERIAL NUMBER

Value	Label	Cases	Percentage
00024		79	1.3%
00025		74	1.2%
00026		74	1.2%
00027		73	1.2%
00028		73	1.2%
00029		72	1.2%
00030		72	1.2%
00031		71	1.1%
00032		70	1.1%
00033		70	1.1%
00034		69	1.1%
00035		65	1.0%
00036		64	1.0%
00037		61	1.0%
00038		60	1.0%
00039		59	0.9%
00040		59	0.9%
00041		56	0.9%
00042		54	0.9%
00043		48	0.8%
00044		48	0.8%
00045		48	0.8%
00046		46	0.7%
00047		45	0.7%
00048		44	0.7%
00049		40	0.6%
00050		39	0.6%
00051		38	0.6%
00052		37	0.6%
00053		36	0.6%
00054		35	0.6%
00055		33	0.5%
00056		33	0.5%
00057		32	0.5%
00058		32	0.5%
00059		31	0.5%
00060		31	0.5%
00061		28	0.4%
00062		27	0.4%
00063		27	0.4%
00064		26	0.4%
00065		26	0.4%
00066		26	0.4%



## File : 30 Daman & Diu

# SRL\_NO: RUNNING SERIAL NUMBER

Value	Label	Cases	Percentage
00067		24	0.4%
00068		24	0.4%
00069		23	0.4%
00070		23	0.4%
00071		23	0.4%
00072		23	0.4%
00073		23	0.4%
00074		23	0.4%
00075		22	0.4%
00076		21	0.3%
00077		21	0.3%
00078		21	0.3%
00079		20	0.3%
00080		20	0.3%
00081		19	0.3%
00082		19	0.3%
00083		19	0.3%
00084		18	0.3%
00085		18	0.3%
00086		17	0.3%
00087		16	0.3%
00088		16	0.3%
00089		15	0.2%
00090		15	0.2%
00091		12	0.2%
00092		12	0.2%
00093		12	0.2%
00094		12	0.2%
00095		11	0.2%
00096		11	0.2%
00097		11	0.2%
00098		11	0.2%
00099		11	0.2%
00100		10	0.2%
00101		10	0.2%
00102		10	0.2%
00103		10	0.2%
00104		9	0.1%
00105		9	0.1%
00106		9	0.1%
00107		9	0.1%
00108		9	0.1%
00109		9	0.1%

**File : 30 Daman & Diu**

# SRL\_NO: RUNNING SERIAL NUMBER

Value	Label	Cases	Percentage
00110		9	0.1%
00111		9	0.1%
00112		8	0.1%
00113		8	0.1%
00114		8	0.1%
00115		8	0.1%
00116		8	0.1%
00117		8	0.1%
00118		8	0.1%
00119		8	0.1%
00120		8	0.1%
00121		8	0.1%
00122		8	0.1%
00123		8	0.1%
00124		8	0.1%
00125		8	0.1%
00126		8	0.1%
00127		8	0.1%
00128		8	0.1%
00129		8	0.1%
00130		8	0.1%
00131		8	0.1%
00132		8	0.1%
00133		8	0.1%
00134		8	0.1%
00135		8	0.1%
00136		8	0.1%
00137		8	0.1%
00138		7	0.1%
00139		7	0.1%
00140		7	0.1%
00141		7	0.1%
00142		7	0.1%
00143		7	0.1%
00144		7	0.1%
00145		7	0.1%
00146		7	0.1%
00147		7	0.1%
00148		7	0.1%
00149		7	0.1%
00150		7	0.1%
00151		7	0.1%
00152		7	0.1%

## File : 30 Daman & Diu

# SRL\_NO: RUNNING SERIAL NUMBER

Value	Label	Cases	Percentage
00153		7	0.1%
00154		6	0.1%
00155		6	0.1%
00156		6	0.1%
00157		6	0.1%
00158		6	0.1%
00159		6	0.1%
00160		6	0.1%
00161		6	0.1%
00162		6	0.1%
00163		6	0.1%
00164		5	0.1%
00165		5	0.1%
00166		5	0.1%
00167		5	0.1%
00168		5	0.1%
00169		5	0.1%
00170		5	0.1%
00171		4	0.1%
00172		4	0.1%
00173		4	0.1%
00174		4	0.1%
00175		4	0.1%
00176		4	0.1%
00177		4	0.1%
00178		4	0.1%
00179		4	0.1%
00180		4	0.1%
00181		4	0.1%
00182		4	0.1%
00183		4	0.1%
00184		4	0.1%
00185		4	0.1%
00186		4	0.1%
00187		4	0.1%
00188		4	0.1%
00189		4	0.1%
00190		4	0.1%
00191		4	0.1%
00192		4	0.1%
00193		4	0.1%
00194		4	0.1%
00195		4	0.1%

**File : 30 Daman & Diu**

# SRL\_NO: RUNNING SERIAL NUMBER

Value	Label	Cases	Percentage
00196		4	0.1%
00197		4	0.1%
00198		4	0.1%
00199		4	0.1%
00200		4	0.1%
00201		4	0.1%
00202		4	0.1%
00203		4	0.1%
00204		4	0.1%
00205		4	0.1%
00206		4	0.1%
00207		4	0.1%
00208		4	0.1%
00209		4	0.1%
00210		4	0.1%
00211		4	0.1%
00212		4	0.1%
00213		4	0.1%
00214		4	0.1%
00215		4	0.1%
00216		4	0.1%
00217		4	0.1%
00218		4	0.1%
00219		4	0.1%
00220		4	0.1%
00221		4	0.1%
00222		4	0.1%
00223		4	0.1%
00224		4	0.1%
00225		4	0.1%
00226		4	0.1%
00227		4	0.1%
00228		4	0.1%
00229		4	0.1%
00230		4	0.1%
00231		4	0.1%
00232		4	0.1%
00233		4	0.1%
00234		4	0.1%
00235		4	0.1%
00236		4	0.1%
00237		4	0.1%
00238		4	0.1%

**File : 30 Daman & Diu**

# SRL\_NO: RUNNING SERIAL NUMBER

Value	Label	Cases	Percentage
00239		4	0.1%
00240		4	0.1%
00241		4	0.1%
00242		4	0.1%
00243		4	0.1%
00244		4	0.1%
00245		4	0.1%
00246		4	0.1%
00247		4	0.1%
00248		4	0.1%
00249		4	0.1%
00250		4	0.1%
00251		4	0.1%
00252		4	0.1%
00253		4	0.1%
00254		4	0.1%
00255		4	0.1%
00256		4	0.1%
00257		4	0.1%
00258		4	0.1%
00259		4	0.1%
00260		4	0.1%
00261		4	0.1%
00262		4	0.1%
00263		4	0.1%
00264		4	0.1%
00265		4	0.1%
00266		4	0.1%
00267		4	0.1%
00268		4	0.1%
00269		4	0.1%
00270		4	0.1%
00271		4	0.1%
00272		4	0.1%
00273		4	0.1%
00274		4	0.1%
00275		4	0.1%
00276		4	0.1%
00277		4	0.1%
00278		4	0.1%
00279		4	0.1%
00280		4	0.1%
00281		4	0.1%

## File : 30 Daman & Diu

# SRL\_NO: RUNNING SERIAL NUMBER

Value	Label	Cases	Percentage
00282		4	0.1%
00283		4	0.1%
00284		4	0.1%
00285		4	0.1%
00286		4	0.1%
00287		4	0.1%
00288		4	0.1%
00289		4	0.1%
00290		3	0.0%
00291		3	0.0%
00292		2	0.0%
00293		2	0.0%
00294		2	0.0%
00295		2	0.0%
00296		2	0.0%
00297		2	0.0%
00298		2	0.0%
00299		2	0.0%
00300		2	0.0%
00301		2	0.0%
00302		2	0.0%
00303		2	0.0%
00304		2	0.0%
00305		2	0.0%
00306		2	0.0%
00307		2	0.0%
00308		2	0.0%
00309		2	0.0%
00310		2	0.0%
00311		2	0.0%
00312		2	0.0%
00313		2	0.0%
00314		2	0.0%
00315		2	0.0%
00316		2	0.0%
00317		2	0.0%
00318		2	0.0%
00319		2	0.0%
00320		2	0.0%
00321		2	0.0%
00322		2	0.0%
00323		2	0.0%
00324		2	0.0%

**File : 30 Daman & Diu**

# SRL\_NO: RUNNING SERIAL NUMBER

Value	Label	Cases	Percentage
00325		2	0.0%
00326		2	0.0%
00327		2	0.0%
00328		2	0.0%
00329		2	0.0%
00330		2	0.0%
00331		2	0.0%
00332		2	0.0%
00333		2	0.0%
00334		2	0.0%
00335		2	0.0%
00336		2	0.0%
00337		2	0.0%
00338		2	0.0%
00339		2	0.0%
00340		2	0.0%
00341		2	0.0%
00342		2	0.0%
00343		2	0.0%
00344		2	0.0%
00345		2	0.0%
00346		2	0.0%
00347		2	0.0%
00348		2	0.0%
00349		2	0.0%
00350		2	0.0%
00351		2	0.0%
00352		2	0.0%
00353		2	0.0%
00354		2	0.0%
00355		2	0.0%
00356		2	0.0%
00357		2	0.0%
00358		2	0.0%
00359		2	0.0%
00360		2	0.0%
00361		2	0.0%
00362		2	0.0%
00363		2	0.0%
00364		2	0.0%
00365		2	0.0%
00366		2	0.0%
00367		2	0.0%

**File : 30 Daman & Diu**

# SRL\_NO: RUNNING SERIAL NUMBER

Value	Label	Cases	Percentage
00368		2	0.0%
00369		2	0.0%
00370		2	0.0%
00371		2	0.0%
00372		2	0.0%
00373		2	0.0%
00374		2	0.0%
00375		2	0.0%
00376		2	0.0%
00377		2	0.0%
00378		2	0.0%
00379		2	0.0%
00380		2	0.0%
00381		2	0.0%
00382		2	0.0%
00383		2	0.0%
00384		2	0.0%
00385		2	0.0%
00386		2	0.0%
00387		2	0.0%
00388		2	0.0%
00389		2	0.0%
00390		2	0.0%
00391		2	0.0%
00392		2	0.0%
00393		2	0.0%
00394		2	0.0%
00395		2	0.0%
00396		2	0.0%
00397		2	0.0%
00398		2	0.0%
00399		2	0.0%
00400		2	0.0%
00401		2	0.0%
00402		2	0.0%
00403		2	0.0%
00404		2	0.0%
00405		2	0.0%
00406		2	0.0%
00407		1	0.0%
00408		1	0.0%
00409		1	0.0%
00410		1	0.0%



**File : 30 Daman & Diu****# SRL\_NO: RUNNING SERIAL NUMBER**

<b>Value</b>	<b>Label</b>	<b>Cases</b>	<b>Percentage</b>
00411		1	0.0%
00412		1	0.0%
00413		1	0.0%
00414		1	0.0%
00415		1	0.0%
00416		1	0.0%
00417		1	0.0%
00418		1	0.0%
00419		1	0.0%
00420		1	0.0%
00421		1	0.0%
00422		1	0.0%
00423		1	0.0%
00424		1	0.0%
00425		1	0.0%
00426		1	0.0%
00427		1	0.0%
00428		1	0.0%
00429		1	0.0%
00430		1	0.0%
00431		1	0.0%
00432		1	0.0%
00433		1	0.0%
00434		1	0.0%
00435		1	0.0%
00436		1	0.0%
00437		1	0.0%
00438		1	0.0%
00439		1	0.0%
00440		1	0.0%
00441		1	0.0%
00442		1	0.0%
00443		1	0.0%
00444		1	0.0%
00445		1	0.0%
00446		1	0.0%
00447		1	0.0%
00448		1	0.0%
00449		1	0.0%
00450		1	0.0%
00451		1	0.0%
00452		1	0.0%
00453		1	0.0%

**File : 30 Daman & Diu****# SRL\_NO: RUNNING SERIAL NUMBER**

<b>Value</b>	<b>Label</b>	<b>Cases</b>	<b>Percentage</b>
00454		1	0.0%
00455		1	0.0%
00456		1	0.0%
00457		1	0.0%
00458		1	0.0%
00459		1	0.0%
00460		1	0.0%
00461		1	0.0%
00462		1	0.0%
00463		1	0.0%
00464		1	0.0%
00465		1	0.0%
00466		1	0.0%
00467		1	0.0%
00468		1	0.0%
00469		1	0.0%
00470		1	0.0%
00471		1	0.0%
00472		1	0.0%
00473		1	0.0%
00474		1	0.0%
00475		1	0.0%
00476		1	0.0%
00477		1	0.0%
00478		1	0.0%
00479		1	0.0%
00480		1	0.0%
00481		1	0.0%
00482		1	0.0%
00483		1	0.0%
00484		1	0.0%
00485		1	0.0%
00486		1	0.0%
00487		1	0.0%
00488		1	0.0%
00489		1	0.0%
00490		1	0.0%
00491		1	0.0%
00492		1	0.0%
00493		1	0.0%
00494		1	0.0%
00495		1	0.0%
00496		1	0.0%

**File : 30 Daman & Diu****# SRL\_NO: RUNNING SERIAL NUMBER**

<b>Value</b>	<b>Label</b>	<b>Cases</b>	<b>Percentage</b>
00497		1	0.0%
00498		1	0.0%
00499		1	0.0%
00500		1	0.0%
00501		1	0.0%
00502		1	0.0%
00503		1	0.0%
00504		1	0.0%
00505		1	0.0%
00506		1	0.0%
00507		1	0.0%
00508		1	0.0%
00509		1	0.0%
00510		1	0.0%
00511		1	0.0%
00512		1	0.0%
00513		1	0.0%
00514		1	0.0%
00515		1	0.0%
00516		1	0.0%
00517		1	0.0%
00518		1	0.0%
00519		1	0.0%
00520		1	0.0%
00521		1	0.0%
00522		1	0.0%
00523		1	0.0%
00524		1	0.0%
00525		1	0.0%
00526		1	0.0%
00527		1	0.0%
00528		1	0.0%
00529		1	0.0%
00530		1	0.0%
00531		1	0.0%
00532		1	0.0%
00533		1	0.0%
00534		1	0.0%
00535		1	0.0%
00536		1	0.0%
00537		1	0.0%
00538		1	0.0%
00539		1	0.0%

**File : 30 Daman & Diu**

# SRL\_NO: RUNNING SERIAL NUMBER

Value	Label	Cases	Percentage
00540		1	0.0%
00541		1	0.0%
00542		1	0.0%
00543		1	0.0%
00544		1	0.0%
00545		1	0.0%
00546		1	0.0%
00547		1	0.0%
00548		1	0.0%
00549		1	0.0%
00550		1	0.0%
00551		1	0.0%
00552		1	0.0%
00553		1	0.0%
00554		1	0.0%
00555		1	0.0%
00556		1	0.0%
00557		1	0.0%
00558		1	0.0%
00559		1	0.0%
00560		1	0.0%
00561		1	0.0%
00562		1	0.0%
00563		1	0.0%
00564		1	0.0%
00565		1	0.0%
00566		1	0.0%
00567		1	0.0%
00568		1	0.0%
00569		1	0.0%
00570		1	0.0%
00571		1	0.0%
00572		1	0.0%
00573		1	0.0%
00574		1	0.0%
00575		1	0.0%
00576		1	0.0%
00577		1	0.0%
00578		1	0.0%
00579		1	0.0%
00580		1	0.0%
00581		1	0.0%
00582		1	0.0%

## File : 30 Daman & Diu

### # SRL\_NO: RUNNING SERIAL NUMBER

Value	Label	Cases	Percentage
00583		1	0.0%
00584		1	0.0%
00585		1	0.0%
00586		1	0.0%
00587		1	0.0%
00588		1	0.0%
00589		1	0.0%
00590		1	0.0%
00591		1	0.0%
00592		1	0.0%
00593		1	0.0%
00594		1	0.0%
00595		1	0.0%
00596		1	0.0%
00597		1	0.0%
00598		1	0.0%
00599		1	0.0%
00600		1	0.0%
00601		1	0.0%
00602		1	0.0%
00603		1	0.0%
00604		1	0.0%
00605		1	0.0%
00606		1	0.0%
00607		1	0.0%
00608		1	0.0%
00609		1	0.0%
00610		1	0.0%
00611		1	0.0%

*Warning: these figures indicate the number of cases found in the data file. They cannot be interpreted as summary statistics of the population of interest.*

### # NIC: NIC

**Information** [Type= discrete] [Format=character] [Missing=\*]

**Statistics [NW/ W]** [Valid=6233 /-] [Invalid=0 /-]

*Frequency table not shown (1278 Modalities)*

### # AGRI\_NON\_AGRI: AGRI.AND NON-AGRI.

**Information** [Type= discrete] [Format=character] [Missing=\*]

**Statistics [NW/ W]** [Valid=6233 /-] [Invalid=0 /-]

Value	Label	Cases	Percentage
1	Agriculture	980	15.7%
2	Non-Agriculture	5253	84.3%

*Warning: these figures indicate the number of cases found in the data file. They cannot be interpreted as summary statistics of the population of interest.*

## File : 30 Daman & Diu

### # NOP: NATURE OF OPERATION

**Information** [Type= discrete] [Format=character] [Missing=\*]

**Statistics [NW/ W]** [Valid=6233 /-] [Invalid=0 /-]

Value	Label	Cases	Percentage
1	Perennial	4990	80.1%
2	Non-Perennial	1243	19.9%

*Warning: these figures indicate the number of cases found in the data file. They cannot be interpreted as summary statistics of the population of interest.*

### # OWN\_SHIP: OWNERSHIP CODE

**Information** [Type= discrete] [Format=character] [Missing=\*]

**Statistics [NW/ W]** [Valid=6233 /-] [Invalid=0 /-]

Value	Label	Cases	Percentage
1	Private Non-Profit Institutions	162	2.6%
2	Private Others	5778	92.7%
3	Co-operatives	50	0.8%
4	Governments	243	3.9%

*Warning: these figures indicate the number of cases found in the data file. They cannot be interpreted as summary statistics of the population of interest.*

### # SG: SOCIAL GROUP CODE

**Information** [Type= discrete] [Format=character] [Missing=\*]

**Statistics [NW/ W]** [Valid=6233 /-] [Invalid=0 /-]

Value	Label	Cases	Percentage
1	ST Female	19	0.3%
2	ST Male	101	1.6%
3	SC Female	8	0.1%
4	SC Male	56	0.9%
5	OBC Female	8	0.1%
6	OBC Male	60	1.0%
7	Others Female	666	10.7%
8	Others Male	4860	78.0%
9	Other than private enterprises	455	7.3%

*Warning: these figures indicate the number of cases found in the data file. They cannot be interpreted as summary statistics of the population of interest.*

### # P\_F\_USED: POWER/FUEL USED

**Information** [Type= discrete] [Format=character] [Missing=\*]

**Statistics [NW/ W]** [Valid=6233 /-] [Invalid=0 /-]

Value	Label	Cases	Percentage
0	Without power	3288	52.8%
1	Electricity	1485	23.8%
2	Coal/soft coke	26	0.4%
3	Patrol/Diesel	1090	17.5%
4	LPG/Natural Gas	51	0.8%
5	Fire wood	13	0.2%
6	Kerosene	181	2.9%
7	Animal power	0	
8	"Non-conventional energy (bio-gas, solar & wind energy)	0	

## File : 30 Daman & Diu

### # P\_F\_USED: POWER/FUEL USED

Value	Label	Cases	Percentage
9	Others	99	1.6%

*Warning: these figures indicate the number of cases found in the data file. They cannot be interpreted as summary statistics of the population of interest.*

### # Y\_OPRA: YEAR OF OPERATION

<b>Information</b>	[Type= discrete] [Format=character] [Missing=*]
<b>Statistics [NW/ W]</b>	[Valid=6233 /-] [Invalid=0 /-]

Value	Label	Cases	Percentage
0	Less than 1 year	285	4.6%
1	Completed 1 year	316	5.1%
2	Completed 2 years	649	10.4%
3	Completed 3 years	475	7.6%
4	Completed 4 years	445	7.1%
5	Completed 5 years	629	10.1%
6	Completed 6 years	313	5.0%
7	Completed 7 years	215	3.4%
8	Completed 8 years	292	4.7%
9	Completed 9 years or more	2614	41.9%

*Warning: these figures indicate the number of cases found in the data file. They cannot be interpreted as summary statistics of the population of interest.*

### # REGISN: REGISTRATION CODE

<b>Information</b>	[Type= discrete] [Format=character] [Missing=*]
<b>Statistics [NW/ W]</b>	[Valid=6233 /-] [Invalid=0 /-]

Value	Label	Cases	Percentage
00		5802	93.1%
01		199	3.2%
02		224	3.6%
03		2	0.0%
04		1	0.0%
05		1	0.0%
06		4	0.1%

*Warning: these figures indicate the number of cases found in the data file. They cannot be interpreted as summary statistics of the population of interest.*

### # SOF: SOURCE OF FINANCE

<b>Information</b>	[Type= discrete] [Format=character] [Missing=*]
<b>Statistics [NW/ W]</b>	[Valid=6233 /-] [Invalid=0 /-]

Value	Label	Cases	Percentage
1	Assistance under IRDP	13	0.2%
2	Assistance under other poverty alleviation programs(TRYSEM/DWCARA/toll kits)	14	0.2%
3	Borrowing from institutions	697	11.2%
4	Borrowing from non-institutions	69	1.1%
5	Self financing	4697	75.4%
6	Others	743	11.9%

*Warning: these figures indicate the number of cases found in the data file. They cannot be interpreted as summary statistics of the population of interest.*

# File : 30 Daman & Diu

## # T\_ADULT\_M: TOTAL ADULT MALE

**Information** [Type= discrete] [Format=character] [Missing=\*]

**Statistics [NW/ W]** [Valid=6233 /-] [Invalid=0 /-]

Value	Label	Cases	Percentage
00000		718	11.5%
00001		2676	42.9%
00002		838	13.4%
00003		328	5.3%
00004		226	3.6%
00005		265	4.3%
00006		233	3.7%
00007		150	2.4%
00008		171	2.7%
00009		81	1.3%
00010		83	1.3%
00011		32	0.5%
00012		69	1.1%
00013		28	0.4%
00014		27	0.4%
00015		36	0.6%
00016		30	0.5%
00017		14	0.2%
00018		20	0.3%
00019		4	0.1%
00020		33	0.5%
00021		12	0.2%
00022		10	0.2%
00023		6	0.1%
00024		4	0.1%
00025		13	0.2%
00026		10	0.2%
00027		6	0.1%
00028		3	0.0%
00029		1	0.0%
00030		9	0.1%
00031		9	0.1%
00032		4	0.1%
00033		3	0.0%
00034		1	0.0%
00035		11	0.2%
00036		1	0.0%
00037		1	0.0%
00038		2	0.0%
00039		1	0.0%
00040		7	0.1%



## File : 30 Daman & Diu

### # T\_ADULT\_M: TOTAL ADULT MALE

Value	Label	Cases	Percentage
00041		3	0.0%
00042		2	0.0%
00043		1	0.0%
00045		2	0.0%
00048		1	0.0%
00049		1	0.0%
00050		6	0.1%
00051		2	0.0%
00052		1	0.0%
00053		1	0.0%
00055		1	0.0%
00058		1	0.0%
00060		4	0.1%
00061		1	0.0%
00066		1	0.0%
00067		1	0.0%
00069		1	0.0%
00070		1	0.0%
00075		2	0.0%
00078		1	0.0%
00080		1	0.0%
00083		1	0.0%
00085		1	0.0%
00092		1	0.0%
00100		1	0.0%
00106		1	0.0%
00107		2	0.0%
00117		1	0.0%
00120		2	0.0%
00125		1	0.0%
00130		1	0.0%
00135		1	0.0%
00140		1	0.0%
00143		1	0.0%
00147		1	0.0%
00150		1	0.0%
00153		1	0.0%
00200		1	0.0%
00261		1	0.0%
00394		1	0.0%
01000		1	0.0%

*Warning: these figures indicate the number of cases found in the data file. They cannot be interpreted as summary statistics of the population of interest.*

## File : 30 Daman & Diu

### # T\_ADULT\_F: TOTAL ADULT FEMALE

**Information** [Type= discrete] [Format=character] [Missing=\*]

**Statistics [NW/ W]** [Valid=6233 /-] [Invalid=0 /-]

Value	Label	Cases	Percentage
00000		4757	76.3%
00001		1000	16.0%
00002		196	3.1%
00003		76	1.2%
00004		62	1.0%
00005		34	0.5%
00006		20	0.3%
00007		10	0.2%
00008		15	0.2%
00009		6	0.1%
00010		12	0.2%
00011		2	0.0%
00012		9	0.1%
00014		2	0.0%
00015		7	0.1%
00016		3	0.0%
00020		4	0.1%
00022		1	0.0%
00025		3	0.0%
00030		1	0.0%
00032		1	0.0%
00034		1	0.0%
00040		1	0.0%
00050		1	0.0%
00053		1	0.0%
00055		1	0.0%
00056		1	0.0%
00080		2	0.0%
00090		1	0.0%
00140		1	0.0%
00250		1	0.0%
00900		1	0.0%

*Warning: these figures indicate the number of cases found in the data file. They cannot be interpreted as summary statistics of the population of interest.*

### # T\_CHILD\_M: TOTAL CHIELD MALE

**Information** [Type= discrete] [Format=character] [Missing=\*]

**Statistics [NW/ W]** [Valid=6233 /-] [Invalid=0 /-]

Value	Label	Cases	Percentage
00000		6080	97.5%
00001		105	1.7%
00002		36	0.6%

## File : 30 Daman & Diu

### # T\_CHILD\_M: TOTAL CHIELD MALE

Value	Label	Cases	Percentage
00003		4	0.1%
00004		4	0.1%
00005		2	0.0%
00006		1	0.0%
00009		1	0.0%

Warning: these figures indicate the number of cases found in the data file. They cannot be interpreted as summary statistics of the population of interest.

### # T\_CHILD\_F: TOTAL CHIELD FEMALE

<b>Information</b>	[Type= discrete] [Format=character] [Missing=*]
<b>Statistics [NW/ W]</b>	[Valid=6233 /-] [Invalid=0 /-]

Value	Label	Cases	Percentage
00000		6192	99.3%
00001		28	0.4%
00002		7	0.1%
00003		5	0.1%
00004		1	0.0%

Warning: these figures indicate the number of cases found in the data file. They cannot be interpreted as summary statistics of the population of interest.

### # TOT: TOTAL OF TOTAL

<b>Information</b>	[Type= discrete] [Format=character] [Missing=*]
<b>Statistics [NW/ W]</b>	[Valid=6233 /-] [Invalid=0 /-]

Value	Label	Cases	Percentage
00001		2971	47.7%
00002		1123	18.0%
00003		351	5.6%
00004		239	3.8%
00005		271	4.3%
00006		237	3.8%
00007		151	2.4%
00008		155	2.5%
00009		79	1.3%
00010		108	1.7%
00011		46	0.7%
00012		65	1.0%
00013		38	0.6%
00014		29	0.5%
00015		51	0.8%
00016		26	0.4%
00017		18	0.3%
00018		23	0.4%
00019		10	0.2%
00020		32	0.5%
00021		13	0.2%
00022		9	0.1%

## File : 30 Daman & Diu

### # TOT: TOTAL OF TOTAL

Value	Label	Cases	Percentage
00023		8	0.1%
00024		6	0.1%
00025		19	0.3%
00026		11	0.2%
00027		7	0.1%
00028		5	0.1%
00029		4	0.1%
00030		13	0.2%
00031		6	0.1%
00032		2	0.0%
00033		4	0.1%
00034		3	0.0%
00035		8	0.1%
00036		5	0.1%
00037		2	0.0%
00039		2	0.0%
00040		8	0.1%
00041		3	0.0%
00042		2	0.0%
00044		1	0.0%
00045		4	0.1%
00046		2	0.0%
00048		1	0.0%
00050		8	0.1%
00051		1	0.0%
00052		1	0.0%
00055		3	0.0%
00056		2	0.0%
00060		5	0.1%
00062		2	0.0%
00069		1	0.0%
00070		2	0.0%
00072		1	0.0%
00075		1	0.0%
00080		4	0.1%
00081		1	0.0%
00082		1	0.0%
00085		2	0.0%
00086		2	0.0%
00090		1	0.0%
00100		2	0.0%
00103		1	0.0%
00106		1	0.0%

## File : 30 Daman & Diu

### # TOT: TOTAL OF TOTAL

Value	Label	Cases	Percentage
00110		1	0.0%
00111		1	0.0%
00121		1	0.0%
00123		1	0.0%
00125		1	0.0%
00127		1	0.0%
00140		1	0.0%
00144		1	0.0%
00146		1	0.0%
00148		1	0.0%
00150		3	0.0%
00178		1	0.0%
00180		1	0.0%
00197		1	0.0%
00265		1	0.0%
00400		1	0.0%
01100		1	0.0%
01250		1	0.0%

*Warning: these figures indicate the number of cases found in the data file. They cannot be interpreted as summary statistics of the population of interest.*

### # H\_ADULT\_M: HIRED ADULT MALE

**Information** [Type= discrete] [Format=character] [Missing=\*]

**Statistics [NW/ W]** [Valid=6233 /-] [Invalid=0 /-]

Value	Label	Cases	Percentage
00000		3529	56.6%
00001		758	12.2%
00002		340	5.5%
00003		228	3.7%
00004		227	3.6%
00005		206	3.3%
00006		158	2.5%
00007		121	1.9%
00008		99	1.6%
00009		48	0.8%
00010		93	1.5%
00011		20	0.3%
00012		69	1.1%
00013		19	0.3%
00014		23	0.4%
00015		45	0.7%
00016		16	0.3%
00017		14	0.2%
00018		17	0.3%
00019		4	0.1%

## File : 30 Daman & Diu

### # H\_ADULT\_M: HIRED ADULT MALE

Value	Label	Cases	Percentage
00020		40	0.6%
00021		4	0.1%
00022		9	0.1%
00023		4	0.1%
00024		4	0.1%
00025		17	0.3%
00026		6	0.1%
00027		5	0.1%
00028		3	0.0%
00029		2	0.0%
00030		13	0.2%
00031		4	0.1%
00032		5	0.1%
00033		4	0.1%
00034		1	0.0%
00035		9	0.1%
00036		1	0.0%
00037		2	0.0%
00038		2	0.0%
00039		1	0.0%
00040		8	0.1%
00041		1	0.0%
00042		2	0.0%
00043		1	0.0%
00045		2	0.0%
00047		1	0.0%
00049		1	0.0%
00050		6	0.1%
00051		2	0.0%
00052		1	0.0%
00053		1	0.0%
00055		1	0.0%
00058		2	0.0%
00060		3	0.0%
00061		1	0.0%
00065		1	0.0%
00067		1	0.0%
00069		1	0.0%
00070		1	0.0%
00075		2	0.0%
00078		1	0.0%
00080		1	0.0%
00083		1	0.0%

## File : 30 Daman & Diu

### # H\_ADULT\_M: HIRED ADULT MALE

Value	Label	Cases	Percentage
00085		1	0.0%
00092		1	0.0%
00100		1	0.0%
00106		1	0.0%
00107		2	0.0%
00117		1	0.0%
00120		2	0.0%
00125		1	0.0%
00130		1	0.0%
00135		1	0.0%
00140		1	0.0%
00142		1	0.0%
00147		1	0.0%
00150		1	0.0%
00153		1	0.0%
00200		1	0.0%
00261		1	0.0%
00393		1	0.0%
01000		1	0.0%

Warning: these figures indicate the number of cases found in the data file. They cannot be interpreted as summary statistics of the population of interest.

### # H\_ADULT\_F: HIRED ADULT FEMALE

<b>Information</b>	[Type= discrete] [Format=character] [Missing=*]
<b>Statistics [NW/ W]</b>	[Valid=6233 /-] [Invalid=0 /-]

Value	Label	Cases	Percentage
00000		5720	91.8%
00001		133	2.1%
00002		119	1.9%
00003		69	1.1%
00004		58	0.9%
00005		28	0.4%
00006		20	0.3%
00007		8	0.1%
00008		15	0.2%
00009		6	0.1%
00010		12	0.2%
00011		2	0.0%
00012		9	0.1%
00014		2	0.0%
00015		7	0.1%
00016		3	0.0%
00020		4	0.1%
00022		1	0.0%
00025		3	0.0%

## File : 30 Daman & Diu

### # H\_ADULT\_F: HIRED ADULT FEMALE

Value	Label	Cases	Percentage
00030		1	0.0%
00032		1	0.0%
00034		1	0.0%
00040		1	0.0%
00050		1	0.0%
00053		1	0.0%
00055		1	0.0%
00056		1	0.0%
00080		2	0.0%
00090		1	0.0%
00140		1	0.0%
00250		1	0.0%
00900		1	0.0%

Warning: these figures indicate the number of cases found in the data file. They cannot be interpreted as summary statistics of the population of interest.

### # H\_CHILD\_M: HIRED CHIELD MALE

<b>Information</b>	[Type= discrete] [Format=character] [Missing=*]
<b>Statistics [NW/ W]</b>	[Valid=6233 /-] [Invalid=0 /-]

Value	Label	Cases	Percentage
00000		6152	98.7%
00001		55	0.9%
00002		18	0.3%
00003		3	0.0%
00004		2	0.0%
00005		1	0.0%
00006		1	0.0%
00009		1	0.0%

Warning: these figures indicate the number of cases found in the data file. They cannot be interpreted as summary statistics of the population of interest.

### # H\_CHILD\_F: HIRED CHIELD FEMALE

<b>Information</b>	[Type= discrete] [Format=character] [Missing=*]
<b>Statistics [NW/ W]</b>	[Valid=6233 /-] [Invalid=0 /-]

Value	Label	Cases	Percentage
00000		6232	100.0%
00003		1	0.0%

Warning: these figures indicate the number of cases found in the data file. They cannot be interpreted as summary statistics of the population of interest.

### # T\_HIRED: TOTAL OF HIRED

<b>Information</b>	[Type= discrete] [Format=character] [Missing=*]
<b>Statistics [NW/ W]</b>	[Valid=6233 /-] [Invalid=0 /-]

Value	Label	Cases	Percentage
00000		3434	55.1%
00001		776	12.4%
00002		358	5.7%



**File : 30 Daman & Diu**

**# T\_HIRED: TOTAL OF HIRED**

Value	Label	Cases	Percentage
00003		231	3.7%
00004		212	3.4%
00005		184	3.0%
00006		146	2.3%
00007		134	2.1%
00008		108	1.7%
00009		53	0.9%
00010		99	1.6%
00011		26	0.4%
00012		71	1.1%
00013		26	0.4%
00014		26	0.4%
00015		50	0.8%
00016		19	0.3%
00017		21	0.3%
00018		19	0.3%
00019		8	0.1%
00020		32	0.5%
00021		7	0.1%
00022		8	0.1%
00023		9	0.1%
00024		7	0.1%
00025		22	0.4%
00026		5	0.1%
00027		6	0.1%
00028		4	0.1%
00029		5	0.1%
00030		15	0.2%
00031		3	0.0%
00032		4	0.1%
00033		4	0.1%
00034		3	0.0%
00035		7	0.1%
00036		6	0.1%
00038		1	0.0%
00039		2	0.0%
00040		10	0.2%
00042		2	0.0%
00044		2	0.0%
00045		4	0.1%
00046		1	0.0%
00048		1	0.0%
00049		1	0.0%

## File : 30 Daman & Diu

### # T\_HIRED: TOTAL OF HIRED

Value	Label	Cases	Percentage
00050		7	0.1%
00051		1	0.0%
00052		1	0.0%
00054		1	0.0%
00055		3	0.0%
00056		1	0.0%
00058		1	0.0%
00060		4	0.1%
00062		2	0.0%
00069		1	0.0%
00070		2	0.0%
00071		1	0.0%
00075		1	0.0%
00080		4	0.1%
00081		1	0.0%
00082		1	0.0%
00085		2	0.0%
00086		2	0.0%
00090		1	0.0%
00100		2	0.0%
00103		1	0.0%
00106		1	0.0%
00110		1	0.0%
00111		1	0.0%
00121		1	0.0%
00123		1	0.0%
00125		1	0.0%
00127		1	0.0%
00140		1	0.0%
00143		1	0.0%
00146		1	0.0%
00148		1	0.0%
00150		3	0.0%
00178		1	0.0%
00180		1	0.0%
00197		1	0.0%
00265		1	0.0%
00399		1	0.0%
01100		1	0.0%
01250		1	0.0%

*Warning: these figures indicate the number of cases found in the data file. They cannot be interpreted as summary statistics of the population of interest.*

### # REMAKS: REMARKS

**Information** [Type= discrete] [Format=character] [Missing=\*]

# File : 30 Daman & Diu

## # REMAKS: REMARKS

Statistics [NW/ W] [Valid=6233 /-] [Invalid=0 /-]

Value	Label	Cases	Percentage
001		18	0.3%
002		55	0.9%
003		54	0.9%
004		268	4.3%
005		145	2.3%
006		307	4.9%
007		484	7.8%
008		284	4.6%
009		404	6.5%
010		344	5.5%
011		256	4.1%
012		68	1.1%
013		227	3.6%
014		83	1.3%
015		519	8.3%
016		184	3.0%
017		103	1.7%
018		99	1.6%
020		111	1.8%
024		137	2.2%
027		153	2.5%
028		163	2.6%
029		170	2.7%
049		580	9.3%
069		406	6.5%
105		611	9.8%

Warning: these figures indicate the number of cases found in the data file. They cannot be interpreted as summary statistics of the population of interest.

## # TYPE\_ENTERP: TYPE OF ENTERPRISE

Information [Type= discrete] [Format=character] [Missing=\*]

Statistics [NW/ W] [Valid=6233 /-] [Invalid=0 /-]

Value	Label	Cases	Percentage
1		3434	55.1%
2		1532	24.6%
3		1267	20.3%

Warning: these figures indicate the number of cases found in the data file. They cannot be interpreted as summary statistics of the population of interest.

## # MAJOR\_ACT: MAJOR ACTIVITY CODE

Information [Type= discrete] [Format=character] [Missing=\*]

Statistics [NW/ W] [Valid=6233 /-] [Invalid=0 /-]

Value	Label	Cases	Percentage
01		47	0.8%
02		878	14.1%

## File : 30 Daman & Diu

### # MAJOR\_ACT: MAJOR ACTIVITY CODE

Value	Label	Cases	Percentage
04		8	0.1%
05		847	13.6%
06		6	0.1%
07		74	1.2%
08		112	1.8%
09		2306	37.0%
10		89	1.4%
11		527	8.5%
12		8	0.1%
13		80	1.3%
14		110	1.8%
15		1085	17.4%
16		56	0.9%

Warning: these figures indicate the number of cases found in the data file. They cannot be interpreted as summary statistics of the population of interest.

### # SIZE\_EMP1: SIZE OF EMPLOYMENT CODE-

<b>Information</b>	[Type= discrete] [Format=character] [Missing=*]
<b>Statistics [NW/ W]</b>	[Valid=6233 /-] [Invalid=0 /-]

Value	Label	Cases	Percentage
1	Employee size 0 to 1	2971	47.7%
2	Employee size 2	1123	18.0%
3	Employee size 3	351	5.6%
4	Employee size 4	239	3.8%
5	Employee size 5	271	4.3%
6	Employee size 6 to 9	622	10.0%
7	Employee size >9	656	10.5%

Warning: these figures indicate the number of cases found in the data file. They cannot be interpreted as summary statistics of the population of interest.

### # SIZE\_EMP2: SIZE OF EMPLOYMENT CODE-

<b>Information</b>	[Type= discrete] [Format=character] [Missing=*]
<b>Statistics [NW/ W]</b>	[Valid=6233 /-] [Invalid=0 /-]

Value	Label	Cases	Percentage
01	Employee size 0 to 1	2971	47.7%
02	Employee size 2	1123	18.0%
03	Employee size 3	351	5.6%
04	Employee size 4	239	3.8%
05	Employee size 5	271	4.3%
07	Employee size 6 to 9	622	10.0%
08	Employee size 10 to 14	286	4.6%
09	Employee size 15 to 19	128	2.1%
10	Employee size 20 to 24	68	1.1%
11	Employee size 25 to 49	112	1.8%
12	Employee size 50 to 99	38	0.6%
13	Employee size 100 to 199	20	0.3%

## File : 30 Daman & Diu

### # SIZE\_EMP2: SIZE OF EMPLOYMENT CODE-

Value	Label	Cases	Percentage
14	Employee size 200 to 499	2	0.0%
15	Employee size >=500	2	0.0%

*Warning: these figures indicate the number of cases found in the data file. They cannot be interpreted as summary statistics of the population of interest.*

### # FITTER: FILLER

<b>Information</b>	[Type= discrete] [Format=character] [Missing=*]
<b>Statistics [NW/ W]</b>	[Valid=6233 /-] [Invalid=0 /-]

Value	Label	Cases	Percentage
0		6233	100.0%

*Warning: these figures indicate the number of cases found in the data file. They cannot be interpreted as summary statistics of the population of interest.*

**File : 31 Delhi****# FILE\_ID: FILE-ID****Information** [Type= discrete] [Format=character] [Missing=\*]**Statistics [NW/ W]** [Valid=685852 /-] [Invalid=0 /-]

Value	Label	Cases	Percentage
EC98AD		685852	100.0%

*Warning: these figures indicate the number of cases found in the data file. They cannot be interpreted as summary statistics of the population of interest.***# ID\_NO: IDENTIFICATION NO (ID NO)****Information** [Type= discrete] [Format=character] [Missing=\*]**Statistics [NW/ W]** [Valid=685852 /-] [Invalid=0 /-]**# ST: STATE CODE****Information** [Type= discrete] [Format=character] [Missing=\*]**Statistics [NW/ W]** [Valid=685852 /-] [Invalid=0 /-]

Value	Label	Cases	Percentage
31	Delhi	685852	100.0%

*Warning: these figures indicate the number of cases found in the data file. They cannot be interpreted as summary statistics of the population of interest.***# DT: DISTRICT CODE****Information** [Type= discrete] [Format=character] [Missing=\*]**Statistics [NW/ W]** [Valid=685852 /-] [Invalid=0 /-]

Value	Label	Cases	Percentage
01	DELHI	685852	100.0%

*Warning: these figures indicate the number of cases found in the data file. They cannot be interpreted as summary statistics of the population of interest.***# TEH: TEHSIL CODE****Information** [Type= discrete] [Format=character] [Missing=\*]**Statistics [NW/ W]** [Valid=414612 /-] [Invalid=0 /-]

Value	Label	Cases	Percentage
0		172	0.0%
00		94	0.0%
000		384775	92.8%
001		19588	4.7%
002		9947	2.4%
1		6	0.0%
2		30	0.0%

*Warning: these figures indicate the number of cases found in the data file. They cannot be interpreted as summary statistics of the population of interest.***# CD\_BLOCK: CD BLOCK****Information** [Type= discrete] [Format=character] [Missing=\*]**Statistics [NW/ W]** [Valid=414423 /-] [Invalid=0 /-]

Value	Label	Cases	Percentage
0		297	0.1%
00		384591	92.8%
01		5567	1.3%
02		4389	1.1%

**File : 31 Delhi****# CD\_BLOCK: CD BLOCK**

Value	Label	Cases	Percentage
03		5226	1.3%
04		4260	1.0%
05		10093	2.4%

Warning: these figures indicate the number of cases found in the data file. They cannot be interpreted as summary statistics of the population of interest.

**# SECTOR: SECTOR CODE**

<b>Information</b>	[Type= discrete] [Format=character] [Missing=*]
<b>Statistics [NW/ W]</b>	[Valid=685852 /-] [Invalid=0 /-]

Value	Label	Cases	Percentage
1	Rural	29527	4.3%
2	Urban	656325	95.7%

Warning: these figures indicate the number of cases found in the data file. They cannot be interpreted as summary statistics of the population of interest.

**# V\_C: VILLAGE CODE**

<b>Information</b>	[Type= discrete] [Format=character] [Missing=*]
<b>Statistics [NW/ W]</b>	[Valid=685852 /-] [Invalid=0 /-]

Value	Label	Cases	Percentage
001		84	0.0%
002		331	0.0%
003		131	0.0%
004		21	0.0%
005		142	0.0%
006		721	0.1%
007		707	0.1%
008		38	0.0%
009		142	0.0%
010		199	0.0%
011		205	0.0%
012		43	0.0%
013		594	0.1%
014		31	0.0%
015		157	0.0%
016		2373	0.3%
017		422	0.1%
018		462	0.1%
019		62	0.0%
020		22	0.0%
021		86	0.0%
022		77	0.0%
023		89	0.0%
024		42	0.0%
025		291	0.0%
026		537	0.1%
027		67	0.0%

# File : 31 Delhi

## # V\_C: VILLAGE CODE

Value	Label	Cases	Percentage
028		55	0.0%
029		339	0.0%
030		114	0.0%
031		101	0.0%
032		230	0.0%
033		56	0.0%
034		66	0.0%
035		393	0.1%
036		1675	0.2%
037		46	0.0%
038		35	0.0%
039		23	0.0%
040		95	0.0%
041		8	0.0%
042		20	0.0%
043		100	0.0%
044		31	0.0%
045		65	0.0%
046		46	0.0%
047		69	0.0%
048		576508	84.1%
049		96	0.0%
050		88	0.0%
051		498	0.1%
052		107	0.0%
053		305	0.0%
054		251	0.0%
055		151	0.0%
056		352	0.1%
057		397	0.1%
058		509	0.1%
059		55	0.0%
060		1016	0.1%
061		539	0.1%
062		550	0.1%
063		252	0.0%
064		246	0.0%
065		86	0.0%
066		1290	0.2%
067		150	0.0%
068		1646	0.2%
069		271	0.0%
070		20	0.0%



## File : 31 Delhi

### # V\_C: VILLAGE CODE

Value	Label	Cases	Percentage
071		288	0.0%
072		241	0.0%
073		398	0.1%
074		514	0.1%
075		666	0.1%
076		35	0.0%
078		206	0.0%
079		128	0.0%
080		111	0.0%
081		941	0.1%
082		132	0.0%
083		1553	0.2%
084		205	0.0%
085		206	0.0%
086		4923	0.7%
087		1903	0.3%
088		517	0.1%
089		130	0.0%
090		238	0.0%
092		126	0.0%
093		6	0.0%
094		823	0.1%
095		1672	0.2%
096		8185	1.2%
097		335	0.0%
098		100	0.0%
099		14	0.0%
100		42	0.0%
101		39	0.0%
102		14	0.0%
103		13	0.0%
104		82	0.0%
105		102	0.0%
106		6749	1.0%
107		8	0.0%
108		584	0.1%
109		17	0.0%
110		80	0.0%
111		13	0.0%
112		54	0.0%
113		3	0.0%
114		17	0.0%
115		17	0.0%

## File : 31 Delhi

### # V\_C: VILLAGE CODE

Value	Label	Cases	Percentage
116		2407	0.4%
117		4	0.0%
118		15	0.0%
119		7	0.0%
121		14	0.0%
122		9	0.0%
123		2	0.0%
124		13	0.0%
125		4	0.0%
126		2229	0.3%
127		5	0.0%
128		18	0.0%
129		7	0.0%
130		2	0.0%
131		447	0.1%
132		8	0.0%
133		5	0.0%
134		4	0.0%
136		372	0.1%
146		1735	0.3%
156		3336	0.5%
166		1907	0.3%
176		111	0.0%
186		1060	0.2%
196		1527	0.2%
206		430	0.1%
216		3818	0.6%
226		2996	0.4%
236		19329	2.8%
246		3876	0.6%
256		1053	0.2%
266		7	0.0%
276		396	0.1%
286		852	0.1%
296		6231	0.9%
306		451	0.1%
316		1416	0.2%
326		293	0.0%

*Warning: these figures indicate the number of cases found in the data file. They cannot be interpreted as summary statistics of the population of interest.*

### # WARD: WARD CODE

<b>Information</b>	[Type= discrete] [Format=character] [Missing=*]
<b>Statistics [NW/ W]</b>	[Valid=12039 /-] [Invalid=0 /-]

# File : 31 Delhi

## # WARD: WARD CODE

Value	Label	Cases	Percentage
0		3855	32.0%
00		1086	9.0%
000		2750	22.8%
001		19	0.2%
003		74	0.6%
01		12	0.1%
02		68	0.6%
03		165	1.4%
033		38	0.3%
041		202	1.7%
1		3741	31.1%
2		3	0.0%
4		2	0.0%
47		24	0.2%

Warning: these figures indicate the number of cases found in the data file. They cannot be interpreted as summary statistics of the population of interest.

## # IV\_UNIT: IV UNIT

**Information** [Type= discrete] [Format=character] [Missing=\*]

**Statistics [NW/ W]** [Valid=685850 /-] [Invalid=0 /-]

Value	Label	Cases	Percentage
0		52	0.0%
00		12	0.0%
001		23419	3.4%
002		13207	1.9%
003		9490	1.4%
004		7884	1.1%
005		5830	0.9%
006		3887	0.6%
007		15196	2.2%
008		4962	0.7%
009		3518	0.5%
010		2176	0.3%
011		1805	0.3%
012		1298	0.2%
013		658	0.1%
014		1325	0.2%
015		717	0.1%
016		1465	0.2%
017		1987	0.3%
018		1478	0.2%
019		775	0.1%
020		1289	0.2%
021		901	0.1%

## File : 31 Delhi

### # IV\_UNIT: IV UNIT

Value	Label	Cases	Percentage
022		973	0.1%
023		998	0.1%
024		1137	0.2%
025		747	0.1%
026		700	0.1%
027		752	0.1%
028		755	0.1%
029		1265	0.2%
030		890	0.1%
031		1014	0.1%
032		1229	0.2%
033		797	0.1%
034		867	0.1%
035		856	0.1%
036		1302	0.2%
037		1268	0.2%
038		1100	0.2%
039		1193	0.2%
040		1218	0.2%
041		696	0.1%
042		1296	0.2%
043		1187	0.2%
044		2455	0.4%
045		1724	0.3%
046		1309	0.2%
047		876	0.1%
048		1176	0.2%
049		1829	0.3%
050		902	0.1%
051		963	0.1%
052		1279	0.2%
053		975	0.1%
054		669	0.1%
055		1184	0.2%
056		938	0.1%
057		732	0.1%
058		1552	0.2%
059		1145	0.2%
060		690	0.1%
061		766	0.1%
062		940	0.1%
063		906	0.1%
064		798	0.1%

## File : 31 Delhi

### # IV\_UNIT: IV UNIT

Value	Label	Cases	Percentage
065		1324	0.2%
066		679	0.1%
067		1244	0.2%
068		1041	0.2%
069		841	0.1%
070		1081	0.2%
071		854	0.1%
072		736	0.1%
073		1602	0.2%
074		747	0.1%
075		762	0.1%
076		1436	0.2%
077		713	0.1%
078		1551	0.2%
079		457	0.1%
080		1431	0.2%
081		918	0.1%
082		1145	0.2%
083		940	0.1%
084		641	0.1%
085		441	0.1%
086		714	0.1%
087		1060	0.2%
088		359	0.1%
089		992	0.1%
090		1836	0.3%
091		1071	0.2%
092		1229	0.2%
093		1200	0.2%
094		1047	0.2%
095		1060	0.2%
096		1487	0.2%
097		1489	0.2%
098		1257	0.2%
099		1561	0.2%
1		29441	4.3%
10		12	0.0%
100		997	0.1%
101		305	0.0%
102		881	0.1%
103		1674	0.2%
104		894	0.1%
105		437	0.1%

## File : 31 Delhi

### # IV\_UNIT: IV UNIT

Value	Label	Cases	Percentage
106		524	0.1%
107		338	0.0%
108		1105	0.2%
109		852	0.1%
110		315	0.0%
111		862	0.1%
112		1226	0.2%
113		1015	0.1%
114		1518	0.2%
115		762	0.1%
116		660	0.1%
117		592	0.1%
118		640	0.1%
119		1437	0.2%
120		979	0.1%
121		803	0.1%
122		1987	0.3%
123		1478	0.2%
124		364	0.1%
125		1624	0.2%
126		1642	0.2%
127		2042	0.3%
128		1506	0.2%
129		2143	0.3%
130		5363	0.8%
131		2213	0.3%
132		3458	0.5%
133		2116	0.3%
134		1904	0.3%
135		1305	0.2%
136		1423	0.2%
137		1713	0.2%
138		718	0.1%
139		1949	0.3%
140		982	0.1%
141		1760	0.3%
142		1451	0.2%
143		2513	0.4%
144		393	0.1%
145		879	0.1%
146		641	0.1%
147		1152	0.2%
148		1264	0.2%

## File : 31 Delhi

### # IV\_UNIT: IV UNIT

Value	Label	Cases	Percentage
149		3654	0.5%
150		2572	0.4%
151		6879	1.0%
152		2251	0.3%
153		4479	0.7%
154		3529	0.5%
155		3531	0.5%
156		2062	0.3%
157		2185	0.3%
158		3119	0.5%
159		4484	0.7%
160		3472	0.5%
161		2161	0.3%
162		2009	0.3%
163		1412	0.2%
164		1156	0.2%
165		1910	0.3%
166		1052	0.2%
167		808	0.1%
168		3982	0.6%
169		1978	0.3%
170		849	0.1%
171		1722	0.3%
172		2210	0.3%
173		1299	0.2%
174		1271	0.2%
175		1483	0.2%
176		1777	0.3%
177		2624	0.4%
178		706	0.1%
179		355	0.1%
180		4335	0.6%
181		768	0.1%
182		2120	0.3%
183		424	0.1%
184		668	0.1%
185		2323	0.3%
186		811	0.1%
187		1995	0.3%
188		1938	0.3%
189		828	0.1%
190		1169	0.2%
191		1044	0.2%

## File : 31 Delhi

### # IV\_UNIT: IV UNIT

Value	Label	Cases	Percentage
192		799	0.1%
193		1958	0.3%
194		1503	0.2%
195		1480	0.2%
196		957	0.1%
197		2026	0.3%
198		1055	0.2%
199		2112	0.3%
200		1454	0.2%
201		1331	0.2%
202		1135	0.2%
203		1595	0.2%
204		1395	0.2%
205		930	0.1%
206		477	0.1%
207		2216	0.3%
208		720	0.1%
209		672	0.1%
210		198	0.0%
211		601	0.1%
212		343	0.1%
213		1766	0.3%
214		434	0.1%
215		887	0.1%
216		285	0.0%
217		626	0.1%
218		571	0.1%
219		1028	0.1%
220		567	0.1%
221		618	0.1%
222		533	0.1%
223		316	0.0%
224		539	0.1%
225		4755	0.7%
226		1832	0.3%
227		738	0.1%
228		626	0.1%
229		700	0.1%
230		1346	0.2%
231		293	0.0%
232		765	0.1%
233		475	0.1%
234		420	0.1%



## File : 31 Delhi

### # IV\_UNIT: IV UNIT

Value	Label	Cases	Percentage
235		1071	0.2%
236		534	0.1%
237		361	0.1%
238		1149	0.2%
239		893	0.1%
240		1083	0.2%
241		888	0.1%
242		650	0.1%
243		494	0.1%
244		610	0.1%
245		412	0.1%
246		596	0.1%
247		760	0.1%
248		581	0.1%
249		272	0.0%
250		463	0.1%
251		722	0.1%
252		482	0.1%
253		662	0.1%
254		472	0.1%
255		473	0.1%
256		453	0.1%
257		344	0.1%
258		546	0.1%
259		422	0.1%
260		1154	0.2%
261		748	0.1%
262		1439	0.2%
263		390	0.1%
264		669	0.1%
265		1606	0.2%
266		847	0.1%
267		700	0.1%
268		552	0.1%
269		1613	0.2%
270		423	0.1%
271		421	0.1%
272		451	0.1%
273		53	0.0%
274		224	0.0%
275		1024	0.1%
276		2003	0.3%
277		2094	0.3%

# File : 31 Delhi

## # IV\_UNIT: IV UNIT

Value	Label	Cases	Percentage
278		326	0.0%
279		341	0.0%
280		184	0.0%
281		486	0.1%
282		961	0.1%
283		1091	0.2%
284		2088	0.3%
285		1381	0.2%
286		2558	0.4%
287		1737	0.3%
288		817	0.1%
289		872	0.1%
290		1252	0.2%
291		1036	0.2%
292		1145	0.2%
293		1360	0.2%
294		759	0.1%
295		1446	0.2%
296		1165	0.2%
297		1218	0.2%
298		2760	0.4%
299		1024	0.1%
300		537	0.1%
301		502	0.1%
302		2141	0.3%
303		1049	0.2%
304		366	0.1%
305		661	0.1%
306		1591	0.2%
307		558	0.1%
308		534	0.1%
309		686	0.1%
310		1033	0.2%
311		327	0.0%
312		1375	0.2%
313		1466	0.2%
314		757	0.1%
315		587	0.1%
316		1177	0.2%
317		1320	0.2%
318		560	0.1%
319		642	0.1%
320		1417	0.2%

## File : 31 Delhi

### # IV\_UNIT: IV UNIT

Value	Label	Cases	Percentage
321		594	0.1%
322		656	0.1%
323		1088	0.2%
324		1185	0.2%
325		1086	0.2%
326		948	0.1%
327		399	0.1%
328		921	0.1%
329		1007	0.1%
330		1880	0.3%
331		1320	0.2%
332		765	0.1%
333		752	0.1%
334		2720	0.4%
335		1561	0.2%
336		536	0.1%
337		543	0.1%
338		829	0.1%
339		1600	0.2%
340		4897	0.7%
341		1420	0.2%
342		446	0.1%
343		413	0.1%
344		372	0.1%
345		446	0.1%
346		606	0.1%
347		645	0.1%
348		577	0.1%
349		826	0.1%
350		1035	0.2%
351		3852	0.6%
352		4124	0.6%
353		3834	0.6%
354		3417	0.5%
355		664	0.1%
356		512	0.1%
357		1198	0.2%
358		649	0.1%
359		1506	0.2%
360		1117	0.2%
361		3741	0.5%
362		839	0.1%
363		1491	0.2%

# File : 31 Delhi

## # IV\_UNIT: IV UNIT

Value	Label	Cases	Percentage
364		888	0.1%
365		507	0.1%
366		1378	0.2%
367		2142	0.3%
368		1521	0.2%
369		968	0.1%
370		2124	0.3%
371		958	0.1%
372		1025	0.1%
373		338	0.0%
374		770	0.1%
375		542	0.1%
376		518	0.1%
377		702	0.1%
378		1668	0.2%
379		130	0.0%
380		258	0.0%
381		264	0.0%
382		498	0.1%
383		903	0.1%
384		331	0.0%
385		536	0.1%
386		464	0.1%
387		681	0.1%
388		535	0.1%
389		709	0.1%
390		316	0.0%
391		804	0.1%
392		586	0.1%
393		234	0.0%
394		509	0.1%
395		1302	0.2%
396		1404	0.2%
397		526	0.1%
398		457	0.1%
399		663	0.1%
400		1603	0.2%
401		422	0.1%
402		330	0.0%
403		405	0.1%
404		598	0.1%
405		350	0.1%
406		445	0.1%

## File : 31 Delhi

### # IV\_UNIT: IV UNIT

Value	Label	Cases	Percentage
407		1539	0.2%
408		617	0.1%
409		1127	0.2%
410		471	0.1%
411		738	0.1%
412		495	0.1%
413		1197	0.2%
414		322	0.0%
415		594	0.1%
416		284	0.0%
417		623	0.1%
418		1099	0.2%
419		587	0.1%
420		1755	0.3%
421		494	0.1%
422		844	0.1%
423		1351	0.2%
424		453	0.1%
425		711	0.1%
426		768	0.1%
427		909	0.1%
428		587	0.1%
429		571	0.1%
430		458	0.1%
431		656	0.1%
432		806	0.1%
433		1339	0.2%
434		1041	0.2%
435		1248	0.2%
436		519	0.1%
437		703	0.1%
438		1604	0.2%
439		703	0.1%
440		1129	0.2%
441		918	0.1%
442		1179	0.2%
443		1089	0.2%
444		1022	0.1%
445		556	0.1%
446		1191	0.2%
447		1347	0.2%
448		1249	0.2%
449		430	0.1%

## File : 31 Delhi

### # IV\_UNIT: IV UNIT

Value	Label	Cases	Percentage
450		967	0.1%
451		806	0.1%
452		870	0.1%
453		964	0.1%
454		818	0.1%
455		546	0.1%
456		1034	0.2%
457		617	0.1%
458		979	0.1%
459		1266	0.2%
460		518	0.1%
461		1663	0.2%
462		1131	0.2%
463		1001	0.1%
464		576	0.1%
465		559	0.1%
466		680	0.1%
467		599	0.1%
468		789	0.1%
469		1266	0.2%
470		1428	0.2%
471		476	0.1%
472		1188	0.2%
473		271	0.0%
474		507	0.1%
475		206	0.0%
477		732	0.1%
478		551	0.1%
479		684	0.1%
480		228	0.0%
481		671	0.1%
482		352	0.1%
483		2838	0.4%
484		557	0.1%
485		640	0.1%
486		1595	0.2%
487		546	0.1%
488		691	0.1%
489		204	0.0%
490		77	0.0%
491		87	0.0%
492		991	0.1%
493		671	0.1%

## File : 31 Delhi

### # IV\_UNIT: IV UNIT

Value	Label	Cases	Percentage
494		379	0.1%
495		592	0.1%
496		1255	0.2%
497		740	0.1%
498		772	0.1%
499		864	0.1%
500		1619	0.2%
501		1009	0.1%
502		6762	1.0%
503		12979	1.9%
504		887	0.1%
505		256	0.0%
506		1089	0.2%

Warning: these figures indicate the number of cases found in the data file. They cannot be interpreted as summary statistics of the population of interest.

### # UFS\_BLOCK: UFS BLOCK

<b>Information</b>	[Type= discrete] [Format=character] [Missing=*]
<b>Statistics [NW/ W]</b>	[Valid=685850 /-] [Invalid=0 /-]

Value	Label	Cases	Percentage
0		82	0.0%
00		14	0.0%
01		36251	5.3%
02		31643	4.6%
03		29951	4.4%
04		26234	3.8%
05		28382	4.1%
06		27820	4.1%
07		26901	3.9%
08		25063	3.7%
09		24984	3.6%
1		29239	4.3%
10		24190	3.5%
11		24423	3.6%
12		22644	3.3%
13		22877	3.3%
14		22447	3.3%
15		22186	3.2%
16		21288	3.1%
17		20875	3.0%
18		18484	2.7%
19		18635	2.7%
20		17971	2.6%
21		16859	2.5%
22		16514	2.4%

# File : 31 Delhi

## # UFS\_BLOCK: UFS BLOCK

Value	Label	Cases	Percentage
23		14670	2.1%
24		13949	2.0%
25		13565	2.0%
26		12040	1.8%
27		10626	1.5%
28		9616	1.4%
29		8114	1.2%
30		7185	1.0%
31		6895	1.0%
32		5527	0.8%
33		5100	0.7%
34		4837	0.7%
35		4022	0.6%
36		3598	0.5%
37		2873	0.4%
38		1946	0.3%
39		1766	0.3%
40		1020	0.1%
41		507	0.1%
42		404	0.1%
43		362	0.1%
44		260	0.0%
45		236	0.0%
46		137	0.0%
47		160	0.0%
48		138	0.0%
49		27	0.0%
50		23	0.0%
51		30	0.0%
52		36	0.0%
68		112	0.0%
79		112	0.0%

Warning: these figures indicate the number of cases found in the data file. They cannot be interpreted as summary statistics of the population of interest.

## # P\_NO: PAGE NO

<b>Information</b>	[Type= discrete] [Format=character] [Missing=*]
<b>Statistics [NW/ W]</b>	[Valid=685852 /-] [Invalid=0 /-]

Value	Label	Cases	Percentage
0		9629	1.4%
1		111506	16.3%
10		14675	2.1%
100		142	0.0%
101		139	0.0%
102		134	0.0%



# File : 31 Delhi

# P\_NO: PAGE NO

Value	Label	Cases	Percentage
103		117	0.0%
104		116	0.0%
105		118	0.0%
106		134	0.0%
107		118	0.0%
108		129	0.0%
109		117	0.0%
11		13051	1.9%
110		117	0.0%
111		111	0.0%
112		126	0.0%
113		125	0.0%
114		115	0.0%
115		123	0.0%
116		103	0.0%
117		91	0.0%
118		100	0.0%
119		98	0.0%
12		11151	1.6%
120		111	0.0%
121		109	0.0%
122		93	0.0%
123		95	0.0%
124		80	0.0%
125		92	0.0%
126		93	0.0%
127		80	0.0%
128		98	0.0%
129		53	0.0%
13		9599	1.4%
130		55	0.0%
131		55	0.0%
132		50	0.0%
133		41	0.0%
134		42	0.0%
135		38	0.0%
136		42	0.0%
137		37	0.0%
138		38	0.0%
139		37	0.0%
14		8547	1.2%
140		40	0.0%
141		80	0.0%

# File : 31 Delhi

# P\_NO: PAGE NO

Value	Label	Cases	Percentage
142		84	0.0%
143		75	0.0%
144		71	0.0%
145		76	0.0%
146		97	0.0%
147		69	0.0%
148		66	0.0%
149		67	0.0%
15		6941	1.0%
150		71	0.0%
151		69	0.0%
152		64	0.0%
153		64	0.0%
154		63	0.0%
155		66	0.0%
156		61	0.0%
157		70	0.0%
158		67	0.0%
159		69	0.0%
16		5504	0.8%
160		69	0.0%
161		70	0.0%
162		69	0.0%
163		71	0.0%
164		59	0.0%
165		65	0.0%
166		64	0.0%
167		65	0.0%
168		69	0.0%
169		76	0.0%
17		3852	0.6%
170		64	0.0%
171		66	0.0%
172		71	0.0%
173		69	0.0%
174		67	0.0%
175		70	0.0%
176		70	0.0%
177		70	0.0%
178		54	0.0%
179		54	0.0%
18		3348	0.5%
180		64	0.0%

**File : 31 Delhi**

# P\_NO: PAGE NO

Value	Label	Cases	Percentage
181		62	0.0%
182		70	0.0%
183		70	0.0%
184		56	0.0%
185		68	0.0%
186		69	0.0%
187		68	0.0%
188		70	0.0%
189		63	0.0%
19		2894	0.4%
190		58	0.0%
191		36	0.0%
192		61	0.0%
193		54	0.0%
194		63	0.0%
195		63	0.0%
196		61	0.0%
197		60	0.0%
198		59	0.0%
199		58	0.0%
2		102002	14.9%
20		2573	0.4%
200		63	0.0%
201		58	0.0%
202		63	0.0%
203		59	0.0%
204		55	0.0%
205		60	0.0%
206		64	0.0%
207		56	0.0%
208		63	0.0%
209		62	0.0%
21		2298	0.3%
210		63	0.0%
211		63	0.0%
212		61	0.0%
213		61	0.0%
214		62	0.0%
215		63	0.0%
216		63	0.0%
217		72	0.0%
218		63	0.0%
219		60	0.0%

# File : 31 Delhi

# P\_NO: PAGE NO

Value	Label	Cases	Percentage
22		2149	0.3%
220		51	0.0%
221		59	0.0%
222		27	0.0%
223		57	0.0%
224		63	0.0%
225		57	0.0%
226		63	0.0%
227		63	0.0%
228		64	0.0%
229		63	0.0%
23		1868	0.3%
230		63	0.0%
231		62	0.0%
232		63	0.0%
233		62	0.0%
234		61	0.0%
235		63	0.0%
236		63	0.0%
237		57	0.0%
238		58	0.0%
239		63	0.0%
24		1678	0.2%
240		63	0.0%
241		63	0.0%
242		62	0.0%
243		59	0.0%
244		63	0.0%
245		63	0.0%
246		54	0.0%
247		62	0.0%
248		63	0.0%
249		63	0.0%
25		1442	0.2%
250		57	0.0%
251		59	0.0%
252		63	0.0%
253		64	0.0%
254		63	0.0%
255		32	0.0%
256		93	0.0%
257		63	0.0%
258		63	0.0%

**File : 31 Delhi**

# P\_NO: PAGE NO

Value	Label	Cases	Percentage
259		64	0.0%
26		1331	0.2%
260		56	0.0%
261		44	0.0%
262		56	0.0%
263		14	0.0%
264		14	0.0%
265		14	0.0%
266		14	0.0%
267		7	0.0%
268		7	0.0%
269		7	0.0%
27		1209	0.2%
270		7	0.0%
271		7	0.0%
272		7	0.0%
28		1036	0.2%
29		977	0.1%
3		97255	14.2%
30		939	0.1%
31		857	0.1%
32		836	0.1%
33		754	0.1%
34		719	0.1%
35		637	0.1%
36		605	0.1%
37		538	0.1%
38		481	0.1%
39		481	0.1%
4		70851	10.3%
40		484	0.1%
41		429	0.1%
42		425	0.1%
43		432	0.1%
44		426	0.1%
45		384	0.1%
46		390	0.1%
47		379	0.1%
48		342	0.0%
49		293	0.0%
5		55569	8.1%
50		279	0.0%
51		270	0.0%

**File : 31 Delhi**

# P\_NO: PAGE NO

Value	Label	Cases	Percentage
52		268	0.0%
53		288	0.0%
54		280	0.0%
55		263	0.0%
56		283	0.0%
57		277	0.0%
58		240	0.0%
59		228	0.0%
6		40357	5.9%
60		234	0.0%
61		230	0.0%
62		218	0.0%
63		218	0.0%
630		3	0.0%
64		215	0.0%
65		218	0.0%
66		219	0.0%
67		216	0.0%
68		211	0.0%
69		206	0.0%
7		28794	4.2%
70		191	0.0%
71		199	0.0%
72		197	0.0%
73		190	0.0%
74		197	0.0%
75		204	0.0%
76		204	0.0%
77		197	0.0%
78		178	0.0%
79		181	0.0%
8		23088	3.4%
80		162	0.0%
81		174	0.0%
82		184	0.0%
83		177	0.0%
84		181	0.0%
85		173	0.0%
86		167	0.0%
87		152	0.0%
88		149	0.0%
89		148	0.0%
9		18389	2.7%

## File : 31 Delhi

### # P\_NO: PAGE NO

Value	Label	Cases	Percentage
90		147	0.0%
902		1	0.0%
91		139	0.0%
918		7	0.0%
92		149	0.0%
93		148	0.0%
94		146	0.0%
95		137	0.0%
96		140	0.0%
97		122	0.0%
98		141	0.0%
99		136	0.0%
990		1	0.0%
999		3	0.0%

Warning: these figures indicate the number of cases found in the data file. They cannot be interpreted as summary statistics of the population of interest.

### # LINE\_NO: LINE NUMBER

<b>Information</b>	[Type= discrete] [Format=character] [Missing=*]
<b>Statistics [NW/ W]</b>	[Valid=685852 /-] [Invalid=0 /-]

### # PREM\_S: PREMISES STATUS

<b>Information</b>	[Type= discrete] [Format=character] [Missing=*]
<b>Statistics [NW/ W]</b>	[Valid=685852 /-] [Invalid=0 /-]

Value	Label	Cases	Percentage
1	Without premises	76998	11.2%
2	With Premises	608854	88.8%

Warning: these figures indicate the number of cases found in the data file. They cannot be interpreted as summary statistics of the population of interest.

### # SRL\_NO: RUNNING SERIAL NUMBER

<b>Information</b>	[Type= discrete] [Format=character] [Missing=*]
<b>Statistics [NW/ W]</b>	[Valid=685852 /-] [Invalid=0 /-]

### # NIC: NIC

<b>Information</b>	[Type= discrete] [Format=character] [Missing=*]
<b>Statistics [NW/ W]</b>	[Valid=685852 /-] [Invalid=0 /-]

Frequency table not shown (1338 Modalities)

### # AGRI\_NON\_AGRI: AGRILAND NON-AGRI.

<b>Information</b>	[Type= discrete] [Format=character] [Missing=*]
<b>Statistics [NW/ W]</b>	[Valid=685852 /-] [Invalid=0 /-]

Value	Label	Cases	Percentage
1	Agriculture	7133	1.0%
2	Non-Agriculture	678719	99.0%

Warning: these figures indicate the number of cases found in the data file. They cannot be interpreted as summary statistics of the population of interest.

## File : 31 Delhi

### # NOP: NATURE OF OPERATION

**Information** [Type= discrete] [Format=character] [Missing=\*]

**Statistics [NW/ W]** [Valid=685852 /-] [Invalid=0 /-]

Value	Label	Cases	Percentage
1	Perennial	675743	98.5%
2	Non-Perennial	10109	1.5%

*Warning: these figures indicate the number of cases found in the data file. They cannot be interpreted as summary statistics of the population of interest.*

### # OWN\_SHIP: OWNERSHIP CODE

**Information** [Type= discrete] [Format=character] [Missing=\*]

**Statistics [NW/ W]** [Valid=685852 /-] [Invalid=0 /-]

Value	Label	Cases	Percentage
1	Private Non-Profit Institutions	856	0.1%
2	Private Others	676350	98.6%
3	Co-operatives	422	0.1%
4	Governments	8224	1.2%

*Warning: these figures indicate the number of cases found in the data file. They cannot be interpreted as summary statistics of the population of interest.*

### # SG: SOCIAL GROUP CODE

**Information** [Type= discrete] [Format=character] [Missing=\*]

**Statistics [NW/ W]** [Valid=685852 /-] [Invalid=0 /-]

Value	Label	Cases	Percentage
1	ST Female	66	0.0%
2	ST Male	2589	0.4%
3	SC Female	1045	0.2%
4	SC Male	49503	7.2%
5	OBC Female	1136	0.2%
6	OBC Male	66808	9.7%
7	Others Female	4077	0.6%
8	Others Male	551126	80.4%
9	Other than private enterprises	9502	1.4%

*Warning: these figures indicate the number of cases found in the data file. They cannot be interpreted as summary statistics of the population of interest.*

### # P\_F\_USED: POWER/FUEL USED

**Information** [Type= discrete] [Format=character] [Missing=\*]

**Statistics [NW/ W]** [Valid=685852 /-] [Invalid=0 /-]

Value	Label	Cases	Percentage
0	Without power	421997	61.5%
1	Electricity	193148	28.2%
2	Coal/soft coke	11967	1.7%
3	Patrol/Diesel	19450	2.8%
4	LPG/Natural Gas	23325	3.4%
5	Fire wood	1473	0.2%
6	Kerosene	5898	0.9%
7	Animal power	2315	0.3%
8	"Non-conventional energy (bio-gas, solar & wind energy)	241	0.0%



## File : 31 Delhi

### # P\_F\_USED: POWER/FUEL USED

Value	Label	Cases	Percentage
9	Others	6038	0.9%

*Warning: these figures indicate the number of cases found in the data file. They cannot be interpreted as summary statistics of the population of interest.*

### # Y\_OPRA: YEAR OF OPERATION

<b>Information</b>	[Type= discrete] [Format=character] [Missing=*]
<b>Statistics [NW/ W]</b>	[Valid=685852 /-] [Invalid=0 /-]

Value	Label	Cases	Percentage
0	Less than 1 year	38493	5.6%
1	Completed 1 year	39206	5.7%
2	Completed 2 years	64924	9.5%
3	Completed 3 years	65753	9.6%
4	Completed 4 years	55148	8.0%
5	Completed 5 years	71482	10.4%
6	Completed 6 years	56767	8.3%
7	Completed 7 years	35559	5.2%
8	Completed 8 years	49904	7.3%
9	Completed 9 years or more	208616	30.4%

*Warning: these figures indicate the number of cases found in the data file. They cannot be interpreted as summary statistics of the population of interest.*

### # REGISN: REGISTRATION CODE

<b>Information</b>	[Type= discrete] [Format=character] [Missing=*]
<b>Statistics [NW/ W]</b>	[Valid=685844 /-] [Invalid=0 /-]

Value	Label	Cases	Percentage
0		97437	14.2%
00		559599	81.6%
01		473	0.1%
02		321	0.0%
03		470	0.1%
04		11	0.0%
05		54	0.0%
06		11	0.0%
07		3	0.0%
08		30	0.0%
09		8	0.0%
1		5604	0.8%
11		601	0.1%
12		156	0.0%
13		9	0.0%
2		16360	2.4%
22		1159	0.2%
23		3	0.0%
25		5	0.0%
26		5	0.0%
28		9	0.0%

## File : 31 Delhi

### # REGISN: REGISTRATION CODE

Value	Label	Cases	Percentage
29		2	0.0%
3		2959	0.4%
33		31	0.0%
4		383	0.1%
5		141	0.0%

Warning: these figures indicate the number of cases found in the data file. They cannot be interpreted as summary statistics of the population of interest.

### # SOF: SOURCE OF FINANCE

<b>Information</b>	[Type= discrete] [Format=character] [Missing=*]
<b>Statistics [NW/ W]</b>	[Valid=685852 /-] [Invalid=0 /-]

Value	Label	Cases	Percentage
1	Assistance under IRDP	578	0.1%
2	Assistance under other poverty alleviation programs(TRYSEM/DWCARA/toll kits)	517	0.1%
3	Borrowing from institutions	3187	0.5%
4	Borrowing from non-instituions	7423	1.1%
5	Self financing	651007	94.9%
6	Others	23140	3.4%

Warning: these figures indicate the number of cases found in the data file. They cannot be interpreted as summary statistics of the population of interest.

### # T\_ADULT\_M: TOTAL ADULT MALE

<b>Information</b>	[Type= discrete] [Format=character] [Missing=*]
<b>Statistics [NW/ W]</b>	[Valid=685852 /-] [Invalid=0 /-]

Value	Label	Cases	Percentage
0		4327	0.6%
00000		96	0.0%
00001		508	0.1%
00002		421	0.1%
00003		388	0.1%
00004		344	0.1%
00005		687	0.1%
00006		628	0.1%
00007		156	0.0%
00008		340	0.0%
00009		95	0.0%
00010		1093	0.2%
00011		70	0.0%
00012		192	0.0%
00013		73	0.0%
00014		87	0.0%
00015		204	0.0%
00016		70	0.0%
00017		68	0.0%
00018		76	0.0%

**File : 31 Delhi****# T\_ADULT\_M: TOTAL ADULT MALE**

<b>Value</b>	<b>Label</b>	<b>Cases</b>	<b>Percentage</b>
00019		30	0.0%
00020		161	0.0%
00021		48	0.0%
00022		63	0.0%
00023		31	0.0%
00024		31	0.0%
00025		117	0.0%
00026		26	0.0%
00027		21	0.0%
00028		34	0.0%
00029		12	0.0%
00030		84	0.0%
00031		14	0.0%
00032		32	0.0%
00033		11	0.0%
00034		14	0.0%
00035		73	0.0%
00036		19	0.0%
00037		11	0.0%
00038		14	0.0%
00039		9	0.0%
00040		115	0.0%
00041		11	0.0%
00042		20	0.0%
00043		5	0.0%
00044		10	0.0%
00045		44	0.0%
00046		12	0.0%
00047		12	0.0%
00048		13	0.0%
00049		6	0.0%
00050		127	0.0%
00051		8	0.0%
00052		9	0.0%
00053		10	0.0%
00054		11	0.0%
00055		16	0.0%
00056		5	0.0%
00057		5	0.0%
00058		9	0.0%
00059		6	0.0%
00060		48	0.0%
00061		11	0.0%

## File : 31 Delhi

### # T\_ADULT\_M: TOTAL ADULT MALE

Value	Label	Cases	Percentage
00062		7	0.0%
00063		3	0.0%
00064		7	0.0%
00065		19	0.0%
00066		4	0.0%
00067		6	0.0%
00068		1	0.0%
00069		3	0.0%
00070		37	0.0%
00071		6	0.0%
00072		1	0.0%
00073		5	0.0%
00074		1	0.0%
00075		39	0.0%
00076		2	0.0%
00077		2	0.0%
00078		1	0.0%
00079		6	0.0%
00080		37	0.0%
00081		2	0.0%
00082		4	0.0%
00083		3	0.0%
00084		3	0.0%
00085		10	0.0%
00086		5	0.0%
00088		4	0.0%
00089		1	0.0%
00090		149	0.0%
00091		2	0.0%
00092		1	0.0%
00093		1	0.0%
00094		1	0.0%
00095		3	0.0%
00096		2	0.0%
00097		2	0.0%
00098		1	0.0%
00099		1	0.0%
00100		26	0.0%
00101		3	0.0%
00102		2	0.0%
00104		1	0.0%
00105		4	0.0%
00106		1	0.0%

**File : 31 Delhi****# T\_ADULT\_M: TOTAL ADULT MALE**

<b>Value</b>	<b>Label</b>	<b>Cases</b>	<b>Percentage</b>
00107		1	0.0%
00108		1	0.0%
00109		1	0.0%
00110		10	0.0%
00112		2	0.0%
00113		1	0.0%
00115		6	0.0%
00116		1	0.0%
00117		1	0.0%
00119		1	0.0%
00120		12	0.0%
00122		2	0.0%
00125		4	0.0%
00126		2	0.0%
00127		1	0.0%
00128		1	0.0%
00129		1	0.0%
00130		10	0.0%
00131		2	0.0%
00133		2	0.0%
00135		2	0.0%
00136		1	0.0%
00138		3	0.0%
00139		1	0.0%
00140		15	0.0%
00142		3	0.0%
00143		4	0.0%
00145		7	0.0%
00146		1	0.0%
00147		2	0.0%
00149		1	0.0%
00150		29	0.0%
00154		1	0.0%
00155		3	0.0%
00156		3	0.0%
00157		4	0.0%
00158		1	0.0%
00159		1	0.0%
00160		4	0.0%
00165		4	0.0%
00166		2	0.0%
00167		3	0.0%
00169		1	0.0%

## File : 31 Delhi

### # T\_ADULT\_M: TOTAL ADULT MALE

Value	Label	Cases	Percentage
00170		7	0.0%
00172		1	0.0%
00173		1	0.0%
00174		1	0.0%
00175		32	0.0%
00176		3	0.0%
00178		1	0.0%
00179		1	0.0%
00180		13	0.0%
00182		1	0.0%
00185		30	0.0%
00186		1	0.0%
00189		1	0.0%
00190		29	0.0%
00192		3	0.0%
00193		1	0.0%
00195		1	0.0%
00200		14	0.0%
00201		1	0.0%
00204		1	0.0%
00205		29	0.0%
00210		88	0.0%
00212		1	0.0%
00215		30	0.0%
00220		54	0.0%
00225		57	0.0%
00229		1	0.0%
00230		30	0.0%
00231		1	0.0%
00233		1	0.0%
00237		3	0.0%
00240		8	0.0%
00241		1	0.0%
00242		1	0.0%
00250		30	0.0%
00252		1	0.0%
00253		1	0.0%
00255		3	0.0%
00257		1	0.0%
00260		1	0.0%
00265		1	0.0%
00270		29	0.0%
00271		1	0.0%

**File : 31 Delhi****# T\_ADULT\_M: TOTAL ADULT MALE**

<b>Value</b>	<b>Label</b>	<b>Cases</b>	<b>Percentage</b>
00275		2	0.0%
00280		5	0.0%
00281		1	0.0%
00285		1	0.0%
00290		1	0.0%
00291		1	0.0%
00299		6	0.0%
00300		10	0.0%
00302		6	0.0%
00304		1	0.0%
00305		1	0.0%
00307		1	0.0%
00310		2	0.0%
00315		1	0.0%
00316		2	0.0%
00320		1	0.0%
00323		3	0.0%
00325		1	0.0%
00326		3	0.0%
00328		1	0.0%
00332		1	0.0%
00335		1	0.0%
00342		1	0.0%
00350		3	0.0%
00354		6	0.0%
00355		1	0.0%
00360		3	0.0%
00363		1	0.0%
00391		1	0.0%
00394		6	0.0%
00396		1	0.0%
00400		1	0.0%
00404		6	0.0%
00425		1	0.0%
00431		1	0.0%
00440		3	0.0%
00450		1	0.0%
00480		1	0.0%
00490		4	0.0%
00500		9	0.0%
00510		1	0.0%
00550		2	0.0%
00600		1	0.0%

# File : 31 Delhi

## # T\_ADULT\_M: TOTAL ADULT MALE

Value	Label	Cases	Percentage
00666		1	0.0%
00670		1	0.0%
00708		1	0.0%
00738		1	0.0%
00745		3	0.0%
00770		1	0.0%
00789		3	0.0%
00800		2	0.0%
00816		1	0.0%
00824		1	0.0%
00826		1	0.0%
00830		3	0.0%
00880		1	0.0%
00928		1	0.0%
00950		1	0.0%
00961		6	0.0%
00965		1	0.0%
00994		1	0.0%
01000		2	0.0%
01025		1	0.0%
01051		1	0.0%
01100		2	0.0%
01185		1	0.0%
01200		2	0.0%
01236		1	0.0%
01255		1	0.0%
01274		3	0.0%
01500		1	0.0%
01629		1	0.0%
02000		2	0.0%
02967		1	0.0%
03000		4	0.0%
03046		1	0.0%
03500		1	0.0%
1		271648	39.6%
10		8799	1.3%
100		98	0.0%
1000		2	0.0%
101		33	0.0%
102		14	0.0%
103		9	0.0%
104		6	0.0%
105		29	0.0%



## File : 31 Delhi

### # T\_ADULT\_M: TOTAL ADULT MALE

Value	Label	Cases	Percentage
106		14	0.0%
107		12	0.0%
108		19	0.0%
109		18	0.0%
1090		1	0.0%
11		3089	0.5%
110		34	0.0%
111		9	0.0%
112		6	0.0%
11223		6	0.0%
113		15	0.0%
114		12	0.0%
115		9	0.0%
116		16	0.0%
117		6	0.0%
118		9	0.0%
1180		1	0.0%
119		6	0.0%
12		3577	0.5%
120		21	0.0%
121		18	0.0%
122		7	0.0%
123		6	0.0%
124		6	0.0%
125		10	0.0%
126		12	0.0%
127		9	0.0%
128		16	0.0%
129		15	0.0%
13		1898	0.3%
130		17	0.0%
132		3	0.0%
1328		6	0.0%
133		21	0.0%
134		6	0.0%
135		4	0.0%
136		6	0.0%
137		21	0.0%
1378		6	0.0%
138		18	0.0%
139		15	0.0%
14		1460	0.2%
140		7	0.0%

## File : 31 Delhi

### # T\_ADULT\_M: TOTAL ADULT MALE

Value	Label	Cases	Percentage
141		18	0.0%
142		13	0.0%
144		12	0.0%
145		13	0.0%
146		12	0.0%
148		13	0.0%
149		6	0.0%
15		3649	0.5%
150		31	0.0%
151		24	0.0%
152		9	0.0%
154		10	0.0%
155		24	0.0%
156		9	0.0%
157		6	0.0%
16		1486	0.2%
160		23	0.0%
161		6	0.0%
162		9	0.0%
163		12	0.0%
164		9	0.0%
165		1	0.0%
167		6	0.0%
168		3	0.0%
1686		6	0.0%
169		3	0.0%
17		928	0.1%
170		22	0.0%
173		9	0.0%
174		6	0.0%
175		10	0.0%
177		6	0.0%
178		6	0.0%
179		6	0.0%
18		1147	0.2%
180		8	0.0%
181		9	0.0%
182		6	0.0%
183		3	0.0%
184		3	0.0%
185		7	0.0%
186		6	0.0%
187		6	0.0%

# File : 31 Delhi

## # T\_ADULT\_M: TOTAL ADULT MALE

Value	Label	Cases	Percentage
189		9	0.0%
19		582	0.1%
190		3	0.0%
191		6	0.0%
192		16	0.0%
195		3	0.0%
196		3	0.0%
198		12	0.0%
2		147476	21.5%
20		1934	0.3%
200		24	0.0%
201		1	0.0%
202		5	0.0%
203		3	0.0%
205		4	0.0%
206		3	0.0%
207		3	0.0%
209		12	0.0%
21		650	0.1%
210		13	0.0%
211		6	0.0%
212		3	0.0%
213		6	0.0%
215		1	0.0%
216		3	0.0%
22		538	0.1%
220		3	0.0%
221		12	0.0%
222		12	0.0%
223		6	0.0%
224		6	0.0%
225		3	0.0%
227		7	0.0%
23		292	0.0%
230		13	0.0%
231		3	0.0%
233		15	0.0%
234		3	0.0%
235		2	0.0%
237		6	0.0%
238		6	0.0%
24		371	0.1%
240		4	0.0%

# File : 31 Delhi

## # T\_ADULT\_M: TOTAL ADULT MALE

Value	Label	Cases	Percentage
241		18	0.0%
242		3	0.0%
243		6	0.0%
245		6	0.0%
246		6	0.0%
248		6	0.0%
25		969	0.1%
250		15	0.0%
251		2	0.0%
252		3	0.0%
255		6	0.0%
256		6	0.0%
258		7	0.0%
259		12	0.0%
26		406	0.1%
260		7	0.0%
2600		1	0.0%
266		6	0.0%
267		6	0.0%
268		12	0.0%
27		461	0.1%
274		6	0.0%
28		351	0.1%
280		9	0.0%
281		6	0.0%
283		6	0.0%
29		146	0.0%
291		6	0.0%
292		6	0.0%
293		6	0.0%
295		12	0.0%
296		12	0.0%
3		88097	12.8%
30		640	0.1%
300		21	0.0%
3000		1	0.0%
301		3	0.0%
302		26	0.0%
305		2	0.0%
307		6	0.0%
31		210	0.0%
310		3	0.0%
312		3	0.0%

## File : 31 Delhi

### # T\_ADULT\_M: TOTAL ADULT MALE

Value	Label	Cases	Percentage
32		221	0.0%
321		6	0.0%
33		134	0.0%
34		125	0.0%
349		6	0.0%
35		383	0.1%
351		6	0.0%
353		3	0.0%
359		6	0.0%
36		190	0.0%
360		6	0.0%
369		6	0.0%
37		147	0.0%
373		1	0.0%
376		3	0.0%
38		127	0.0%
389		4	0.0%
39		72	0.0%
391		1	0.0%
398		2	0.0%
4		46980	6.8%
40		480	0.1%
41		169	0.0%
410		3	0.0%
42		198	0.0%
43		97	0.0%
44		109	0.0%
444		12	0.0%
45		240	0.0%
454		1	0.0%
456		6	0.0%
46		96	0.0%
460		1	0.0%
463		3	0.0%
468		1	0.0%
47		81	0.0%
48		101	0.0%
49		117	0.0%
494		6	0.0%
5		26563	3.9%
50		439	0.1%
500		6	0.0%
507		3	0.0%

# File : 31 Delhi

## # T\_ADULT\_M: TOTAL ADULT MALE

Value	Label	Cases	Percentage
51		106	0.0%
512		9	0.0%
52		58	0.0%
5200		3	0.0%
53		35	0.0%
54		52	0.0%
55		60	0.0%
551		6	0.0%
56		46	0.0%
564		3	0.0%
565		24	0.0%
566		6	0.0%
57		24	0.0%
58		91	0.0%
59		58	0.0%
6		21068	3.1%
60		157	0.0%
61		66	0.0%
62		72	0.0%
63		21	0.0%
64		43	0.0%
65		95	0.0%
66		62	0.0%
67		41	0.0%
68		39	0.0%
681		6	0.0%
69		62	0.0%
692		6	0.0%
7		13233	1.9%
70		133	0.0%
71		29	0.0%
72		54	0.0%
73		21	0.0%
74		42	0.0%
741		1	0.0%
75		72	0.0%
76		40	0.0%
77		27	0.0%
78		30	0.0%
79		8	0.0%
8		10614	1.5%
80		114	0.0%
81		26	0.0%

## File : 31 Delhi

### # T\_ADULT\_M: TOTAL ADULT MALE

Value	Label	Cases	Percentage
82		16	0.0%
83		24	0.0%
84		33	0.0%
85		49	0.0%
858		6	0.0%
86		26	0.0%
87		12	0.0%
877		6	0.0%
88		24	0.0%
89		36	0.0%
890		6	0.0%
897		6	0.0%
9		6566	1.0%
90		96	0.0%
91		9	0.0%
916		6	0.0%
92		15	0.0%
93		1	0.0%
94		21	0.0%
95		37	0.0%
96		14	0.0%
97		9	0.0%
98		10	0.0%
99		24	0.0%

*Warning: these figures indicate the number of cases found in the data file. They cannot be interpreted as summary statistics of the population of interest.*

### # T\_ADULT\_F: TOTAL ADULT FEMALE

<b>Information</b>	[Type= discrete] [Format=character] [Missing=*]
<b>Statistics [NW/ W]</b>	[Valid=685852 /-] [Invalid=0 /-]

Value	Label	Cases	Percentage
0		622455	90.8%
00000		3813	0.6%
00001		731	0.1%
00002		413	0.1%
00003		298	0.0%
00004		228	0.0%
00005		286	0.0%
00006		169	0.0%
00007		142	0.0%
00008		133	0.0%
00009		64	0.0%
00010		193	0.0%
00011		41	0.0%
00012		88	0.0%

**File : 31 Delhi**

**# T\_ADULT\_F: TOTAL ADULT FEMALE**

Value	Label	Cases	Percentage
00013		44	0.0%
00014		38	0.0%
00015		122	0.0%
00016		34	0.0%
00017		29	0.0%
00018		29	0.0%
00019		14	0.0%
00020		90	0.0%
00021		20	0.0%
00022		21	0.0%
00023		11	0.0%
00024		9	0.0%
00025		52	0.0%
00026		7	0.0%
00027		11	0.0%
00028		11	0.0%
00029		5	0.0%
00030		43	0.0%
00031		5	0.0%
00032		12	0.0%
00033		2	0.0%
00034		9	0.0%
00035		18	0.0%
00036		13	0.0%
00037		6	0.0%
00038		7	0.0%
00039		3	0.0%
00040		107	0.0%
00041		2	0.0%
00042		5	0.0%
00043		4	0.0%
00044		1	0.0%
00045		10	0.0%
00046		2	0.0%
00047		2	0.0%
00048		3	0.0%
00049		1	0.0%
00050		57	0.0%
00052		3	0.0%
00053		2	0.0%
00054		1	0.0%
00055		6	0.0%
00056		2	0.0%



**File : 31 Delhi****# T\_ADULT\_F: TOTAL ADULT FEMALE**

<b>Value</b>	<b>Label</b>	<b>Cases</b>	<b>Percentage</b>
00057		1	0.0%
00059		4	0.0%
00060		88	0.0%
00061		2	0.0%
00062		1	0.0%
00063		2	0.0%
00064		1	0.0%
00065		5	0.0%
00066		1	0.0%
00067		1	0.0%
00068		3	0.0%
00069		4	0.0%
00070		85	0.0%
00071		1	0.0%
00072		3	0.0%
00074		2	0.0%
00075		95	0.0%
00080		73	0.0%
00081		1	0.0%
00084		1	0.0%
00085		65	0.0%
00086		9	0.0%
00087		2	0.0%
00090		65	0.0%
00092		1	0.0%
00095		57	0.0%
00096		2	0.0%
00100		37	0.0%
00101		1	0.0%
00105		29	0.0%
00106		6	0.0%
00109		2	0.0%
00110		5	0.0%
00113		1	0.0%
00115		1	0.0%
00120		10	0.0%
00122		1	0.0%
00125		31	0.0%
00130		2	0.0%
00135		1	0.0%
00140		2	0.0%
00150		6	0.0%
00152		1	0.0%

## File : 31 Delhi

### # T\_ADULT\_F: TOTAL ADULT FEMALE

Value	Label	Cases	Percentage
00155		2	0.0%
00158		2	0.0%
00160		2	0.0%
00179		1	0.0%
00180		1	0.0%
00184		1	0.0%
00190		2	0.0%
00198		1	0.0%
00200		3	0.0%
00203		1	0.0%
00205		1	0.0%
00212		1	0.0%
00214		1	0.0%
00225		1	0.0%
00230		1	0.0%
00231		1	0.0%
00244		1	0.0%
00250		2	0.0%
00251		1	0.0%
00279		1	0.0%
00300		1	0.0%
00400		1	0.0%
00414		1	0.0%
00423		1	0.0%
00442		1	0.0%
00450		1	0.0%
00650		3	0.0%
00660		1	0.0%
00702		1	0.0%
01000		3	0.0%
1		29367	4.3%
10		869	0.1%
100		5	0.0%
103		1	0.0%
11		229	0.0%
116		1	0.0%
12		267	0.0%
125		3	0.0%
13		136	0.0%
130		1	0.0%
135		1	0.0%
14		119	0.0%
140		1	0.0%

## File : 31 Delhi

### # T\_ADULT\_F: TOTAL ADULT FEMALE

Value	Label	Cases	Percentage
145		6	0.0%
15		318	0.0%
1500		1	0.0%
16		90	0.0%
165		1	0.0%
17		49	0.0%
18		52	0.0%
185		1	0.0%
19		32	0.0%
2		8924	1.3%
20		219	0.0%
200		1	0.0%
21		22	0.0%
22		20	0.0%
220		1	0.0%
23		13	0.0%
24		16	0.0%
25		74	0.0%
26		24	0.0%
27		8	0.0%
275		3	0.0%
28		2	0.0%
29		4	0.0%
3		5296	0.8%
30		49	0.0%
31		12	0.0%
32		4	0.0%
33		1	0.0%
34		5	0.0%
35		25	0.0%
36		4	0.0%
37		7	0.0%
38		3	0.0%
39		2	0.0%
4		3231	0.5%
40		32	0.0%
400		3	0.0%
41		4	0.0%
42		5	0.0%
43		2	0.0%
45		25	0.0%
46		9	0.0%
47		1	0.0%

## File : 31 Delhi

### # T\_ADULT\_F: TOTAL ADULT FEMALE

Value	Label	Cases	Percentage
5		2612	0.4%
50		59	0.0%
51		13	0.0%
52		1	0.0%
520		1	0.0%
53		3	0.0%
54		1	0.0%
56		1	0.0%
57		1	0.0%
58		2	0.0%
59		2	0.0%
6		1111	0.2%
60		9	0.0%
63		2	0.0%
65		2	0.0%
66		3	0.0%
68		7	0.0%
7		699	0.1%
70		13	0.0%
71		2	0.0%
74		4	0.0%
75		3	0.0%
77		1	0.0%
8		623	0.1%
80		14	0.0%
82		1	0.0%
85		2	0.0%
86		6	0.0%
9		363	0.1%
900		3	0.0%
95		1	0.0%
96		6	0.0%
98		1	0.0%

Warning: these figures indicate the number of cases found in the data file. They cannot be interpreted as summary statistics of the population of interest.

### # T\_CHILD\_M: TOTAL CHIELD MALE

<b>Information</b>	[Type= discrete] [Format=character] [Missing=*]		
<b>Statistics [NW/ W]</b>	[Valid=685852 /-] [Invalid=0 /-]		
Value	Label	Cases	Percentage
0		638932	93.2%
00000		8224	1.2%
1		22334	3.3%
10		82	0.0%
12		17	0.0%

## File : 31 Delhi

### # T\_CHILD\_M: TOTAL CHIELD MALE

Value	Label	Cases	Percentage
14		1	0.0%
15		15	0.0%
16		9	0.0%
17		6	0.0%
2		11575	1.7%
20		19	0.0%
200		1	0.0%
25		1	0.0%
250		1	0.0%
3		2777	0.4%
4		1368	0.2%
40		6	0.0%
5		245	0.0%
6		125	0.0%
7		44	0.0%
8		47	0.0%
9		23	0.0%

Warning: these figures indicate the number of cases found in the data file. They cannot be interpreted as summary statistics of the population of interest.

### # T\_CHILD\_F: TOTAL CHIELD FEMALE

<b>Information</b>	[Type= discrete] [Format=character] [Missing=*]
<b>Statistics [NW/ W]</b>	[Valid=685852 /-] [Invalid=0 /-]

Value	Label	Cases	Percentage
0		676024	98.6%
00000		8224	1.2%
1		1037	0.2%
10		12	0.0%
100		1	0.0%
15		1	0.0%
2		398	0.1%
3		85	0.0%
4		32	0.0%
5		17	0.0%
6		9	0.0%
7		10	0.0%
8		1	0.0%
9		1	0.0%

Warning: these figures indicate the number of cases found in the data file. They cannot be interpreted as summary statistics of the population of interest.

### # TOT: TOTAL OF TOTAL

<b>Information</b>	[Type= discrete] [Format=character] [Missing=*]
<b>Statistics [NW/ W]</b>	[Valid=685852 /-] [Invalid=0 /-]

Value	Label	Cases	Percentage
00001		454	0.1%

**File : 31 Delhi****# TOT: TOTAL OF TOTAL**

<b>Value</b>	<b>Label</b>	<b>Cases</b>	<b>Percentage</b>
00002		354	0.1%
00003		329	0.0%
00004		315	0.0%
00005		225	0.0%
00006		970	0.1%
00007		166	0.0%
00008		292	0.0%
00009		123	0.0%
00010		1039	0.2%
00011		88	0.0%
00012		187	0.0%
00013		75	0.0%
00014		101	0.0%
00015		153	0.0%
00016		92	0.0%
00017		71	0.0%
00018		84	0.0%
00019		62	0.0%
00020		172	0.0%
00021		47	0.0%
00022		79	0.0%
00023		55	0.0%
00024		44	0.0%
00025		105	0.0%
00026		36	0.0%
00027		38	0.0%
00028		50	0.0%
00029		20	0.0%
00030		91	0.0%
00031		12	0.0%
00032		34	0.0%
00033		21	0.0%
00034		21	0.0%
00035		71	0.0%
00036		27	0.0%
00037		20	0.0%
00038		27	0.0%
00039		27	0.0%
00040		66	0.0%
00041		11	0.0%
00042		27	0.0%
00043		13	0.0%
00044		10	0.0%

## File : 31 Delhi

### # TOT: TOTAL OF TOTAL

Value	Label	Cases	Percentage
00045		49	0.0%
00046		14	0.0%
00047		12	0.0%
00048		18	0.0%
00049		13	0.0%
00050		72	0.0%
00051		20	0.0%
00052		14	0.0%
00053		13	0.0%
00054		13	0.0%
00055		33	0.0%
00056		16	0.0%
00057		10	0.0%
00058		10	0.0%
00059		7	0.0%
00060		52	0.0%
00061		11	0.0%
00062		7	0.0%
00063		4	0.0%
00064		7	0.0%
00065		28	0.0%
00066		7	0.0%
00067		15	0.0%
00068		7	0.0%
00069		5	0.0%
00070		44	0.0%
00071		12	0.0%
00072		4	0.0%
00073		4	0.0%
00074		4	0.0%
00075		38	0.0%
00076		3	0.0%
00077		7	0.0%
00078		8	0.0%
00079		2	0.0%
00080		47	0.0%
00081		4	0.0%
00082		4	0.0%
00083		7	0.0%
00084		3	0.0%
00085		30	0.0%
00086		2	0.0%
00087		5	0.0%

**File : 31 Delhi****# TOT: TOTAL OF TOTAL**

<b>Value</b>	<b>Label</b>	<b>Cases</b>	<b>Percentage</b>
00088		3	0.0%
00089		3	0.0%
00090		97	0.0%
00091		3	0.0%
00093		2	0.0%
00094		4	0.0%
00095		9	0.0%
00096		9	0.0%
00097		2	0.0%
00098		2	0.0%
00099		1	0.0%
00100		21	0.0%
00101		3	0.0%
00102		7	0.0%
00103		1	0.0%
00104		2	0.0%
00105		8	0.0%
00106		4	0.0%
00107		1	0.0%
00108		1	0.0%
00109		1	0.0%
00110		12	0.0%
00111		1	0.0%
00112		2	0.0%
00113		2	0.0%
00115		8	0.0%
00117		4	0.0%
00118		1	0.0%
00119		1	0.0%
00120		15	0.0%
00123		2	0.0%
00124		1	0.0%
00125		8	0.0%
00126		2	0.0%
00127		2	0.0%
00128		1	0.0%
00129		1	0.0%
00130		8	0.0%
00131		2	0.0%
00132		1	0.0%
00135		6	0.0%
00136		2	0.0%
00138		2	0.0%



**File : 31 Delhi****# TOT: TOTAL OF TOTAL**

<b>Value</b>	<b>Label</b>	<b>Cases</b>	<b>Percentage</b>
00140		11	0.0%
00141		1	0.0%
00144		1	0.0%
00145		6	0.0%
00148		2	0.0%
00150		95	0.0%
00151		2	0.0%
00152		1	0.0%
00153		3	0.0%
00155		4	0.0%
00158		2	0.0%
00159		1	0.0%
00160		72	0.0%
00161		1	0.0%
00163		1	0.0%
00164		1	0.0%
00165		3	0.0%
00166		1	0.0%
00167		4	0.0%
00168		2	0.0%
00169		1	0.0%
00170		7	0.0%
00172		3	0.0%
00174		5	0.0%
00175		5	0.0%
00177		3	0.0%
00178		1	0.0%
00180		11	0.0%
00181		1	0.0%
00183		1	0.0%
00185		6	0.0%
00187		2	0.0%
00188		1	0.0%
00189		1	0.0%
00190		2	0.0%
00191		1	0.0%
00192		1	0.0%
00193		1	0.0%
00195		1	0.0%
00200		31	0.0%
00201		1	0.0%
00207		2	0.0%
00208		1	0.0%

**File : 31 Delhi****# TOT: TOTAL OF TOTAL**

<b>Value</b>	<b>Label</b>	<b>Cases</b>	<b>Percentage</b>
00215		2	0.0%
00219		2	0.0%
00220		6	0.0%
00225		4	0.0%
00226		1	0.0%
00228		5	0.0%
00229		2	0.0%
00230		3	0.0%
00234		2	0.0%
00237		1	0.0%
00240		8	0.0%
00250		20	0.0%
00253		1	0.0%
00254		1	0.0%
00257		2	0.0%
00259		1	0.0%
00260		5	0.0%
00270		1	0.0%
00275		29	0.0%
00276		1	0.0%
00277		1	0.0%
00279		2	0.0%
00280		3	0.0%
00283		1	0.0%
00285		28	0.0%
00290		3	0.0%
00295		31	0.0%
00296		1	0.0%
00297		1	0.0%
00298		1	0.0%
00300		118	0.0%
00305		85	0.0%
00308		2	0.0%
00310		88	0.0%
00317		1	0.0%
00318		2	0.0%
00320		28	0.0%
00321		1	0.0%
00323		9	0.0%
00325		29	0.0%
00326		9	0.0%
00331		1	0.0%
00338		1	0.0%

**File : 31 Delhi****# TOT: TOTAL OF TOTAL**

<b>Value</b>	<b>Label</b>	<b>Cases</b>	<b>Percentage</b>
00340		2	0.0%
00349		1	0.0%
00350		5	0.0%
00356		1	0.0%
00361		1	0.0%
00370		2	0.0%
00375		1	0.0%
00377		1	0.0%
00380		1	0.0%
00400		2	0.0%
00404		1	0.0%
00410		1	0.0%
00415		1	0.0%
00426		1	0.0%
00430		2	0.0%
00432		1	0.0%
00440		16	0.0%
00450		1	0.0%
00455		1	0.0%
00460		1	0.0%
00461		1	0.0%
00471		1	0.0%
00474		1	0.0%
00490		1	0.0%
00500		15	0.0%
00515		2	0.0%
00531		1	0.0%
00534		1	0.0%
00550		1	0.0%
00553		1	0.0%
00554		1	0.0%
00575		1	0.0%
00586		1	0.0%
00600		4	0.0%
00605		1	0.0%
00700		1	0.0%
00708		1	0.0%
00720		1	0.0%
00725		1	0.0%
00750		3	0.0%
00766		1	0.0%
00780		1	0.0%
00789		3	0.0%

**File : 31 Delhi**

**# TOT: TOTAL OF TOTAL**

Value	Label	Cases	Percentage
00800		1	0.0%
00825		1	0.0%
00839		3	0.0%
00885		1	0.0%
00892		1	0.0%
00897		1	0.0%
00933		1	0.0%
00935		1	0.0%
00978		6	0.0%
00990		1	0.0%
01000		2	0.0%
01030		1	0.0%
01040		1	0.0%
01045		1	0.0%
01100		1	0.0%
01150		1	0.0%
01170		1	0.0%
01200		2	0.0%
01235		1	0.0%
01238		1	0.0%
01255		1	0.0%
01294		3	0.0%
01450		1	0.0%
01480		1	0.0%
01500		1	0.0%
01630		1	0.0%
01639		1	0.0%
01800		1	0.0%
02200		1	0.0%
02500		1	0.0%
02967		1	0.0%
03000		1	0.0%
03200		1	0.0%
03488		1	0.0%
03500		1	0.0%
03650		3	0.0%
1		247501	36.1%
10		9315	1.4%
100		122	0.0%
1000		3	0.0%
101		21	0.0%
1010		2	0.0%
102		16	0.0%

# File : 31 Delhi

## # TOT: TOTAL OF TOTAL

Value	Label	Cases	Percentage
103		3	0.0%
104		6	0.0%
105		25	0.0%
106		23	0.0%
107		6	0.0%
108		18	0.0%
109		18	0.0%
11		3437	0.5%
110		27	0.0%
111		8	0.0%
112		26	0.0%
113		34	0.0%
11343		6	0.0%
114		36	0.0%
115		11	0.0%
116		10	0.0%
117		3	0.0%
1175		1	0.0%
118		15	0.0%
119		21	0.0%
12		4264	0.6%
120		14	0.0%
121		18	0.0%
122		6	0.0%
123		8	0.0%
125		18	0.0%
126		6	0.0%
127		27	0.0%
128		19	0.0%
129		6	0.0%
13		2287	0.3%
130		20	0.0%
132		6	0.0%
133		9	0.0%
135		4	0.0%
136		3	0.0%
137		6	0.0%
138		12	0.0%
139		15	0.0%
14		1690	0.2%
140		31	0.0%
1400		1	0.0%
1405		6	0.0%

# File : 31 Delhi

## # TOT: TOTAL OF TOTAL

Value	Label	Cases	Percentage
142		21	0.0%
1424		6	0.0%
143		12	0.0%
144		9	0.0%
145		35	0.0%
146		36	0.0%
147		7	0.0%
148		19	0.0%
15		3528	0.5%
150		30	0.0%
151		11	0.0%
152		13	0.0%
153		2	0.0%
154		9	0.0%
155		5	0.0%
156		12	0.0%
157		6	0.0%
158		24	0.0%
159		9	0.0%
16		1681	0.2%
160		23	0.0%
161		6	0.0%
162		2	0.0%
164		12	0.0%
165		9	0.0%
167		18	0.0%
168		3	0.0%
169		9	0.0%
17		1068	0.2%
170		4	0.0%
174		9	0.0%
175		14	0.0%
177		9	0.0%
179		6	0.0%
18		1233	0.2%
180		24	0.0%
181		6	0.0%
182		18	0.0%
183		9	0.0%
1831		6	0.0%
184		1	0.0%
185		10	0.0%
189		9	0.0%

# File : 31 Delhi

## # TOT: TOTAL OF TOTAL

Value	Label	Cases	Percentage
19		763	0.1%
190		15	0.0%
194		6	0.0%
195		18	0.0%
2		153838	22.4%
20		2542	0.4%
200		26	0.0%
201		3	0.0%
202		9	0.0%
203		12	0.0%
204		5	0.0%
21		823	0.1%
210		13	0.0%
212		6	0.0%
215		12	0.0%
216		3	0.0%
217		6	0.0%
22		721	0.1%
220		4	0.0%
224		2	0.0%
225		19	0.0%
228		6	0.0%
23		446	0.1%
230		8	0.0%
231		7	0.0%
232		3	0.0%
233		6	0.0%
234		9	0.0%
235		9	0.0%
236		3	0.0%
237		15	0.0%
24		456	0.1%
240		3	0.0%
241		12	0.0%
242		7	0.0%
245		16	0.0%
246		12	0.0%
249		7	0.0%
25		951	0.1%
250		19	0.0%
251		7	0.0%
252		9	0.0%
253		3	0.0%

# File : 31 Delhi

## # TOT: TOTAL OF TOTAL

Value	Label	Cases	Percentage
255		7	0.0%
259		6	0.0%
26		474	0.1%
260		5	0.0%
261		2	0.0%
263		6	0.0%
264		24	0.0%
27		414	0.1%
270		2	0.0%
272		3	0.0%
273		19	0.0%
275		1	0.0%
279		6	0.0%
28		326	0.0%
280		1	0.0%
284		6	0.0%
285		6	0.0%
287		6	0.0%
289		12	0.0%
29		235	0.0%
298		12	0.0%
3		90256	13.2%
30		891	0.1%
300		16	0.0%
3000		1	0.0%
301		27	0.0%
302		5	0.0%
303		1	0.0%
305		3	0.0%
306		6	0.0%
307		13	0.0%
308		18	0.0%
31		224	0.0%
310		1	0.0%
312		3	0.0%
315		3	0.0%
32		231	0.0%
327		6	0.0%
33		143	0.0%
34		171	0.0%
345		1	0.0%
35		390	0.1%
350		3	0.0%



# File : 31 Delhi

## # TOT: TOTAL OF TOTAL

Value	Label	Cases	Percentage
351		1	0.0%
353		3	0.0%
355		6	0.0%
36		195	0.0%
360		4	0.0%
363		2	0.0%
365		6	0.0%
37		135	0.0%
376		15	0.0%
38		134	0.0%
39		67	0.0%
397		6	0.0%
4		50152	7.3%
40		476	0.1%
400		2	0.0%
403		1	0.0%
41		139	0.0%
4100		1	0.0%
42		163	0.0%
43		98	0.0%
44		100	0.0%
448		12	0.0%
45		278	0.0%
46		112	0.0%
460		3	0.0%
463		15	0.0%
468		1	0.0%
47		80	0.0%
48		116	0.0%
485		1	0.0%
49		64	0.0%
5		30851	4.5%
50		653	0.1%
500		1	0.0%
507		3	0.0%
51		126	0.0%
512		9	0.0%
52		89	0.0%
53		73	0.0%
54		82	0.0%
5475		3	0.0%
55		90	0.0%
550		3	0.0%

# File : 31 Delhi

## # TOT: TOTAL OF TOTAL

Value	Label	Cases	Percentage
556		6	0.0%
56		68	0.0%
560		1	0.0%
57		60	0.0%
576		24	0.0%
58		76	0.0%
580		6	0.0%
59		26	0.0%
6		25439	3.7%
60		165	0.0%
604		3	0.0%
61		79	0.0%
617		6	0.0%
62		65	0.0%
63		32	0.0%
64		43	0.0%
65		110	0.0%
66		32	0.0%
67		69	0.0%
68		55	0.0%
69		84	0.0%
7		15096	2.2%
70		112	0.0%
706		12	0.0%
71		35	0.0%
72		42	0.0%
73		31	0.0%
74		32	0.0%
75		151	0.0%
76		36	0.0%
77		29	0.0%
78		20	0.0%
79		32	0.0%
8		11486	1.7%
80		103	0.0%
81		32	0.0%
82		51	0.0%
83		19	0.0%
84		22	0.0%
85		52	0.0%
857		1	0.0%
86		23	0.0%
87		21	0.0%

# File : 31 Delhi

## # TOT: TOTAL OF TOTAL

Value	Label	Cases	Percentage
88		15	0.0%
89		18	0.0%
893		1	0.0%
895		6	0.0%
9		6900	1.0%
90		123	0.0%
900		3	0.0%
91		46	0.0%
916		12	0.0%
92		15	0.0%
93		6	0.0%
935		6	0.0%
94		18	0.0%
944		6	0.0%
95		68	0.0%
96		33	0.0%
97		16	0.0%
98		17	0.0%
99		26	0.0%

Warning: these figures indicate the number of cases found in the data file. They cannot be interpreted as summary statistics of the population of interest.

## # H\_ADULT\_M: HIRED ADULT MALE

<b>Information</b>	[Type= discrete] [Format=character] [Missing=*]
<b>Statistics [NW/ W]</b>	[Valid=685852 /-] [Invalid=0 /-]

Value	Label	Cases	Percentage
0		345653	50.4%
00000		96	0.0%
00001		508	0.1%
00002		421	0.1%
00003		388	0.1%
00004		344	0.1%
00005		687	0.1%
00006		628	0.1%
00007		156	0.0%
00008		340	0.0%
00009		95	0.0%
00010		1093	0.2%
00011		70	0.0%
00012		192	0.0%
00013		73	0.0%
00014		87	0.0%
00015		204	0.0%
00016		70	0.0%
00017		68	0.0%

**File : 31 Delhi****# H\_ADULT\_M: HIRED ADULT MALE**

<b>Value</b>	<b>Label</b>	<b>Cases</b>	<b>Percentage</b>
00018		76	0.0%
00019		30	0.0%
00020		161	0.0%
00021		48	0.0%
00022		63	0.0%
00023		31	0.0%
00024		31	0.0%
00025		117	0.0%
00026		26	0.0%
00027		21	0.0%
00028		34	0.0%
00029		12	0.0%
00030		84	0.0%
00031		14	0.0%
00032		32	0.0%
00033		11	0.0%
00034		14	0.0%
00035		73	0.0%
00036		19	0.0%
00037		11	0.0%
00038		14	0.0%
00039		9	0.0%
00040		115	0.0%
00041		11	0.0%
00042		20	0.0%
00043		5	0.0%
00044		10	0.0%
00045		44	0.0%
00046		12	0.0%
00047		12	0.0%
00048		13	0.0%
00049		6	0.0%
00050		127	0.0%
00051		8	0.0%
00052		9	0.0%
00053		10	0.0%
00054		11	0.0%
00055		16	0.0%
00056		5	0.0%
00057		5	0.0%
00058		9	0.0%
00059		6	0.0%
00060		48	0.0%

# File : 31 Delhi

## # H\_ADULT\_M: HIRED ADULT MALE

Value	Label	Cases	Percentage
00061		11	0.0%
00062		7	0.0%
00063		3	0.0%
00064		7	0.0%
00065		19	0.0%
00066		4	0.0%
00067		6	0.0%
00068		1	0.0%
00069		3	0.0%
00070		37	0.0%
00071		6	0.0%
00072		1	0.0%
00073		5	0.0%
00074		1	0.0%
00075		39	0.0%
00076		2	0.0%
00077		2	0.0%
00078		1	0.0%
00079		6	0.0%
00080		37	0.0%
00081		2	0.0%
00082		4	0.0%
00083		3	0.0%
00084		3	0.0%
00085		10	0.0%
00086		5	0.0%
00088		4	0.0%
00089		1	0.0%
00090		149	0.0%
00091		2	0.0%
00092		1	0.0%
00093		1	0.0%
00094		1	0.0%
00095		3	0.0%
00096		2	0.0%
00097		2	0.0%
00098		1	0.0%
00099		1	0.0%
00100		26	0.0%
00101		3	0.0%
00102		2	0.0%
00104		1	0.0%
00105		4	0.0%

**File : 31 Delhi****# H\_ADULT\_M: HIRED ADULT MALE**

<b>Value</b>	<b>Label</b>	<b>Cases</b>	<b>Percentage</b>
00106		1	0.0%
00107		1	0.0%
00108		1	0.0%
00109		1	0.0%
00110		10	0.0%
00112		2	0.0%
00113		1	0.0%
00115		6	0.0%
00116		1	0.0%
00117		1	0.0%
00119		1	0.0%
00120		12	0.0%
00122		2	0.0%
00125		4	0.0%
00126		2	0.0%
00127		1	0.0%
00128		1	0.0%
00129		1	0.0%
00130		10	0.0%
00131		2	0.0%
00133		2	0.0%
00135		2	0.0%
00136		1	0.0%
00138		3	0.0%
00139		1	0.0%
00140		15	0.0%
00142		3	0.0%
00143		4	0.0%
00145		7	0.0%
00146		1	0.0%
00147		2	0.0%
00149		1	0.0%
00150		29	0.0%
00154		1	0.0%
00155		3	0.0%
00156		3	0.0%
00157		4	0.0%
00158		1	0.0%
00159		1	0.0%
00160		4	0.0%
00165		4	0.0%
00166		2	0.0%
00167		3	0.0%

# File : 31 Delhi

## # H\_ADULT\_M: HIRED ADULT MALE

Value	Label	Cases	Percentage
00169		1	0.0%
00170		7	0.0%
00172		1	0.0%
00173		1	0.0%
00174		1	0.0%
00175		32	0.0%
00176		3	0.0%
00178		1	0.0%
00179		1	0.0%
00180		13	0.0%
00182		1	0.0%
00185		30	0.0%
00186		1	0.0%
00189		1	0.0%
00190		29	0.0%
00192		3	0.0%
00193		1	0.0%
00195		1	0.0%
00200		14	0.0%
00201		1	0.0%
00204		1	0.0%
00205		29	0.0%
00210		88	0.0%
00212		1	0.0%
00215		30	0.0%
00220		54	0.0%
00225		57	0.0%
00229		1	0.0%
00230		30	0.0%
00231		1	0.0%
00233		1	0.0%
00237		3	0.0%
00240		8	0.0%
00241		1	0.0%
00242		1	0.0%
00250		30	0.0%
00252		1	0.0%
00253		1	0.0%
00255		3	0.0%
00257		1	0.0%
00260		1	0.0%
00265		1	0.0%
00270		29	0.0%

**File : 31 Delhi****# H\_ADULT\_M: HIRED ADULT MALE**

<b>Value</b>	<b>Label</b>	<b>Cases</b>	<b>Percentage</b>
00271		1	0.0%
00275		2	0.0%
00280		5	0.0%
00281		1	0.0%
00285		1	0.0%
00290		1	0.0%
00291		1	0.0%
00299		6	0.0%
00300		10	0.0%
00302		6	0.0%
00304		1	0.0%
00305		1	0.0%
00307		1	0.0%
00310		2	0.0%
00315		1	0.0%
00316		2	0.0%
00320		1	0.0%
00323		3	0.0%
00325		1	0.0%
00326		3	0.0%
00328		1	0.0%
00332		1	0.0%
00335		1	0.0%
00342		1	0.0%
00350		3	0.0%
00354		6	0.0%
00355		1	0.0%
00360		3	0.0%
00363		1	0.0%
00391		1	0.0%
00394		6	0.0%
00396		1	0.0%
00400		1	0.0%
00404		6	0.0%
00425		1	0.0%
00431		1	0.0%
00440		3	0.0%
00450		1	0.0%
00480		1	0.0%
00490		4	0.0%
00500		9	0.0%
00510		1	0.0%
00550		2	0.0%



# File : 31 Delhi

## # H\_ADULT\_M: HIRED ADULT MALE

Value	Label	Cases	Percentage
00600		1	0.0%
00666		1	0.0%
00670		1	0.0%
00708		1	0.0%
00738		1	0.0%
00745		3	0.0%
00770		1	0.0%
00789		3	0.0%
00800		2	0.0%
00816		1	0.0%
00824		1	0.0%
00826		1	0.0%
00830		3	0.0%
00880		1	0.0%
00928		1	0.0%
00950		1	0.0%
00961		6	0.0%
00965		1	0.0%
00994		1	0.0%
01000		2	0.0%
01025		1	0.0%
01051		1	0.0%
01100		2	0.0%
01185		1	0.0%
01200		2	0.0%
01236		1	0.0%
01255		1	0.0%
01274		3	0.0%
01500		1	0.0%
01629		1	0.0%
02000		2	0.0%
02967		1	0.0%
03000		4	0.0%
03046		1	0.0%
03500		1	0.0%
1		105095	15.3%
10		4603	0.7%
100		48	0.0%
101		24	0.0%
102		9	0.0%
103		7	0.0%
104		16	0.0%
105		29	0.0%

# File : 31 Delhi

## # H\_ADULT\_M: HIRED ADULT MALE

Value	Label	Cases	Percentage
106		12	0.0%
107		12	0.0%
108		6	0.0%
109		22	0.0%
1090		1	0.0%
11		2301	0.3%
110		27	0.0%
111		12	0.0%
112		6	0.0%
11223		6	0.0%
113		9	0.0%
114		6	0.0%
115		10	0.0%
116		12	0.0%
117		9	0.0%
118		6	0.0%
1180		1	0.0%
119		10	0.0%
12		2222	0.3%
120		23	0.0%
121		12	0.0%
122		8	0.0%
123		6	0.0%
124		15	0.0%
125		13	0.0%
126		3	0.0%
127		15	0.0%
128		19	0.0%
129		16	0.0%
13		1367	0.2%
130		25	0.0%
1309		6	0.0%
131		12	0.0%
133		9	0.0%
134		6	0.0%
135		3	0.0%
136		3	0.0%
137		24	0.0%
1378		6	0.0%
138		12	0.0%
139		6	0.0%
14		2077	0.3%
140		4	0.0%

**File : 31 Delhi**

**# H\_ADULT\_M: HIRED ADULT MALE**

Value	Label	Cases	Percentage
141		22	0.0%
142		3	0.0%
143		3	0.0%
144		25	0.0%
145		28	0.0%
146		6	0.0%
147		6	0.0%
148		5	0.0%
149		2	0.0%
15		2223	0.3%
150		47	0.0%
151		3	0.0%
153		3	0.0%
154		6	0.0%
155		21	0.0%
156		9	0.0%
157		9	0.0%
159		4	0.0%
16		927	0.1%
160		13	0.0%
162		9	0.0%
163		12	0.0%
164		6	0.0%
165		10	0.0%
166		6	0.0%
167		4	0.0%
1671		6	0.0%
17		815	0.1%
170		24	0.0%
171		6	0.0%
173		9	0.0%
175		7	0.0%
177		6	0.0%
178		6	0.0%
179		6	0.0%
18		1025	0.1%
180		14	0.0%
181		12	0.0%
183		3	0.0%
184		6	0.0%
186		6	0.0%
187		6	0.0%
188		3	0.0%

# File : 31 Delhi

## # H\_ADULT\_M: HIRED ADULT MALE

Value	Label	Cases	Percentage
189		3	0.0%
19		1098	0.2%
190		3	0.0%
191		6	0.0%
192		13	0.0%
195		6	0.0%
198		19	0.0%
199		3	0.0%
2		79731	11.6%
20		1081	0.2%
200		19	0.0%
201		7	0.0%
202		5	0.0%
203		3	0.0%
204		3	0.0%
205		3	0.0%
207		3	0.0%
208		4	0.0%
209		24	0.0%
21		407	0.1%
210		1	0.0%
211		6	0.0%
213		6	0.0%
218		3	0.0%
22		418	0.1%
221		12	0.0%
222		6	0.0%
224		6	0.0%
225		3	0.0%
226		1	0.0%
227		6	0.0%
23		323	0.0%
230		16	0.0%
231		1	0.0%
232		3	0.0%
233		12	0.0%
234		4	0.0%
237		6	0.0%
238		6	0.0%
239		3	0.0%
24		631	0.1%
240		10	0.0%
241		15	0.0%

# File : 31 Delhi

## # H\_ADULT\_M: HIRED ADULT MALE

Value	Label	Cases	Percentage
242		1	0.0%
243		6	0.0%
244		3	0.0%
245		6	0.0%
246		1	0.0%
247		6	0.0%
248		6	0.0%
249		1	0.0%
25		640	0.1%
250		13	0.0%
251		6	0.0%
255		6	0.0%
258		6	0.0%
259		12	0.0%
26		315	0.0%
260		7	0.0%
2600		1	0.0%
267		6	0.0%
268		12	0.0%
27		314	0.0%
274		6	0.0%
28		250	0.0%
280		9	0.0%
281		6	0.0%
283		6	0.0%
29		305	0.0%
291		6	0.0%
292		6	0.0%
293		6	0.0%
295		12	0.0%
296		12	0.0%
298		7	0.0%
299		4	0.0%
2995		1	0.0%
3		40849	6.0%
30		378	0.1%
300		7	0.0%
301		3	0.0%
302		26	0.0%
305		2	0.0%
306		6	0.0%
31		184	0.0%
32		197	0.0%

# File : 31 Delhi

## # H\_ADULT\_M: HIRED ADULT MALE

Value	Label	Cases	Percentage
321		6	0.0%
33		173	0.0%
34		214	0.0%
341		6	0.0%
349		6	0.0%
35		244	0.0%
359		6	0.0%
36		149	0.0%
360		6	0.0%
369		6	0.0%
37		75	0.0%
373		1	0.0%
375		3	0.0%
38		106	0.0%
387		1	0.0%
389		4	0.0%
39		258	0.0%
396		1	0.0%
398		1	0.0%
4		23139	3.4%
40		310	0.0%
400		3	0.0%
41		113	0.0%
42		145	0.0%
43		109	0.0%
44		144	0.0%
444		12	0.0%
448		1	0.0%
45		213	0.0%
456		6	0.0%
46		76	0.0%
460		1	0.0%
462		3	0.0%
467		1	0.0%
47		93	0.0%
48		136	0.0%
49		308	0.0%
494		6	0.0%
5		18803	2.7%
50		176	0.0%
500		9	0.0%
51		54	0.0%
511		3	0.0%

# File : 31 Delhi

## # H\_ADULT\_M: HIRED ADULT MALE

Value	Label	Cases	Percentage
512		6	0.0%
5190		3	0.0%
52		56	0.0%
53		30	0.0%
54		46	0.0%
55		55	0.0%
551		6	0.0%
56		49	0.0%
560		9	0.0%
565		24	0.0%
57		40	0.0%
58		57	0.0%
59		98	0.0%
6		11117	1.6%
60		120	0.0%
61		55	0.0%
62		51	0.0%
63		34	0.0%
64		66	0.0%
65		73	0.0%
66		56	0.0%
669		6	0.0%
67		41	0.0%
68		51	0.0%
681		6	0.0%
69		71	0.0%
7		8495	1.2%
70		113	0.0%
71		15	0.0%
72		40	0.0%
727		1	0.0%
73		30	0.0%
74		50	0.0%
75		53	0.0%
76		31	0.0%
77		24	0.0%
78		43	0.0%
79		31	0.0%
8		7393	1.1%
80		106	0.0%
81		12	0.0%
82		28	0.0%
83		22	0.0%

## File : 31 Delhi

### # H\_ADULT\_M: HIRED ADULT MALE

Value	Label	Cases	Percentage
84		34	0.0%
85		24	0.0%
858		6	0.0%
86		20	0.0%
87		6	0.0%
877		6	0.0%
88		23	0.0%
89		53	0.0%
890		6	0.0%
897		6	0.0%
9		6529	1.0%
90		51	0.0%
91		13	0.0%
915		6	0.0%
92		14	0.0%
93		9	0.0%
94		31	0.0%
95		39	0.0%
96		7	0.0%
97		9	0.0%
98		25	0.0%
99		43	0.0%

Warning: these figures indicate the number of cases found in the data file. They cannot be interpreted as summary statistics of the population of interest.

### # H\_ADULT\_F: HIRED ADULT FEMALE

Value	Label	Cases	Percentage
0		645971	94.2%
00000		3813	0.6%
00001		731	0.1%
00002		413	0.1%
00003		298	0.0%
00004		228	0.0%
00005		286	0.0%
00006		169	0.0%
00007		142	0.0%
00008		133	0.0%
00009		64	0.0%
00010		193	0.0%
00011		41	0.0%
00012		88	0.0%
00013		44	0.0%
00014		38	0.0%



**File : 31 Delhi****# H\_ADULT\_F: HIRED ADULT FEMALE**

<b>Value</b>	<b>Label</b>	<b>Cases</b>	<b>Percentage</b>
00015		122	0.0%
00016		34	0.0%
00017		29	0.0%
00018		29	0.0%
00019		14	0.0%
00020		90	0.0%
00021		20	0.0%
00022		21	0.0%
00023		11	0.0%
00024		9	0.0%
00025		52	0.0%
00026		7	0.0%
00027		11	0.0%
00028		11	0.0%
00029		5	0.0%
00030		43	0.0%
00031		5	0.0%
00032		12	0.0%
00033		2	0.0%
00034		9	0.0%
00035		18	0.0%
00036		13	0.0%
00037		6	0.0%
00038		7	0.0%
00039		3	0.0%
00040		107	0.0%
00041		2	0.0%
00042		5	0.0%
00043		4	0.0%
00044		1	0.0%
00045		10	0.0%
00046		2	0.0%
00047		2	0.0%
00048		3	0.0%
00049		1	0.0%
00050		57	0.0%
00052		3	0.0%
00053		2	0.0%
00054		1	0.0%
00055		6	0.0%
00056		2	0.0%
00057		1	0.0%
00059		4	0.0%

**File : 31 Delhi****# H\_ADULT\_F: HIRED ADULT FEMALE**

<b>Value</b>	<b>Label</b>	<b>Cases</b>	<b>Percentage</b>
00060		88	0.0%
00061		2	0.0%
00062		1	0.0%
00063		2	0.0%
00064		1	0.0%
00065		5	0.0%
00066		1	0.0%
00067		1	0.0%
00068		3	0.0%
00069		4	0.0%
00070		85	0.0%
00071		1	0.0%
00072		3	0.0%
00074		2	0.0%
00075		95	0.0%
00080		73	0.0%
00081		1	0.0%
00084		1	0.0%
00085		65	0.0%
00086		9	0.0%
00087		2	0.0%
00090		65	0.0%
00092		1	0.0%
00095		57	0.0%
00096		2	0.0%
00100		37	0.0%
00101		1	0.0%
00105		29	0.0%
00106		6	0.0%
00109		2	0.0%
00110		5	0.0%
00113		1	0.0%
00115		1	0.0%
00120		10	0.0%
00122		1	0.0%
00125		31	0.0%
00130		2	0.0%
00135		1	0.0%
00140		2	0.0%
00150		6	0.0%
00152		1	0.0%
00155		2	0.0%
00158		2	0.0%

## File : 31 Delhi

### # H\_ADULT\_F: HIRED ADULT FEMALE

Value	Label	Cases	Percentage
00160		2	0.0%
00179		1	0.0%
00180		1	0.0%
00184		1	0.0%
00190		2	0.0%
00198		1	0.0%
00200		3	0.0%
00203		1	0.0%
00205		1	0.0%
00212		1	0.0%
00214		1	0.0%
00225		1	0.0%
00230		1	0.0%
00231		1	0.0%
00244		1	0.0%
00250		2	0.0%
00251		1	0.0%
00279		1	0.0%
00300		1	0.0%
00400		1	0.0%
00414		1	0.0%
00423		1	0.0%
00442		1	0.0%
00450		1	0.0%
00650		3	0.0%
00660		1	0.0%
00702		1	0.0%
01000		3	0.0%
1		10851	1.6%
10		789	0.1%
100		5	0.0%
103		1	0.0%
11		203	0.0%
116		1	0.0%
12		229	0.0%
125		3	0.0%
128		1	0.0%
13		136	0.0%
135		1	0.0%
14		125	0.0%
140		7	0.0%
15		283	0.0%
1500		1	0.0%

**File : 31 Delhi**

**# H\_ADULT\_F: HIRED ADULT FEMALE**

Value	Label	Cases	Percentage
16		70	0.0%
165		1	0.0%
17		31	0.0%
18		50	0.0%
185		1	0.0%
19		26	0.0%
2		6534	1.0%
20		198	0.0%
200		1	0.0%
21		25	0.0%
22		16	0.0%
220		1	0.0%
23		11	0.0%
24		19	0.0%
25		64	0.0%
26		23	0.0%
27		7	0.0%
273		3	0.0%
28		3	0.0%
29		8	0.0%
3		4818	0.7%
30		33	0.0%
31		4	0.0%
32		5	0.0%
34		3	0.0%
35		28	0.0%
36		4	0.0%
37		7	0.0%
38		3	0.0%
39		3	0.0%
4		2450	0.4%
40		27	0.0%
400		3	0.0%
41		4	0.0%
42		6	0.0%
43		2	0.0%
44		1	0.0%
45		26	0.0%
46		9	0.0%
47		1	0.0%
48		1	0.0%
49		10	0.0%
5		1997	0.3%

## File : 31 Delhi

### # H\_ADULT\_F: HIRED ADULT FEMALE

Value	Label	Cases	Percentage
50		37	0.0%
51		7	0.0%
520		1	0.0%
53		3	0.0%
54		1	0.0%
56		1	0.0%
57		1	0.0%
58		2	0.0%
59		2	0.0%
6		895	0.1%
60		6	0.0%
63		2	0.0%
65		2	0.0%
66		3	0.0%
68		8	0.0%
7		588	0.1%
70		13	0.0%
71		1	0.0%
74		7	0.0%
75		1	0.0%
8		543	0.1%
80		13	0.0%
85		2	0.0%
86		6	0.0%
9		332	0.0%
91		6	0.0%
95		1	0.0%

Warning: these figures indicate the number of cases found in the data file. They cannot be interpreted as summary statistics of the population of interest.

### # H\_CHILD\_M: HIRED CHIELD MALE

<b>Information</b>	[Type= discrete] [Format=character] [Missing=*]
<b>Statistics [NW/ W]</b>	[Valid=685852 /-] [Invalid=0 /-]

Value	Label	Cases	Percentage
0		646571	94.3%
00000		8224	1.2%
1		16836	2.5%
10		81	0.0%
12		17	0.0%
14		1	0.0%
15		15	0.0%
16		9	0.0%
17		6	0.0%
2		10303	1.5%
20		19	0.0%

## File : 31 Delhi

### # H\_CHILD\_M: HIRED CHIELD MALE

Value	Label	Cases	Percentage
25		1	0.0%
3		2076	0.3%
4		1283	0.2%
40		6	0.0%
5		198	0.0%
6		107	0.0%
7		38	0.0%
8		38	0.0%
9		23	0.0%

Warning: these figures indicate the number of cases found in the data file. They cannot be interpreted as summary statistics of the population of interest.

### # H\_CHILD\_F: HIRED CHIELD FEMALE

<b>Information</b>	[Type= discrete] [Format=character] [Missing=*]
<b>Statistics [NW/ W]</b>	[Valid=685852 /-] [Invalid=0 /-]

Value	Label	Cases	Percentage
0		677241	98.7%
00000		8224	1.2%
1		201	0.0%
10		12	0.0%
15		1	0.0%
2		117	0.0%
3		21	0.0%
4		8	0.0%
5		12	0.0%
6		8	0.0%
7		7	0.0%

Warning: these figures indicate the number of cases found in the data file. They cannot be interpreted as summary statistics of the population of interest.

### # T\_HIRED: TOTAL OF HIRED

<b>Information</b>	[Type= discrete] [Format=character] [Missing=*]
<b>Statistics [NW/ W]</b>	[Valid=685852 /-] [Invalid=0 /-]

Value	Label	Cases	Percentage
0		329190	48.0%
00001		454	0.1%
00002		353	0.1%
00003		325	0.0%
00004		313	0.0%
00005		221	0.0%
00006		966	0.1%
00007		164	0.0%
00008		292	0.0%
00009		122	0.0%
00010		1039	0.2%
00011		87	0.0%

**File : 31 Delhi**

**# T\_HIRED: TOTAL OF HIRED**

Value	Label	Cases	Percentage
00012		187	0.0%
00013		75	0.0%
00014		101	0.0%
00015		153	0.0%
00016		92	0.0%
00017		71	0.0%
00018		84	0.0%
00019		60	0.0%
00020		172	0.0%
00021		47	0.0%
00022		79	0.0%
00023		55	0.0%
00024		44	0.0%
00025		105	0.0%
00026		36	0.0%
00027		38	0.0%
00028		50	0.0%
00029		20	0.0%
00030		91	0.0%
00031		12	0.0%
00032		33	0.0%
00033		21	0.0%
00034		21	0.0%
00035		71	0.0%
00036		27	0.0%
00037		20	0.0%
00038		27	0.0%
00039		27	0.0%
00040		66	0.0%
00041		11	0.0%
00042		27	0.0%
00043		13	0.0%
00044		10	0.0%
00045		49	0.0%
00046		14	0.0%
00047		12	0.0%
00048		18	0.0%
00049		13	0.0%
00050		72	0.0%
00051		20	0.0%
00052		14	0.0%
00053		13	0.0%
00054		13	0.0%

**File : 31 Delhi**

**# T\_HIRED: TOTAL OF HIRED**

Value	Label	Cases	Percentage
00055		33	0.0%
00056		16	0.0%
00057		10	0.0%
00058		10	0.0%
00059		7	0.0%
00060		52	0.0%
00061		11	0.0%
00062		7	0.0%
00063		4	0.0%
00064		7	0.0%
00065		28	0.0%
00066		7	0.0%
00067		15	0.0%
00068		7	0.0%
00069		5	0.0%
00070		44	0.0%
00071		12	0.0%
00072		4	0.0%
00073		4	0.0%
00074		4	0.0%
00075		38	0.0%
00076		3	0.0%
00077		7	0.0%
00078		8	0.0%
00079		2	0.0%
00080		47	0.0%
00081		4	0.0%
00082		4	0.0%
00083		7	0.0%
00084		3	0.0%
00085		30	0.0%
00086		2	0.0%
00087		5	0.0%
00088		3	0.0%
00089		3	0.0%
00090		97	0.0%
00091		3	0.0%
00093		2	0.0%
00094		4	0.0%
00095		9	0.0%
00096		9	0.0%
00097		2	0.0%
00098		2	0.0%



**File : 31 Delhi**

**# T\_HIRED: TOTAL OF HIRED**

Value	Label	Cases	Percentage
00099		1	0.0%
00100		21	0.0%
00101		3	0.0%
00102		7	0.0%
00103		1	0.0%
00104		2	0.0%
00105		8	0.0%
00106		4	0.0%
00107		1	0.0%
00108		1	0.0%
00109		1	0.0%
00110		12	0.0%
00111		1	0.0%
00112		2	0.0%
00113		2	0.0%
00115		8	0.0%
00117		4	0.0%
00118		1	0.0%
00119		1	0.0%
00120		15	0.0%
00123		2	0.0%
00124		1	0.0%
00125		8	0.0%
00126		2	0.0%
00127		2	0.0%
00128		1	0.0%
00129		1	0.0%
00130		8	0.0%
00131		2	0.0%
00132		1	0.0%
00135		6	0.0%
00136		2	0.0%
00138		2	0.0%
00140		11	0.0%
00141		1	0.0%
00144		1	0.0%
00145		6	0.0%
00148		2	0.0%
00150		95	0.0%
00151		2	0.0%
00152		1	0.0%
00153		3	0.0%
00155		4	0.0%

**File : 31 Delhi****# T\_HIRED: TOTAL OF HIRED**

<b>Value</b>	<b>Label</b>	<b>Cases</b>	<b>Percentage</b>
00158		2	0.0%
00159		1	0.0%
00160		72	0.0%
00161		1	0.0%
00163		1	0.0%
00164		1	0.0%
00165		3	0.0%
00166		1	0.0%
00167		4	0.0%
00168		2	0.0%
00169		1	0.0%
00170		7	0.0%
00172		3	0.0%
00174		5	0.0%
00175		5	0.0%
00177		3	0.0%
00178		1	0.0%
00180		11	0.0%
00181		1	0.0%
00183		1	0.0%
00185		6	0.0%
00187		2	0.0%
00188		1	0.0%
00189		1	0.0%
00190		2	0.0%
00191		1	0.0%
00192		1	0.0%
00193		1	0.0%
00195		1	0.0%
00200		31	0.0%
00201		1	0.0%
00207		2	0.0%
00208		1	0.0%
00215		2	0.0%
00219		2	0.0%
00220		6	0.0%
00225		4	0.0%
00226		1	0.0%
00228		5	0.0%
00229		2	0.0%
00230		3	0.0%
00234		2	0.0%
00237		1	0.0%

# File : 31 Delhi

## # T\_HIRED: TOTAL OF HIRED

Value	Label	Cases	Percentage
00240		8	0.0%
00250		20	0.0%
00253		1	0.0%
00254		1	0.0%
00257		2	0.0%
00259		1	0.0%
00260		5	0.0%
00270		1	0.0%
00275		29	0.0%
00276		1	0.0%
00277		1	0.0%
00279		2	0.0%
00280		3	0.0%
00283		1	0.0%
00285		28	0.0%
00290		3	0.0%
00295		31	0.0%
00296		1	0.0%
00297		1	0.0%
00298		1	0.0%
00300		118	0.0%
00305		85	0.0%
00308		2	0.0%
00310		88	0.0%
00317		1	0.0%
00318		2	0.0%
00320		28	0.0%
00321		1	0.0%
00323		9	0.0%
00325		29	0.0%
00326		9	0.0%
00331		1	0.0%
00338		1	0.0%
00340		2	0.0%
00349		1	0.0%
00350		5	0.0%
00356		1	0.0%
00361		1	0.0%
00370		2	0.0%
00375		1	0.0%
00377		1	0.0%
00380		1	0.0%
00400		2	0.0%

**File : 31 Delhi**

**# T\_HIRED: TOTAL OF HIRED**

Value	Label	Cases	Percentage
00404		1	0.0%
00410		1	0.0%
00415		1	0.0%
00426		1	0.0%
00430		2	0.0%
00432		1	0.0%
00440		16	0.0%
00450		1	0.0%
00455		1	0.0%
00460		1	0.0%
00461		1	0.0%
00471		1	0.0%
00474		1	0.0%
00490		1	0.0%
00500		15	0.0%
00515		2	0.0%
00531		1	0.0%
00534		1	0.0%
00550		1	0.0%
00553		1	0.0%
00554		1	0.0%
00575		1	0.0%
00586		1	0.0%
00600		4	0.0%
00605		1	0.0%
00700		1	0.0%
00708		1	0.0%
00720		1	0.0%
00725		1	0.0%
00750		3	0.0%
00766		1	0.0%
00780		1	0.0%
00789		3	0.0%
00800		1	0.0%
00825		1	0.0%
00839		3	0.0%
00885		1	0.0%
00892		1	0.0%
00897		1	0.0%
00933		1	0.0%
00935		1	0.0%
00978		6	0.0%
00990		1	0.0%

**File : 31 Delhi**

**# T\_HIRED: TOTAL OF HIRED**

Value	Label	Cases	Percentage
01000		2	0.0%
01030		1	0.0%
01040		1	0.0%
01045		1	0.0%
01100		1	0.0%
01150		1	0.0%
01170		1	0.0%
01200		2	0.0%
01235		1	0.0%
01238		1	0.0%
01255		1	0.0%
01294		3	0.0%
01450		1	0.0%
01480		1	0.0%
01500		1	0.0%
01630		1	0.0%
01639		1	0.0%
01800		1	0.0%
02200		1	0.0%
02500		1	0.0%
02967		1	0.0%
03000		1	0.0%
03200		1	0.0%
03488		1	0.0%
03500		1	0.0%
03650		3	0.0%
1		106503	15.5%
10		4663	0.7%
100		79	0.0%
101		8	0.0%
102		12	0.0%
104		22	0.0%
105		28	0.0%
106		19	0.0%
107		27	0.0%
108		19	0.0%
109		18	0.0%
11		3015	0.4%
110		13	0.0%
111		10	0.0%
112		30	0.0%
113		40	0.0%
11343		6	0.0%

**File : 31 Delhi**

**# T\_HIRED: TOTAL OF HIRED**

Value	Label	Cases	Percentage
114		28	0.0%
115		4	0.0%
116		6	0.0%
117		6	0.0%
1175		1	0.0%
118		18	0.0%
119		16	0.0%
12		2410	0.4%
120		18	0.0%
122		4	0.0%
123		6	0.0%
125		21	0.0%
126		3	0.0%
127		30	0.0%
128		8	0.0%
129		6	0.0%
13		2010	0.3%
130		18	0.0%
131		5	0.0%
133		15	0.0%
134		9	0.0%
135		5	0.0%
136		15	0.0%
137		12	0.0%
138		21	0.0%
139		24	0.0%
14		2188	0.3%
140		16	0.0%
1400		7	0.0%
1405		6	0.0%
141		3	0.0%
142		15	0.0%
144		13	0.0%
145		23	0.0%
146		19	0.0%
147		12	0.0%
148		20	0.0%
149		12	0.0%
15		1917	0.3%
150		39	0.0%
151		8	0.0%
152		6	0.0%
153		2	0.0%

# File : 31 Delhi

## # T\_HIRED: TOTAL OF HIRED

Value	Label	Cases	Percentage
154		2	0.0%
155		10	0.0%
156		6	0.0%
157		6	0.0%
158		12	0.0%
159		3	0.0%
16		1039	0.2%
160		27	0.0%
161		1	0.0%
162		4	0.0%
163		3	0.0%
164		9	0.0%
165		18	0.0%
166		6	0.0%
167		6	0.0%
169		9	0.0%
17		877	0.1%
170		1	0.0%
173		6	0.0%
174		9	0.0%
175		10	0.0%
177		7	0.0%
179		7	0.0%
18		1041	0.2%
180		19	0.0%
181		9	0.0%
1811		6	0.0%
182		12	0.0%
183		9	0.0%
184		7	0.0%
185		7	0.0%
188		3	0.0%
189		15	0.0%
19		1280	0.2%
190		12	0.0%
194		6	0.0%
195		12	0.0%
196		7	0.0%
198		3	0.0%
199		6	0.0%
2		81229	11.8%
20		1758	0.3%
200		27	0.0%

**File : 31 Delhi**

**# T\_HIRED: TOTAL OF HIRED**

Value	Label	Cases	Percentage
202		9	0.0%
203		6	0.0%
204		1	0.0%
207		3	0.0%
208		6	0.0%
209		4	0.0%
21		435	0.1%
212		6	0.0%
215		12	0.0%
217		6	0.0%
218		3	0.0%
22		521	0.1%
220		1	0.0%
224		2	0.0%
225		25	0.0%
228		6	0.0%
23		496	0.1%
230		1	0.0%
231		7	0.0%
232		3	0.0%
233		1	0.0%
234		12	0.0%
235		6	0.0%
236		3	0.0%
237		12	0.0%
239		1	0.0%
24		616	0.1%
240		7	0.0%
241		7	0.0%
242		6	0.0%
244		13	0.0%
245		19	0.0%
246		7	0.0%
248		4	0.0%
249		13	0.0%
25		652	0.1%
250		19	0.0%
252		6	0.0%
255		6	0.0%
257		1	0.0%
259		10	0.0%
26		434	0.1%
260		1	0.0%



# File : 31 Delhi

## # T\_HIRED: TOTAL OF HIRED

Value	Label	Cases	Percentage
264		24	0.0%
27		361	0.1%
272		6	0.0%
273		18	0.0%
274		1	0.0%
277		6	0.0%
279		6	0.0%
28		279	0.0%
280		1	0.0%
284		6	0.0%
285		6	0.0%
289		6	0.0%
29		376	0.1%
298		19	0.0%
299		3	0.0%
2995		1	0.0%
3		41192	6.0%
30		443	0.1%
300		6	0.0%
301		27	0.0%
302		3	0.0%
306		12	0.0%
307		6	0.0%
308		18	0.0%
31		171	0.0%
310		1	0.0%
315		3	0.0%
32		156	0.0%
327		6	0.0%
33		185	0.0%
34		260	0.0%
345		1	0.0%
348		3	0.0%
35		280	0.0%
350		1	0.0%
355		6	0.0%
36		172	0.0%
360		1	0.0%
363		2	0.0%
365		6	0.0%
37		131	0.0%
375		3	0.0%
376		12	0.0%

# File : 31 Delhi

## # T\_HIRED: TOTAL OF HIRED

Value	Label	Cases	Percentage
38		142	0.0%
383		6	0.0%
39		247	0.0%
399		1	0.0%
4		27437	4.0%
40		244	0.0%
400		2	0.0%
41		72	0.0%
4100		1	0.0%
42		104	0.0%
43		79	0.0%
44		113	0.0%
445		3	0.0%
448		12	0.0%
45		190	0.0%
46		115	0.0%
461		1	0.0%
462		3	0.0%
463		11	0.0%
467		1	0.0%
47		97	0.0%
477		1	0.0%
48		162	0.0%
49		264	0.0%
5		21295	3.1%
50		424	0.1%
500		4	0.0%
51		61	0.0%
511		3	0.0%
512		6	0.0%
52		71	0.0%
53		86	0.0%
54		80	0.0%
5463		3	0.0%
55		77	0.0%
550		3	0.0%
556		6	0.0%
56		67	0.0%
560		1	0.0%
57		74	0.0%
576		24	0.0%
58		44	0.0%
580		6	0.0%

# File : 31 Delhi

## # T\_HIRED: TOTAL OF HIRED

Value	Label	Cases	Percentage
59		65	0.0%
6		12645	1.8%
60		89	0.0%
600		3	0.0%
606		6	0.0%
61		64	0.0%
62		49	0.0%
63		59	0.0%
64		52	0.0%
65		93	0.0%
66		28	0.0%
67		66	0.0%
68		71	0.0%
689		6	0.0%
69		90	0.0%
690		6	0.0%
7		9097	1.3%
70		83	0.0%
71		26	0.0%
72		34	0.0%
73		45	0.0%
74		51	0.0%
75		101	0.0%
76		36	0.0%
77		35	0.0%
78		23	0.0%
79		45	0.0%
8		7232	1.1%
80		107	0.0%
81		14	0.0%
82		43	0.0%
83		20	0.0%
84		23	0.0%
843		1	0.0%
85		47	0.0%
86		28	0.0%
87		9	0.0%
88		22	0.0%
89		68	0.0%
893		1	0.0%
895		6	0.0%
9		7162	1.0%
90		76	0.0%

## File : 31 Delhi

### # T\_HIRED: TOTAL OF HIRED

Value	Label	Cases	Percentage
900		3	0.0%
91		45	0.0%
915		6	0.0%
916		6	0.0%
92		7	0.0%
93		10	0.0%
935		6	0.0%
94		25	0.0%
944		6	0.0%
95		50	0.0%
96		18	0.0%
97		18	0.0%
98		28	0.0%
99		28	0.0%

Warning: these figures indicate the number of cases found in the data file. They cannot be interpreted as summary statistics of the population of interest.

### # REMAKS: REMARKS

<b>Information</b>	[Type= discrete] [Format=character] [Missing=*]
<b>Statistics [NW/ W]</b>	[Valid=685852 /-] [Invalid=0 /-]

Value	Label	Cases	Percentage
001		685852	100.0%

Warning: these figures indicate the number of cases found in the data file. They cannot be interpreted as summary statistics of the population of interest.

### # TYPE\_ENTERP: TYPE OF ENTERPRISE

<b>Information</b>	[Type= discrete] [Format=character] [Missing=*]
<b>Statistics [NW/ W]</b>	[Valid=685852 /-] [Invalid=0 /-]

Value	Label	Cases	Percentage
1		329190	48.0%
2		247981	36.2%
3		108681	15.8%

Warning: these figures indicate the number of cases found in the data file. They cannot be interpreted as summary statistics of the population of interest.

### # MAJOR\_ACT: MAJOR ACTIVITY CODE

<b>Information</b>	[Type= discrete] [Format=character] [Missing=*]
<b>Statistics [NW/ W]</b>	[Valid=685852 /-] [Invalid=0 /-]

Value	Label	Cases	Percentage
01		7043	1.0%
02		90	0.0%
05		129363	18.9%
06		1036	0.2%
07		8277	1.2%
08		36958	5.4%
09		231133	33.7%
10		30247	4.4%

## File : 31 Delhi

### # MAJOR\_ACT: MAJOR ACTIVITY CODE

Value	Label	Cases	Percentage
11		47360	6.9%
12		6526	1.0%
13		11091	1.6%
14		29153	4.3%
15		147574	21.5%
16		1	0.0%

Warning: these figures indicate the number of cases found in the data file. They cannot be interpreted as summary statistics of the population of interest.

### # SIZE\_EMP1: SIZE OF EMPLOYMENT CODE-

<b>Information</b>	[Type= discrete] [Format=character] [Missing=*]
<b>Statistics [NW/ W]</b>	[Valid=685852 /-] [Invalid=0 /-]

Value	Label	Cases	Percentage
1	Employee size 0 to 1	247955	36.2%
2	Employee size 2	154192	22.5%
3	Employee size 3	90585	13.2%
4	Employee size 4	50467	7.4%
5	Employee size 5	31076	4.5%
6	Employee size 6 to 9	60472	8.8%
7	Employee size >9	51105	7.5%

Warning: these figures indicate the number of cases found in the data file. They cannot be interpreted as summary statistics of the population of interest.

### # SIZE\_EMP2: SIZE OF EMPLOYMENT CODE-

<b>Information</b>	[Type= discrete] [Format=character] [Missing=*]
<b>Statistics [NW/ W]</b>	[Valid=685852 /-] [Invalid=0 /-]

Value	Label	Cases	Percentage
01	Employee size 0 to 1	247955	36.2%
02	Employee size 2	154192	22.5%
03	Employee size 3	90585	13.2%
04	Employee size 4	50467	7.4%
05	Employee size 5	31076	4.5%
07	Employee size 6 to 9	60472	8.8%
08	Employee size 10 to 14	22483	3.3%
09	Employee size 15 to 19	8735	1.3%
10	Employee size 20 to 24	5385	0.8%
11	Employee size 25 to 49	7440	1.1%
12	Employee size 50 to 99	4035	0.6%
13	Employee size 100 to 199	1578	0.2%
14	Employee size 200 to 499	1214	0.2%
15	Employee size >=500	235	0.0%

Warning: these figures indicate the number of cases found in the data file. They cannot be interpreted as summary statistics of the population of interest.

### # FITTER: FILLER

<b>Information</b>	[Type= discrete] [Format=character] [Missing=*]
<b>Statistics [NW/ W]</b>	[Valid=685852 /-] [Invalid=0 /-]

**File : 31 Delhi**

# FITTER: FILLER

Value	Label	Cases	Percentage
0		685852	100.0%

*Warning: these figures indicate the number of cases found in the data file. They cannot be interpreted as summary statistics of the population of interest.*

## File : 32 Lashadweep

### # FILE\_ID: FILE-ID

**Information** [Type= discrete] [Format=character] [Missing=\*]

**Statistics [NW/ W]** [Valid=4542 /-] [Invalid=0 /-]

Value	Label	Cases	Percentage
EC98AD		4542	100.0%

*Warning: these figures indicate the number of cases found in the data file. They cannot be interpreted as summary statistics of the population of interest.*

### # ID\_NO: IDENTIFICATION NO (ID NO)

**Information** [Type= discrete] [Format=character] [Missing=\*]

**Statistics [NW/ W]** [Valid=4542 /-] [Invalid=0 /-]

Value	Label	Cases	Percentage
320100101001		522	11.5%
320100101002		350	7.7%
320100101003		434	9.6%
320100101004		208	4.6%
320100101005		175	3.9%
320100101006		30	0.7%
320101900101		186	4.1%
320101900102		143	3.1%
320101900103		42	0.9%
320101900104		18	0.4%
320101900105		43	0.9%
320101900106		43	0.9%
320101900107		51	1.1%
320101900108		79	1.7%
320101900109		77	1.7%
320101900110		120	2.6%
320102800101		24	0.5%
320102800102		87	1.9%
320102800103		142	3.1%
320102800104		46	1.0%
320102800105		61	1.3%
320102800106		77	1.7%
320102800107		120	2.6%
320102800108		81	1.8%
320102800109		87	1.9%
320102800110		33	0.7%
320103800101		86	1.9%
320103800102		90	2.0%
320103800103		95	2.1%
320103800104		33	0.7%
320103800105		80	1.8%
320103800106		50	1.1%
320103800107		62	1.4%
320103800108		52	1.1%

## File : 32 Lashadweep

### # ID\_NO: IDENTIFICATION NO (ID NO)

Value	Label	Cases	Percentage
320103800109		76	1.7%
320103800110		45	1.0%
320103800111		61	1.3%
320103800112		82	1.8%
320104800101		18	0.4%
320104800102		33	0.7%
320104800103		45	1.0%
320104800104		52	1.1%
320104800105		29	0.6%
320104800106		42	0.9%
320104800107		4	0.1%
320104800108		14	0.3%
320104800109		24	0.5%
320104800110		33	0.7%
320104800111		43	0.9%
320104800112		35	0.8%
320104800113		40	0.9%
320104800114		39	0.9%

Warning: these figures indicate the number of cases found in the data file. They cannot be interpreted as summary statistics of the population of interest.

### # ST: STATE CODE

<b>Information</b>	[Type= discrete] [Format=character] [Missing=*]		
<b>Statistics [NW/ W]</b>	[Valid=4542 /-] [Invalid=0 /-]		
Value	Label	Cases	Percentage
32	Lashadweep	4542	100.0%

Warning: these figures indicate the number of cases found in the data file. They cannot be interpreted as summary statistics of the population of interest.

### # DT: DISTRICT CODE

<b>Information</b>	[Type= discrete] [Format=character] [Missing=*]		
<b>Statistics [NW/ W]</b>	[Valid=4542 /-] [Invalid=0 /-]		
Value	Label	Cases	Percentage
01	LAKSHADWEEP	4542	100.0%

Warning: these figures indicate the number of cases found in the data file. They cannot be interpreted as summary statistics of the population of interest.

### # TEH: TEHSIL CODE

<b>Information</b>	[Type= discrete] [Format=character] [Missing=*]		
<b>Statistics [NW/ W]</b>	[Valid=4542 /-] [Invalid=0 /-]		
Value	Label	Cases	Percentage
000		2746	60.5%
001		1796	39.5%

Warning: these figures indicate the number of cases found in the data file. They cannot be interpreted as summary statistics of the population of interest.

### # CD\_BLOCK: CD BLOCK

<b>Information</b>	[Type= discrete] [Format=character] [Missing=*]
<b>Statistics [NW/ W]</b>	[Valid=4542 /-] [Invalid=0 /-]



## File : 32 Lashadweep

### # CD\_BLOCK: CD BLOCK

Value	Label	Cases	Percentage
00		2362	52.0%
01		1719	37.8%
02		461	10.1%

Warning: these figures indicate the number of cases found in the data file. They cannot be interpreted as summary statistics of the population of interest.

### # SECTOR: SECTOR CODE

<b>Information</b>	[Type= discrete] [Format=character] [Missing=*]
<b>Statistics [NW/ W]</b>	[Valid=4542 /-] [Invalid=0 /-]

Value	Label	Cases	Percentage
1	Rural	1719	37.8%
2	Urban	2823	62.2%

Warning: these figures indicate the number of cases found in the data file. They cannot be interpreted as summary statistics of the population of interest.

### # V\_C: VILLAGE CODE

<b>Information</b>	[Type= discrete] [Format=character] [Missing=*]
<b>Statistics [NW/ W]</b>	[Valid=4542 /-] [Invalid=0 /-]

Value	Label	Cases	Percentage
001		522	11.5%
002		350	7.7%
003		434	9.6%
004		208	4.6%
005		175	3.9%
006		30	0.7%
019		802	17.7%
028		758	16.7%
038		812	17.9%
048		451	9.9%

Warning: these figures indicate the number of cases found in the data file. They cannot be interpreted as summary statistics of the population of interest.

### # WARD: WARD CODE

<b>Information</b>	[Type= discrete] [Format=character] [Missing=*]
<b>Statistics [NW/ W]</b>	[Valid=4542 /-] [Invalid=0 /-]

Value	Label	Cases	Percentage
000		4542	100.0%

Warning: these figures indicate the number of cases found in the data file. They cannot be interpreted as summary statistics of the population of interest.

### # IV\_UNIT: IV UNIT

<b>Information</b>	[Type= discrete] [Format=character] [Missing=*]
<b>Statistics [NW/ W]</b>	[Valid=4542 /-] [Invalid=0 /-]

Value	Label	Cases	Percentage
000		1719	37.8%
001		2823	62.2%

Warning: these figures indicate the number of cases found in the data file. They cannot be interpreted as summary statistics of the population of interest.

## File : 32 Lashadweep

### # UFS\_BLOCK: UFS BLOCK

**Information** [Type= discrete] [Format=character] [Missing=\*]

**Statistics [NW/ W]** [Valid=4542 /-] [Invalid=0 /-]

Value	Label	Cases	Percentage
00		1719	37.8%
01		314	6.9%
02		353	7.8%
03		324	7.1%
04		149	3.3%
05		213	4.7%
06		212	4.7%
07		237	5.2%
08		226	5.0%
09		264	5.8%
10		231	5.1%
11		104	2.3%
12		117	2.6%
13		40	0.9%
14		39	0.9%

*Warning: these figures indicate the number of cases found in the data file. They cannot be interpreted as summary statistics of the population of interest.*

### # P\_NO: PAGE NO

**Information** [Type= discrete] [Format=character] [Missing=\*]

**Statistics [NW/ W]** [Valid=4542 /-] [Invalid=0 /-]

Value	Label	Cases	Percentage
001		559	12.3%
002		354	7.8%
003		337	7.4%
004		305	6.7%
005		290	6.4%
006		264	5.8%
007		212	4.7%
008		169	3.7%
009		163	3.6%
010		144	3.2%
011		141	3.1%
012		114	2.5%
013		86	1.9%
014		67	1.5%
015		62	1.4%
016		62	1.4%
017		63	1.4%
018		52	1.1%
019		49	1.1%
020		48	1.1%

# File : 32 Lashadweep

# P\_NO: PAGE NO

Value	Label	Cases	Percentage
021		40	0.9%
022		29	0.6%
023		30	0.7%
024		34	0.7%
025		32	0.7%
026		35	0.8%
027		35	0.8%
028		22	0.5%
029		21	0.5%
030		21	0.5%
031		17	0.4%
032		21	0.5%
033		21	0.5%
034		21	0.5%
035		21	0.5%
036		21	0.5%
037		21	0.5%
038		18	0.4%
039		21	0.5%
040		17	0.4%
041		21	0.5%
042		21	0.5%
043		21	0.5%
044		17	0.4%
045		17	0.4%
046		20	0.4%
047		21	0.5%
048		21	0.5%
049		21	0.5%
050		16	0.4%
051		16	0.4%
052		16	0.4%
053		21	0.5%
054		18	0.4%
055		14	0.3%
056		8	0.2%
057		14	0.3%
058		14	0.3%
059		14	0.3%
060		14	0.3%
061		14	0.3%
062		14	0.3%
063		14	0.3%

## File : 32 Lashadweep

# P\_NO: PAGE NO

Value	Label	Cases	Percentage
064		14	0.3%
065		12	0.3%
066		7	0.2%
067		7	0.2%
068		7	0.2%
069		7	0.2%
070		7	0.2%
071		7	0.2%
072		7	0.2%
073		7	0.2%
074		7	0.2%
075		5	0.1%
076		7	0.2%
077		7	0.2%
078		7	0.2%
079		1	0.0%

Warning: these figures indicate the number of cases found in the data file. They cannot be interpreted as summary statistics of the population of interest.

# LINE\_NO: LINE NUMBER

<b>Information</b>	[Type= discrete] [Format=character] [Missing=*]
<b>Statistics [NW/ W]</b>	[Valid=4542 /-] [Invalid=0 /-]

Value	Label	Cases	Percentage
00001		47	1.0%
00002		34	0.7%
00003		32	0.7%
00004		34	0.7%
00005		38	0.8%
00006		35	0.8%
00007		26	0.6%
00008		36	0.8%
00009		31	0.7%
00010		19	0.4%
00011		37	0.8%
00012		30	0.7%
00013		34	0.7%
00014		29	0.6%
00015		25	0.6%
00016		35	0.8%
00017		24	0.5%
00018		23	0.5%
00019		31	0.7%
00020		26	0.6%
00021		26	0.6%
00022		34	0.7%

**File : 32 Lashadweep**

# LINE\_NO: LINE NUMBER

Value	Label	Cases	Percentage
00023		23	0.5%
00024		22	0.5%
00025		24	0.5%
00026		28	0.6%
00027		27	0.6%
00028		18	0.4%
00029		25	0.6%
00030		28	0.6%
00031		34	0.7%
00032		28	0.6%
00033		24	0.5%
00034		23	0.5%
00035		34	0.7%
00036		27	0.6%
00037		34	0.7%
00038		29	0.6%
00039		29	0.6%
00040		29	0.6%
00041		25	0.6%
00042		35	0.8%
00043		29	0.6%
00044		31	0.7%
00045		31	0.7%
00046		29	0.6%
00047		24	0.5%
00048		34	0.7%
00049		32	0.7%
00050		22	0.5%
00051		26	0.6%
00052		28	0.6%
00053		31	0.7%
00054		26	0.6%
00055		26	0.6%
00056		27	0.6%
00057		25	0.6%
00058		26	0.6%
00059		31	0.7%
00060		25	0.6%
00061		25	0.6%
00062		26	0.6%
00063		25	0.6%
00064		30	0.7%
00065		25	0.6%

**File : 32 Lashadweep**

# LINE\_NO: LINE NUMBER

Value	Label	Cases	Percentage
00066		22	0.5%
00067		26	0.6%
00068		24	0.5%
00069		23	0.5%
00070		28	0.6%
00071		23	0.5%
00072		30	0.7%
00073		26	0.6%
00074		24	0.5%
00075		23	0.5%
00076		24	0.5%
00077		19	0.4%
00078		28	0.6%
00079		29	0.6%
00080		30	0.7%
00081		25	0.6%
00082		34	0.7%
00083		27	0.6%
00084		26	0.6%
00085		27	0.6%
00086		20	0.4%
00087		31	0.7%
00088		20	0.4%
00089		24	0.5%
00090		25	0.6%
00091		30	0.7%
00092		27	0.6%
00093		29	0.6%
00094		25	0.6%
00095		27	0.6%
00096		18	0.4%
00097		21	0.5%
00098		22	0.5%
00099		22	0.5%
00100		26	0.6%
00101		21	0.5%
00102		17	0.4%
00103		25	0.6%
00104		22	0.5%
00105		20	0.4%
00106		28	0.6%
00107		25	0.6%
00108		19	0.4%

**File : 32 Lashadweep**

# LINE\_NO: LINE NUMBER

Value	Label	Cases	Percentage
00109		18	0.4%
00110		23	0.5%
00111		23	0.5%
00112		28	0.6%
00113		18	0.4%
00114		19	0.4%
00115		33	0.7%
00116		16	0.4%
00117		22	0.5%
00118		23	0.5%
00119		19	0.4%
00120		15	0.3%
00121		22	0.5%
00122		25	0.6%
00123		19	0.4%
00124		22	0.5%
00125		18	0.4%
00126		14	0.3%
00127		15	0.3%
00128		21	0.5%
00129		17	0.4%
00130		21	0.5%
00131		19	0.4%
00132		26	0.6%
00133		20	0.4%
00134		18	0.4%
00135		12	0.3%
00136		15	0.3%
00137		21	0.5%
00138		15	0.3%
00139		16	0.4%
00140		15	0.3%
00141		18	0.4%
00142		21	0.5%
00143		16	0.4%
00144		16	0.4%
00145		20	0.4%
00146		16	0.4%
00147		16	0.4%
00148		17	0.4%
00149		18	0.4%
00150		17	0.4%
00151		13	0.3%

**File : 32 Lashadweep**

# LINE\_NO: LINE NUMBER

Value	Label	Cases	Percentage
00152		15	0.3%
00153		13	0.3%
00154		15	0.3%
00155		15	0.3%
00156		10	0.2%
00157		15	0.3%
00158		12	0.3%
00159		15	0.3%
00160		12	0.3%
00161		13	0.3%
00162		12	0.3%
00163		11	0.2%
00164		12	0.3%
00165		12	0.3%
00166		12	0.3%
00167		10	0.2%
00168		14	0.3%
00169		16	0.4%
00170		14	0.3%
00171		12	0.3%
00172		14	0.3%
00173		15	0.3%
00174		12	0.3%
00175		7	0.2%
00176		10	0.2%
00177		10	0.2%
00178		7	0.2%
00179		8	0.2%
00180		9	0.2%
00181		11	0.2%
00182		12	0.3%
00183		8	0.2%
00184		10	0.2%
00185		6	0.1%
00186		10	0.2%
00187		11	0.2%
00188		8	0.2%
00189		9	0.2%
00190		12	0.3%
00191		7	0.2%
00192		7	0.2%
00193		6	0.1%
00194		7	0.2%



# File : 32 Lashadweep

# LINE\_NO: LINE NUMBER

Value	Label	Cases	Percentage
00195		9	0.2%
00196		7	0.2%
00197		7	0.2%
00198		10	0.2%
00199		8	0.2%
00200		8	0.2%
00201		9	0.2%
00202		5	0.1%
00203		5	0.1%
00204		6	0.1%
00205		5	0.1%
00206		5	0.1%
00207		3	0.1%
00208		5	0.1%
00209		3	0.1%
00210		3	0.1%
00211		5	0.1%
00212		4	0.1%
00213		5	0.1%
00214		5	0.1%
00215		5	0.1%
00216		6	0.1%
00217		1	0.0%
00218		2	0.0%
00219		2	0.0%
00220		2	0.0%
00221		1	0.0%
00223		2	0.0%
00224		1	0.0%
00225		1	0.0%
00226		4	0.1%
00227		3	0.1%
00228		3	0.1%
00229		4	0.1%
00230		5	0.1%
00231		2	0.0%
00232		6	0.1%
00233		2	0.0%
00234		3	0.1%
00235		4	0.1%
00236		5	0.1%
00237		2	0.0%
00238		4	0.1%

# File : 32 Lashadweep

# LINE\_NO: LINE NUMBER

Value	Label	Cases	Percentage
00239		4	0.1%
00240		4	0.1%
00241		5	0.1%
00242		2	0.0%
00243		3	0.1%
00244		4	0.1%
00245		4	0.1%
00246		3	0.1%
00247		5	0.1%
00248		1	0.0%
00249		2	0.0%
00250		2	0.0%
00251		2	0.0%
00252		2	0.0%
00253		2	0.0%
00254		2	0.0%
00255		1	0.0%
00256		2	0.0%
00257		1	0.0%
00258		1	0.0%
00259		1	0.0%
00260		1	0.0%
00261		1	0.0%
00262		1	0.0%
00263		3	0.1%
00264		3	0.1%
00266		1	0.0%
00270		1	0.0%
00271		2	0.0%
00272		1	0.0%
00273		1	0.0%
00274		2	0.0%
00275		2	0.0%
00276		1	0.0%
00277		1	0.0%
00278		2	0.0%
00279		1	0.0%
00280		1	0.0%
00281		1	0.0%
00282		2	0.0%
00283		2	0.0%
00288		1	0.0%
00290		1	0.0%

**File : 32 Lashadweep**

# LINE\_NO: LINE NUMBER

Value	Label	Cases	Percentage
00291		1	0.0%
00295		1	0.0%
00297		1	0.0%
00299		1	0.0%
00300		1	0.0%
00301		1	0.0%
00302		1	0.0%
00303		1	0.0%
00304		1	0.0%
00305		1	0.0%
00306		1	0.0%
00307		1	0.0%
00308		1	0.0%
00309		1	0.0%
00310		1	0.0%
00311		1	0.0%
00312		1	0.0%
00313		1	0.0%
00314		1	0.0%
00315		1	0.0%
00316		1	0.0%
00317		1	0.0%
00318		1	0.0%
00319		1	0.0%
00320		1	0.0%
00321		1	0.0%
00322		1	0.0%
00323		1	0.0%
00324		1	0.0%
00325		1	0.0%
00326		1	0.0%
00327		1	0.0%
00328		1	0.0%
00329		1	0.0%
00330		1	0.0%
00331		1	0.0%
00332		1	0.0%
00333		1	0.0%
00334		1	0.0%
00335		1	0.0%
00336		1	0.0%
00337		1	0.0%
00338		1	0.0%

## File : 32 Lashadweep

### # LINE\_NO: LINE NUMBER

Value	Label	Cases	Percentage
00339		1	0.0%
00340		1	0.0%
00341		1	0.0%
00342		1	0.0%
00343		1	0.0%
10099		1	0.0%
43022		1	0.0%

Warning: these figures indicate the number of cases found in the data file. They cannot be interpreted as summary statistics of the population of interest.

### # PREM\_S: PREMISES STATUS

<b>Information</b>	[Type= discrete] [Format=character] [Missing=*]		
<b>Statistics [NW/ W]</b>	[Valid=4542 /-] [Invalid=0 /-]		
Value	Label	Cases	Percentage
1	Without premises	2133	47.0%
2	With Premises	2409	53.0%

Warning: these figures indicate the number of cases found in the data file. They cannot be interpreted as summary statistics of the population of interest.

### # SRL\_NO: RUNNING SERIAL NUMBER

<b>Information</b>	[Type= discrete] [Format=character] [Missing=*]		
<b>Statistics [NW/ W]</b>	[Valid=4542 /-] [Invalid=0 /-]		
Value	Label	Cases	Percentage
00001		52	1.1%
00002		52	1.1%
00003		52	1.1%
00004		53	1.2%
00005		51	1.1%
00006		51	1.1%
00007		51	1.1%
00008		51	1.1%
00009		51	1.1%
00010		51	1.1%
00011		51	1.1%
00012		51	1.1%
00013		51	1.1%
00014		50	1.1%
00015		50	1.1%
00016		50	1.1%
00017		50	1.1%
00018		50	1.1%
00019		48	1.1%
00020		48	1.1%
00021		48	1.1%
00022		48	1.1%
00023		48	1.1%

# File : 32 Lashadweep

# SRL\_NO: RUNNING SERIAL NUMBER

Value	Label	Cases	Percentage
00024		48	1.1%
00025		46	1.0%
00026		46	1.0%
00027		46	1.0%
00028		46	1.0%
00029		46	1.0%
00030		45	1.0%
00031		44	1.0%
00032		44	1.0%
00033		44	1.0%
00034		40	0.9%
00035		40	0.9%
00036		39	0.9%
00037		39	0.9%
00038		39	0.9%
00039		39	0.9%
00040		38	0.8%
00041		37	0.8%
00042		37	0.8%
00043		35	0.8%
00044		32	0.7%
00045		32	0.7%
00046		30	0.7%
00047		29	0.6%
00048		29	0.6%
00049		29	0.6%
00050		29	0.6%
00051		29	0.6%
00052		27	0.6%
00053		25	0.6%
00054		25	0.6%
00055		25	0.6%
00056		25	0.6%
00057		24	0.5%
00058		25	0.6%
00059		25	0.6%
00060		25	0.6%
00061		25	0.6%
00062		23	0.5%
00063		22	0.5%
00064		22	0.5%
00065		22	0.5%
00066		22	0.5%

# File : 32 Lashadweep

# SRL\_NO: RUNNING SERIAL NUMBER

Value	Label	Cases	Percentage
00067		22	0.5%
00068		22	0.5%
00069		22	0.5%
00070		22	0.5%
00071		22	0.5%
00072		22	0.5%
00073		22	0.5%
00074		22	0.5%
00075		22	0.5%
00076		21	0.5%
00077		21	0.5%
00078		20	0.4%
00079		19	0.4%
00080		18	0.4%
00081		17	0.4%
00082		16	0.4%
00083		15	0.3%
00084		15	0.3%
00085		15	0.3%
00086		15	0.3%
00087		14	0.3%
00088		12	0.3%
00089		12	0.3%
00090		12	0.3%
00091		11	0.2%
00092		11	0.2%
00093		11	0.2%
00094		11	0.2%
00095		11	0.2%
00096		10	0.2%
00097		10	0.2%
00098		10	0.2%
00099		10	0.2%
00100		10	0.2%
00101		10	0.2%
00102		10	0.2%
00103		10	0.2%
00104		10	0.2%
00105		10	0.2%
00106		10	0.2%
00107		10	0.2%
00108		10	0.2%
00109		10	0.2%

# File : 32 Lashadweep

# SRL\_NO: RUNNING SERIAL NUMBER

Value	Label	Cases	Percentage
00110		10	0.2%
00111		10	0.2%
00112		10	0.2%
00113		10	0.2%
00114		10	0.2%
00115		10	0.2%
00116		10	0.2%
00117		10	0.2%
00118		10	0.2%
00119		10	0.2%
00120		10	0.2%
00121		8	0.2%
00122		8	0.2%
00123		8	0.2%
00124		7	0.2%
00125		9	0.2%
00126		8	0.2%
00127		8	0.2%
00128		8	0.2%
00129		7	0.2%
00130		9	0.2%
00131		8	0.2%
00132		8	0.2%
00133		8	0.2%
00134		8	0.2%
00135		8	0.2%
00136		8	0.2%
00137		8	0.2%
00138		8	0.2%
00139		8	0.2%
00140		8	0.2%
00141		8	0.2%
00142		8	0.2%
00143		7	0.2%
00144		6	0.1%
00145		6	0.1%
00146		6	0.1%
00147		6	0.1%
00148		6	0.1%
00149		6	0.1%
00150		6	0.1%
00151		6	0.1%
00152		6	0.1%

# File : 32 Lashadweep

# SRL\_NO: RUNNING SERIAL NUMBER

Value	Label	Cases	Percentage
00153		6	0.1%
00154		6	0.1%
00155		6	0.1%
00156		6	0.1%
00157		6	0.1%
00158		7	0.2%
00159		6	0.1%
00160		6	0.1%
00161		6	0.1%
00162		6	0.1%
00163		6	0.1%
00164		6	0.1%
00165		6	0.1%
00166		6	0.1%
00167		6	0.1%
00168		5	0.1%
00169		6	0.1%
00170		6	0.1%
00171		6	0.1%
00172		6	0.1%
00173		6	0.1%
00174		6	0.1%
00175		6	0.1%
00176		5	0.1%
00177		5	0.1%
00178		5	0.1%
00179		5	0.1%
00180		5	0.1%
00181		5	0.1%
00182		5	0.1%
00183		5	0.1%
00184		5	0.1%
00185		5	0.1%
00186		5	0.1%
00187		4	0.1%
00188		4	0.1%
00189		4	0.1%
00190		4	0.1%
00191		4	0.1%
00192		4	0.1%
00193		4	0.1%
00194		4	0.1%
00195		4	0.1%



# File : 32 Lashadweep

## # SRL\_NO: RUNNING SERIAL NUMBER

Value	Label	Cases	Percentage
00196		4	0.1%
00197		4	0.1%
00198		4	0.1%
00199		4	0.1%
00200		4	0.1%
00201		4	0.1%
00202		4	0.1%
00203		4	0.1%
00204		4	0.1%
00205		4	0.1%
00206		4	0.1%
00207		4	0.1%
00208		4	0.1%
00209		3	0.1%
00210		3	0.1%
00211		3	0.1%
00212		3	0.1%
00213		3	0.1%
00214		3	0.1%
00215		3	0.1%
00216		3	0.1%
00217		3	0.1%
00218		3	0.1%
00219		3	0.1%
00220		3	0.1%
00221		3	0.1%
00222		3	0.1%
00223		3	0.1%
00224		3	0.1%
00225		3	0.1%
00226		3	0.1%
00227		3	0.1%
00228		3	0.1%
00229		3	0.1%
00230		3	0.1%
00231		3	0.1%
00232		3	0.1%
00233		3	0.1%
00234		3	0.1%
00235		3	0.1%
00236		3	0.1%
00237		3	0.1%
00238		3	0.1%

**File : 32 Lashadweep****# SRL\_NO: RUNNING SERIAL NUMBER**

<b>Value</b>	<b>Label</b>	<b>Cases</b>	<b>Percentage</b>
00239		3	0.1%
00240		3	0.1%
00241		3	0.1%
00242		3	0.1%
00243		3	0.1%
00244		3	0.1%
00245		3	0.1%
00246		3	0.1%
00247		3	0.1%
00248		3	0.1%
00249		3	0.1%
00250		3	0.1%
00251		3	0.1%
00252		3	0.1%
00253		3	0.1%
00254		3	0.1%
00255		3	0.1%
00256		3	0.1%
00257		3	0.1%
00258		3	0.1%
00259		3	0.1%
00260		3	0.1%
00261		3	0.1%
00262		3	0.1%
00263		3	0.1%
00264		3	0.1%
00265		3	0.1%
00266		3	0.1%
00267		3	0.1%
00268		3	0.1%
00269		3	0.1%
00270		3	0.1%
00271		3	0.1%
00272		3	0.1%
00273		3	0.1%
00274		3	0.1%
00275		3	0.1%
00276		3	0.1%
00277		3	0.1%
00278		3	0.1%
00279		3	0.1%
00280		3	0.1%
00281		3	0.1%

## File : 32 Lashadweep

# SRL\_NO: RUNNING SERIAL NUMBER

Value	Label	Cases	Percentage
00282		3	0.1%
00283		3	0.1%
00284		3	0.1%
00285		3	0.1%
00286		3	0.1%
00287		3	0.1%
00288		3	0.1%
00289		3	0.1%
00290		3	0.1%
00291		4	0.1%
00292		2	0.0%
00293		3	0.1%
00294		3	0.1%
00295		3	0.1%
00296		3	0.1%
00297		3	0.1%
00298		3	0.1%
00299		3	0.1%
00300		3	0.1%
00301		3	0.1%
00302		3	0.1%
00303		3	0.1%
00304		3	0.1%
00305		3	0.1%
00306		3	0.1%
00307		3	0.1%
00308		3	0.1%
00309		3	0.1%
00310		3	0.1%
00311		3	0.1%
00312		3	0.1%
00313		3	0.1%
00314		3	0.1%
00315		3	0.1%
00316		3	0.1%
00317		3	0.1%
00318		3	0.1%
00319		3	0.1%
00320		3	0.1%
00321		3	0.1%
00322		3	0.1%
00323		3	0.1%
00324		3	0.1%

## File : 32 Lashadweep

# SRL\_NO: RUNNING SERIAL NUMBER

Value	Label	Cases	Percentage
00325		3	0.1%
00326		3	0.1%
00327		3	0.1%
00328		3	0.1%
00329		3	0.1%
00330		3	0.1%
00331		3	0.1%
00332		3	0.1%
00333		3	0.1%
00334		3	0.1%
00335		3	0.1%
00336		3	0.1%
00337		3	0.1%
00338		3	0.1%
00339		3	0.1%
00340		3	0.1%
00341		3	0.1%
00342		3	0.1%
00343		3	0.1%
00344		3	0.1%
00345		3	0.1%
00346		3	0.1%
00347		3	0.1%
00348		3	0.1%
00349		3	0.1%
00350		3	0.1%
00351		2	0.0%
00352		2	0.0%
00353		2	0.0%
00354		2	0.0%
00355		2	0.0%
00356		2	0.0%
00357		2	0.0%
00358		2	0.0%
00359		2	0.0%
00360		2	0.0%
00361		2	0.0%
00362		2	0.0%
00363		1	0.0%
00364		2	0.0%
00365		2	0.0%
00366		2	0.0%
00367		3	0.1%

**File : 32 Lashadweep****# SRL\_NO: RUNNING SERIAL NUMBER**

<b>Value</b>	<b>Label</b>	<b>Cases</b>	<b>Percentage</b>
00368		2	0.0%
00369		2	0.0%
00370		2	0.0%
00371		2	0.0%
00372		2	0.0%
00373		2	0.0%
00374		2	0.0%
00375		2	0.0%
00376		2	0.0%
00377		2	0.0%
00378		2	0.0%
00379		2	0.0%
00380		2	0.0%
00381		2	0.0%
00382		2	0.0%
00383		2	0.0%
00384		2	0.0%
00385		2	0.0%
00386		2	0.0%
00387		2	0.0%
00388		2	0.0%
00389		2	0.0%
00390		2	0.0%
00391		2	0.0%
00392		2	0.0%
00393		2	0.0%
00394		2	0.0%
00395		2	0.0%
00396		2	0.0%
00397		2	0.0%
00398		2	0.0%
00399		2	0.0%
00400		2	0.0%
00401		2	0.0%
00402		2	0.0%
00403		2	0.0%
00404		2	0.0%
00405		2	0.0%
00406		2	0.0%
00407		2	0.0%
00408		2	0.0%
00409		2	0.0%
00410		2	0.0%

**File : 32 Lashadweep**

**# SRL\_NO: RUNNING SERIAL NUMBER**

Value	Label	Cases	Percentage
00411		2	0.0%
00412		2	0.0%
00413		2	0.0%
00414		2	0.0%
00415		2	0.0%
00416		2	0.0%
00417		2	0.0%
00418		2	0.0%
00419		2	0.0%
00420		2	0.0%
00421		2	0.0%
00422		2	0.0%
00423		2	0.0%
00424		2	0.0%
00425		2	0.0%
00426		2	0.0%
00427		2	0.0%
00428		2	0.0%
00429		2	0.0%
00430		2	0.0%
00431		2	0.0%
00432		2	0.0%
00433		2	0.0%
00434		2	0.0%
00435		1	0.0%
00436		1	0.0%
00437		1	0.0%
00438		1	0.0%
00439		1	0.0%
00440		1	0.0%
00441		1	0.0%
00442		1	0.0%
00443		1	0.0%
00444		1	0.0%
00445		1	0.0%
00446		2	0.0%
00447		1	0.0%
00449		1	0.0%
00450		1	0.0%
00451		1	0.0%
00452		1	0.0%
00454		1	0.0%
00455		1	0.0%

**File : 32 Lashadweep****# SRL\_NO: RUNNING SERIAL NUMBER**

<b>Value</b>	<b>Label</b>	<b>Cases</b>	<b>Percentage</b>
00456		1	0.0%
00457		1	0.0%
00458		1	0.0%
00459		1	0.0%
00460		1	0.0%
00461		1	0.0%
00462		1	0.0%
00463		2	0.0%
00464		1	0.0%
00465		1	0.0%
00466		1	0.0%
00467		1	0.0%
00468		1	0.0%
00469		1	0.0%
00470		1	0.0%
00471		1	0.0%
00472		1	0.0%
00473		1	0.0%
00474		1	0.0%
00475		1	0.0%
00476		1	0.0%
00477		1	0.0%
00478		1	0.0%
00479		1	0.0%
00480		1	0.0%
00481		1	0.0%
00482		1	0.0%
00483		1	0.0%
00484		1	0.0%
00485		1	0.0%
00486		1	0.0%
00487		1	0.0%
00488		1	0.0%
00489		1	0.0%
00490		1	0.0%
00491		1	0.0%
00492		1	0.0%
00493		1	0.0%
00494		1	0.0%
00495		1	0.0%
00496		1	0.0%
00497		1	0.0%
00498		1	0.0%

## File : 32 Lashadweep

### # SRL\_NO: RUNNING SERIAL NUMBER

Value	Label	Cases	Percentage
00499		1	0.0%
00500		1	0.0%
00501		1	0.0%
00502		1	0.0%
00503		1	0.0%
00504		1	0.0%
00505		1	0.0%
00506		1	0.0%
00507		1	0.0%
00508		1	0.0%
00509		1	0.0%
00510		1	0.0%
00511		1	0.0%
00512		1	0.0%
00513		1	0.0%
00514		1	0.0%
00515		1	0.0%
00516		1	0.0%
00517		1	0.0%
00518		1	0.0%
00519		1	0.0%
00520		1	0.0%
00521		1	0.0%
00522		1	0.0%

*Warning: these figures indicate the number of cases found in the data file. They cannot be interpreted as summary statistics of the population of interest.*

### # NIC: NIC

<b>Information</b>	[Type= discrete] [Format=character] [Missing=*]
<b>Statistics [NW/ W]</b>	[Valid=4542 /-] [Invalid=0 /-]

*Frequency table not shown (1173 Modalities)*

### # AGRI\_NON\_AGRI: AGRI.AND NON-AGRI.

<b>Information</b>	[Type= discrete] [Format=character] [Missing=*]
<b>Statistics [NW/ W]</b>	[Valid=4542 /-] [Invalid=0 /-]

Value	Label	Cases	Percentage
1	Agriculture	300	6.6%
2	Non-Agriculture	4242	93.4%

*Warning: these figures indicate the number of cases found in the data file. They cannot be interpreted as summary statistics of the population of interest.*

### # NOP: NATURE OF OPERATION

<b>Information</b>	[Type= discrete] [Format=character] [Missing=*]
<b>Statistics [NW/ W]</b>	[Valid=4542 /-] [Invalid=0 /-]

Value	Label	Cases	Percentage
1	Perennial	3948	86.9%



## File : 32 Lashadweep

### # NOP: NATURE OF OPERATION

Value	Label	Cases	Percentage
2	Non-Perennial	594	13.1%

*Warning: these figures indicate the number of cases found in the data file. They cannot be interpreted as summary statistics of the population of interest.*

### # OWN\_SHIP: OWNERSHIP CODE

<b>Information</b>	[Type= discrete] [Format=character] [Missing=*]
<b>Statistics [NW/ W]</b>	[Valid=4542 /-] [Invalid=0 /-]

Value	Label	Cases	Percentage
1	Private Non-Profit Institutions	357	7.9%
2	Private Others	3518	77.5%
3	Co-operatives	45	1.0%
4	Governments	622	13.7%

*Warning: these figures indicate the number of cases found in the data file. They cannot be interpreted as summary statistics of the population of interest.*

### # SG: SOCIAL GROUP CODE

<b>Information</b>	[Type= discrete] [Format=character] [Missing=*]
<b>Statistics [NW/ W]</b>	[Valid=4542 /-] [Invalid=0 /-]

Value	Label	Cases	Percentage
1	ST Female	342	7.5%
2	ST Male	3132	69.0%
3	SC Female	3	0.1%
4	SC Male	3	0.1%
5	OBC Female	0	
6	OBC Male	0	
7	Others Female	3	0.1%
8	Others Male	35	0.8%
9	Other than private enterprises	1024	22.5%

*Warning: these figures indicate the number of cases found in the data file. They cannot be interpreted as summary statistics of the population of interest.*

### # P\_F\_USED: POWER/FUEL USED

<b>Information</b>	[Type= discrete] [Format=character] [Missing=*]
<b>Statistics [NW/ W]</b>	[Valid=4542 /-] [Invalid=0 /-]

Value	Label	Cases	Percentage
0	Without power	1644	36.2%
1	Electricity	209	4.6%
2	Coal/soft coke	9	0.2%
3	Patrol/Diesel	488	10.7%
4	LPG/Natural Gas	1	0.0%
5	Fire wood	180	4.0%
6	Kerosene	12	0.3%
7	Animal power	0	
8	"Non-conventional energy (bio-gas, solar & wind energy)	1470	32.4%
9	Others	529	11.6%

*Warning: these figures indicate the number of cases found in the data file. They cannot be interpreted as summary statistics of the population of interest.*

## File : 32 Lashadweep

### # Y\_OPRA: YEAR OF OPERATION

**Information** [Type= discrete] [Format=character] [Missing=\*]

**Statistics [NW/ W]** [Valid=4542 /-] [Invalid=0 /-]

Value	Label	Cases	Percentage
0	Less than 1 year	94	2.1%
1	Completed 1 year	153	3.4%
2	Completed 2 years	196	4.3%
3	Completed 3 years	163	3.6%
4	Completed 4 years	125	2.8%
5	Completed 5 years	209	4.6%
6	Completed 6 years	73	1.6%
7	Completed 7 years	50	1.1%
8	Completed 8 years	64	1.4%
9	Completed 9 years or more	3415	75.2%

*Warning: these figures indicate the number of cases found in the data file. They cannot be interpreted as summary statistics of the population of interest.*

### # REGISN: REGISTRATION CODE

**Information** [Type= discrete] [Format=character] [Missing=\*]

**Statistics [NW/ W]** [Valid=4542 /-] [Invalid=0 /-]

Value	Label	Cases	Percentage
00		4500	99.1%
01		15	0.3%
02		5	0.1%
03		4	0.1%
05		7	0.2%
06		1	0.0%
08		1	0.0%
09		2	0.0%
11		2	0.0%
13		1	0.0%
22		3	0.1%
33		1	0.0%

*Warning: these figures indicate the number of cases found in the data file. They cannot be interpreted as summary statistics of the population of interest.*

### # SOF: SOURCE OF FINANCE

**Information** [Type= discrete] [Format=character] [Missing=\*]

**Statistics [NW/ W]** [Valid=4542 /-] [Invalid=0 /-]

Value	Label	Cases	Percentage
1	Assistance under IRDP	82	1.8%
2	Assistance under other poverty alleviation programs(TRYSEM/DWCARA/toll kits)	46	1.0%
3	Borrowing from institutions	167	3.7%
4	Borrowing from non-institutions	21	0.5%
5	Self financing	3173	69.9%
6	Others	1053	23.2%

*Warning: these figures indicate the number of cases found in the data file. They cannot be interpreted as summary statistics of the population of interest.*

# File : 32 Lashadweep

## # T\_ADULT\_M: TOTAL ADULT MALE

**Information** [Type= discrete] [Format=character] [Missing=\*]

**Statistics [NW/ W]** [Valid=4542 /-] [Invalid=0 /-]

Value	Label	Cases	Percentage
00000		233	5.1%
00001		2141	47.1%
00002		1097	24.2%
00003		375	8.3%
00004		147	3.2%
00005		80	1.8%
00006		61	1.3%
00007		38	0.8%
00008		41	0.9%
00009		46	1.0%
00010		79	1.7%
00011		34	0.7%
00012		23	0.5%
00013		13	0.3%
00014		10	0.2%
00015		16	0.4%
00016		7	0.2%
00017		4	0.1%
00018		13	0.3%
00019		5	0.1%
00020		5	0.1%
00021		5	0.1%
00022		6	0.1%
00023		1	0.0%
00024		3	0.1%
00025		2	0.0%
00027		3	0.1%
00029		3	0.1%
00030		2	0.0%
00031		6	0.1%
00033		4	0.1%
00034		2	0.0%
00035		2	0.0%
00036		2	0.0%
00037		1	0.0%
00038		3	0.1%
00040		3	0.1%
00041		3	0.1%
00045		1	0.0%
00046		4	0.1%
00048		1	0.0%

## File : 32 Lashadweep

### # T\_ADULT\_M: TOTAL ADULT MALE

Value	Label	Cases	Percentage
00049		1	0.0%
00050		3	0.1%
00053		1	0.0%
00056		1	0.0%
00058		1	0.0%
00060		2	0.0%
00061		1	0.0%
00062		1	0.0%
00069		1	0.0%
00071		1	0.0%
00075		2	0.0%
00080		1	0.0%
00091		1	0.0%

Warning: these figures indicate the number of cases found in the data file. They cannot be interpreted as summary statistics of the population of interest.

### # T\_ADULT\_F: TOTAL ADULT FEMALE

<b>Information</b>	[Type= discrete] [Format=character] [Missing=*]
<b>Statistics [NW/ W]</b>	[Valid=4542 /-] [Invalid=0 /-]

Value	Label	Cases	Percentage
00000		3459	76.2%
00001		661	14.6%
00002		269	5.9%
00003		59	1.3%
00004		23	0.5%
00005		10	0.2%
00006		16	0.4%
00007		4	0.1%
00008		6	0.1%
00009		4	0.1%
00010		6	0.1%
00011		5	0.1%
00012		1	0.0%
00014		2	0.0%
00015		4	0.1%
00016		2	0.0%
00017		3	0.1%
00018		1	0.0%
00022		1	0.0%
00026		1	0.0%
00032		1	0.0%
00033		1	0.0%
00037		2	0.0%
00039		1	0.0%

Warning: these figures indicate the number of cases found in the data file. They cannot be interpreted as summary statistics of the population of interest.

## File : 32 Lashadweep

### # T\_CHILD\_M: TOTAL CHIELD MALE

**Information** [Type= discrete] [Format=character] [Missing=\*]

**Statistics [NW/ W]** [Valid=4542 /-] [Invalid=0 /-]

Value	Label	Cases	Percentage
00000		4415	97.2%
00001		78	1.7%
00002		46	1.0%
00003		3	0.1%

*Warning: these figures indicate the number of cases found in the data file. They cannot be interpreted as summary statistics of the population of interest.*

### # T\_CHILD\_F: TOTAL CHIELD FEMALE

**Information** [Type= discrete] [Format=character] [Missing=\*]

**Statistics [NW/ W]** [Valid=4542 /-] [Invalid=0 /-]

Value	Label	Cases	Percentage
00000		4514	99.4%
00001		14	0.3%
00002		11	0.2%
00003		1	0.0%
00004		1	0.0%
00005		1	0.0%

*Warning: these figures indicate the number of cases found in the data file. They cannot be interpreted as summary statistics of the population of interest.*

### # TOT: TOTAL OF TOTAL

**Information** [Type= discrete] [Format=character] [Missing=\*]

**Statistics [NW/ W]** [Valid=4542 /-] [Invalid=0 /-]

Value	Label	Cases	Percentage
00001		1820	40.1%
00002		1272	28.0%
00003		564	12.4%
00004		259	5.7%
00005		107	2.4%
00006		76	1.7%
00007		31	0.7%
00008		46	1.0%
00009		25	0.6%
00010		89	2.0%
00011		24	0.5%
00012		29	0.6%
00013		26	0.6%
00014		27	0.6%
00015		16	0.4%
00016		10	0.2%
00017		7	0.2%
00018		8	0.2%
00019		6	0.1%

**File : 32 Lashadweep****# TOT: TOTAL OF TOTAL**

<b>Value</b>	<b>Label</b>	<b>Cases</b>	<b>Percentage</b>
00020		6	0.1%
00021		4	0.1%
00022		7	0.2%
00023		5	0.1%
00024		3	0.1%
00025		4	0.1%
00027		3	0.1%
00028		2	0.0%
00029		2	0.0%
00030		3	0.1%
00031		2	0.0%
00032		4	0.1%
00033		4	0.1%
00034		1	0.0%
00035		4	0.1%
00036		1	0.0%
00037		1	0.0%
00038		2	0.0%
00039		4	0.1%
00040		1	0.0%
00041		2	0.0%
00042		1	0.0%
00043		2	0.0%
00045		2	0.0%
00046		3	0.1%
00048		5	0.1%
00049		1	0.0%
00050		1	0.0%
00055		1	0.0%
00056		1	0.0%
00057		1	0.0%
00059		1	0.0%
00060		2	0.0%
00061		1	0.0%
00062		3	0.1%
00064		1	0.0%
00065		1	0.0%
00069		1	0.0%
00071		2	0.0%
00076		1	0.0%
00078		1	0.0%
00080		1	0.0%
00082		1	0.0%

# File : 32 Lashadweep

## # TOT: TOTAL OF TOTAL

Value	Label	Cases	Percentage
00108		1	0.0%

*Warning: these figures indicate the number of cases found in the data file. They cannot be interpreted as summary statistics of the population of interest.*

## # H\_ADULT\_M: HIRED ADULT MALE

<b>Information</b>	[Type= discrete] [Format=character] [Missing=*]
--------------------	---

<b>Statistics [NW/ W]</b>	[Valid=4542 /-] [Invalid=0 /-]
---------------------------	--------------------------------

Value	Label	Cases	Percentage
00000		3047	67.1%
00001		634	14.0%
00002		208	4.6%
00003		102	2.2%
00004		59	1.3%
00005		59	1.3%
00006		52	1.1%
00007		42	0.9%
00008		40	0.9%
00009		62	1.4%
00010		38	0.8%
00011		34	0.7%
00012		23	0.5%
00013		12	0.3%
00014		9	0.2%
00015		13	0.3%
00016		7	0.2%
00017		4	0.1%
00018		13	0.3%
00019		5	0.1%
00020		5	0.1%
00021		5	0.1%
00022		6	0.1%
00023		1	0.0%
00024		3	0.1%
00025		2	0.0%
00027		3	0.1%
00029		4	0.1%
00030		2	0.0%
00031		6	0.1%
00033		4	0.1%
00034		2	0.0%
00035		1	0.0%
00036		2	0.0%
00037		1	0.0%
00038		3	0.1%
00040		3	0.1%

## File : 32 Lashadweep

### # H\_ADULT\_M: HIRED ADULT MALE

Value	Label	Cases	Percentage
00041		3	0.1%
00045		1	0.0%
00046		4	0.1%
00048		1	0.0%
00049		1	0.0%
00050		3	0.1%
00053		1	0.0%
00056		1	0.0%
00058		1	0.0%
00060		2	0.0%
00061		1	0.0%
00062		1	0.0%
00069		1	0.0%
00071		1	0.0%
00075		2	0.0%
00080		1	0.0%
00091		1	0.0%

Warning: these figures indicate the number of cases found in the data file. They cannot be interpreted as summary statistics of the population of interest.

### # H\_ADULT\_F: HIRED ADULT FEMALE

<b>Information</b>	[Type= discrete] [Format=character] [Missing=*]
<b>Statistics [NW/ W]</b>	[Valid=4542 /-] [Invalid=0 /-]

Value	Label	Cases	Percentage
00000		4193	92.3%
00001		112	2.5%
00002		121	2.7%
00003		31	0.7%
00004		18	0.4%
00005		9	0.2%
00006		15	0.3%
00007		4	0.1%
00008		5	0.1%
00009		4	0.1%
00010		5	0.1%
00011		5	0.1%
00012		1	0.0%
00014		2	0.0%
00015		4	0.1%
00016		2	0.0%
00017		3	0.1%
00018		1	0.0%
00022		1	0.0%
00026		1	0.0%
00032		1	0.0%



## File : 32 Lashadweep

### # H\_ADULT\_F: HIRED ADULT FEMALE

Value	Label	Cases	Percentage
00033		1	0.0%
00037		2	0.0%
00039		1	0.0%

Warning: these figures indicate the number of cases found in the data file. They cannot be interpreted as summary statistics of the population of interest.

### # H\_CHILD\_M: HIRED CHIELD MALE

<b>Information</b>	[Type= discrete] [Format=character] [Missing=*]
<b>Statistics [NW/ W]</b>	[Valid=4542 /-] [Invalid=0 /-]

Value	Label	Cases	Percentage
00000		4538	99.9%
00001		4	0.1%

Warning: these figures indicate the number of cases found in the data file. They cannot be interpreted as summary statistics of the population of interest.

### # H\_CHILD\_F: HIRED CHIELD FEMALE

<b>Information</b>	[Type= discrete] [Format=character] [Missing=*]
<b>Statistics [NW/ W]</b>	[Valid=4542 /-] [Invalid=0 /-]

Value	Label	Cases	Percentage
00000		4540	100.0%
00001		1	0.0%
00004		1	0.0%

Warning: these figures indicate the number of cases found in the data file. They cannot be interpreted as summary statistics of the population of interest.

### # T\_HIRED: TOTAL OF HIRED

<b>Information</b>	[Type= discrete] [Format=character] [Missing=*]
<b>Statistics [NW/ W]</b>	[Valid=4542 /-] [Invalid=0 /-]

Value	Label	Cases	Percentage
00000		2958	65.1%
00001		625	13.8%
00002		258	5.7%
00003		103	2.3%
00004		73	1.6%
00005		60	1.3%
00006		58	1.3%
00007		31	0.7%
00008		42	0.9%
00009		58	1.3%
00010		34	0.7%
00011		22	0.5%
00012		26	0.6%
00013		25	0.6%
00014		26	0.6%
00015		12	0.3%
00016		10	0.2%
00017		7	0.2%

**File : 32 Lashadweep**

**# T\_HIRED: TOTAL OF HIRED**

Value	Label	Cases	Percentage
00018		11	0.2%
00019		6	0.1%
00020		3	0.1%
00021		4	0.1%
00022		7	0.2%
00023		5	0.1%
00024		3	0.1%
00025		4	0.1%
00027		3	0.1%
00028		2	0.0%
00029		3	0.1%
00030		3	0.1%
00031		2	0.0%
00032		4	0.1%
00033		4	0.1%
00034		1	0.0%
00035		3	0.1%
00036		1	0.0%
00037		1	0.0%
00038		2	0.0%
00039		4	0.1%
00040		1	0.0%
00041		2	0.0%
00042		1	0.0%
00043		2	0.0%
00045		2	0.0%
00046		3	0.1%
00048		5	0.1%
00049		1	0.0%
00050		1	0.0%
00055		1	0.0%
00056		1	0.0%
00057		1	0.0%
00059		1	0.0%
00060		2	0.0%
00061		1	0.0%
00062		3	0.1%
00064		1	0.0%
00065		1	0.0%
00069		1	0.0%
00071		2	0.0%
00076		1	0.0%
00078		1	0.0%

## File : 32 Lashadweep

### # T\_HIRED: TOTAL OF HIRED

Value	Label	Cases	Percentage
00080		1	0.0%
00082		1	0.0%
00108		1	0.0%

Warning: these figures indicate the number of cases found in the data file. They cannot be interpreted as summary statistics of the population of interest.

### # REMAKS: REMARKS

<b>Information</b>	[Type= discrete] [Format=character] [Missing=*]
<b>Statistics [NW/ W]</b>	[Valid=4542 /-] [Invalid=0 /-]

Value	Label	Cases	Percentage
000		4542	100.0%

Warning: these figures indicate the number of cases found in the data file. They cannot be interpreted as summary statistics of the population of interest.

### # TYPE\_ENTERP: TYPE OF ENTERPRISE

<b>Information</b>	[Type= discrete] [Format=character] [Missing=*]
<b>Statistics [NW/ W]</b>	[Valid=4542 /-] [Invalid=0 /-]

Value	Label	Cases	Percentage
1		2958	65.1%
2		1094	24.1%
3		490	10.8%

Warning: these figures indicate the number of cases found in the data file. They cannot be interpreted as summary statistics of the population of interest.

### # MAJOR\_ACT: MAJOR ACTIVITY CODE

<b>Information</b>	[Type= discrete] [Format=character] [Missing=*]
<b>Statistics [NW/ W]</b>	[Valid=4542 /-] [Invalid=0 /-]

Value	Label	Cases	Percentage
01		77	1.7%
02		223	4.9%
05		2109	46.4%
06		16	0.4%
07		20	0.4%
08		1	0.0%
09		490	10.8%
10		98	2.2%
11		357	7.9%
12		38	0.8%
13		40	0.9%
14		23	0.5%
15		1050	23.1%

Warning: these figures indicate the number of cases found in the data file. They cannot be interpreted as summary statistics of the population of interest.

### # SIZE\_EMP1: SIZE OF EMPLOYMENT CODE-

<b>Information</b>	[Type= discrete] [Format=character] [Missing=*]
<b>Statistics [NW/ W]</b>	[Valid=4542 /-] [Invalid=0 /-]

Value	Label	Cases	Percentage
1	Employee size 0 to 1	1820	40.1%

## File : 32 Lashadweep

### # SIZE\_EMP1: SIZE OF EMPLOYMENT CODE-

Value	Label	Cases	Percentage
2	Employee size 2	1272	28.0%
3	Employee size 3	564	12.4%
4	Employee size 4	259	5.7%
5	Employee size 5	107	2.4%
6	Employee size 6 to 9	178	3.9%
7	Employee size >9	342	7.5%

*Warning: these figures indicate the number of cases found in the data file. They cannot be interpreted as summary statistics of the population of interest.*

### # SIZE\_EMP2: SIZE OF EMPLOYMENT CODE-

<b>Information</b>	[Type= discrete] [Format=character] [Missing=*]
<b>Statistics [NW/ W]</b>	[Valid=4542 /-] [Invalid=0 /-]

Value	Label	Cases	Percentage
01	Employee size 0 to 1	1820	40.1%
02	Employee size 2	1272	28.0%
03	Employee size 3	564	12.4%
04	Employee size 4	259	5.7%
05	Employee size 5	107	2.4%
07	Employee size 6 to 9	178	3.9%
08	Employee size 10 to 14	195	4.3%
09	Employee size 15 to 19	47	1.0%
10	Employee size 20 to 24	25	0.6%
11	Employee size 25 to 49	54	1.2%
12	Employee size 50 to 99	20	0.4%
13	Employee size 100 to 199	1	0.0%
14	Employee size 200 to 499	0	
15	Employee size >=500	0	

*Warning: these figures indicate the number of cases found in the data file. They cannot be interpreted as summary statistics of the population of interest.*

### # FITTER: FILLER

<b>Information</b>	[Type= discrete] [Format=character] [Missing=*]
<b>Statistics [NW/ W]</b>	[Valid=0 /-] [Invalid=0 /-]

## File : 33 Pondichery

### # FILE\_ID: FILE-ID

**Information** [Type= discrete] [Format=character] [Missing=\*]

**Statistics [NW/ W]** [Valid=42807 /-] [Invalid=0 /-]

Value	Label	Cases	Percentage
EC98AD		42807	100.0%

*Warning: these figures indicate the number of cases found in the data file. They cannot be interpreted as summary statistics of the population of interest.*

### # ID\_NO: IDENTIFICATION NO (ID NO)

**Information** [Type= discrete] [Format=character] [Missing=\*]

**Statistics [NW/ W]** [Valid=42807 /-] [Invalid=0 /-]

Value	Label	Cases	Percentage
330100101001		73	0.2%
330100101002		50	0.1%
330100101003		14	0.0%
330100101004		26	0.1%
330100101005		62	0.1%
330100101006		36	0.1%
330100101007		342	0.8%
330100101008		36	0.1%
330100101009		117	0.3%
330100101010		52	0.1%
330100101011		5	0.0%
330100101012		82	0.2%
330100101013		155	0.4%
330100101014		10	0.0%
330100101015		9	0.0%
330100101016		48	0.1%
330100101017		101	0.2%
330100101018		82	0.2%
330100101019		70	0.2%
330100102020		59	0.1%
330100102021		49	0.1%
330100103022		58	0.1%
330100103023		111	0.3%
330100103024		60	0.1%
330100103025		61	0.1%
330100103026		215	0.5%
330100103027		108	0.3%
330100103028		17	0.0%
330100103029		29	0.1%
330100103030		3	0.0%
330100103031		9	0.0%
330100103032		50	0.1%
330100103033		21	0.0%
330100103034		20	0.0%

## File : 33 Pondichery

### # ID\_NO: IDENTIFICATION NO (ID NO)

Value	Label	Cases	Percentage
330100103035		25	0.1%
330100103036		71	0.2%
330100103037		183	0.4%
330100103038		25	0.1%
330100103039		11	0.0%
330100103040		93	0.2%
330100103041		86	0.2%
330100103042		231	0.5%
330100103043		100	0.2%
330100103044		80	0.2%
330100103045		2	0.0%
330100103046		59	0.1%
330100103047		63	0.1%
330100103048		97	0.2%
330100103049		27	0.1%
330100103050		32	0.1%
330100103051		149	0.3%
330100103052		83	0.2%
330100103053		24	0.1%
330100103054		146	0.3%
330100103055		112	0.3%
330100103056		133	0.3%
330100103057		179	0.4%
330100103058		76	0.2%
330100103059		28	0.1%
330100103060		72	0.2%
330100103061		49	0.1%
330100104062		342	0.8%
330100104063		31	0.1%
330100104064		25	0.1%
330100104065		30	0.1%
330100104066		84	0.2%
330100104067		22	0.1%
330100104068		184	0.4%
330100104069		63	0.1%
330100104070		68	0.2%
330100104071		16	0.0%
330100104072		10	0.0%
330100104073		27	0.1%
330100104074		59	0.1%
330100104075		57	0.1%
330100104076		62	0.1%
330100104077		47	0.1%

## File : 33 Pondichery

### # ID\_NO: IDENTIFICATION NO (ID NO)

Value	Label	Cases	Percentage
330100104078		24	0.1%
330100104079		17	0.0%
330100104080		115	0.3%
330100104081		72	0.2%
330100104082		6	0.0%
330100104083		16	0.0%
330100104084		105	0.2%
330100104085		63	0.1%
330100104086		55	0.1%
330100104087		66	0.2%
330100104088		78	0.2%
330100104089		19	0.0%
330100104090		14	0.0%
330100104091		51	0.1%
330100104092		50	0.1%
330100104093		206	0.5%
330100104094		22	0.1%
330100104095		63	0.1%
330100105096		489	1.1%
330100105097		26	0.1%
330100105098		75	0.2%
330100105099		94	0.2%
330100105100		28	0.1%
330100105101		3	0.0%
330100105102		28	0.1%
330100105103		60	0.1%
330100105104		47	0.1%
330100105105		3	0.0%
330100105106		56	0.1%
330100105107		22	0.1%
330100105108		31	0.1%
330100105109		3	0.0%
330100105110		78	0.2%
330100105111		8	0.0%
330100105112		23	0.1%
330100105113		52	0.1%
330100105114		6	0.0%
330100105115		94	0.2%
330100105116		47	0.1%
330100105117		12	0.0%
330100105118		104	0.2%
330100105119		30	0.1%
330100105120		3	0.0%

## File : 33 Pondichery

### # ID\_NO: IDENTIFICATION NO (ID NO)

Value	Label	Cases	Percentage
330100105121		12	0.0%
330100105122		5	0.0%
330100105123		33	0.1%
330100105124		12	0.0%
330100105125		156	0.4%
330100105126		42	0.1%
330100105127		6	0.0%
330100105128		5	0.0%
330100105129		17	0.0%
330100105130		5	0.0%
330100105131		20	0.0%
330100105132		119	0.3%
330100105133		27	0.1%
330100105134		35	0.1%
330100105135		17	0.0%
330100105136		97	0.2%
330100105137		26	0.1%
330100106138		39	0.1%
330100106139		16	0.0%
330100106140		28	0.1%
330100106141		60	0.1%
330100106142		35	0.1%
330100106143		61	0.1%
330100106144		10	0.0%
330100106145		22	0.1%
330100106146		26	0.1%
330100106147		171	0.4%
330100106148		7	0.0%
330100106149		179	0.4%
330100106150		58	0.1%
330100106151		2	0.0%
330100106152		29	0.1%
330100106153		7	0.0%
330100106154		271	0.6%
330100106155		43	0.1%
330100106156		102	0.2%
330100106157		118	0.3%
330100106158		8	0.0%
330100106160		1	0.0%
330100106161		8	0.0%
330100106162		21	0.0%
330100106163		55	0.1%
330100106164		172	0.4%



## File : 33 Pondichery

### # ID\_NO: IDENTIFICATION NO (ID NO)

Value	Label	Cases	Percentage
330101700101		228	0.5%
330101700102		71	0.2%
330101700103		57	0.1%
330101700104		31	0.1%
330101700105		45	0.1%
330101700106		11	0.0%
330101700107		12	0.0%
330101700108		46	0.1%
330101700109		17	0.0%
330101700110		17	0.0%
330101700111		45	0.1%
330101700112		30	0.1%
330101700113		46	0.1%
330101700114		58	0.1%
330101700115		160	0.4%
330101700116		29	0.1%
330101700117		44	0.1%
330101700118		138	0.3%
330101700119		36	0.1%
330101700120		50	0.1%
330101700121		75	0.2%
330101700122		20	0.0%
330101700123		16	0.0%
330101700124		7	0.0%
330101700125		54	0.1%
330101700201		22	0.1%
330101700202		26	0.1%
330101700203		30	0.1%
330101700204		38	0.1%
330101700205		27	0.1%
330101700206		16	0.0%
330101700207		37	0.1%
330101700208		3	0.0%
330101700209		20	0.0%
330101700210		24	0.1%
330101700211		9	0.0%
330101700212		36	0.1%
330101700213		23	0.1%
330101700214		18	0.0%
330101700215		40	0.1%
330101700216		16	0.0%
330101700217		41	0.1%
330101700218		39	0.1%

## File : 33 Pondichery

### # ID\_NO: IDENTIFICATION NO (ID NO)

Value	Label	Cases	Percentage
330101700219		15	0.0%
330101700220		2	0.0%
330101700301		14	0.0%
330101700302		18	0.0%
330101700303		21	0.0%
330101700304		13	0.0%
330101700305		49	0.1%
330101700306		14	0.0%
330101700307		27	0.1%
330101700308		144	0.3%
330101700309		85	0.2%
330101700310		67	0.2%
330101700311		86	0.2%
330101700312		8	0.0%
330101700313		14	0.0%
330101700314		40	0.1%
330101700315		6	0.0%
330101700316		9	0.0%
330101700317		8	0.0%
330101700318		4	0.0%
330101700319		50	0.1%
330101700320		18	0.0%
330101700321		14	0.0%
330101700322		18	0.0%
330101700401		57	0.1%
330101700402		85	0.2%
330101700403		94	0.2%
330101700404		15	0.0%
330101700405		17	0.0%
330101700406		34	0.1%
330101700407		68	0.2%
330101700408		179	0.4%
330101700409		532	1.2%
330101700410		167	0.4%
330101700411		105	0.2%
330101700412		94	0.2%
330101700413		65	0.2%
330101700414		75	0.2%
330101700415		69	0.2%
330101700416		74	0.2%
330101700417		35	0.1%
330101700418		26	0.1%
330101700419		23	0.1%

## File : 33 Pondichery

### # ID\_NO: IDENTIFICATION NO (ID NO)

Value	Label	Cases	Percentage
330101700420		27	0.1%
330101700421		125	0.3%
330101700422		112	0.3%
330101700423		57	0.1%
330101700424		37	0.1%
330101700425		84	0.2%
330101700426		61	0.1%
330101700501		141	0.3%
330101700502		160	0.4%
330101700503		712	1.7%
330101700504		234	0.5%
330101700505		63	0.1%
330101700506		134	0.3%
330101700507		43	0.1%
330101700508		25	0.1%
330101700509		26	0.1%
330101700510		18	0.0%
330101700511		12	0.0%
330101700512		11	0.0%
330101700513		42	0.1%
330101700514		21	0.0%
330101700515		34	0.1%
330101700516		30	0.1%
330101700517		244	0.6%
330101700518		56	0.1%
330101700519		75	0.2%
330101700520		93	0.2%
330101700521		74	0.2%
330101700522		84	0.2%
330101700523		66	0.2%
330101700524		26	0.1%
330101700525		31	0.1%
330101700526		31	0.1%
330101700527		31	0.1%
330101700528		5	0.0%
330101700529		10	0.0%
330101700530		15	0.0%
330101700531		36	0.1%
330101700533		14	0.0%
330101700534		15	0.0%
330101700535		24	0.1%
330101700536		39	0.1%
330101700537		40	0.1%

## File : 33 Pondichery

### # ID\_NO: IDENTIFICATION NO (ID NO)

Value	Label	Cases	Percentage
330101700538		45	0.1%
330101700539		21	0.0%
330101700540		6	0.0%
330101700541		27	0.1%
330101700542		30	0.1%
330101700543		125	0.3%
330101700544		50	0.1%
330101700545		35	0.1%
330101700546		40	0.1%
330101700547		30	0.1%
330101700548		57	0.1%
330101700601		37	0.1%
330101700602		24	0.1%
330101700603		46	0.1%
330101700604		90	0.2%
330101700605		42	0.1%
330101700606		45	0.1%
330101700607		6	0.0%
330101700608		11	0.0%
330101700609		14	0.0%
330101700610		32	0.1%
330101700611		22	0.1%
330101700612		40	0.1%
330101700613		78	0.2%
330101700614		25	0.1%
330101700615		29	0.1%
330101700616		47	0.1%
330101700617		12	0.0%
330101700618		16	0.0%
330101700619		24	0.1%
330101700620		22	0.1%
330101700621		4	0.0%
330101700622		6	0.0%
330101700623		14	0.0%
330101700624		43	0.1%
330101700625		10	0.0%
330101700626		43	0.1%
330101700627		24	0.1%
330101700628		25	0.1%
330101700629		48	0.1%
330101700630		49	0.1%
330101700631		11	0.0%
330101700632		5	0.0%

## File : 33 Pondichery

### # ID\_NO: IDENTIFICATION NO (ID NO)

Value	Label	Cases	Percentage
330101700701		42	0.1%
330101700702		3	0.0%
330101700703		3	0.0%
330101700704		4	0.0%
330101700705		12	0.0%
330101700706		2	0.0%
330101700707		7	0.0%
330101700708		23	0.1%
330101700709		6	0.0%
330101700710		6	0.0%
330101700711		42	0.1%
330101700712		17	0.0%
330101700713		86	0.2%
330101700714		57	0.1%
330101700715		46	0.1%
330101700716		20	0.0%
330101700717		49	0.1%
330101700801		89	0.2%
330101700802		11	0.0%
330101700803		17	0.0%
330101700804		186	0.4%
330101700805		49	0.1%
330101700806		14	0.0%
330101700807		9	0.0%
330101700808		37	0.1%
330101700809		18	0.0%
330101700810		5	0.0%
330101700811		12	0.0%
330101700812		146	0.3%
330101700813		50	0.1%
330101700814		12	0.0%
330101700815		11	0.0%
330101700816		19	0.0%
330101700817		32	0.1%
330101700818		30	0.1%
330101700820		79	0.2%
330101700821		9	0.0%
330101700822		13	0.0%
330101700823		10	0.0%
330101700824		14	0.0%
330101700825		30	0.1%
330101700826		28	0.1%
330101700827		29	0.1%

## File : 33 Pondichery

### # ID\_NO: IDENTIFICATION NO (ID NO)

Value	Label	Cases	Percentage
330101700828		18	0.0%
330101700829		37	0.1%
330101700901		18	0.0%
330101700902		22	0.1%
330101700903		42	0.1%
330101700904		120	0.3%
330101700905		50	0.1%
330101700906		40	0.1%
330101700907		19	0.0%
330101700908		30	0.1%
330101700909		89	0.2%
330101700910		24	0.1%
330101700911		12	0.0%
330101700912		10	0.0%
330101700913		16	0.0%
330101700914		7	0.0%
330101700915		17	0.0%
330101700916		2	0.0%
330101700917		1	0.0%
330101700919		23	0.1%
330101700920		11	0.0%
330101700921		21	0.0%
330101700922		12	0.0%
330101700923		24	0.1%
330101700924		6	0.0%
330101701001		12	0.0%
330101701002		6	0.0%
330101701003		38	0.1%
330101701004		5	0.0%
330101701005		35	0.1%
330101701006		13	0.0%
330101701007		11	0.0%
330101701008		11	0.0%
330101701009		13	0.0%
330101701010		22	0.1%
330101701011		45	0.1%
330101701012		11	0.0%
330101701013		27	0.1%
330101701014		9	0.0%
330101701101		81	0.2%
330101701102		50	0.1%
330101701103		52	0.1%
330101701104		35	0.1%

## File : 33 Pondichery

### # ID\_NO: IDENTIFICATION NO (ID NO)

Value	Label	Cases	Percentage
330101701105		129	0.3%
330101701106		41	0.1%
330101701107		37	0.1%
330101701108		121	0.3%
330101701109		7	0.0%
330101701110		56	0.1%
330101701111		58	0.1%
330101701112		42	0.1%
330101701113		70	0.2%
330101701114		53	0.1%
330101701115		70	0.2%
330101701116		157	0.4%
330101701117		149	0.3%
330101701118		171	0.4%
330101701119		100	0.2%
330101701120		42	0.1%
330101701121		24	0.1%
330101701122		67	0.2%
330101701123		56	0.1%
330101701124		64	0.1%
330101701125		39	0.1%
330101701126		18	0.0%
330101701127		30	0.1%
330101701128		10	0.0%
330101701129		47	0.1%
330101701130		100	0.2%
330101701131		44	0.1%
330101701132		20	0.0%
330101701133		84	0.2%
330101701134		88	0.2%
330101701135		99	0.2%
330101701136		64	0.1%
330101701137		81	0.2%
330101701138		19	0.0%
330101701139		60	0.1%
330102700101		18	0.0%
330102700102		168	0.4%
330102700103		24	0.1%
330102700104		84	0.2%
330102700105		15	0.0%
330102700106		9	0.0%
330102700107		16	0.0%
330102700108		56	0.1%

## File : 33 Pondichery

### # ID\_NO: IDENTIFICATION NO (ID NO)

Value	Label	Cases	Percentage
330102700109		25	0.1%
330102700110		27	0.1%
330102700111		72	0.2%
330102700112		10	0.0%
330102700113		35	0.1%
330102700114		110	0.3%
330102700115		54	0.1%
330102700116		14	0.0%
330103500101		25	0.1%
330103500102		7	0.0%
330103500103		16	0.0%
330103500104		24	0.1%
330103500105		35	0.1%
330103500106		23	0.1%
330103500107		23	0.1%
330103500108		34	0.1%
330104600101		12	0.0%
330104600102		34	0.1%
330104600103		24	0.1%
330104600104		6	0.0%
330104600105		7	0.0%
330104600106		10	0.0%
330104600201		22	0.1%
330104600202		14	0.0%
330104600203		15	0.0%
330104600204		9	0.0%
330104600205		9	0.0%
330104600206		6	0.0%
330104600207		16	0.0%
330104600208		23	0.1%
330104600209		22	0.1%
330104600210		19	0.0%
330104600211		46	0.1%
330104600212		24	0.1%
330104600213		31	0.1%
330104600214		25	0.1%
330104600215		14	0.0%
330104600216		17	0.0%
330104600217		8	0.0%
330104600218		4	0.0%
330104600219		8	0.0%
330104600301		52	0.1%
330104600302		3	0.0%



## File : 33 Pondichery

### # ID\_NO: IDENTIFICATION NO (ID NO)

Value	Label	Cases	Percentage
330104600303		16	0.0%
330104600304		4	0.0%
330104600305		14	0.0%
330104600306		30	0.1%
330104600307		19	0.0%
330104600308		61	0.1%
330104600309		54	0.1%
330104600310		53	0.1%
330104600311		35	0.1%
330104600312		31	0.1%
330104600313		28	0.1%
330104600314		30	0.1%
330104600315		39	0.1%
330104600316		3	0.0%
330104600317		5	0.0%
330104600318		4	0.0%
330104600319		19	0.0%
330104600320		21	0.0%
330104600321		8	0.0%
330104600322		10	0.0%
330104600401		21	0.0%
330104600402		4	0.0%
330104600403		18	0.0%
330104600404		4	0.0%
330104600405		3	0.0%
330104600406		4	0.0%
330104600407		5	0.0%
330104600408		17	0.0%
330104600409		3	0.0%
330104600410		10	0.0%
330104600411		25	0.1%
330104600412		20	0.0%
330104600413		97	0.2%
330104600414		47	0.1%
330104600415		82	0.2%
330104600416		65	0.2%
330104600418		8	0.0%
330104600419		11	0.0%
330104600420		8	0.0%
330104600501		41	0.1%
330104600502		20	0.0%
330104600503		24	0.1%
330104600504		11	0.0%

## File : 33 Pondichery

### # ID\_NO: IDENTIFICATION NO (ID NO)

Value	Label	Cases	Percentage
330104600505		45	0.1%
330104600506		7	0.0%
330104600507		45	0.1%
330104600508		87	0.2%
330104600509		40	0.1%
330104600510		72	0.2%
330104600511		49	0.1%
330104600512		16	0.0%
330104600513		32	0.1%
330104600514		17	0.0%
330104600515		17	0.0%
330104600516		40	0.1%
330104600517		87	0.2%
330104600518		9	0.0%
330104600519		13	0.0%
330104600520		50	0.1%
330104600521		851	2.0%
330104600601		9	0.0%
330104600602		7	0.0%
330104600603		12	0.0%
330104600604		26	0.1%
330104600605		5	0.0%
330104600606		5	0.0%
330104600607		53	0.1%
330104600608		4	0.0%
330104600609		6	0.0%
330104600610		24	0.1%
330104600611		21	0.0%
330104600612		31	0.1%
330104600613		38	0.1%
330104600614		68	0.2%
330104600615		40	0.1%
330104600616		43	0.1%
330104600617		32	0.1%
330104600618		26	0.1%
330104600619		13	0.0%
330104600620		38	0.1%
330104600621		54	0.1%
330104600622		11	0.0%
330104600623		41	0.1%
330104600624		14	0.0%
330104600625		6	0.0%
330104600626		17	0.0%

## File : 33 Pondichery

### # ID\_NO: IDENTIFICATION NO (ID NO)

Value	Label	Cases	Percentage
330104600627		13	0.0%
330104600628		23	0.1%
330104600629		19	0.0%
330104600630		3	0.0%
330104600631		8	0.0%
330104600632		3	0.0%
330104600701		13	0.0%
330104600702		25	0.1%
330104600703		77	0.2%
330104600704		38	0.1%
330104600706		74	0.2%
330104600707		66	0.2%
330104600708		46	0.1%
330104600709		94	0.2%
330104600710		17	0.0%
330104600711		88	0.2%
330104600712		38	0.1%
330104600713		33	0.1%
330104600714		76	0.2%
330104600715		43	0.1%
330104600716		8	0.0%
330104600717		28	0.1%
330104600718		39	0.1%
330104600719		11	0.0%
330104600720		34	0.1%
330104600721		2	0.0%
330104600722		22	0.1%
330104600801		35	0.1%
330104600802		55	0.1%
330104600803		5	0.0%
330104600804		6	0.0%
330104600805		8	0.0%
330104600806		19	0.0%
330104600807		40	0.1%
330104600808		25	0.1%
330104600809		9	0.0%
330104600810		25	0.1%
330104600811		5	0.0%
330104600812		39	0.1%
330104600813		126	0.3%
330104600814		73	0.2%
330104600816		84	0.2%
330104600817		8	0.0%

## File : 33 Pondichery

### # ID\_NO: IDENTIFICATION NO (ID NO)

Value	Label	Cases	Percentage
330104600818		24	0.1%
330104600819		1	0.0%
330104600820		20	0.0%
330104600821		28	0.1%
330104600822		43	0.1%
330104600823		35	0.1%
330104600824		12	0.0%
330104600825		25	0.1%
330104600826		5	0.0%
330104600827		175	0.4%
330104600828		4	0.0%
330104600829		30	0.1%
330104600830		19	0.0%
330104600831		5	0.0%
330104600901		10	0.0%
330104600903		13	0.0%
330104600904		10	0.0%
330104600905		124	0.3%
330104600906		63	0.1%
330104600907		39	0.1%
330104600908		31	0.1%
330104600909		23	0.1%
330104600910		24	0.1%
330104600911		27	0.1%
330104600912		40	0.1%
330104600913		19	0.0%
330104600914		6	0.0%
330104600915		10	0.0%
330104600916		9	0.0%
330104600917		4	0.0%
330104600918		16	0.0%
330104600919		47	0.1%
330104600920		9	0.0%
330104600921		23	0.1%
330104600922		29	0.1%
330104600923		62	0.1%
330104600924		14	0.0%
330104600925		8	0.0%
330104600926		27	0.1%
330104601001		34	0.1%
330104601002		16	0.0%
330104601003		37	0.1%
330104601101		46	0.1%

## File : 33 Pondichery

### # ID\_NO: IDENTIFICATION NO (ID NO)

Value	Label	Cases	Percentage
330104601102		27	0.1%
330104601103		47	0.1%
330104601104		25	0.1%
330104601105		37	0.1%
330104601106		21	0.0%
330104601107		125	0.3%
330104601108		66	0.2%
330104601201		49	0.1%
330104601202		126	0.3%
330105700101		41	0.1%
330105700102		60	0.1%
330105700103		112	0.3%
330105700104		68	0.2%
330105700105		48	0.1%
330105700106		33	0.1%
330105700107		5	0.0%
330105700108		120	0.3%
330105700109		51	0.1%
330105700201		13	0.0%
330105700301		6	0.0%
330105700401		8	0.0%
330105700501		18	0.0%
330105700502		29	0.1%
330105700601		34	0.1%
330105700602		16	0.0%
330105700603		12	0.0%
330105700604		29	0.1%
330105700605		24	0.1%
330105700606		12	0.0%
330105700607		11	0.0%
330105700608		15	0.0%
330105700609		15	0.0%
330105700610		28	0.1%
330105700611		27	0.1%
330105700612		17	0.0%
330105700613		7	0.0%
330105700614		3	0.0%
330105700615		5	0.0%
330105700616		9	0.0%
330105700617		5	0.0%
330105700618		5	0.0%
330105700619		3	0.0%
330105700620		3	0.0%

## File : 33 Pondichery

### # ID\_NO: IDENTIFICATION NO (ID NO)

Value	Label	Cases	Percentage
330105700621		15	0.0%
330105700701		44	0.1%
330105700801		24	0.1%
330105700802		22	0.1%
330105700803		19	0.0%
330105700901		11	0.0%
330105700902		8	0.0%
330105700903		15	0.0%
330105701001		32	0.1%
330105701002		8	0.0%
330105701101		8	0.0%
330200101001		122	0.3%
330200101002		5	0.0%
330200101003		9	0.0%
330200101004		6	0.0%
330200101005		39	0.1%
330200101006		10	0.0%
330200101007		4	0.0%
330200101008		2	0.0%
330200101010		5	0.0%
330200101011		68	0.2%
330200101012		11	0.0%
330200101013		4	0.0%
330200101014		14	0.0%
330200101015		5	0.0%
330200101016		60	0.1%
330200101017		4	0.0%
330200101018		34	0.1%
330200101019		4	0.0%
330200101020		28	0.1%
330200101022		51	0.1%
330200101023		12	0.0%
330200101024		46	0.1%
330200101025		14	0.0%
330200101026		28	0.1%
330200101027		20	0.0%
330200101028		13	0.0%
330200101029		12	0.0%
330200101030		209	0.5%
330200101031		9	0.0%
330200101032		12	0.0%
330200101033		4	0.0%
330200101035		5	0.0%

## File : 33 Pondichery

# ID\_NO: IDENTIFICATION NO (ID NO)

Value	Label	Cases	Percentage
330200102036		5	0.0%
330200102037		13	0.0%
330200102038		19	0.0%
330200102039		319	0.7%
330200102040		44	0.1%
330200102041		176	0.4%
330200102042		3	0.0%
330200102043		26	0.1%
330200103044		25	0.1%
330200103045		2	0.0%
330200103047		4	0.0%
330200103049		5	0.0%
330200103050		3	0.0%
330200103051		2	0.0%
330200103052		8	0.0%
330200103053		5	0.0%
330200103054		9	0.0%
330200103057		2	0.0%
330200103058		1	0.0%
330200103059		2	0.0%
330200103060		5	0.0%
330200103061		45	0.1%
330200103062		5	0.0%
330200103063		3	0.0%
330200103064		21	0.0%
330200103065		2	0.0%
330200103066		158	0.4%
330200103067		12	0.0%
330200103068		6	0.0%
330200103069		1	0.0%
330200103070		20	0.0%
330200103071		4	0.0%
330200103072		4	0.0%
330200103073		5	0.0%
330200103074		25	0.1%
330200103075		4	0.0%
330200103076		1	0.0%
330200104077		226	0.5%
330200104078		48	0.1%
330200104079		19	0.0%
330200104080		5	0.0%
330200104082		10	0.0%
330200104083		113	0.3%

## File : 33 Pondichery

### # ID\_NO: IDENTIFICATION NO (ID NO)

Value	Label	Cases	Percentage
330200104084		39	0.1%
330200104085		12	0.0%
330200104086		10	0.0%
330200104088		30	0.1%
330200104089		19	0.0%
330200104090		17	0.0%
330200105091		39	0.1%
330200105092		508	1.2%
330200105093		13	0.0%
330200105094		14	0.0%
330200105095		41	0.1%
330200105096		2	0.0%
330200105097		44	0.1%
330200105098		6	0.0%
330200105099		34	0.1%
330200105100		24	0.1%
330201600101		28	0.1%
330201600102		14	0.0%
330201600103		65	0.2%
330201600104		68	0.2%
330201600105		29	0.1%
330201600106		142	0.3%
330201600107		86	0.2%
330201600108		28	0.1%
330201600109		26	0.1%
330201600110		10	0.0%
330201600111		8	0.0%
330201600112		75	0.2%
330201600113		33	0.1%
330201600115		5	0.0%
330201600116		42	0.1%
330201600117		33	0.1%
330201600118		58	0.1%
330201600119		39	0.1%
330201600120		32	0.1%
330201600121		7	0.0%
330201600122		33	0.1%
330201600123		123	0.3%
330201600124		49	0.1%
330201600125		63	0.1%
330201600126		27	0.1%
330201600201		71	0.2%
330201600202		28	0.1%



## File : 33 Pondichery

### # ID\_NO: IDENTIFICATION NO (ID NO)

Value	Label	Cases	Percentage
330201600203		6	0.0%
330201600204		16	0.0%
330201600205		14	0.0%
330201600206		40	0.1%
330201600207		28	0.1%
330201600208		35	0.1%
330201600209		108	0.3%
330201600210		347	0.8%
330201600211		224	0.5%
330201600212		79	0.2%
330201600213		76	0.2%
330201600214		55	0.1%
330201600215		30	0.1%
330201600216		69	0.2%
330201600217		40	0.1%
330201600218		22	0.1%
330201600219		18	0.0%
330201600220		20	0.0%
330201600221		78	0.2%
330201600222		27	0.1%
330201600301		62	0.1%
330201600302		47	0.1%
330201600303		35	0.1%
330201600304		59	0.1%
330201600305		56	0.1%
330201600306		74	0.2%
330201600307		39	0.1%
330201600308		28	0.1%
330201600401		15	0.0%
330201600402		51	0.1%
330201600403		19	0.0%
330201600404		96	0.2%
330201600405		65	0.2%
330201600406		106	0.2%
330201600407		140	0.3%
330201600408		59	0.1%
330201600409		22	0.1%
330201600410		23	0.1%
330201600411		19	0.0%
330201600412		49	0.1%
330201600413		19	0.0%
330201600414		24	0.1%
330201600415		27	0.1%

## File : 33 Pondichery

### # ID\_NO: IDENTIFICATION NO (ID NO)

Value	Label	Cases	Percentage
330201600416		70	0.2%
330201600417		35	0.1%
330201600418		20	0.0%
330201600419		10	0.0%
330201600420		46	0.1%
330201600421		16	0.0%
330201600422		55	0.1%
330301500101		20	0.0%
330301500102		29	0.1%
330301500103		15	0.0%
330301500104		11	0.0%
330301500105		56	0.1%
330301500106		20	0.0%
330301500107		40	0.1%
330301500108		15	0.0%
330301500109		23	0.1%
330302500101		155	0.4%
330302500102		30	0.1%
330302500103		32	0.1%
330302500104		12	0.0%
330302500105		16	0.0%
330302500106		44	0.1%
330302500107		44	0.1%
330302500108		30	0.1%
330302500109		47	0.1%
330302500110		34	0.1%
330302500111		20	0.0%
330302500112		71	0.2%
330302500113		27	0.1%
330302500114		71	0.2%
330303500101		48	0.1%
330303500102		37	0.1%
330303500103		20	0.0%
330303500104		35	0.1%
330303500105		44	0.1%
330303500106		10	0.0%
330303500107		34	0.1%
330303500108		24	0.1%
330303500109		23	0.1%
330303500110		34	0.1%
330303500111		14	0.0%
330303500112		21	0.0%
330303500113		5	0.0%

## File : 33 Pondichery

### # ID\_NO: IDENTIFICATION NO (ID NO)

Value	Label	Cases	Percentage
330304500101		50	0.1%
330304500102		40	0.1%
330304500103		25	0.1%
330304500104		10	0.0%
330304500105		16	0.0%
330304500106		84	0.2%
330304500107		84	0.2%
330304500108		13	0.0%
330304500109		29	0.1%
330401600101		46	0.1%
330401600102		20	0.0%
330401600103		130	0.3%
330401600104		10	0.0%
330401600105		53	0.1%
330401600106		48	0.1%
330401600107		23	0.1%
330401600108		23	0.1%
330401600109		16	0.0%
330401600110		17	0.0%
330401600111		10	0.0%
330401600112		34	0.1%
330401600113		7	0.0%
330401600114		28	0.1%
330401600115		53	0.1%
330401600116		61	0.1%
330401600117		39	0.1%
330401600118		7	0.0%
330401600119		3	0.0%
330401600120		1	0.0%
330401600121		23	0.1%
330401600122		1	0.0%
330401600202		66	0.2%
330401600203		135	0.3%
330401600204		31	0.1%
330401600205		12	0.0%
330401600206		18	0.0%
330401600207		3	0.0%
330401600208		5	0.0%
330401600209		9	0.0%
330401600210		25	0.1%
330401600211		15	0.0%
330401600212		26	0.1%
330401600213		15	0.0%

## File : 33 Pondichery

### # ID\_NO: IDENTIFICATION NO (ID NO)

Value	Label	Cases	Percentage
330401600214		11	0.0%
330401600215		15	0.0%
330401600216		20	0.0%
330401600217		8	0.0%
330401600219		2	0.0%
330401600220		19	0.0%
330401600221		19	0.0%
330401600222		43	0.1%

Warning: these figures indicate the number of cases found in the data file. They cannot be interpreted as summary statistics of the population of interest.

### # ST: STATE CODE

<b>Information</b>	[Type= discrete] [Format=character] [Missing=*]
<b>Statistics [NW/ W]</b>	[Valid=42807 /-] [Invalid=0 /-]

Value	Label	Cases	Percentage
33	Pondichery	42807	100.0%

Warning: these figures indicate the number of cases found in the data file. They cannot be interpreted as summary statistics of the population of interest.

### # DT: DISTRICT CODE

<b>Information</b>	[Type= discrete] [Format=character] [Missing=*]
<b>Statistics [NW/ W]</b>	[Valid=42807 /-] [Invalid=0 /-]

Value	Label	Cases	Percentage
01	PONDICHERRY	33019	77.1%
02	KARAIKAL	7076	16.5%
03	MAHE	1562	3.6%
04	VANAM	1150	2.7%

Warning: these figures indicate the number of cases found in the data file. They cannot be interpreted as summary statistics of the population of interest.

### # TEH: TEHSIL CODE

<b>Information</b>	[Type= discrete] [Format=character] [Missing=*]
<b>Statistics [NW/ W]</b>	[Valid=42807 /-] [Invalid=0 /-]

Value	Label	Cases	Percentage
000		29362	68.6%
001		13386	31.3%
016		59	0.1%

Warning: these figures indicate the number of cases found in the data file. They cannot be interpreted as summary statistics of the population of interest.

### # CD\_BLOCK: CD BLOCK

<b>Information</b>	[Type= discrete] [Format=character] [Missing=*]
<b>Statistics [NW/ W]</b>	[Valid=42807 /-] [Invalid=0 /-]

Value	Label	Cases	Percentage
00		29421	68.7%
01		2239	5.2%
02		713	1.7%
03		3387	7.9%
04		2717	6.3%

## File : 33 Pondichery

### # CD\_BLOCK: CD BLOCK

Value	Label	Cases	Percentage
05		2781	6.5%
06		1549	3.6%

Warning: these figures indicate the number of cases found in the data file. They cannot be interpreted as summary statistics of the population of interest.

### # SECTOR: SECTOR CODE

<b>Information</b>	[Type= discrete] [Format=character] [Missing=*]
<b>Statistics [NW/ W]</b>	[Valid=42807 /-] [Invalid=0 /-]

Value	Label	Cases	Percentage
1	Rural	13386	31.3%
2	Urban	29421	68.7%

Warning: these figures indicate the number of cases found in the data file. They cannot be interpreted as summary statistics of the population of interest.

### # V\_C: VILLAGE CODE

<b>Information</b>	[Type= discrete] [Format=character] [Missing=*]
<b>Statistics [NW/ W]</b>	[Valid=42807 /-] [Invalid=0 /-]

Value	Label	Cases	Percentage
001		195	0.5%
002		55	0.1%
003		23	0.1%
004		32	0.1%
005		101	0.2%
006		46	0.1%
007		346	0.8%
008		38	0.1%
009		117	0.3%
010		57	0.1%
011		73	0.2%
012		93	0.2%
013		159	0.4%
014		24	0.1%
015		243	0.6%
016		5198	12.1%
017		13947	32.6%
018		116	0.3%
019		74	0.2%
020		87	0.2%
021		49	0.1%
022		109	0.3%
023		123	0.3%
024		106	0.2%
025		708	1.7%
026		243	0.6%
027		865	2.0%
028		30	0.1%

## File : 33 Pondichery

### # V\_C: VILLAGE CODE

Value	Label	Cases	Percentage
029		41	0.1%
030		212	0.5%
031		18	0.0%
032		62	0.1%
033		25	0.1%
034		20	0.0%
035		566	1.3%
036		76	0.2%
037		196	0.5%
038		44	0.1%
039		330	0.8%
040		137	0.3%
041		262	0.6%
042		234	0.5%
043		126	0.3%
044		105	0.2%
045		355	0.8%
046		6964	16.3%
047		67	0.2%
048		97	0.2%
049		32	0.1%
050		35	0.1%
051		151	0.4%
052		91	0.2%
053		29	0.1%
054		155	0.4%
055		112	0.3%
056		133	0.3%
057		1279	3.0%
058		77	0.2%
059		30	0.1%
060		77	0.2%
061		94	0.2%
062		347	0.8%
063		34	0.1%
064		46	0.1%
065		32	0.1%
066		242	0.6%
067		34	0.1%
068		190	0.4%
069		64	0.1%
070		88	0.2%
071		20	0.0%

## File : 33 Pondichery

### # V\_C: VILLAGE CODE

Value	Label	Cases	Percentage
072		14	0.0%
073		32	0.1%
074		84	0.2%
075		61	0.1%
076		63	0.1%
077		273	0.6%
078		72	0.2%
079		36	0.1%
080		120	0.3%
081		72	0.2%
082		16	0.0%
083		129	0.3%
084		144	0.3%
085		75	0.2%
086		65	0.2%
087		66	0.2%
088		108	0.3%
089		38	0.1%
090		31	0.1%
091		90	0.2%
092		558	1.3%
093		219	0.5%
094		36	0.1%
095		104	0.2%
096		491	1.1%
097		70	0.2%
098		81	0.2%
099		128	0.3%
100		52	0.1%
101		3	0.0%
102		28	0.1%
103		60	0.1%
104		47	0.1%
105		3	0.0%
106		56	0.1%
107		22	0.1%
108		31	0.1%
109		3	0.0%
110		78	0.2%
111		8	0.0%
112		23	0.1%
113		52	0.1%
114		6	0.0%

## File : 33 Pondichery

### # V\_C: VILLAGE CODE

Value	Label	Cases	Percentage
115		94	0.2%
116		47	0.1%
117		12	0.0%
118		104	0.2%
119		30	0.1%
120		3	0.0%
121		12	0.0%
122		5	0.0%
123		33	0.1%
124		12	0.0%
125		156	0.4%
126		42	0.1%
127		6	0.0%
128		5	0.0%
129		17	0.0%
130		5	0.0%
131		20	0.0%
132		119	0.3%
133		27	0.1%
134		35	0.1%
135		17	0.0%
136		97	0.2%
137		26	0.1%
138		39	0.1%
139		16	0.0%
140		28	0.1%
141		60	0.1%
142		35	0.1%
143		61	0.1%
144		10	0.0%
145		22	0.1%
146		26	0.1%
147		171	0.4%
148		7	0.0%
149		179	0.4%
150		58	0.1%
151		2	0.0%
152		29	0.1%
153		7	0.0%
154		271	0.6%
155		43	0.1%
156		102	0.2%
157		118	0.3%



## File : 33 Pondichery

### # V\_C: VILLAGE CODE

Value	Label	Cases	Percentage
158		8	0.0%
160		1	0.0%
161		8	0.0%
162		21	0.0%
163		55	0.1%
164		172	0.4%

Warning: these figures indicate the number of cases found in the data file. They cannot be interpreted as summary statistics of the population of interest.

### # WARD: WARD CODE

<b>Information</b>	[Type= discrete] [Format=character] [Missing=*]
<b>Statistics [NW/ W]</b>	[Valid=42807 /-] [Invalid=0 /-]

Value	Label	Cases	Percentage
000		42807	100.0%

Warning: these figures indicate the number of cases found in the data file. They cannot be interpreted as summary statistics of the population of interest.

### # IV\_UNIT: IV UNIT

<b>Information</b>	[Type= discrete] [Format=character] [Missing=*]
<b>Statistics [NW/ W]</b>	[Valid=42807 /-] [Invalid=0 /-]

Value	Label	Cases	Percentage
000		13386	31.3%
001		6236	14.6%
002		2755	6.4%
003		1672	3.9%
004		3763	8.8%
005		4801	11.2%
006		1952	4.6%
007		1341	3.1%
008		2067	4.8%
009		1337	3.1%
010		385	0.9%
011		2937	6.9%
012		175	0.4%

Warning: these figures indicate the number of cases found in the data file. They cannot be interpreted as summary statistics of the population of interest.

### # UFS\_BLOCK: UFS BLOCK

<b>Information</b>	[Type= discrete] [Format=character] [Missing=*]
<b>Statistics [NW/ W]</b>	[Valid=42807 /-] [Invalid=0 /-]

Value	Label	Cases	Percentage
00		13386	31.3%
01		1862	4.3%
02		1487	3.5%
03		2080	4.9%
04		1463	3.4%
05		1253	2.9%

## File : 33 Pondichery

### # UFS\_BLOCK: UFS BLOCK

Value	Label	Cases	Percentage
06		1266	3.0%
07		1260	2.9%
08		1475	3.4%
09		1472	3.4%
10		1227	2.9%
11		1153	2.7%
12		1066	2.5%
13		1145	2.7%
14		1019	2.4%
15		916	2.1%
16		957	2.2%
17		947	2.2%
18		722	1.7%
19		544	1.3%
20		645	1.5%
21		1470	3.4%
22		606	1.4%
23		504	1.2%
24		286	0.7%
25		350	0.8%
26		257	0.6%
27		302	0.7%
28		85	0.2%
29		191	0.4%
30		186	0.4%
31		104	0.2%
32		28	0.1%
33		98	0.2%
34		103	0.2%
35		123	0.3%
36		103	0.2%
37		121	0.3%
38		64	0.1%
39		81	0.2%
40		6	0.0%
41		27	0.1%
42		30	0.1%
43		125	0.3%
44		50	0.1%
45		35	0.1%
46		40	0.1%
47		30	0.1%
48		57	0.1%

Warning: these figures indicate the number of cases found in the data file. They cannot be interpreted as summary statistics of the population of interest.

# File : 33 Pondichery

# P\_NO: PAGE NO

**Information** [Type= discrete] [Format=character] [Missing=\*]

**Statistics [NW/ W]** [Valid=42807 /-] [Invalid=0 /-]

Value	Label	Cases	Percentage
001		5158	12.0%
002		4388	10.3%
003		3786	8.8%
004		3305	7.7%
005		2956	6.9%
006		2389	5.6%
007		2085	4.9%
008		1793	4.2%
009		1546	3.6%
010		1324	3.1%
011		1123	2.6%
012		1049	2.5%
013		875	2.0%
014		799	1.9%
015		715	1.7%
016		622	1.5%
017		590	1.4%
018		503	1.2%
019		479	1.1%
020		448	1.0%
021		428	1.0%
022		376	0.9%
023		372	0.9%
024		331	0.8%
025		300	0.7%
026		265	0.6%
027		249	0.6%
028		219	0.5%
029		211	0.5%
030		181	0.4%
031		165	0.4%
032		168	0.4%
033		152	0.4%
034		146	0.3%
035		142	0.3%
036		144	0.3%
037		113	0.3%
038		100	0.2%
039		92	0.2%
040		96	0.2%
041		91	0.2%

## File : 33 Pondichery

# P\_NO: PAGE NO

Value	Label	Cases	Percentage
042		97	0.2%
043		97	0.2%
044		84	0.2%
045		70	0.2%
046		63	0.1%
047		65	0.2%
048		58	0.1%
049		54	0.1%
050		48	0.1%
051		48	0.1%
052		48	0.1%
053		51	0.1%
054		30	0.1%
055		41	0.1%
056		41	0.1%
057		40	0.1%
058		41	0.1%
059		38	0.1%
060		39	0.1%
061		42	0.1%
062		36	0.1%
063		36	0.1%
064		37	0.1%
065		30	0.1%
066		33	0.1%
067		31	0.1%
068		23	0.1%
069		26	0.1%
070		26	0.1%
071		23	0.1%
072		25	0.1%
073		26	0.1%
074		31	0.1%
075		20	0.0%
076		20	0.0%
077		28	0.1%
078		19	0.0%
079		22	0.1%
080		23	0.1%
081		21	0.0%
082		22	0.1%
083		23	0.1%
084		25	0.1%

**File : 33 Pondichery**

# P\_NO: PAGE NO

Value	Label	Cases	Percentage
085		25	0.1%
086		27	0.1%
087		27	0.1%
088		20	0.0%
089		22	0.1%
090		22	0.1%
091		27	0.1%
092		17	0.0%
093		22	0.1%
094		22	0.1%
095		18	0.0%
096		14	0.0%
097		15	0.0%
098		15	0.0%
099		15	0.0%
100		15	0.0%
101		15	0.0%
102		15	0.0%
103		15	0.0%
104		10	0.0%
105		10	0.0%
106		10	0.0%
107		10	0.0%
108		10	0.0%
109		10	0.0%
110		10	0.0%
111		10	0.0%
112		10	0.0%
113		10	0.0%
114		9	0.0%
115		10	0.0%
116		10	0.0%
117		10	0.0%
118		10	0.0%
119		10	0.0%
120		9	0.0%
121		10	0.0%
122		10	0.0%
123		10	0.0%
124		10	0.0%
125		10	0.0%
126		6	0.0%
127		10	0.0%

## File : 33 Pondichery

### # P\_NO: PAGE NO

Value	Label	Cases	Percentage
128		9	0.0%
129		10	0.0%
130		9	0.0%
131		7	0.0%
132		10	0.0%
133		10	0.0%
134		10	0.0%
135		6	0.0%
136		10	0.0%
137		10	0.0%
138		10	0.0%
139		10	0.0%
140		10	0.0%
141		10	0.0%
142		7	0.0%
143		6	0.0%
144		5	0.0%
145		5	0.0%
146		2	0.0%
147		5	0.0%
148		5	0.0%
149		5	0.0%
150		4	0.0%
151		4	0.0%
152		5	0.0%
153		2	0.0%
154		5	0.0%
155		5	0.0%
156		5	0.0%
157		1	0.0%
158		5	0.0%
159		5	0.0%
160		4	0.0%
161		5	0.0%
162		5	0.0%
163		4	0.0%

Warning: these figures indicate the number of cases found in the data file. They cannot be interpreted as summary statistics of the population of interest.

### # LINE\_NO: LINE NUMBER

<b>Information</b>	[Type= discrete] [Format=character] [Missing=*]
<b>Statistics [NW/ W]</b>	[Valid=42807 /-] [Invalid=0 /-]

### # PREM\_S: PREMISES STATUS

<b>Information</b>	[Type= discrete] [Format=character] [Missing=*]
--------------------	---

## File : 33 Pondichery

### # PREM\_S: PREMISES STATUS

Statistics [NW/ W] [Valid=42807 /-] [Invalid=0 /-]

Value	Label	Cases	Percentage
1	Without premises	4586	10.7%
2	With Premises	38221	89.3%

Warning: these figures indicate the number of cases found in the data file. They cannot be interpreted as summary statistics of the population of interest.

### # SRL\_NO: RUNNING SERIAL NUMBER

Information [Type= discrete] [Format=character] [Missing=\*]

Statistics [NW/ W] [Valid=42807 /-] [Invalid=0 /-]

Value	Label	Cases	Percentage
00001		970	2.3%
00002		970	2.3%
00003		960	2.2%
00004		938	2.2%
00005		921	2.2%
00006		891	2.1%
00007		866	2.0%
00008		853	2.0%
00009		830	1.9%
00010		811	1.9%
00011		786	1.8%
00012		767	1.8%
00013		744	1.7%
00014		728	1.7%
00015		704	1.6%
00016		688	1.6%
00017		668	1.6%
00018		649	1.5%
00019		636	1.5%
00020		616	1.4%
00021		595	1.4%
00022		586	1.4%
00023		568	1.3%
00024		553	1.3%
00025		531	1.2%
00026		515	1.2%
00027		498	1.2%
00028		480	1.1%
00029		466	1.1%
00030		454	1.1%
00031		436	1.0%
00032		425	1.0%
00033		418	1.0%
00034		412	1.0%

## File : 33 Pondichery

# SRL\_NO: RUNNING SERIAL NUMBER

Value	Label	Cases	Percentage
00035		400	0.9%
00036		383	0.9%
00037		377	0.9%
00038		369	0.9%
00039		363	0.8%
00040		349	0.8%
00041		334	0.8%
00042		327	0.8%
00043		320	0.7%
00044		312	0.7%
00045		304	0.7%
00046		297	0.7%
00047		284	0.7%
00048		276	0.6%
00049		270	0.6%
00050		260	0.6%
00051		246	0.6%
00052		243	0.6%
00053		239	0.6%
00054		234	0.5%
00055		231	0.5%
00056		226	0.5%
00057		217	0.5%
00058		211	0.5%
00059		206	0.5%
00060		202	0.5%
00061		197	0.5%
00062		191	0.4%
00063		186	0.4%
00064		179	0.4%
00065		178	0.4%
00066		174	0.4%
00067		169	0.4%
00068		167	0.4%
00069		162	0.4%
00070		160	0.4%
00071		156	0.4%
00072		151	0.4%
00073		146	0.3%
00074		144	0.3%
00075		140	0.3%
00076		136	0.3%
00077		131	0.3%



## File : 33 Pondichery

# SRL\_NO: RUNNING SERIAL NUMBER

Value	Label	Cases	Percentage
00078		130	0.3%
00079		126	0.3%
00080		124	0.3%
00081		123	0.3%
00082		121	0.3%
00083		120	0.3%
00084		119	0.3%
00085		111	0.3%
00086		108	0.3%
00087		104	0.2%
00088		101	0.2%
00089		100	0.2%
00090		99	0.2%
00091		98	0.2%
00092		98	0.2%
00093		98	0.2%
00094		96	0.2%
00095		91	0.2%
00096		90	0.2%
00097		88	0.2%
00098		87	0.2%
00099		87	0.2%
00100		87	0.2%
00101		83	0.2%
00102		82	0.2%
00103		80	0.2%
00104		80	0.2%
00105		79	0.2%
00106		77	0.2%
00107		75	0.2%
00108		76	0.2%
00109		74	0.2%
00110		73	0.2%
00111		73	0.2%
00112		72	0.2%
00113		71	0.2%
00114		69	0.2%
00115		68	0.2%
00116		67	0.2%
00117		67	0.2%
00118		66	0.2%
00119		65	0.2%
00120		63	0.1%

**File : 33 Pondichery****# SRL\_NO: RUNNING SERIAL NUMBER**

<b>Value</b>	<b>Label</b>	<b>Cases</b>	<b>Percentage</b>
00121		63	0.1%
00122		62	0.1%
00123		61	0.1%
00124		60	0.1%
00125		58	0.1%
00126		55	0.1%
00127		54	0.1%
00128		53	0.1%
00129		53	0.1%
00130		52	0.1%
00131		51	0.1%
00132		51	0.1%
00133		51	0.1%
00134		50	0.1%
00135		49	0.1%
00136		48	0.1%
00137		48	0.1%
00138		48	0.1%
00139		47	0.1%
00140		47	0.1%
00141		46	0.1%
00142		45	0.1%
00143		44	0.1%
00144		44	0.1%
00145		43	0.1%
00146		43	0.1%
00147		41	0.1%
00148		41	0.1%
00149		41	0.1%
00150		39	0.1%
00151		39	0.1%
00152		39	0.1%
00153		39	0.1%
00154		39	0.1%
00155		38	0.1%
00156		37	0.1%
00157		36	0.1%
00158		35	0.1%
00159		34	0.1%
00160		34	0.1%
00161		32	0.1%
00162		32	0.1%
00163		32	0.1%

**File : 33 Pondichery**

# SRL\_NO: RUNNING SERIAL NUMBER

Value	Label	Cases	Percentage
00164		32	0.1%
00165		32	0.1%
00166		32	0.1%
00167		32	0.1%
00168		31	0.1%
00169		30	0.1%
00170		30	0.1%
00171		30	0.1%
00172		28	0.1%
00173		27	0.1%
00174		27	0.1%
00175		27	0.1%
00176		26	0.1%
00177		25	0.1%
00178		26	0.1%
00179		25	0.1%
00180		22	0.1%
00181		22	0.1%
00182		22	0.1%
00183		22	0.1%
00184		21	0.0%
00185		20	0.0%
00186		20	0.0%
00187		20	0.0%
00188		19	0.0%
00189		19	0.0%
00190		19	0.0%
00191		19	0.0%
00192		19	0.0%
00193		19	0.0%
00194		19	0.0%
00195		19	0.0%
00196		19	0.0%
00197		19	0.0%
00198		19	0.0%
00199		19	0.0%
00200		19	0.0%
00201		19	0.0%
00202		19	0.0%
00203		19	0.0%
00204		19	0.0%
00205		19	0.0%
00206		19	0.0%

**File : 33 Pondichery****# SRL\_NO: RUNNING SERIAL NUMBER**

<b>Value</b>	<b>Label</b>	<b>Cases</b>	<b>Percentage</b>
00207		18	0.0%
00208		18	0.0%
00209		18	0.0%
00210		17	0.0%
00211		17	0.0%
00212		17	0.0%
00213		17	0.0%
00214		17	0.0%
00215		17	0.0%
00216		16	0.0%
00217		16	0.0%
00218		15	0.0%
00219		16	0.0%
00220		16	0.0%
00221		16	0.0%
00222		16	0.0%
00223		16	0.0%
00224		16	0.0%
00225		15	0.0%
00226		15	0.0%
00227		14	0.0%
00228		14	0.0%
00229		13	0.0%
00230		12	0.0%
00231		12	0.0%
00232		12	0.0%
00233		12	0.0%
00234		13	0.0%
00235		11	0.0%
00236		11	0.0%
00237		11	0.0%
00238		11	0.0%
00239		11	0.0%
00240		11	0.0%
00241		12	0.0%
00242		11	0.0%
00243		11	0.0%
00244		11	0.0%
00245		10	0.0%
00246		10	0.0%
00247		10	0.0%
00248		10	0.0%
00249		10	0.0%

**File : 33 Pondichery****# SRL\_NO: RUNNING SERIAL NUMBER**

<b>Value</b>	<b>Label</b>	<b>Cases</b>	<b>Percentage</b>
00250		10	0.0%
00251		10	0.0%
00252		11	0.0%
00253		10	0.0%
00254		10	0.0%
00255		10	0.0%
00256		10	0.0%
00257		10	0.0%
00258		10	0.0%
00259		10	0.0%
00260		10	0.0%
00261		10	0.0%
00262		10	0.0%
00263		10	0.0%
00264		10	0.0%
00265		10	0.0%
00266		10	0.0%
00267		10	0.0%
00268		10	0.0%
00269		10	0.0%
00270		10	0.0%
00271		10	0.0%
00272		9	0.0%
00273		9	0.0%
00274		9	0.0%
00275		9	0.0%
00276		9	0.0%
00277		9	0.0%
00278		9	0.0%
00279		9	0.0%
00280		9	0.0%
00281		9	0.0%
00282		9	0.0%
00283		9	0.0%
00284		9	0.0%
00285		9	0.0%
00286		9	0.0%
00287		9	0.0%
00288		9	0.0%
00289		9	0.0%
00290		9	0.0%
00291		9	0.0%
00292		9	0.0%

**File : 33 Pondichery****# SRL\_NO: RUNNING SERIAL NUMBER**

<b>Value</b>	<b>Label</b>	<b>Cases</b>	<b>Percentage</b>
00293		9	0.0%
00294		9	0.0%
00295		9	0.0%
00296		9	0.0%
00297		9	0.0%
00298		9	0.0%
00299		9	0.0%
00300		9	0.0%
00301		9	0.0%
00302		9	0.0%
00303		9	0.0%
00304		9	0.0%
00305		9	0.0%
00306		9	0.0%
00307		9	0.0%
00308		9	0.0%
00309		9	0.0%
00310		9	0.0%
00311		9	0.0%
00312		10	0.0%
00313		9	0.0%
00314		9	0.0%
00315		9	0.0%
00316		9	0.0%
00317		9	0.0%
00318		9	0.0%
00319		9	0.0%
00320		8	0.0%
00321		8	0.0%
00322		8	0.0%
00323		8	0.0%
00324		7	0.0%
00325		7	0.0%
00326		7	0.0%
00327		7	0.0%
00328		7	0.0%
00329		7	0.0%
00330		7	0.0%
00331		7	0.0%
00332		7	0.0%
00333		8	0.0%
00334		8	0.0%
00335		8	0.0%

**File : 33 Pondichery****# SRL\_NO: RUNNING SERIAL NUMBER**

<b>Value</b>	<b>Label</b>	<b>Cases</b>	<b>Percentage</b>
00336		8	0.0%
00337		8	0.0%
00338		8	0.0%
00339		8	0.0%
00340		8	0.0%
00341		8	0.0%
00342		8	0.0%
00343		6	0.0%
00344		6	0.0%
00345		6	0.0%
00346		6	0.0%
00347		6	0.0%
00348		5	0.0%
00349		5	0.0%
00350		5	0.0%
00351		5	0.0%
00352		5	0.0%
00353		5	0.0%
00354		5	0.0%
00355		5	0.0%
00356		5	0.0%
00357		5	0.0%
00358		5	0.0%
00359		5	0.0%
00360		5	0.0%
00361		5	0.0%
00362		5	0.0%
00363		5	0.0%
00364		4	0.0%
00365		4	0.0%
00366		4	0.0%
00367		4	0.0%
00368		4	0.0%
00369		4	0.0%
00370		5	0.0%
00371		5	0.0%
00372		5	0.0%
00373		5	0.0%
00374		5	0.0%
00375		5	0.0%
00376		5	0.0%
00377		5	0.0%
00378		5	0.0%

**File : 33 Pondichery**

# SRL\_NO: RUNNING SERIAL NUMBER

Value	Label	Cases	Percentage
00379		5	0.0%
00380		5	0.0%
00381		5	0.0%
00382		5	0.0%
00383		5	0.0%
00384		5	0.0%
00385		5	0.0%
00386		5	0.0%
00387		5	0.0%
00388		5	0.0%
00389		5	0.0%
00390		5	0.0%
00391		5	0.0%
00392		5	0.0%
00393		5	0.0%
00394		5	0.0%
00395		5	0.0%
00396		5	0.0%
00397		5	0.0%
00398		5	0.0%
00399		5	0.0%
00400		5	0.0%
00401		5	0.0%
00402		5	0.0%
00403		5	0.0%
00404		5	0.0%
00405		5	0.0%
00406		5	0.0%
00407		5	0.0%
00408		5	0.0%
00409		5	0.0%
00410		5	0.0%
00411		5	0.0%
00412		5	0.0%
00413		5	0.0%
00414		5	0.0%
00415		5	0.0%
00416		5	0.0%
00417		5	0.0%
00418		5	0.0%
00419		5	0.0%
00420		5	0.0%
00421		5	0.0%



**File : 33 Pondichery****# SRL\_NO: RUNNING SERIAL NUMBER**

<b>Value</b>	<b>Label</b>	<b>Cases</b>	<b>Percentage</b>
00422		5	0.0%
00423		5	0.0%
00424		5	0.0%
00425		5	0.0%
00426		5	0.0%
00427		5	0.0%
00428		5	0.0%
00429		5	0.0%
00430		5	0.0%
00431		5	0.0%
00432		5	0.0%
00433		5	0.0%
00434		5	0.0%
00435		5	0.0%
00436		5	0.0%
00437		5	0.0%
00438		5	0.0%
00439		5	0.0%
00440		5	0.0%
00441		5	0.0%
00442		5	0.0%
00443		5	0.0%
00444		5	0.0%
00445		5	0.0%
00446		5	0.0%
00447		5	0.0%
00448		5	0.0%
00449		5	0.0%
00450		5	0.0%
00451		5	0.0%
00452		5	0.0%
00453		5	0.0%
00454		5	0.0%
00455		5	0.0%
00456		5	0.0%
00457		5	0.0%
00458		5	0.0%
00459		5	0.0%
00460		5	0.0%
00461		5	0.0%
00462		4	0.0%
00463		5	0.0%
00464		5	0.0%

**File : 33 Pondichery****# SRL\_NO: RUNNING SERIAL NUMBER**

<b>Value</b>	<b>Label</b>	<b>Cases</b>	<b>Percentage</b>
00465		5	0.0%
00466		5	0.0%
00467		5	0.0%
00468		5	0.0%
00469		5	0.0%
00470		5	0.0%
00471		5	0.0%
00472		5	0.0%
00473		5	0.0%
00474		5	0.0%
00475		5	0.0%
00476		5	0.0%
00477		5	0.0%
00478		5	0.0%
00479		5	0.0%
00480		5	0.0%
00481		5	0.0%
00482		5	0.0%
00483		5	0.0%
00484		5	0.0%
00485		5	0.0%
00486		5	0.0%
00487		5	0.0%
00488		5	0.0%
00489		5	0.0%
00490		5	0.0%
00491		5	0.0%
00492		5	0.0%
00493		5	0.0%
00494		5	0.0%
00495		5	0.0%
00496		5	0.0%
00497		5	0.0%
00498		5	0.0%
00499		5	0.0%
00500		4	0.0%
00501		4	0.0%
00502		4	0.0%
00503		4	0.0%
00504		4	0.0%
00505		4	0.0%
00506		4	0.0%
00507		4	0.0%

**File : 33 Pondichery**

# SRL\_NO: RUNNING SERIAL NUMBER

Value	Label	Cases	Percentage
00508		4	0.0%
00509		4	0.0%
00510		3	0.0%
00511		3	0.0%
00512		3	0.0%
00513		3	0.0%
00514		3	0.0%
00515		3	0.0%
00516		3	0.0%
00517		3	0.0%
00518		3	0.0%
00519		3	0.0%
00520		3	0.0%
00521		3	0.0%
00522		3	0.0%
00523		3	0.0%
00524		3	0.0%
00525		3	0.0%
00526		3	0.0%
00527		3	0.0%
00528		3	0.0%
00529		3	0.0%
00530		3	0.0%
00531		3	0.0%
00532		3	0.0%
00533		2	0.0%
00534		2	0.0%
00535		2	0.0%
00536		2	0.0%
00537		2	0.0%
00538		2	0.0%
00539		2	0.0%
00540		2	0.0%
00541		2	0.0%
00542		2	0.0%
00543		2	0.0%
00544		2	0.0%
00545		2	0.0%
00546		2	0.0%
00547		2	0.0%
00548		2	0.0%
00549		2	0.0%
00550		2	0.0%

**File : 33 Pondichery**

# SRL\_NO: RUNNING SERIAL NUMBER

Value	Label	Cases	Percentage
00551		2	0.0%
00552		2	0.0%
00553		2	0.0%
00554		2	0.0%
00555		2	0.0%
00556		2	0.0%
00557		1	0.0%
00558		1	0.0%
00559		2	0.0%
00560		2	0.0%
00561		2	0.0%
00562		2	0.0%
00563		2	0.0%
00564		2	0.0%
00565		2	0.0%
00566		2	0.0%
00567		2	0.0%
00568		2	0.0%
00569		2	0.0%
00570		2	0.0%
00571		2	0.0%
00572		2	0.0%
00573		2	0.0%
00574		2	0.0%
00575		2	0.0%
00576		2	0.0%
00577		2	0.0%
00578		2	0.0%
00579		2	0.0%
00580		2	0.0%
00581		2	0.0%
00582		2	0.0%
00583		2	0.0%
00584		2	0.0%
00585		2	0.0%
00586		2	0.0%
00587		2	0.0%
00588		2	0.0%
00589		2	0.0%
00590		2	0.0%
00591		2	0.0%
00592		2	0.0%
00593		2	0.0%

**File : 33 Pondichery**

# SRL\_NO: RUNNING SERIAL NUMBER

Value	Label	Cases	Percentage
00594		2	0.0%
00595		2	0.0%
00596		2	0.0%
00597		2	0.0%
00598		2	0.0%
00599		2	0.0%
00600		2	0.0%
00601		2	0.0%
00602		2	0.0%
00603		2	0.0%
00604		2	0.0%
00605		2	0.0%
00606		2	0.0%
00607		2	0.0%
00608		2	0.0%
00609		2	0.0%
00610		2	0.0%
00611		2	0.0%
00612		2	0.0%
00613		2	0.0%
00614		2	0.0%
00615		2	0.0%
00616		2	0.0%
00617		2	0.0%
00618		2	0.0%
00619		2	0.0%
00620		2	0.0%
00621		2	0.0%
00622		2	0.0%
00623		2	0.0%
00624		2	0.0%
00625		2	0.0%
00626		2	0.0%
00627		2	0.0%
00628		2	0.0%
00629		2	0.0%
00630		2	0.0%
00631		2	0.0%
00632		2	0.0%
00633		2	0.0%
00634		2	0.0%
00635		2	0.0%
00636		2	0.0%

**File : 33 Pondichery****# SRL\_NO: RUNNING SERIAL NUMBER**

<b>Value</b>	<b>Label</b>	<b>Cases</b>	<b>Percentage</b>
00637		2	0.0%
00638		2	0.0%
00639		2	0.0%
00640		2	0.0%
00641		2	0.0%
00642		2	0.0%
00643		2	0.0%
00644		2	0.0%
00645		2	0.0%
00646		2	0.0%
00647		2	0.0%
00648		2	0.0%
00649		2	0.0%
00650		2	0.0%
00651		2	0.0%
00652		2	0.0%
00653		2	0.0%
00654		2	0.0%
00655		2	0.0%
00656		2	0.0%
00657		2	0.0%
00658		2	0.0%
00659		2	0.0%
00660		2	0.0%
00661		2	0.0%
00662		2	0.0%
00663		2	0.0%
00664		2	0.0%
00665		2	0.0%
00666		2	0.0%
00667		2	0.0%
00668		2	0.0%
00669		2	0.0%
00670		2	0.0%
00671		2	0.0%
00672		2	0.0%
00673		2	0.0%
00674		2	0.0%
00675		2	0.0%
00676		2	0.0%
00677		2	0.0%
00678		2	0.0%
00679		2	0.0%

**File : 33 Pondichery****# SRL\_NO: RUNNING SERIAL NUMBER**

<b>Value</b>	<b>Label</b>	<b>Cases</b>	<b>Percentage</b>
00680		2	0.0%
00681		2	0.0%
00682		2	0.0%
00683		2	0.0%
00684		2	0.0%
00685		2	0.0%
00686		2	0.0%
00687		2	0.0%
00688		2	0.0%
00689		2	0.0%
00690		2	0.0%
00691		2	0.0%
00692		2	0.0%
00693		2	0.0%
00694		2	0.0%
00695		2	0.0%
00696		2	0.0%
00697		2	0.0%
00698		2	0.0%
00699		2	0.0%
00700		2	0.0%
00701		2	0.0%
00702		2	0.0%
00703		2	0.0%
00704		2	0.0%
00705		2	0.0%
00706		2	0.0%
00707		2	0.0%
00708		2	0.0%
00709		2	0.0%
00710		2	0.0%
00711		2	0.0%
00712		2	0.0%
00713		2	0.0%
00714		2	0.0%
00715		2	0.0%
00716		2	0.0%
00717		2	0.0%
00718		2	0.0%
00719		1	0.0%
00720		1	0.0%
00721		1	0.0%
00722		1	0.0%

**File : 33 Pondichery**

# SRL\_NO: RUNNING SERIAL NUMBER

Value	Label	Cases	Percentage
00723		1	0.0%
00724		1	0.0%
00725		1	0.0%
00726		1	0.0%
00727		1	0.0%
00728		1	0.0%
00729		1	0.0%
00730		1	0.0%
00731		1	0.0%
00732		1	0.0%
00733		1	0.0%
00734		1	0.0%
00735		1	0.0%
00736		1	0.0%
00737		1	0.0%
00738		1	0.0%
00739		1	0.0%
00740		1	0.0%
00741		1	0.0%
00742		1	0.0%
00743		1	0.0%
00744		1	0.0%
00745		1	0.0%
00746		1	0.0%
00747		1	0.0%
00748		1	0.0%
00749		1	0.0%
00750		1	0.0%
00751		1	0.0%
00752		1	0.0%
00753		1	0.0%
00754		1	0.0%
00755		1	0.0%
00756		1	0.0%
00757		1	0.0%
00758		1	0.0%
00759		1	0.0%
00760		1	0.0%
00761		1	0.0%
00762		1	0.0%
00763		1	0.0%
00764		1	0.0%
00765		1	0.0%



**File : 33 Pondichery**

# SRL\_NO: RUNNING SERIAL NUMBER

Value	Label	Cases	Percentage
00766		1	0.0%
00767		1	0.0%
00768		1	0.0%
00769		1	0.0%
00770		1	0.0%
00771		1	0.0%
00772		1	0.0%
00773		1	0.0%
00774		1	0.0%
00775		1	0.0%
00776		1	0.0%
00777		1	0.0%
00778		1	0.0%
00779		1	0.0%
00780		1	0.0%
00781		1	0.0%
00782		1	0.0%
00783		1	0.0%
00784		1	0.0%
00785		1	0.0%
00786		1	0.0%
00787		1	0.0%
00788		1	0.0%
00789		1	0.0%
00790		1	0.0%
00791		1	0.0%
00792		1	0.0%
00793		1	0.0%
00794		1	0.0%
00795		1	0.0%
00796		1	0.0%
00797		1	0.0%
00798		1	0.0%
00799		1	0.0%
00800		1	0.0%
00801		1	0.0%
00802		1	0.0%
00803		1	0.0%
00804		1	0.0%
00805		1	0.0%
00806		1	0.0%
00807		1	0.0%
00808		1	0.0%

**File : 33 Pondichery**

# SRL\_NO: RUNNING SERIAL NUMBER

Value	Label	Cases	Percentage
00809		1	0.0%
00810		1	0.0%
00811		1	0.0%
00812		1	0.0%
00813		1	0.0%
00814		1	0.0%
00815		1	0.0%
00816		1	0.0%
00817		1	0.0%
00818		1	0.0%
00819		1	0.0%
00820		1	0.0%
00821		1	0.0%
00822		1	0.0%
00823		1	0.0%
00824		1	0.0%
00825		1	0.0%
00826		1	0.0%
00827		1	0.0%
00828		1	0.0%
00829		1	0.0%
00830		1	0.0%
00831		1	0.0%
00832		1	0.0%
00833		1	0.0%
00834		1	0.0%
00835		1	0.0%
00836		1	0.0%
00837		1	0.0%
00838		1	0.0%
00839		1	0.0%
00840		1	0.0%
00841		1	0.0%
00842		1	0.0%
00843		1	0.0%
00844		1	0.0%
00845		1	0.0%
00846		1	0.0%
00847		1	0.0%
00848		1	0.0%
00849		1	0.0%
00850		1	0.0%
00851		1	0.0%

## File : 33 Pondichery

### # SRL\_NO: RUNNING SERIAL NUMBER

Value	Label	Cases	Percentage
00852		1	0.0%

Warning: these figures indicate the number of cases found in the data file. They cannot be interpreted as summary statistics of the population of interest.

### # NIC: NIC

<b>Information</b>	[Type= discrete] [Format=character] [Missing=*]
<b>Statistics [NW/ W]</b>	[Valid=42807 /-] [Invalid=0 /-]

Frequency table not shown (1304 Modalities)

### # AGRI\_NON\_AGRI: AGRI.AND NON-AGRI.

<b>Information</b>	[Type= discrete] [Format=character] [Missing=*]
<b>Statistics [NW/ W]</b>	[Valid=42807 /-] [Invalid=0 /-]

Value	Label	Cases	Percentage
1	Agriculture	4352	10.2%
2	Non-Agriculture	38455	89.8%

Warning: these figures indicate the number of cases found in the data file. They cannot be interpreted as summary statistics of the population of interest.

### # NOP: NATURE OF OPERATION

<b>Information</b>	[Type= discrete] [Format=character] [Missing=*]
<b>Statistics [NW/ W]</b>	[Valid=42807 /-] [Invalid=0 /-]

Value	Label	Cases	Percentage
1	Perennial	41078	96.0%
2	Non-Perennial	1729	4.0%

Warning: these figures indicate the number of cases found in the data file. They cannot be interpreted as summary statistics of the population of interest.

### # OWN\_SHIP: OWNERSHIP CODE

<b>Information</b>	[Type= discrete] [Format=character] [Missing=*]
<b>Statistics [NW/ W]</b>	[Valid=42807 /-] [Invalid=0 /-]

Value	Label	Cases	Percentage
1	Private Non-Profit Institutions	1301	3.0%
2	Private Others	38002	88.8%
3	Co-operatives	455	1.1%
4	Governments	3049	7.1%

Warning: these figures indicate the number of cases found in the data file. They cannot be interpreted as summary statistics of the population of interest.

### # SG: SOCIAL GROUP CODE

<b>Information</b>	[Type= discrete] [Format=character] [Missing=*]
<b>Statistics [NW/ W]</b>	[Valid=42807 /-] [Invalid=0 /-]

Value	Label	Cases	Percentage
1	ST Female	108	0.3%
2	ST Male	289	0.7%
3	SC Female	632	1.5%
4	SC Male	2137	5.0%
5	OBC Female	3016	7.0%
6	OBC Male	22610	52.8%
7	Others Female	909	2.1%

## File : 33 Pondichery

### # SG: SOCIAL GROUP CODE

Value	Label	Cases	Percentage
8	Others Male	8301	19.4%
9	Other than private enterprises	4805	11.2%

Warning: these figures indicate the number of cases found in the data file. They cannot be interpreted as summary statistics of the population of interest.

### # P\_F\_USED: POWER/FUEL USED

<b>Information</b>	[Type= discrete] [Format=character] [Missing=*]
<b>Statistics [NW/ W]</b>	[Valid=42807 /-] [Invalid=0 /-]

Value	Label	Cases	Percentage
0	Without power	30462	71.2%
1	Electricity	6745	15.8%
2	Coal/soft coke	861	2.0%
3	Patrol/Diesel	1336	3.1%
4	LPG/Natural Gas	264	0.6%
5	Fire wood	1537	3.6%
6	Kerosene	1188	2.8%
7	Animal power	187	0.4%
8	"Non-conventional energy (bio-gas, solar & wind energy)	25	0.1%
9	Others	202	0.5%

Warning: these figures indicate the number of cases found in the data file. They cannot be interpreted as summary statistics of the population of interest.

### # Y\_OPRA: YEAR OF OPERATION

<b>Information</b>	[Type= discrete] [Format=character] [Missing=*]
<b>Statistics [NW/ W]</b>	[Valid=42807 /-] [Invalid=0 /-]

Value	Label	Cases	Percentage
0	Less than 1 year	3158	7.4%
1	Completed 1 year	4048	9.5%
2	Completed 2 years	4300	10.0%
3	Completed 3 years	3620	8.5%
4	Completed 4 years	2635	6.2%
5	Completed 5 years	3914	9.1%
6	Completed 6 years	1715	4.0%
7	Completed 7 years	1143	2.7%
8	Completed 8 years	1051	2.5%
9	Completed 9 years or more	17223	40.2%

Warning: these figures indicate the number of cases found in the data file. They cannot be interpreted as summary statistics of the population of interest.

### # REGISN: REGISTRATION CODE

<b>Information</b>	[Type= discrete] [Format=character] [Missing=*]
<b>Statistics [NW/ W]</b>	[Valid=42807 /-] [Invalid=0 /-]

Value	Label	Cases	Percentage
00		38652	90.3%
11		935	2.2%
12		377	0.9%
13		4	0.0%

## File : 33 Pondichery

### # REGISN: REGISTRATION CODE

Value	Label	Cases	Percentage
14		3	0.0%
15		4	0.0%
16		1	0.0%
22		2378	5.6%
25		1	0.0%
33		50	0.1%
44		226	0.5%
55		40	0.1%
66		34	0.1%
77		2	0.0%
88		1	0.0%
99		99	0.2%

*Warning: these figures indicate the number of cases found in the data file. They cannot be interpreted as summary statistics of the population of interest.*

### # SOF: SOURCE OF FINANCE

<b>Information</b>	[Type= discrete] [Format=character] [Missing=*]
<b>Statistics [NW/ W]</b>	[Valid=42807 /-] [Invalid=0 /-]

Value	Label	Cases	Percentage
1	Assistance under IRDP	401	0.9%
2	Assistance under other poverty alleviation programs(TRYSEM/ DWCARA/toll kits)	322	0.8%
3	Borrowing from institutions	1765	4.1%
4	Borrowing from non-instituions	1204	2.8%
5	Self financing	33758	78.9%
6	Others	5357	12.5%

*Warning: these figures indicate the number of cases found in the data file. They cannot be interpreted as summary statistics of the population of interest.*

### # T\_ADULT\_M: TOTAL ADULT MALE

<b>Information</b>	[Type= discrete] [Format=character] [Missing=*]
<b>Statistics [NW/ W]</b>	[Valid=42807 /-] [Invalid=0 /-]

Value	Label	Cases	Percentage
00000		5207	12.2%
00001		20126	47.0%
00002		7614	17.8%
00003		3461	8.1%
00004		1824	4.3%
00005		1122	2.6%
00006		708	1.7%
00007		454	1.1%
00008		279	0.7%
00009		203	0.5%
00010		295	0.7%
00011		148	0.3%
00012		130	0.3%

## File : 33 Pondichery

### # T\_ADULT\_M: TOTAL ADULT MALE

Value	Label	Cases	Percentage
00013		95	0.2%
00014		66	0.2%
00015		122	0.3%
00016		69	0.2%
00017		62	0.1%
00018		53	0.1%
00019		35	0.1%
00020		71	0.2%
00021		32	0.1%
00022		38	0.1%
00023		20	0.0%
00024		23	0.1%
00025		36	0.1%
00026		18	0.0%
00027		23	0.1%
00028		7	0.0%
00029		18	0.0%
00030		24	0.1%
00031		14	0.0%
00032		14	0.0%
00033		11	0.0%
00034		9	0.0%
00035		25	0.1%
00036		11	0.0%
00037		12	0.0%
00038		13	0.0%
00039		5	0.0%
00040		12	0.0%
00041		6	0.0%
00042		15	0.0%
00043		8	0.0%
00044		5	0.0%
00045		7	0.0%
00046		6	0.0%
00047		6	0.0%
00048		6	0.0%
00049		2	0.0%
00050		9	0.0%
00051		4	0.0%
00052		4	0.0%
00053		1	0.0%
00054		5	0.0%
00055		4	0.0%

## File : 33 Pondichery

### # T\_ADULT\_M: TOTAL ADULT MALE

Value	Label	Cases	Percentage
00056		4	0.0%
00057		4	0.0%
00058		8	0.0%
00059		7	0.0%
00060		7	0.0%
00061		3	0.0%
00062		7	0.0%
00064		3	0.0%
00065		3	0.0%
00066		1	0.0%
00068		5	0.0%
00069		2	0.0%
00070		2	0.0%
00071		2	0.0%
00072		1	0.0%
00073		3	0.0%
00074		3	0.0%
00075		8	0.0%
00077		2	0.0%
00078		3	0.0%
00080		2	0.0%
00081		2	0.0%
00082		1	0.0%
00083		1	0.0%
00084		1	0.0%
00085		2	0.0%
00086		1	0.0%
00087		1	0.0%
00090		2	0.0%
00092		1	0.0%
00094		2	0.0%
00095		3	0.0%
00098		2	0.0%
00099		1	0.0%
00100		3	0.0%
00101		1	0.0%
00103		1	0.0%
00105		1	0.0%
00106		5	0.0%
00107		3	0.0%
00108		3	0.0%
00109		2	0.0%
00112		1	0.0%

**File : 33 Pondichery****# T\_ADULT\_M: TOTAL ADULT MALE**

<b>Value</b>	<b>Label</b>	<b>Cases</b>	<b>Percentage</b>
00113		2	0.0%
00117		1	0.0%
00118		1	0.0%
00120		2	0.0%
00121		1	0.0%
00122		3	0.0%
00123		1	0.0%
00124		2	0.0%
00125		1	0.0%
00127		1	0.0%
00130		2	0.0%
00131		1	0.0%
00134		1	0.0%
00135		1	0.0%
00138		1	0.0%
00140		1	0.0%
00141		1	0.0%
00149		1	0.0%
00150		5	0.0%
00163		1	0.0%
00169		1	0.0%
00170		1	0.0%
00176		1	0.0%
00178		2	0.0%
00179		1	0.0%
00180		1	0.0%
00189		1	0.0%
00190		1	0.0%
00193		1	0.0%
00196		1	0.0%
00203		1	0.0%
00228		1	0.0%
00230		1	0.0%
00235		1	0.0%
00248		1	0.0%
00250		2	0.0%
00255		1	0.0%
00262		1	0.0%
00265		1	0.0%
00266		1	0.0%
00274		1	0.0%
00275		1	0.0%
00282		1	0.0%



## File : 33 Pondichery

### # T\_ADULT\_M: TOTAL ADULT MALE

Value	Label	Cases	Percentage
00285		1	0.0%
00289		1	0.0%
00300		1	0.0%
00309		1	0.0%
00311		1	0.0%
00330		1	0.0%
00342		1	0.0%
00345		1	0.0%
00362		1	0.0%
00363		1	0.0%
00375		1	0.0%
00390		1	0.0%
00405		1	0.0%
00418		1	0.0%
00435		1	0.0%
00437		1	0.0%
00450		1	0.0%
00478		1	0.0%
00483		1	0.0%
00494		1	0.0%
00500		1	0.0%
00542		1	0.0%
00550		1	0.0%
00578		1	0.0%
00582		1	0.0%
00616		1	0.0%
00636		1	0.0%
00651		1	0.0%
00714		1	0.0%
00761		1	0.0%
00770		1	0.0%
00952		1	0.0%
01941		1	0.0%
02304		1	0.0%
04535		1	0.0%

*Warning: these figures indicate the number of cases found in the data file. They cannot be interpreted as summary statistics of the population of interest.*

### # T\_ADULT\_F: TOTAL ADULT FEMALE

<b>Information</b>	[Type= discrete] [Format=character] [Missing=*]		
<b>Statistics [NW/ W]</b>	[Valid=42807 /-] [Invalid=0 /-]		
Value	Label	Cases	Percentage
00000		30196	70.5%
00001		8675	20.3%
00002		1858	4.3%

## File : 33 Pondichery

### # T\_ADULT\_F: TOTAL ADULT FEMALE

Value	Label	Cases	Percentage
00003		495	1.2%
00004		317	0.7%
00005		244	0.6%
00006		168	0.4%
00007		103	0.2%
00008		97	0.2%
00009		59	0.1%
00010		116	0.3%
00011		29	0.1%
00012		42	0.1%
00013		23	0.1%
00014		25	0.1%
00015		49	0.1%
00016		27	0.1%
00017		16	0.0%
00018		27	0.1%
00019		8	0.0%
00020		37	0.1%
00021		4	0.0%
00022		11	0.0%
00023		4	0.0%
00024		7	0.0%
00025		18	0.0%
00026		6	0.0%
00027		3	0.0%
00028		4	0.0%
00029		2	0.0%
00030		17	0.0%
00031		4	0.0%
00032		2	0.0%
00033		3	0.0%
00034		5	0.0%
00035		10	0.0%
00036		2	0.0%
00037		2	0.0%
00038		3	0.0%
00039		3	0.0%
00040		10	0.0%
00041		1	0.0%
00042		3	0.0%
00043		2	0.0%
00044		3	0.0%
00045		5	0.0%

## File : 33 Pondichery

### # T\_ADULT\_F: TOTAL ADULT FEMALE

Value	Label	Cases	Percentage
00046		4	0.0%
00047		2	0.0%
00048		1	0.0%
00050		3	0.0%
00051		1	0.0%
00052		1	0.0%
00053		1	0.0%
00054		4	0.0%
00055		1	0.0%
00056		1	0.0%
00058		1	0.0%
00060		1	0.0%
00061		1	0.0%
00064		2	0.0%
00065		2	0.0%
00069		1	0.0%
00070		1	0.0%
00072		2	0.0%
00078		2	0.0%
00079		2	0.0%
00086		1	0.0%
00090		2	0.0%
00093		1	0.0%
00095		2	0.0%
00096		1	0.0%
00102		1	0.0%
00113		1	0.0%
00126		1	0.0%
00135		1	0.0%
00142		1	0.0%
00143		1	0.0%
00145		1	0.0%
00154		1	0.0%
00157		1	0.0%
00165		1	0.0%
00200		3	0.0%
00267		1	0.0%
00268		1	0.0%
00280		1	0.0%
00320		1	0.0%
00350		1	0.0%
00359		1	0.0%
00655		1	0.0%

## File : 33 Pondichery

### # T\_ADULT\_F: TOTAL ADULT FEMALE

Value	Label	Cases	Percentage
00965		1	0.0%

*Warning: these figures indicate the number of cases found in the data file. They cannot be interpreted as summary statistics of the population of interest.*

### # T\_CHILD\_M: TOTAL CHIELD MALE

<b>Information</b>	[Type= discrete] [Format=character] [Missing=*]
--------------------	---

<b>Statistics [NW/ W]</b>	[Valid=42807 /-] [Invalid=0 /-]
---------------------------	---------------------------------

Value	Label	Cases	Percentage
00000		41465	96.9%
00001		1042	2.4%
00002		233	0.5%
00003		45	0.1%
00004		12	0.0%
00005		4	0.0%
00006		2	0.0%
00007		2	0.0%
00008		1	0.0%
00009		1	0.0%

*Warning: these figures indicate the number of cases found in the data file. They cannot be interpreted as summary statistics of the population of interest.*

### # T\_CHILD\_F: TOTAL CHIELD FEMALE

<b>Information</b>	[Type= discrete] [Format=character] [Missing=*]
--------------------	---

<b>Statistics [NW/ W]</b>	[Valid=42807 /-] [Invalid=0 /-]
---------------------------	---------------------------------

Value	Label	Cases	Percentage
00000		42653	99.6%
00001		121	0.3%
00002		24	0.1%
00003		7	0.0%
00004		1	0.0%
00006		1	0.0%

*Warning: these figures indicate the number of cases found in the data file. They cannot be interpreted as summary statistics of the population of interest.*

### # TOT: TOTAL OF TOTAL

<b>Information</b>	[Type= discrete] [Format=character] [Missing=*]
--------------------	---

<b>Statistics [NW/ W]</b>	[Valid=42807 /-] [Invalid=0 /-]
---------------------------	---------------------------------

Value	Label	Cases	Percentage
00001		20047	46.8%
00002		10681	25.0%
00003		4049	9.5%
00004		2170	5.1%
00005		1323	3.1%
00006		882	2.1%
00007		577	1.3%
00008		373	0.9%
00009		261	0.6%

## File : 33 Pondichery

### # TOT: TOTAL OF TOTAL

Value	Label	Cases	Percentage
00010		339	0.8%
00011		212	0.5%
00012		160	0.4%
00013		113	0.3%
00014		90	0.2%
00015		138	0.3%
00016		104	0.2%
00017		73	0.2%
00018		73	0.2%
00019		67	0.2%
00020		96	0.2%
00021		60	0.1%
00022		58	0.1%
00023		28	0.1%
00024		32	0.1%
00025		61	0.1%
00026		31	0.1%
00027		20	0.0%
00028		28	0.1%
00029		18	0.0%
00030		40	0.1%
00031		26	0.1%
00032		24	0.1%
00033		19	0.0%
00034		10	0.0%
00035		25	0.1%
00036		21	0.0%
00037		16	0.0%
00038		11	0.0%
00039		10	0.0%
00040		20	0.0%
00041		16	0.0%
00042		10	0.0%
00043		10	0.0%
00044		8	0.0%
00045		12	0.0%
00046		10	0.0%
00047		8	0.0%
00048		3	0.0%
00049		5	0.0%
00050		15	0.0%
00051		14	0.0%
00052		4	0.0%

**File : 33 Pondichery****# TOT: TOTAL OF TOTAL**

<b>Value</b>	<b>Label</b>	<b>Cases</b>	<b>Percentage</b>
00053		4	0.0%
00054		9	0.0%
00055		10	0.0%
00056		5	0.0%
00057		7	0.0%
00058		2	0.0%
00059		4	0.0%
00060		15	0.0%
00061		6	0.0%
00062		5	0.0%
00063		5	0.0%
00064		1	0.0%
00065		3	0.0%
00067		1	0.0%
00068		2	0.0%
00069		3	0.0%
00070		11	0.0%
00071		4	0.0%
00072		2	0.0%
00073		2	0.0%
00074		1	0.0%
00075		7	0.0%
00076		3	0.0%
00077		2	0.0%
00078		3	0.0%
00079		4	0.0%
00080		6	0.0%
00081		4	0.0%
00083		1	0.0%
00084		3	0.0%
00085		2	0.0%
00086		3	0.0%
00087		1	0.0%
00088		3	0.0%
00089		1	0.0%
00091		1	0.0%
00092		3	0.0%
00095		3	0.0%
00096		3	0.0%
00099		1	0.0%
00100		5	0.0%
00101		4	0.0%
00102		1	0.0%

**File : 33 Pondichery****# TOT: TOTAL OF TOTAL**

<b>Value</b>	<b>Label</b>	<b>Cases</b>	<b>Percentage</b>
00104		1	0.0%
00105		1	0.0%
00106		1	0.0%
00107		3	0.0%
00108		3	0.0%
00109		2	0.0%
00110		1	0.0%
00111		1	0.0%
00112		2	0.0%
00114		1	0.0%
00116		2	0.0%
00117		2	0.0%
00118		2	0.0%
00120		1	0.0%
00121		1	0.0%
00122		1	0.0%
00123		1	0.0%
00124		1	0.0%
00126		2	0.0%
00127		1	0.0%
00128		2	0.0%
00129		2	0.0%
00130		4	0.0%
00131		2	0.0%
00133		1	0.0%
00134		1	0.0%
00137		2	0.0%
00138		1	0.0%
00139		1	0.0%
00140		2	0.0%
00141		2	0.0%
00144		2	0.0%
00145		2	0.0%
00150		1	0.0%
00151		1	0.0%
00152		1	0.0%
00153		1	0.0%
00154		1	0.0%
00157		1	0.0%
00160		2	0.0%
00163		1	0.0%
00164		1	0.0%
00170		3	0.0%

**File : 33 Pondichery****# TOT: TOTAL OF TOTAL**

<b>Value</b>	<b>Label</b>	<b>Cases</b>	<b>Percentage</b>
00177		1	0.0%
00180		2	0.0%
00182		1	0.0%
00187		2	0.0%
00189		1	0.0%
00190		1	0.0%
00191		1	0.0%
00195		3	0.0%
00200		1	0.0%
00201		1	0.0%
00203		1	0.0%
00215		3	0.0%
00229		1	0.0%
00244		1	0.0%
00248		1	0.0%
00250		2	0.0%
00251		1	0.0%
00255		1	0.0%
00266		1	0.0%
00268		1	0.0%
00282		1	0.0%
00283		1	0.0%
00286		1	0.0%
00290		1	0.0%
00300		1	0.0%
00302		1	0.0%
00303		1	0.0%
00311		1	0.0%
00314		1	0.0%
00333		1	0.0%
00337		1	0.0%
00342		1	0.0%
00343		1	0.0%
00347		1	0.0%
00355		1	0.0%
00356		1	0.0%
00375		2	0.0%
00377		1	0.0%
00380		1	0.0%
00410		1	0.0%
00415		1	0.0%
00420		1	0.0%
00422		1	0.0%



## File : 33 Pondichery

### # TOT: TOTAL OF TOTAL

Value	Label	Cases	Percentage
00423		1	0.0%
00474		1	0.0%
00496		1	0.0%
00500		2	0.0%
00560		1	0.0%
00578		1	0.0%
00585		1	0.0%
00608		1	0.0%
00650		1	0.0%
00694		1	0.0%
00705		1	0.0%
00712		1	0.0%
00719		1	0.0%
00784		1	0.0%
00785		1	0.0%
00842		1	0.0%
01220		1	0.0%
01400		1	0.0%
02469		1	0.0%
02596		1	0.0%
04628		1	0.0%

*Warning: these figures indicate the number of cases found in the data file. They cannot be interpreted as summary statistics of the population of interest.*

### # H\_ADULT\_M: HIRED ADULT MALE

**Information** [Type= discrete] [Format=character] [Missing=\*]

**Statistics [NW/ W]** [Valid=42807 /-] [Invalid=0 /-]

Value	Label	Cases	Percentage
00000		25100	58.6%
00001		7372	17.2%
00002		3810	8.9%
00003		1802	4.2%
00004		1170	2.7%
00005		718	1.7%
00006		508	1.2%
00007		292	0.7%
00008		221	0.5%
00009		203	0.5%
00010		257	0.6%
00011		88	0.2%
00012		120	0.3%
00013		71	0.2%
00014		84	0.2%
00015		107	0.2%
00016		53	0.1%

## File : 33 Pondichery

### # H\_ADULT\_M: HIRED ADULT MALE

Value	Label	Cases	Percentage
00017		50	0.1%
00018		58	0.1%
00019		25	0.1%
00020		73	0.2%
00021		21	0.0%
00022		33	0.1%
00023		19	0.0%
00024		23	0.1%
00025		33	0.1%
00026		14	0.0%
00027		21	0.0%
00028		12	0.0%
00029		14	0.0%
00030		28	0.1%
00031		9	0.0%
00032		14	0.0%
00033		10	0.0%
00034		14	0.0%
00035		16	0.0%
00036		12	0.0%
00037		14	0.0%
00038		10	0.0%
00039		3	0.0%
00040		15	0.0%
00041		4	0.0%
00042		14	0.0%
00043		8	0.0%
00044		4	0.0%
00045		11	0.0%
00046		4	0.0%
00047		6	0.0%
00048		5	0.0%
00049		2	0.0%
00050		9	0.0%
00051		4	0.0%
00052		2	0.0%
00053		1	0.0%
00054		6	0.0%
00055		5	0.0%
00056		3	0.0%
00057		4	0.0%
00058		11	0.0%
00059		4	0.0%

## File : 33 Pondichery

### # H\_ADULT\_M: HIRED ADULT MALE

Value	Label	Cases	Percentage
00060		7	0.0%
00061		3	0.0%
00062		6	0.0%
00064		2	0.0%
00065		3	0.0%
00066		1	0.0%
00067		1	0.0%
00068		4	0.0%
00069		3	0.0%
00070		2	0.0%
00071		1	0.0%
00072		1	0.0%
00073		3	0.0%
00074		5	0.0%
00075		7	0.0%
00077		3	0.0%
00078		1	0.0%
00080		2	0.0%
00081		2	0.0%
00082		1	0.0%
00083		1	0.0%
00084		1	0.0%
00085		3	0.0%
00087		1	0.0%
00090		3	0.0%
00092		1	0.0%
00093		1	0.0%
00094		2	0.0%
00095		3	0.0%
00098		1	0.0%
00099		1	0.0%
00100		1	0.0%
00103		1	0.0%
00105		3	0.0%
00106		3	0.0%
00107		3	0.0%
00108		3	0.0%
00109		2	0.0%
00112		1	0.0%
00113		2	0.0%
00117		1	0.0%
00118		1	0.0%
00120		3	0.0%

**File : 33 Pondichery****# H\_ADULT\_M: HIRED ADULT MALE**

<b>Value</b>	<b>Label</b>	<b>Cases</b>	<b>Percentage</b>
00122		3	0.0%
00123		1	0.0%
00124		2	0.0%
00125		1	0.0%
00127		1	0.0%
00130		2	0.0%
00131		1	0.0%
00134		2	0.0%
00138		1	0.0%
00140		1	0.0%
00141		1	0.0%
00149		2	0.0%
00150		4	0.0%
00163		1	0.0%
00169		1	0.0%
00170		1	0.0%
00175		1	0.0%
00177		2	0.0%
00179		1	0.0%
00180		1	0.0%
00189		2	0.0%
00193		1	0.0%
00196		1	0.0%
00203		1	0.0%
00228		1	0.0%
00230		1	0.0%
00235		1	0.0%
00246		1	0.0%
00248		1	0.0%
00250		1	0.0%
00255		1	0.0%
00262		1	0.0%
00265		1	0.0%
00266		1	0.0%
00274		1	0.0%
00275		1	0.0%
00282		1	0.0%
00285		1	0.0%
00289		1	0.0%
00300		1	0.0%
00309		1	0.0%
00311		1	0.0%
00330		1	0.0%

## File : 33 Pondichery

### # H\_ADULT\_M: HIRED ADULT MALE

Value	Label	Cases	Percentage
00340		1	0.0%
00345		1	0.0%
00362		1	0.0%
00363		1	0.0%
00375		1	0.0%
00389		1	0.0%
00405		1	0.0%
00418		1	0.0%
00435		1	0.0%
00437		1	0.0%
00448		1	0.0%
00478		1	0.0%
00483		1	0.0%
00494		1	0.0%
00500		1	0.0%
00542		1	0.0%
00549		1	0.0%
00577		1	0.0%
00582		1	0.0%
00616		1	0.0%
00636		1	0.0%
00650		1	0.0%
00714		1	0.0%
00761		1	0.0%
00770		1	0.0%
00952		1	0.0%
01941		1	0.0%
02304		1	0.0%
04535		1	0.0%

*Warning: these figures indicate the number of cases found in the data file. They cannot be interpreted as summary statistics of the population of interest.*

### # H\_ADULT\_F: HIRED ADULT FEMALE

<b>Information</b>	[Type= discrete] [Format=character] [Missing=*]		
<b>Statistics [NW/ W]</b>	[Valid=42807 /-] [Invalid=0 /-]		
Value	Label	Cases	Percentage
00000		37238	87.0%
00001		2246	5.2%
00002		1405	3.3%
00003		413	1.0%
00004		280	0.7%
00005		236	0.6%
00006		157	0.4%
00007		104	0.2%
00008		95	0.2%

## File : 33 Pondichery

### # H\_ADULT\_F: HIRED ADULT FEMALE

Value	Label	Cases	Percentage
00009		55	0.1%
00010		116	0.3%
00011		28	0.1%
00012		44	0.1%
00013		21	0.0%
00014		25	0.1%
00015		45	0.1%
00016		26	0.1%
00017		19	0.0%
00018		23	0.1%
00019		8	0.0%
00020		35	0.1%
00021		4	0.0%
00022		11	0.0%
00023		4	0.0%
00024		8	0.0%
00025		16	0.0%
00026		6	0.0%
00027		3	0.0%
00028		4	0.0%
00029		2	0.0%
00030		13	0.0%
00031		4	0.0%
00032		2	0.0%
00033		3	0.0%
00034		5	0.0%
00035		10	0.0%
00036		1	0.0%
00037		2	0.0%
00038		3	0.0%
00039		3	0.0%
00040		10	0.0%
00041		1	0.0%
00042		3	0.0%
00043		2	0.0%
00044		2	0.0%
00045		5	0.0%
00046		4	0.0%
00047		2	0.0%
00048		1	0.0%
00050		3	0.0%
00051		1	0.0%
00052		1	0.0%

## File : 33 Pondichery

### # H\_ADULT\_F: HIRED ADULT FEMALE

Value	Label	Cases	Percentage
00053		1	0.0%
00054		4	0.0%
00055		1	0.0%
00056		1	0.0%
00058		1	0.0%
00060		1	0.0%
00061		1	0.0%
00064		3	0.0%
00065		1	0.0%
00069		1	0.0%
00070		1	0.0%
00072		2	0.0%
00078		1	0.0%
00079		2	0.0%
00086		1	0.0%
00090		2	0.0%
00093		1	0.0%
00095		2	0.0%
00096		1	0.0%
00102		1	0.0%
00113		1	0.0%
00126		1	0.0%
00135		1	0.0%
00142		1	0.0%
00143		1	0.0%
00145		1	0.0%
00154		1	0.0%
00155		1	0.0%
00165		1	0.0%
00200		3	0.0%
00267		1	0.0%
00268		1	0.0%
00280		1	0.0%
00320		1	0.0%
00350		1	0.0%
00359		1	0.0%
00655		1	0.0%
00965		1	0.0%

*Warning: these figures indicate the number of cases found in the data file. They cannot be interpreted as summary statistics of the population of interest.*

### # H\_CHILD\_M: HIRED CHIELD MALE

<b>Information</b>	[Type= discrete] [Format=character] [Missing=*]
<b>Statistics [NW/ W]</b>	[Valid=42807 /-] [Invalid=0 /-]

## File : 33 Pondichery

### # H\_CHILD\_M: HIRED CHIELD MALE

Value	Label	Cases	Percentage
00000		41787	97.6%
00001		775	1.8%
00002		184	0.4%
00003		40	0.1%
00004		12	0.0%
00005		4	0.0%
00006		3	0.0%
00008		1	0.0%
00009		1	0.0%

Warning: these figures indicate the number of cases found in the data file. They cannot be interpreted as summary statistics of the population of interest.

### # H\_CHILD\_F: HIRED CHIELD FEMALE

**Information** [Type= discrete] [Format=character] [Missing=\*]

**Statistics [NW/ W]** [Valid=42807 /-] [Invalid=0 /-]

Value	Label	Cases	Percentage
00000		42767	99.9%
00001		27	0.1%
00002		8	0.0%
00003		3	0.0%
00004		1	0.0%
00005		1	0.0%

Warning: these figures indicate the number of cases found in the data file. They cannot be interpreted as summary statistics of the population of interest.

### # T\_HIRED: TOTAL OF HIRED

**Information** [Type= discrete] [Format=character] [Missing=\*]

**Statistics [NW/ W]** [Valid=42807 /-] [Invalid=0 /-]

Value	Label	Cases	Percentage
00000		22870	53.4%
00001		7416	17.3%
00002		4679	10.9%
00003		1965	4.6%
00004		1323	3.1%
00005		799	1.9%
00006		637	1.5%
00007		380	0.9%
00008		297	0.7%
00009		256	0.6%
00010		295	0.7%
00011		139	0.3%
00012		150	0.4%
00013		78	0.2%
00014		91	0.2%
00015		145	0.3%
00016		76	0.2%



## File : 33 Pondichery

### # T\_HIRED: TOTAL OF HIRED

Value	Label	Cases	Percentage
00017		62	0.1%
00018		73	0.2%
00019		52	0.1%
00020		106	0.2%
00021		51	0.1%
00022		40	0.1%
00023		30	0.1%
00024		35	0.1%
00025		51	0.1%
00026		24	0.1%
00027		19	0.0%
00028		28	0.1%
00029		19	0.0%
00030		47	0.1%
00031		20	0.0%
00032		20	0.0%
00033		12	0.0%
00034		16	0.0%
00035		21	0.0%
00036		17	0.0%
00037		16	0.0%
00038		11	0.0%
00039		8	0.0%
00040		26	0.1%
00041		11	0.0%
00042		11	0.0%
00043		9	0.0%
00044		6	0.0%
00045		18	0.0%
00046		9	0.0%
00047		4	0.0%
00048		3	0.0%
00049		5	0.0%
00050		15	0.0%
00051		14	0.0%
00052		2	0.0%
00053		4	0.0%
00054		9	0.0%
00055		10	0.0%
00056		3	0.0%
00057		7	0.0%
00058		5	0.0%
00059		3	0.0%

# File : 33 Pondichery

## # T\_HIRED: TOTAL OF HIRED

Value	Label	Cases	Percentage
00060		18	0.0%
00061		5	0.0%
00062		1	0.0%
00063		5	0.0%
00064		1	0.0%
00065		3	0.0%
00066		1	0.0%
00068		2	0.0%
00069		3	0.0%
00070		13	0.0%
00071		3	0.0%
00072		1	0.0%
00073		2	0.0%
00074		2	0.0%
00075		7	0.0%
00076		2	0.0%
00077		3	0.0%
00078		2	0.0%
00079		5	0.0%
00080		5	0.0%
00081		3	0.0%
00083		1	0.0%
00084		3	0.0%
00085		3	0.0%
00086		2	0.0%
00087		1	0.0%
00088		3	0.0%
00089		1	0.0%
00090		1	0.0%
00091		1	0.0%
00092		4	0.0%
00093		1	0.0%
00094		1	0.0%
00095		2	0.0%
00096		2	0.0%
00099		2	0.0%
00100		2	0.0%
00101		1	0.0%
00102		1	0.0%
00104		1	0.0%
00105		1	0.0%
00106		3	0.0%
00107		1	0.0%

## File : 33 Pondichery

### # T\_HIRED: TOTAL OF HIRED

Value	Label	Cases	Percentage
00108		3	0.0%
00109		2	0.0%
00110		2	0.0%
00111		1	0.0%
00112		1	0.0%
00114		1	0.0%
00115		1	0.0%
00116		1	0.0%
00117		2	0.0%
00118		2	0.0%
00120		2	0.0%
00122		1	0.0%
00123		1	0.0%
00124		1	0.0%
00126		2	0.0%
00127		1	0.0%
00128		2	0.0%
00129		2	0.0%
00130		5	0.0%
00131		1	0.0%
00133		1	0.0%
00134		1	0.0%
00137		2	0.0%
00138		2	0.0%
00140		2	0.0%
00141		2	0.0%
00144		2	0.0%
00145		2	0.0%
00150		1	0.0%
00151		1	0.0%
00152		1	0.0%
00153		1	0.0%
00154		1	0.0%
00155		1	0.0%
00160		2	0.0%
00163		1	0.0%
00164		1	0.0%
00170		3	0.0%
00177		1	0.0%
00179		1	0.0%
00180		1	0.0%
00182		1	0.0%
00187		2	0.0%

# File : 33 Pondichery

## # T\_HIRED: TOTAL OF HIRED

Value	Label	Cases	Percentage
00188		1	0.0%
00189		2	0.0%
00194		1	0.0%
00195		2	0.0%
00199		1	0.0%
00200		1	0.0%
00202		1	0.0%
00214		1	0.0%
00215		2	0.0%
00229		1	0.0%
00244		1	0.0%
00246		1	0.0%
00248		1	0.0%
00250		1	0.0%
00251		1	0.0%
00255		1	0.0%
00266		1	0.0%
00268		1	0.0%
00282		1	0.0%
00283		1	0.0%
00286		1	0.0%
00290		1	0.0%
00297		1	0.0%
00302		1	0.0%
00303		1	0.0%
00311		1	0.0%
00314		1	0.0%
00333		1	0.0%
00337		1	0.0%
00342		1	0.0%
00343		1	0.0%
00347		1	0.0%
00353		1	0.0%
00356		1	0.0%
00375		2	0.0%
00377		1	0.0%
00380		1	0.0%
00410		1	0.0%
00415		1	0.0%
00419		1	0.0%
00422		1	0.0%
00423		1	0.0%
00474		1	0.0%

## File : 33 Pondichery

### # T\_HIRED: TOTAL OF HIRED

Value	Label	Cases	Percentage
00496		1	0.0%
00500		2	0.0%
00559		1	0.0%
00577		1	0.0%
00585		1	0.0%
00608		1	0.0%
00648		1	0.0%
00694		1	0.0%
00704		1	0.0%
00712		1	0.0%
00719		1	0.0%
00784		1	0.0%
00785		1	0.0%
00842		1	0.0%
01220		1	0.0%
01400		1	0.0%
02469		1	0.0%
02596		1	0.0%
04628		1	0.0%

Warning: these figures indicate the number of cases found in the data file. They cannot be interpreted as summary statistics of the population of interest.

### # REMAKS: REMARKS

<b>Information</b>	[Type= discrete] [Format=character] [Missing=*]
<b>Statistics [NW/ W]</b>	[Valid=42807 /-] [Invalid=0 /-]

Value	Label	Cases	Percentage
000		1879	4.4%
001		404	0.9%
002		1240	2.9%
003		1039	2.4%
004		1727	4.0%
005		1872	4.4%
006		2213	5.2%
007		1904	4.4%
008		1955	4.6%
009		1417	3.3%
010		2343	5.5%
011		1455	3.4%
012		1208	2.8%
013		1347	3.1%
014		1265	3.0%
015		1373	3.2%
016		907	2.1%
017		1151	2.7%
018		645	1.5%

## File : 33 Pondichery

### # REMAKS: REMARKS

Value	Label	Cases	Percentage
019		411	1.0%
020		328	0.8%
021		655	1.5%
022		874	2.0%
023		551	1.3%
024		562	1.3%
025		1220	2.9%
026		493	1.2%
027		451	1.1%
028		581	1.4%
029		594	1.4%
030		745	1.7%
031		153	0.4%
032		491	1.1%
034		331	0.8%
035		343	0.8%
036		529	1.2%
037		366	0.9%
038		187	0.4%
039		436	1.0%
042		208	0.5%
043		441	1.0%
046		228	0.5%
047		477	1.1%
049		342	0.8%
050		44	0.1%
053		200	0.5%
059		815	1.9%
061		110	0.3%
068		347	0.8%
088		925	2.2%
095		291	0.7%
143		713	1.7%
290		1	0.0%
888		20	0.0%

Warning: these figures indicate the number of cases found in the data file. They cannot be interpreted as summary statistics of the population of interest.

### # TYPE\_ENTERP: TYPE OF ENTERPRISE

Information [Type= discrete] [Format=character] [Missing=\*]

Statistics [NW/ W] [Valid=42807 /-] [Invalid=0 /-]

Value	Label	Cases	Percentage
1		22870	53.4%
2		15520	36.3%
3		4417	10.3%

## File : 33 Pondichery

### # TYPE\_ENTERP: TYPE OF ENTERPRISE

*Warning: these figures indicate the number of cases found in the data file. They cannot be interpreted as summary statistics of the population of interest.*

### # MAJOR\_ACT: MAJOR ACTIVITY CODE

**Information** [Type= discrete] [Format=character] [Missing=\*]

**Statistics [NW/ W]** [Valid=42807 /-] [Invalid=0 /-]

Value	Label	Cases	Percentage
01		3408	8.0%
02		944	2.2%
04		1	0.0%
05		4066	9.5%
06		294	0.7%
07		611	1.4%
08		496	1.2%
09		15558	36.3%
10		2480	5.8%
11		1288	3.0%
12		110	0.3%
13		291	0.7%
14		2266	5.3%
15		10994	25.7%

*Warning: these figures indicate the number of cases found in the data file. They cannot be interpreted as summary statistics of the population of interest.*

### # SIZE\_EMP1: SIZE OF EMPLOYMENT CODE-

**Information** [Type= discrete] [Format=character] [Missing=\*]

**Statistics [NW/ W]** [Valid=42807 /-] [Invalid=0 /-]

Value	Label	Cases	Percentage
1	Employee size 0 to 1	20047	46.8%
2	Employee size 2	10681	25.0%
3	Employee size 3	4049	9.5%
4	Employee size 4	2170	5.1%
5	Employee size 5	1323	3.1%
6	Employee size 6 to 9	2093	4.9%
7	Employee size >9	2444	5.7%

*Warning: these figures indicate the number of cases found in the data file. They cannot be interpreted as summary statistics of the population of interest.*

### # SIZE\_EMP2: SIZE OF EMPLOYMENT CODE-

**Information** [Type= discrete] [Format=character] [Missing=\*]

**Statistics [NW/ W]** [Valid=42807 /-] [Invalid=0 /-]

Value	Label	Cases	Percentage
01	Employee size 0 to 1	20047	46.8%
02	Employee size 2	10681	25.0%
03	Employee size 3	4049	9.5%
04	Employee size 4	2170	5.1%
05	Employee size 5	1323	3.1%
07	Employee size 6 to 9	2093	4.9%

## File : 33 Pondichery

### # SIZE\_EMP2: SIZE OF EMPLOYMENT CODE-

Value	Label	Cases	Percentage
08	Employee size 10 to 14	914	2.1%
09	Employee size 15 to 19	455	1.1%
10	Employee size 20 to 24	274	0.6%
11	Employee size 25 to 49	462	1.1%
12	Employee size 50 to 99	189	0.4%
13	Employee size 100 to 199	89	0.2%
14	Employee size 200 to 499	42	0.1%
15	Employee size >=500	19	0.0%

*Warning: these figures indicate the number of cases found in the data file. They cannot be interpreted as summary statistics of the population of interest.*

### # FITTER: FILLER

<b>Information</b>	[Type= discrete] [Format=character] [Missing=*]
<b>Statistics [NW/ W]</b>	[Valid=42807 /-] [Invalid=0 /-]

Value	Label	Cases	Percentage
0		42807	100.0%

*Warning: these figures indicate the number of cases found in the data file. They cannot be interpreted as summary statistics of the population of interest.*



## File : 34 Jharkhand

### # FILE\_ID: FILE-ID

**Information** [Type= discrete] [Format=character] [Missing=\*]

**Statistics [NW/ W]** [Valid=398910 /-] [Invalid=0 /-]

Value	Label	Cases	Percentage
EC98AD		398910	100.0%

*Warning: these figures indicate the number of cases found in the data file. They cannot be interpreted as summary statistics of the population of interest.*

### # ID\_NO: IDENTIFICATION NO (ID NO)

**Information** [Type= discrete] [Format=character] [Missing=\*]

**Statistics [NW/ W]** [Valid=398910 /-] [Invalid=0 /-]

### # ST: STATE CODE

**Information** [Type= discrete] [Format=character] [Missing=\*]

**Statistics [NW/ W]** [Valid=398910 /-] [Invalid=0 /-]

Value	Label	Cases	Percentage
34	Jharkhand	398910	100.0%

*Warning: these figures indicate the number of cases found in the data file. They cannot be interpreted as summary statistics of the population of interest.*

### # DT: DISTRICT CODE

**Information** [Type= discrete] [Format=character] [Missing=\*]

**Statistics [NW/ W]** [Valid=398910 /-] [Invalid=0 /-]

Value	Label	Cases	Percentage
28	GODDA	13489	3.4%
29	SAHIBGANJ	11870	3.0%
30	DUMKA	30439	7.6%
31	DEOGHAR	20123	5.0%
32	DHANBAD	40543	10.2%
33	GIRIDIH	26205	6.6%
34	HAZARIBAGH	34384	8.6%
35	PALAMU	19629	4.9%
36	LAHARDAGA	6205	1.6%
37	GUMLA	18323	4.6%
38	RANCHI	56102	14.1%
39	PUR. SINGHBHUM	34508	8.7%
40	PAS. SINGHBHUM	27291	6.8%
48	PAKUR	8954	2.2%
49	BOKARO	27039	6.8%
50	KODARMA	8406	2.1%
51	CHATRA	6402	1.6%
52	GARHWA	8998	2.3%

*Warning: these figures indicate the number of cases found in the data file. They cannot be interpreted as summary statistics of the population of interest.*

### # TEH: TEHSIL CODE

**Information** [Type= discrete] [Format=character] [Missing=\*]

**Statistics [NW/ W]** [Valid=398910 /-] [Invalid=0 /-]

## File : 34 Jharkhand

### # TEH: TEHSIL CODE

Value	Label	Cases	Percentage
000		138510	34.7%
001		22713	5.7%
002		23958	6.0%
003		24978	6.3%
004		22387	5.6%
005		29230	7.3%
006		28603	7.2%
007		21235	5.3%
008		19343	4.8%
009		9174	2.3%
010		9653	2.4%
011		8465	2.1%
012		8830	2.2%
013		6678	1.7%
014		6540	1.6%
015		2764	0.7%
016		3404	0.9%
017		3690	0.9%
018		4015	1.0%
019		1744	0.4%
020		788	0.2%
021		902	0.2%
022		722	0.2%
023		584	0.1%

Warning: these figures indicate the number of cases found in the data file. They cannot be interpreted as summary statistics of the population of interest.

### # CD\_BLOCK: CD BLOCK

Value	Label	Cases	Percentage
00		138512	34.7%
01		22573	5.7%
02		22962	5.8%
03		24359	6.1%
04		21523	5.4%
05		28831	7.2%
06		28250	7.1%
07		20971	5.3%
08		20408	5.1%
09		10174	2.6%
10		10430	2.6%
11		8835	2.2%
12		9042	2.3%

## File : 34 Jharkhand

### # CD\_BLOCK: CD BLOCK

Value	Label	Cases	Percentage
13		6887	1.7%
14		6092	1.5%
15		3212	0.8%
16		3404	0.9%
17		3690	0.9%
18		4015	1.0%
19		1744	0.4%
20		788	0.2%
21		902	0.2%
22		722	0.2%
23		584	0.1%

Warning: these figures indicate the number of cases found in the data file. They cannot be interpreted as summary statistics of the population of interest.

### # SECTOR: SECTOR CODE

<b>Information</b>	[Type= discrete] [Format=character] [Missing=*]		
<b>Statistics [NW/ W]</b>	[Valid=398910 /-] [Invalid=0 /-]		
Value	Label	Cases	Percentage
1	Rural	231827	58.1%
2	Urban	167083	41.9%

Warning: these figures indicate the number of cases found in the data file. They cannot be interpreted as summary statistics of the population of interest.

### # V\_C: VILLAGE CODE

<b>Information</b>	[Type= discrete] [Format=character] [Missing=*]		
<b>Statistics [NW/ W]</b>	[Valid=398910 /-] [Invalid=0 /-]		
Value	Label	Cases	Percentage
001		2323	0.6%
002		2739	0.7%
003		1720	0.4%
004		1977	0.5%
005		2447	0.6%
006		1678	0.4%
007		2289	0.6%
008		1166	0.3%
009		1778	0.4%
010		1585	0.4%
011		2224	0.6%
012		1409	0.4%
013		1509	0.4%
014		1417	0.4%
015		4398	1.1%
016		4816	1.2%
017		10488	2.6%
018		10874	2.7%
019		1562	0.4%

## File : 34 Jharkhand

### # V\_C: VILLAGE CODE

Value	Label	Cases	Percentage
020		1718	0.4%
021		1705	0.4%
022		2078	0.5%
023		1590	0.4%
024		1618	0.4%
025		3041	0.8%
026		2227	0.6%
027		14062	3.5%
028		8055	2.0%
029		1631	0.4%
030		1689	0.4%
031		1856	0.5%
032		1356	0.3%
033		2443	0.6%
034		1628	0.4%
035		1903	0.5%
036		2905	0.7%
037		6590	1.7%
038		8009	2.0%
039		1724	0.4%
040		1881	0.5%
041		1811	0.5%
042		1628	0.4%
043		1570	0.4%
044		2159	0.5%
045		1953	0.5%
046		1886	0.5%
047		8213	2.1%
048		3320	0.8%
049		1396	0.3%
050		1586	0.4%
051		1602	0.4%
052		1376	0.3%
053		1505	0.4%
054		1678	0.4%
055		1681	0.4%
056		1451	0.4%
057		3685	0.9%
058		2589	0.6%
059		1476	0.4%
060		1132	0.3%
061		1494	0.4%
062		1900	0.5%

## File : 34 Jharkhand

### # V\_C: VILLAGE CODE

Value	Label	Cases	Percentage
063		1319	0.3%
064		1528	0.4%
065		1561	0.4%
066		1642	0.4%
067		2652	0.7%
068		2597	0.7%
069		1381	0.3%
070		1571	0.4%
071		1507	0.4%
072		1208	0.3%
073		952	0.2%
074		1187	0.3%
075		4478	1.1%
076		2096	0.5%
077		7164	1.8%
078		1698	0.4%
079		1528	0.4%
080		919	0.2%
081		1337	0.3%
082		1185	0.3%
083		1350	0.3%
084		1037	0.3%
085		808	0.2%
086		753	0.2%
087		30688	7.7%
088		1972	0.5%
089		683	0.2%
090		721	0.2%
091		939	0.2%
092		873	0.2%
093		755	0.2%
094		643	0.2%
095		854	0.2%
096		11231	2.8%
097		838	0.2%
098		3383	0.8%
099		591	0.1%
100		651	0.2%
101		745	0.2%
102		737	0.2%
103		957	0.2%
104		1524	0.4%
105		1067	0.3%

## File : 34 Jharkhand

### # V\_C: VILLAGE CODE

Value	Label	Cases	Percentage
106		2679	0.7%
107		2188	0.5%
108		978	0.2%
109		622	0.2%
110		743	0.2%
111		1007	0.3%
112		975	0.2%
113		883	0.2%
114		858	0.2%
115		1509	0.4%
116		3892	1.0%
117		623	0.2%
118		2001	0.5%
119		847	0.2%
120		679	0.2%
121		760	0.2%
122		952	0.2%
123		428	0.1%
124		526	0.1%
125		429	0.1%
126		1091	0.3%
127		9314	2.3%
128		1034	0.3%
129		856	0.2%
130		850	0.2%
131		630	0.2%
132		757	0.2%
133		703	0.2%
134		869	0.2%
135		406	0.1%
136		660	0.2%
137		563	0.1%
138		1055	0.3%
139		589	0.1%
140		553	0.1%
141		487	0.1%
142		617	0.2%
143		379	0.1%
144		380	0.1%
145		322	0.1%
146		456	0.1%
147		1432	0.4%
148		883	0.2%

## File : 34 Jharkhand

### # V\_C: VILLAGE CODE

Value	Label	Cases	Percentage
149		719	0.2%
150		770	0.2%
151		327	0.1%
152		842	0.2%
153		351	0.1%
154		602	0.2%
155		297	0.1%
156		357	0.1%
157		373	0.1%
158		860	0.2%
159		628	0.2%
160		389	0.1%
161		511	0.1%
162		622	0.2%
163		275	0.1%
164		400	0.1%
165		380	0.1%
166		680	0.2%
167		4023	1.0%
168		280	0.1%
169		381	0.1%
170		529	0.1%
171		334	0.1%
172		521	0.1%
173		546	0.1%
174		540	0.1%
175		629	0.2%
176		502	0.1%
177		517	0.1%
178		1054	0.3%
179		404	0.1%
180		451	0.1%
181		437	0.1%
182		368	0.1%
183		397	0.1%
184		575	0.1%
185		283	0.1%
186		317	0.1%
187		1169	0.3%
188		831	0.2%
189		346	0.1%
190		360	0.1%
191		321	0.1%

## File : 34 Jharkhand

### # V\_C: VILLAGE CODE

Value	Label	Cases	Percentage
192		362	0.1%
193		226	0.1%
194		239	0.1%
195		1965	0.5%
196		214	0.1%
197		3705	0.9%
198		436	0.1%
199		149	0.0%
200		315	0.1%
201		225	0.1%
202		465	0.1%
203		150	0.0%
204		414	0.1%
205		512	0.1%
206		400	0.1%
207		992	0.2%
208		181	0.0%
209		302	0.1%
210		299	0.1%
211		245	0.1%
212		201	0.1%
213		223	0.1%
214		514	0.1%
215		256	0.1%
216		787	0.2%
217		661	0.2%
218		228	0.1%
219		291	0.1%
220		213	0.1%
221		235	0.1%
222		333	0.1%
223		404	0.1%
224		224	0.1%
225		282	0.1%
226		264	0.1%
227		2474	0.6%
228		484	0.1%
229		218	0.1%
230		171	0.0%
231		264	0.1%
232		318	0.1%
233		123	0.0%
234		104	0.0%



## File : 34 Jharkhand

### # V\_C: VILLAGE CODE

Value	Label	Cases	Percentage
235		86	0.0%
236		235	0.1%
237		292	0.1%
238		133	0.0%
239		272	0.1%
240		395	0.1%
241		78	0.0%
242		233	0.1%
243		320	0.1%
244		79	0.0%
245		149	0.0%
246		219	0.1%
247		295	0.1%
248		365	0.1%
249		205	0.1%
250		359	0.1%
251		154	0.0%
252		239	0.1%
253		89	0.0%
254		125	0.0%
255		149	0.0%
256		206	0.1%
257		810	0.2%
258		299	0.1%
259		129	0.0%
260		170	0.0%
261		165	0.0%
262		192	0.0%
263		191	0.0%
264		174	0.0%
265		103	0.0%
266		180	0.0%
267		285	0.1%
268		283	0.1%
269		506	0.1%
270		205	0.1%
271		111	0.0%
272		53	0.0%
273		193	0.0%
274		102	0.0%
275		143	0.0%
276		88	0.0%
277		197	0.0%

## File : 34 Jharkhand

### # V\_C: VILLAGE CODE

Value	Label	Cases	Percentage
278		188	0.0%
279		186	0.0%
280		107	0.0%
281		163	0.0%
282		117	0.0%
283		192	0.0%
284		163	0.0%
285		198	0.0%
286		415	0.1%
287		159	0.0%
288		1116	0.3%
289		104	0.0%
290		100	0.0%
291		115	0.0%
292		243	0.1%
293		109	0.0%
294		239	0.1%
295		448	0.1%
296		151	0.0%
297		111	0.0%
298		330	0.1%
299		112	0.0%
300		54	0.0%
301		205	0.1%
302		341	0.1%
303		112	0.0%
304		120	0.0%
305		62	0.0%
306		107	0.0%
307		89	0.0%
308		268	0.1%
309		52	0.0%
310		72	0.0%
311		58	0.0%
312		40	0.0%
313		74	0.0%
314		179	0.0%
315		61	0.0%
316		54	0.0%
317		123	0.0%
318		42	0.0%
319		24	0.0%
320		36	0.0%

## File : 34 Jharkhand

### # V\_C: VILLAGE CODE

Value	Label	Cases	Percentage
321		156	0.0%
322		142	0.0%
323		323	0.1%
324		25	0.0%
325		70	0.0%
326		60	0.0%
327		207	0.1%
328		129	0.0%
329		41	0.0%
330		75	0.0%
331		39	0.0%
332		58	0.0%
333		20	0.0%
334		57	0.0%
335		18	0.0%
336		90	0.0%
337		681	0.2%
338		27	0.0%
339		39	0.0%
340		159	0.0%
341		125	0.0%
342		32	0.0%
343		48	0.0%
344		42	0.0%
345		10	0.0%
346		27	0.0%
347		466	0.1%
348		49	0.0%
349		19	0.0%
350		33	0.0%
351		26	0.0%
352		23	0.0%
353		32	0.0%
354		8	0.0%
355		14	0.0%
356		21	0.0%
357		1820	0.5%
358		5	0.0%
359		34	0.0%
360		148	0.0%
361		90	0.0%
362		17	0.0%
363		4	0.0%

## File : 34 Jharkhand

### # V\_C: VILLAGE CODE

Value	Label	Cases	Percentage
364		55	0.0%
365		3	0.0%
366		8	0.0%
367		947	0.2%
368		3	0.0%
369		2	0.0%
370		15	0.0%
371		2	0.0%
372		83	0.0%
373		14	0.0%
374		61	0.0%
375		13	0.0%
376		1	0.0%
377		14	0.0%
378		11	0.0%
379		3	0.0%
380		25	0.0%
381		16	0.0%
382		46	0.0%
383		6	0.0%
384		1	0.0%
385		87	0.0%
386		80	0.0%
387		2	0.0%
389		2	0.0%
390		10	0.0%
392		64	0.0%
394		3	0.0%
395		3	0.0%
396		2	0.0%
397		27	0.0%
398		3	0.0%
399		12	0.0%
400		11	0.0%
401		16	0.0%
402		4	0.0%
403		45	0.0%
404		1	0.0%
405		20	0.0%
406		14	0.0%
407		11	0.0%
408		7	0.0%
409		3	0.0%

## File : 34 Jharkhand

### # V\_C: VILLAGE CODE

Value	Label	Cases	Percentage
410		1	0.0%
411		1	0.0%
412		1	0.0%
413		11	0.0%
414		17	0.0%
415		5	0.0%
416		47	0.0%
417		29	0.0%
418		24	0.0%
419		28	0.0%
420		2	0.0%
421		10	0.0%
422		27	0.0%
423		9	0.0%
424		16	0.0%
425		25	0.0%
426		130	0.0%
427		5	0.0%
428		80	0.0%
429		39	0.0%
431		4	0.0%
432		1	0.0%
433		3	0.0%
434		1	0.0%
435		18	0.0%
436		1	0.0%
438		29	0.0%
439		11	0.0%
440		15	0.0%
441		15	0.0%
442		2	0.0%
443		10	0.0%
444		1	0.0%
445		20	0.0%
446		4	0.0%
447		70	0.0%
448		104	0.0%
449		10	0.0%
450		36	0.0%
451		48	0.0%
452		36	0.0%
453		38	0.0%
454		7	0.0%

**File : 34 Jharkhand****# V\_C: VILLAGE CODE**

<b>Value</b>	<b>Label</b>	<b>Cases</b>	<b>Percentage</b>
455		10	0.0%
457		1	0.0%
458		2	0.0%
460		2	0.0%
461		1	0.0%
462		5	0.0%
463		1	0.0%
464		8	0.0%
465		1	0.0%
466		3	0.0%
467		5	0.0%
468		1	0.0%
469		14	0.0%
470		8	0.0%
473		10	0.0%
474		11	0.0%
475		16	0.0%
476		1	0.0%
477		30	0.0%
479		3	0.0%
480		1	0.0%
481		3	0.0%
482		24	0.0%
483		8	0.0%
484		3	0.0%
485		9	0.0%
488		1	0.0%
489		7	0.0%
490		5	0.0%
491		4	0.0%
492		3	0.0%
493		17	0.0%
494		6	0.0%
495		7	0.0%
496		16	0.0%
497		13	0.0%
498		15	0.0%
499		13	0.0%
500		2	0.0%
501		1	0.0%
502		1	0.0%
503		1	0.0%
505		3	0.0%

## File : 34 Jharkhand

### # V\_C: VILLAGE CODE

Value	Label	Cases	Percentage
506		3	0.0%
507		2	0.0%
508		298	0.1%
509		1	0.0%
511		3	0.0%
513		1	0.0%
516		1	0.0%
524		1	0.0%
557		5	0.0%
561		2	0.0%
566		1	0.0%
573		2	0.0%
576		1	0.0%
580		2	0.0%

Warning: these figures indicate the number of cases found in the data file. They cannot be interpreted as summary statistics of the population of interest.

### # WARD: WARD CODE

<b>Information</b>	[Type= discrete] [Format=character] [Missing=*]
<b>Statistics [NW/ W]</b>	[Valid=398910 /-] [Invalid=0 /-]

Value	Label	Cases	Percentage
000		361553	90.6%
001		6	0.0%
002		1705	0.4%
003		25	0.0%
004		146	0.0%
005		936	0.2%
006		1	0.0%
007		24241	6.1%
008		4551	1.1%
009		6	0.0%
010		6	0.0%
011		6	0.0%
012		24	0.0%
013		53	0.0%
014		39	0.0%
018		454	0.1%
028		2613	0.7%
038		1397	0.4%
048		948	0.2%
052		1	0.0%
100		82	0.0%
800		117	0.0%

Warning: these figures indicate the number of cases found in the data file. They cannot be interpreted as summary statistics of the population of interest.

## File : 34 Jharkhand

### # IV\_UNIT: IV UNIT

**Information** [Type= discrete] [Format=character] [Missing=\*]

**Statistics [NW/ W]** [Valid=398910 /-] [Invalid=0 /-]

Value	Label	Cases	Percentage
000		231826	58.1%
001		67235	16.9%
002		29387	7.4%
003		14932	3.7%
004		8050	2.0%
005		5733	1.4%
006		3049	0.8%
007		2668	0.7%
008		1198	0.3%
009		1869	0.5%
010		1145	0.3%
011		1736	0.4%
012		747	0.2%
013		1304	0.3%
014		1436	0.4%
015		2257	0.6%
016		1772	0.4%
017		1806	0.5%
018		1891	0.5%
019		873	0.2%
020		976	0.2%
021		834	0.2%
022		886	0.2%
023		596	0.1%
024		1501	0.4%
025		2582	0.6%
026		1990	0.5%
027		1765	0.4%
028		1652	0.4%
029		1532	0.4%
030		1490	0.4%
031		1348	0.3%
032		403	0.1%
033		440	0.1%
040		1	0.0%

*Warning: these figures indicate the number of cases found in the data file. They cannot be interpreted as summary statistics of the population of interest.*

### # UFS\_BLOCK: UFS BLOCK

**Information** [Type= discrete] [Format=character] [Missing=\*]

**Statistics [NW/ W]** [Valid=398910 /-] [Invalid=0 /-]



## File : 34 Jharkhand

# UFS\_BLOCK: UFS BLOCK

Value	Label	Cases	Percentage
00		231826	58.1%
01		8284	2.1%
02		6601	1.7%
03		8172	2.0%
04		7592	1.9%
05		8210	2.1%
06		8618	2.2%
07		9376	2.4%
08		6905	1.7%
09		7532	1.9%
10		8014	2.0%
11		6725	1.7%
12		6514	1.6%
13		5869	1.5%
14		6285	1.6%
15		5841	1.5%
16		5486	1.4%
17		5815	1.5%
18		5304	1.3%
19		4503	1.1%
20		4474	1.1%
21		4162	1.0%
22		3690	0.9%
23		3518	0.9%
24		3109	0.8%
25		2630	0.7%
26		2318	0.6%
27		1957	0.5%
28		1674	0.4%
29		1394	0.3%
30		1344	0.3%
31		939	0.2%
32		1040	0.3%
33		695	0.2%
34		724	0.2%
35		254	0.1%
36		234	0.1%
37		248	0.1%
38		188	0.0%
39		141	0.0%
40		251	0.1%
41		71	0.0%
42		93	0.0%

## File : 34 Jharkhand

### # UFS\_BLOCK: UFS BLOCK

Value	Label	Cases	Percentage
43		110	0.0%
44		180	0.0%

*Warning: these figures indicate the number of cases found in the data file. They cannot be interpreted as summary statistics of the population of interest.*

### # P\_NO: PAGE NO

<b>Information</b>	[Type= discrete] [Format=character] [Missing=*]
<b>Statistics [NW/ W]</b>	[Valid=398910 /-] [Invalid=0 /-]

Value	Label	Cases	Percentage
001		286233	71.8%
002		56479	14.2%
003		23752	6.0%
004		11880	3.0%
005		6493	1.6%
006		4281	1.1%
007		2968	0.7%
008		1993	0.5%
009		1291	0.3%
010		728	0.2%
011		544	0.1%
012		444	0.1%
013		427	0.1%
014		291	0.1%
015		277	0.1%
016		203	0.1%
017		221	0.1%
018		131	0.0%
019		108	0.0%
020		37	0.0%
021		39	0.0%
022		13	0.0%
030		1	0.0%
041		6	0.0%
072		1	0.0%
100		1	0.0%
101		36	0.0%
104		31	0.0%
201		1	0.0%

*Warning: these figures indicate the number of cases found in the data file. They cannot be interpreted as summary statistics of the population of interest.*

### # LINE\_NO: LINE NUMBER

<b>Information</b>	[Type= discrete] [Format=character] [Missing=*]
<b>Statistics [NW/ W]</b>	[Valid=398910 /-] [Invalid=0 /-]

### # PREM\_S: PREMISES STATUS

<b>Information</b>	[Type= discrete] [Format=character] [Missing=*]
--------------------	---

## File : 34 Jharkhand

### # PREM\_S: PREMISES STATUS

Statistics [NW/ W] [Valid=398910 /-] [Invalid=0 /-]

Value	Label	Cases	Percentage
1	Without premises	91294	22.9%
2	With Premises	307616	77.1%

Warning: these figures indicate the number of cases found in the data file. They cannot be interpreted as summary statistics of the population of interest.

### # SRL\_NO: RUNNING SERIAL NUMBER

Information [Type= discrete] [Format=character] [Missing=\*]

Statistics [NW/ W] [Valid=398910 /-] [Invalid=0 /-]

Value	Label	Cases	Percentage
00001		24381	6.1%
00002		20307	5.1%
00003		17639	4.4%
00004		15682	3.9%
00005		14100	3.5%
00006		12771	3.2%
00007		11692	2.9%
00008		10730	2.7%
00009		9953	2.5%
00010		9257	2.3%
00011		8611	2.2%
00012		8047	2.0%
00013		7516	1.9%
00014		7096	1.8%
00015		6719	1.7%
00016		6386	1.6%
00017		6068	1.5%
00018		5789	1.5%
00019		5527	1.4%
00020		5310	1.3%
00021		5096	1.3%
00022		4890	1.2%
00023		4692	1.2%
00024		4498	1.1%
00025		4328	1.1%
00026		4162	1.0%
00027		4018	1.0%
00028		3882	1.0%
00029		3762	0.9%
00030		3632	0.9%
00031		3501	0.9%
00032		3368	0.8%
00033		3248	0.8%
00034		3141	0.8%

## File : 34 Jharkhand

# SRL\_NO: RUNNING SERIAL NUMBER

Value	Label	Cases	Percentage
00035		3037	0.8%
00036		2911	0.7%
00037		2682	0.7%
00038		2631	0.7%
00039		2575	0.6%
00040		2499	0.6%
00041		2424	0.6%
00042		2363	0.6%
00043		2299	0.6%
00044		2237	0.6%
00045		2169	0.5%
00046		2122	0.5%
00047		2066	0.5%
00048		2011	0.5%
00049		1955	0.5%
00050		1902	0.5%
00051		1863	0.5%
00052		1810	0.5%
00053		1762	0.4%
00054		1721	0.4%
00055		1680	0.4%
00056		1632	0.4%
00057		1585	0.4%
00058		1542	0.4%
00059		1507	0.4%
00060		1474	0.4%
00061		1436	0.4%
00062		1411	0.4%
00063		1371	0.3%
00064		1333	0.3%
00065		1303	0.3%
00066		1267	0.3%
00067		1236	0.3%
00068		1205	0.3%
00069		1182	0.3%
00070		1150	0.3%
00071		1111	0.3%
00072		1070	0.3%
00073		965	0.2%
00074		954	0.2%
00075		921	0.2%
00076		910	0.2%
00077		902	0.2%

**File : 34 Jharkhand****# SRL\_NO: RUNNING SERIAL NUMBER**

<b>Value</b>	<b>Label</b>	<b>Cases</b>	<b>Percentage</b>
00078		889	0.2%
00079		871	0.2%
00080		856	0.2%
00081		838	0.2%
00082		815	0.2%
00083		795	0.2%
00084		779	0.2%
00085		764	0.2%
00086		745	0.2%
00087		734	0.2%
00088		724	0.2%
00089		710	0.2%
00090		696	0.2%
00091		686	0.2%
00092		669	0.2%
00093		650	0.2%
00094		638	0.2%
00095		629	0.2%
00096		623	0.2%
00097		614	0.2%
00098		605	0.2%
00099		597	0.1%
00100		587	0.1%
00101		571	0.1%
00102		552	0.1%
00103		543	0.1%
00104		536	0.1%
00105		530	0.1%
00106		514	0.1%
00107		504	0.1%
00108		486	0.1%
00109		463	0.1%
00110		461	0.1%
00111		455	0.1%
00112		450	0.1%
00113		441	0.1%
00114		432	0.1%
00115		424	0.1%
00116		419	0.1%
00117		412	0.1%
00118		405	0.1%
00119		395	0.1%
00120		390	0.1%

**File : 34 Jharkhand****# SRL\_NO: RUNNING SERIAL NUMBER**

<b>Value</b>	<b>Label</b>	<b>Cases</b>	<b>Percentage</b>
00121		383	0.1%
00122		376	0.1%
00123		372	0.1%
00124		365	0.1%
00125		363	0.1%
00126		357	0.1%
00127		353	0.1%
00128		350	0.1%
00129		343	0.1%
00130		339	0.1%
00131		338	0.1%
00132		337	0.1%
00133		333	0.1%
00134		327	0.1%
00135		320	0.1%
00136		315	0.1%
00137		309	0.1%
00138		304	0.1%
00139		298	0.1%
00140		293	0.1%
00141		283	0.1%
00142		278	0.1%
00143		274	0.1%
00144		266	0.1%
00145		255	0.1%
00146		250	0.1%
00147		246	0.1%
00148		243	0.1%
00149		241	0.1%
00150		238	0.1%
00151		235	0.1%
00152		231	0.1%
00153		224	0.1%
00154		222	0.1%
00155		218	0.1%
00156		214	0.1%
00157		211	0.1%
00158		207	0.1%
00159		204	0.1%
00160		204	0.1%
00161		204	0.1%
00162		202	0.1%
00163		200	0.1%

**File : 34 Jharkhand****# SRL\_NO: RUNNING SERIAL NUMBER**

<b>Value</b>	<b>Label</b>	<b>Cases</b>	<b>Percentage</b>
00164		194	0.0%
00165		190	0.0%
00166		185	0.0%
00167		182	0.0%
00168		182	0.0%
00169		179	0.0%
00170		176	0.0%
00171		173	0.0%
00172		171	0.0%
00173		171	0.0%
00174		170	0.0%
00175		166	0.0%
00176		160	0.0%
00177		158	0.0%
00178		157	0.0%
00179		157	0.0%
00180		155	0.0%
00181		154	0.0%
00182		151	0.0%
00183		149	0.0%
00184		148	0.0%
00185		145	0.0%
00186		143	0.0%
00187		141	0.0%
00188		138	0.0%
00189		137	0.0%
00190		136	0.0%
00191		135	0.0%
00192		135	0.0%
00193		131	0.0%
00194		129	0.0%
00195		128	0.0%
00196		127	0.0%
00197		126	0.0%
00198		124	0.0%
00199		123	0.0%
00200		120	0.0%
00201		120	0.0%
00202		120	0.0%
00203		120	0.0%
00204		119	0.0%
00205		119	0.0%
00206		119	0.0%

**File : 34 Jharkhand****# SRL\_NO: RUNNING SERIAL NUMBER**

<b>Value</b>	<b>Label</b>	<b>Cases</b>	<b>Percentage</b>
00207		119	0.0%
00208		117	0.0%
00209		116	0.0%
00210		116	0.0%
00211		116	0.0%
00212		113	0.0%
00213		112	0.0%
00214		111	0.0%
00215		107	0.0%
00216		105	0.0%
00217		99	0.0%
00218		99	0.0%
00219		97	0.0%
00220		95	0.0%
00221		94	0.0%
00222		93	0.0%
00223		93	0.0%
00224		93	0.0%
00225		92	0.0%
00226		91	0.0%
00227		89	0.0%
00228		88	0.0%
00229		88	0.0%
00230		88	0.0%
00231		88	0.0%
00232		87	0.0%
00233		86	0.0%
00234		86	0.0%
00235		86	0.0%
00236		86	0.0%
00237		84	0.0%
00238		82	0.0%
00239		82	0.0%
00240		81	0.0%
00241		80	0.0%
00242		80	0.0%
00243		79	0.0%
00244		77	0.0%
00245		76	0.0%
00246		75	0.0%
00247		74	0.0%
00248		73	0.0%
00249		73	0.0%



**File : 34 Jharkhand****# SRL\_NO: RUNNING SERIAL NUMBER**

<b>Value</b>	<b>Label</b>	<b>Cases</b>	<b>Percentage</b>
00250		73	0.0%
00251		73	0.0%
00252		73	0.0%
00253		72	0.0%
00254		72	0.0%
00255		71	0.0%
00256		71	0.0%
00257		70	0.0%
00258		70	0.0%
00259		68	0.0%
00260		68	0.0%
00261		68	0.0%
00262		68	0.0%
00263		68	0.0%
00264		68	0.0%
00265		68	0.0%
00266		67	0.0%
00267		66	0.0%
00268		66	0.0%
00269		65	0.0%
00270		65	0.0%
00271		65	0.0%
00272		64	0.0%
00273		62	0.0%
00274		60	0.0%
00275		60	0.0%
00276		58	0.0%
00277		58	0.0%
00278		58	0.0%
00279		58	0.0%
00280		55	0.0%
00281		54	0.0%
00282		54	0.0%
00283		52	0.0%
00284		51	0.0%
00285		51	0.0%
00286		50	0.0%
00287		48	0.0%
00288		47	0.0%
00289		43	0.0%
00290		42	0.0%
00291		42	0.0%
00292		41	0.0%

**File : 34 Jharkhand****# SRL\_NO: RUNNING SERIAL NUMBER**

<b>Value</b>	<b>Label</b>	<b>Cases</b>	<b>Percentage</b>
00293		41	0.0%
00294		40	0.0%
00295		39	0.0%
00296		39	0.0%
00297		37	0.0%
00298		37	0.0%
00299		36	0.0%
00300		36	0.0%
00301		35	0.0%
00302		35	0.0%
00303		34	0.0%
00304		34	0.0%
00305		34	0.0%
00306		33	0.0%
00307		33	0.0%
00308		31	0.0%
00309		31	0.0%
00310		30	0.0%
00311		30	0.0%
00312		30	0.0%
00313		30	0.0%
00314		30	0.0%
00315		30	0.0%
00316		30	0.0%
00317		30	0.0%
00318		30	0.0%
00319		30	0.0%
00320		30	0.0%
00321		30	0.0%
00322		29	0.0%
00323		29	0.0%
00324		29	0.0%
00325		29	0.0%
00326		29	0.0%
00327		29	0.0%
00328		29	0.0%
00329		29	0.0%
00330		29	0.0%
00331		26	0.0%
00332		25	0.0%
00333		25	0.0%
00334		25	0.0%
00335		25	0.0%

**File : 34 Jharkhand****# SRL\_NO: RUNNING SERIAL NUMBER**

<b>Value</b>	<b>Label</b>	<b>Cases</b>	<b>Percentage</b>
00336		25	0.0%
00337		25	0.0%
00338		25	0.0%
00339		24	0.0%
00340		23	0.0%
00341		21	0.0%
00342		20	0.0%
00343		20	0.0%
00344		20	0.0%
00345		18	0.0%
00346		18	0.0%
00347		17	0.0%
00348		17	0.0%
00349		17	0.0%
00350		17	0.0%
00351		17	0.0%
00352		16	0.0%
00353		16	0.0%
00354		16	0.0%
00355		15	0.0%
00356		15	0.0%
00357		15	0.0%
00358		15	0.0%
00359		15	0.0%
00360		15	0.0%
00361		15	0.0%
00362		15	0.0%
00363		15	0.0%
00364		15	0.0%
00365		13	0.0%
00366		13	0.0%
00367		13	0.0%
00368		13	0.0%
00369		13	0.0%
00370		13	0.0%
00371		13	0.0%
00372		13	0.0%
00373		13	0.0%
00374		13	0.0%
00375		13	0.0%
00376		13	0.0%
00377		13	0.0%
00378		13	0.0%

**File : 34 Jharkhand****# SRL\_NO: RUNNING SERIAL NUMBER**

<b>Value</b>	<b>Label</b>	<b>Cases</b>	<b>Percentage</b>
00379		13	0.0%
00380		13	0.0%
00381		12	0.0%
00382		12	0.0%
00383		12	0.0%
00384		12	0.0%
00385		12	0.0%
00386		12	0.0%
00387		12	0.0%
00388		12	0.0%
00389		11	0.0%
00390		11	0.0%
00391		11	0.0%
00392		11	0.0%
00393		11	0.0%
00394		11	0.0%
00395		11	0.0%
00396		11	0.0%
00397		11	0.0%
00398		11	0.0%
00399		10	0.0%
00400		9	0.0%
00401		9	0.0%
00402		9	0.0%
00403		9	0.0%
00404		9	0.0%
00405		9	0.0%
00406		9	0.0%
00407		9	0.0%
00408		9	0.0%
00409		9	0.0%
00410		9	0.0%
00411		9	0.0%
00412		9	0.0%
00413		9	0.0%
00414		9	0.0%
00415		9	0.0%
00416		9	0.0%
00417		9	0.0%
00418		9	0.0%
00419		9	0.0%
00420		9	0.0%
00421		9	0.0%

**File : 34 Jharkhand****# SRL\_NO: RUNNING SERIAL NUMBER**

<b>Value</b>	<b>Label</b>	<b>Cases</b>	<b>Percentage</b>
00422		9	0.0%
00423		9	0.0%
00424		9	0.0%
00425		9	0.0%
00426		9	0.0%
00427		9	0.0%
00428		9	0.0%
00429		9	0.0%
00430		9	0.0%
00431		9	0.0%
00432		9	0.0%
00433		9	0.0%
00434		9	0.0%
00435		9	0.0%
00436		9	0.0%
00437		9	0.0%
00438		9	0.0%
00439		9	0.0%
00440		9	0.0%
00441		9	0.0%
00442		9	0.0%
00443		9	0.0%
00444		9	0.0%
00445		9	0.0%
00446		9	0.0%
00447		9	0.0%
00448		9	0.0%
00449		9	0.0%
00450		8	0.0%
00451		8	0.0%
00452		8	0.0%
00453		8	0.0%
00454		8	0.0%
00455		8	0.0%
00456		8	0.0%
00457		8	0.0%
00458		8	0.0%
00459		8	0.0%
00460		8	0.0%
00461		8	0.0%
00462		8	0.0%
00463		8	0.0%
00464		8	0.0%

**File : 34 Jharkhand****# SRL\_NO: RUNNING SERIAL NUMBER**

<b>Value</b>	<b>Label</b>	<b>Cases</b>	<b>Percentage</b>
00465		8	0.0%
00466		8	0.0%
00467		8	0.0%
00468		8	0.0%
00469		8	0.0%
00470		8	0.0%
00471		8	0.0%
00472		7	0.0%
00473		7	0.0%
00474		7	0.0%
00475		7	0.0%
00476		7	0.0%
00477		7	0.0%
00478		7	0.0%
00479		7	0.0%
00480		7	0.0%
00481		7	0.0%
00482		7	0.0%
00483		7	0.0%
00484		7	0.0%
00485		7	0.0%
00486		7	0.0%
00487		7	0.0%
00488		7	0.0%
00489		7	0.0%
00490		7	0.0%
00491		7	0.0%
00492		7	0.0%
00493		7	0.0%
00494		7	0.0%
00495		6	0.0%
00496		6	0.0%
00497		6	0.0%
00498		6	0.0%
00499		6	0.0%
00500		6	0.0%
00501		6	0.0%
00502		6	0.0%
00503		6	0.0%
00504		6	0.0%
00505		6	0.0%
00506		6	0.0%
00507		6	0.0%

**File : 34 Jharkhand****# SRL\_NO: RUNNING SERIAL NUMBER**

<b>Value</b>	<b>Label</b>	<b>Cases</b>	<b>Percentage</b>
00508		6	0.0%
00509		6	0.0%
00510		6	0.0%
00511		6	0.0%
00512		6	0.0%
00513		6	0.0%
00514		6	0.0%
00515		6	0.0%
00516		6	0.0%
00517		6	0.0%
00518		6	0.0%
00519		6	0.0%
00520		6	0.0%
00521		6	0.0%
00522		6	0.0%
00523		6	0.0%
00524		6	0.0%
00525		6	0.0%
00526		6	0.0%
00527		6	0.0%
00528		6	0.0%
00529		6	0.0%
00530		6	0.0%
00531		6	0.0%
00532		6	0.0%
00533		6	0.0%
00534		6	0.0%
00535		6	0.0%
00536		6	0.0%
00537		6	0.0%
00538		6	0.0%
00539		5	0.0%
00540		5	0.0%
00541		5	0.0%
00542		5	0.0%
00543		5	0.0%
00544		5	0.0%
00545		5	0.0%
00546		5	0.0%
00547		5	0.0%
00548		5	0.0%
00549		5	0.0%
00550		5	0.0%

**File : 34 Jharkhand****# SRL\_NO: RUNNING SERIAL NUMBER**

<b>Value</b>	<b>Label</b>	<b>Cases</b>	<b>Percentage</b>
00551		5	0.0%
00552		5	0.0%
00553		5	0.0%
00554		5	0.0%
00555		5	0.0%
00556		5	0.0%
00557		5	0.0%
00558		5	0.0%
00559		5	0.0%
00560		5	0.0%
00561		4	0.0%
00562		4	0.0%
00563		4	0.0%
00564		4	0.0%
00565		4	0.0%
00566		4	0.0%
00567		4	0.0%
00568		4	0.0%
00569		4	0.0%
00570		4	0.0%
00571		4	0.0%
00572		4	0.0%
00573		4	0.0%
00574		4	0.0%
00575		4	0.0%
00576		4	0.0%
00577		4	0.0%
00578		4	0.0%
00579		4	0.0%
00580		4	0.0%
00581		4	0.0%
00582		4	0.0%
00583		4	0.0%
00584		4	0.0%
00585		4	0.0%
00586		4	0.0%
00587		4	0.0%
00588		4	0.0%
00589		4	0.0%
00590		4	0.0%
00591		4	0.0%
00592		4	0.0%
00593		4	0.0%



**File : 34 Jharkhand****# SRL\_NO: RUNNING SERIAL NUMBER**

<b>Value</b>	<b>Label</b>	<b>Cases</b>	<b>Percentage</b>
00594		4	0.0%
00595		4	0.0%
00596		4	0.0%
00597		4	0.0%
00598		4	0.0%
00599		4	0.0%
00600		4	0.0%
00601		4	0.0%
00602		4	0.0%
00603		3	0.0%
00604		3	0.0%
00605		3	0.0%
00606		3	0.0%
00607		3	0.0%
00608		3	0.0%
00609		3	0.0%
00610		3	0.0%
00611		3	0.0%
00612		3	0.0%
00613		3	0.0%
00614		3	0.0%
00615		3	0.0%
00616		3	0.0%
00617		3	0.0%
00618		3	0.0%
00619		3	0.0%
00620		3	0.0%
00621		3	0.0%
00622		3	0.0%
00623		3	0.0%
00624		3	0.0%
00625		3	0.0%
00626		3	0.0%
00627		3	0.0%
00628		3	0.0%
00629		3	0.0%
00630		3	0.0%
00631		3	0.0%
00632		3	0.0%
00633		3	0.0%
00634		3	0.0%
00635		3	0.0%
00636		3	0.0%

**File : 34 Jharkhand****# SRL\_NO: RUNNING SERIAL NUMBER**

<b>Value</b>	<b>Label</b>	<b>Cases</b>	<b>Percentage</b>
00637		3	0.0%
00638		3	0.0%
00639		3	0.0%
00640		3	0.0%
00641		3	0.0%
00642		3	0.0%
00643		3	0.0%
00644		3	0.0%
00645		3	0.0%
00646		3	0.0%
00647		3	0.0%
00648		3	0.0%
00649		2	0.0%
00650		2	0.0%
00651		2	0.0%
00652		2	0.0%
00653		2	0.0%
00654		2	0.0%
00655		2	0.0%
00656		2	0.0%
00657		2	0.0%
00658		2	0.0%
00659		2	0.0%
00660		2	0.0%
00661		2	0.0%
00662		2	0.0%
00663		2	0.0%
00664		2	0.0%
00665		2	0.0%
00666		2	0.0%
00667		2	0.0%
00668		2	0.0%
00669		2	0.0%
00670		2	0.0%
00671		2	0.0%
00672		2	0.0%
00673		2	0.0%
00674		2	0.0%
00675		2	0.0%
00676		2	0.0%
00677		2	0.0%
00678		2	0.0%
00679		2	0.0%

**File : 34 Jharkhand**

# SRL\_NO: RUNNING SERIAL NUMBER

Value	Label	Cases	Percentage
00680		1	0.0%
00681		1	0.0%
00682		1	0.0%
00683		1	0.0%
00684		1	0.0%
00685		1	0.0%
00686		1	0.0%
00687		1	0.0%
00688		1	0.0%
00689		1	0.0%
00690		1	0.0%
00691		1	0.0%
00692		1	0.0%
00693		1	0.0%
00694		1	0.0%
00695		1	0.0%
00696		1	0.0%
00697		1	0.0%
00698		1	0.0%
00699		1	0.0%
00700		1	0.0%
00701		1	0.0%
00702		1	0.0%
00703		1	0.0%
00704		1	0.0%
00705		1	0.0%
00706		1	0.0%
00707		1	0.0%
00708		1	0.0%
00709		1	0.0%
00710		1	0.0%
00711		1	0.0%
00712		1	0.0%
00713		1	0.0%
00714		1	0.0%
00715		1	0.0%
00716		1	0.0%
00717		1	0.0%
00718		1	0.0%
00719		1	0.0%
00720		1	0.0%
00721		1	0.0%
00722		1	0.0%

**File : 34 Jharkhand****# SRL\_NO: RUNNING SERIAL NUMBER**

<b>Value</b>	<b>Label</b>	<b>Cases</b>	<b>Percentage</b>
00723		1	0.0%
00724		1	0.0%
00725		1	0.0%
00726		1	0.0%
00727		1	0.0%
00728		1	0.0%
00729		1	0.0%
00730		1	0.0%
00731		1	0.0%
00732		1	0.0%
00733		1	0.0%
00734		1	0.0%
00735		1	0.0%
00736		1	0.0%
00737		1	0.0%
00738		1	0.0%
00739		1	0.0%
00740		1	0.0%
00741		1	0.0%
00742		1	0.0%
00743		1	0.0%
00744		1	0.0%
00745		1	0.0%
00746		1	0.0%
00747		1	0.0%
00748		1	0.0%
00749		1	0.0%
00750		1	0.0%
00751		1	0.0%
00752		1	0.0%
00753		1	0.0%
00754		1	0.0%
00755		1	0.0%
00756		1	0.0%
00757		1	0.0%
00758		1	0.0%
00759		1	0.0%
00760		1	0.0%
00761		1	0.0%
00762		1	0.0%
00763		1	0.0%
00764		1	0.0%
00765		1	0.0%

## File : 34 Jharkhand

### # SRL\_NO: RUNNING SERIAL NUMBER

Value	Label	Cases	Percentage
00766		1	0.0%
00767		1	0.0%
00768		1	0.0%
00769		1	0.0%
00770		1	0.0%
00771		1	0.0%
00772		1	0.0%
00773		1	0.0%
00774		1	0.0%
00775		1	0.0%
00776		1	0.0%
00777		1	0.0%
00778		1	0.0%
00779		1	0.0%
00780		1	0.0%
00781		1	0.0%
00782		1	0.0%
00783		1	0.0%
00784		1	0.0%
00785		1	0.0%
00786		1	0.0%
00787		1	0.0%
00788		1	0.0%
00789		1	0.0%
00790		1	0.0%
00791		1	0.0%
00792		1	0.0%
00793		1	0.0%
00794		1	0.0%
00795		1	0.0%
00796		1	0.0%
00797		1	0.0%
00798		1	0.0%
00799		1	0.0%
00800		1	0.0%
00801		1	0.0%
00802		1	0.0%
00803		1	0.0%

*Warning: these figures indicate the number of cases found in the data file. They cannot be interpreted as summary statistics of the population of interest.*

### # NIC: NIC

<b>Information</b>	[Type= discrete] [Format=character] [Missing=*]
<b>Statistics [NW/ W]</b>	[Valid=398910 /-] [Invalid=0 /-]

*Frequency table not shown (1305 Modalities)*

## File : 34 Jharkhand

### # AGRI\_NON\_AGRI: AGRILAND NON-AGRI.

**Information** [Type= discrete] [Format=character] [Missing=\*]

**Statistics [NW/ W]** [Valid=398910 /-] [Invalid=0 /-]

Value	Label	Cases	Percentage
1	Agriculture	21942	5.5%
2	Non-Agriculture	376968	94.5%

*Warning: these figures indicate the number of cases found in the data file. They cannot be interpreted as summary statistics of the population of interest.*

### # NOP: NATURE OF OPERATION

**Information** [Type= discrete] [Format=character] [Missing=\*]

**Statistics [NW/ W]** [Valid=398910 /-] [Invalid=0 /-]

Value	Label	Cases	Percentage
1	Perennial	364600	91.4%
2	Non-Perennial	34310	8.6%

*Warning: these figures indicate the number of cases found in the data file. They cannot be interpreted as summary statistics of the population of interest.*

### # OWN\_SHIP: OWNERSHIP CODE

**Information** [Type= discrete] [Format=character] [Missing=\*]

**Statistics [NW/ W]** [Valid=398910 /-] [Invalid=0 /-]

Value	Label	Cases	Percentage
1	Private Non-Profit Institutions	9816	2.5%
2	Private Others	353558	88.6%
3	Co-operatives	2958	0.7%
4	Governments	32578	8.2%

*Warning: these figures indicate the number of cases found in the data file. They cannot be interpreted as summary statistics of the population of interest.*

### # SG: SOCIAL GROUP CODE

**Information** [Type= discrete] [Format=character] [Missing=\*]

**Statistics [NW/ W]** [Valid=398910 /-] [Invalid=0 /-]

Value	Label	Cases	Percentage
1	ST Female	3819	1.0%
2	ST Male	34882	8.7%
3	SC Female	1355	0.3%
4	SC Male	23645	5.9%
5	OBC Female	2260	0.6%
6	OBC Male	194984	48.9%
7	Others Female	1874	0.5%
8	Others Male	90739	22.7%
9	Other than private enterprises	45352	11.4%

*Warning: these figures indicate the number of cases found in the data file. They cannot be interpreted as summary statistics of the population of interest.*

### # P\_F\_USED: POWER/FUEL USED

**Information** [Type= discrete] [Format=character] [Missing=\*]

**Statistics [NW/ W]** [Valid=398910 /-] [Invalid=0 /-]

Value	Label	Cases	Percentage
0	Without power	325137	81.5%

## File : 34 Jharkhand

### # P\_F\_USED: POWER/FUEL USED

Value	Label	Cases	Percentage
1	Electricity	17224	4.3%
2	Coal/soft coke	24131	6.0%
3	Patrol/Diesel	12848	3.2%
4	LPG/Natural Gas	658	0.2%
5	Fire wood	11507	2.9%
6	Kerosene	1414	0.4%
7	Animal power	786	0.2%
8	"Non-conventional energy (bio-gas, solar & wind energy)	267	0.1%
9	Others	4938	1.2%

Warning: these figures indicate the number of cases found in the data file. They cannot be interpreted as summary statistics of the population of interest.

### # Y\_OPRA: YEAR OF OPERATION

<b>Information</b>	[Type= discrete] [Format=character] [Missing=*]
<b>Statistics [NW/ W]</b>	[Valid=398910 /-] [Invalid=0 /-]

Value	Label	Cases	Percentage
0	Less than 1 year	7803	2.0%
1	Completed 1 year	16576	4.2%
2	Completed 2 years	30588	7.7%
3	Completed 3 years	29578	7.4%
4	Completed 4 years	30476	7.6%
5	Completed 5 years	51687	13.0%
6	Completed 6 years	25283	6.3%
7	Completed 7 years	13068	3.3%
8	Completed 8 years	17733	4.4%
9	Completed 9 years or more	176118	44.1%

Warning: these figures indicate the number of cases found in the data file. They cannot be interpreted as summary statistics of the population of interest.

### # REGISN: REGISTRATION CODE

<b>Information</b>	[Type= discrete] [Format=character] [Missing=*]
<b>Statistics [NW/ W]</b>	[Valid=398910 /-] [Invalid=0 /-]

Value	Label	Cases	Percentage
00		392753	98.5%
01		542	0.1%
02		1866	0.5%
03		283	0.1%
04		123	0.0%
05		372	0.1%
06		168	0.0%
07		18	0.0%
08		127	0.0%
09		356	0.1%
11		238	0.1%
12		197	0.0%
13		1	0.0%

## File : 34 Jharkhand

### # REGISN: REGISTRATION CODE

Value	Label	Cases	Percentage
14		1	0.0%
15		4	0.0%
16		2	0.0%
19		2	0.0%
22		1516	0.4%
23		17	0.0%
24		1	0.0%
25		5	0.0%
26		5	0.0%
28		4	0.0%
33		68	0.0%
34		1	0.0%
35		2	0.0%
38		1	0.0%
44		39	0.0%
45		1	0.0%
46		2	0.0%
49		1	0.0%
55		70	0.0%
59		1	0.0%
66		26	0.0%
77		8	0.0%
88		21	0.0%
99		68	0.0%

Warning: these figures indicate the number of cases found in the data file. They cannot be interpreted as summary statistics of the population of interest.

### # SOF: SOURCE OF FINANCE

<b>Information</b>	[Type= discrete] [Format=character] [Missing=*]
<b>Statistics [NW/ W]</b>	[Valid=398910 /-] [Invalid=0 /-]

Value	Label	Cases	Percentage
1	Assistance under IRDP	7207	1.8%
2	Assistance under other poverty alleviation programs(TRYSEM/ DWCARA/toll kits)	2488	0.6%
3	Borrowing from institutions	7682	1.9%
4	Borrowing from non-institutions	5897	1.5%
5	Self financing	305200	76.5%
6	Others	70436	17.7%

Warning: these figures indicate the number of cases found in the data file. They cannot be interpreted as summary statistics of the population of interest.

### # T\_ADULT\_M: TOTAL ADULT MALE

<b>Information</b>	[Type= discrete] [Format=character] [Missing=*]
<b>Statistics [NW/ W]</b>	[Valid=398910 /-] [Invalid=0 /-]

Value	Label	Cases	Percentage
00000		7857	2.0%



## File : 34 Jharkhand

### # T\_ADULT\_M: TOTAL ADULT MALE

Value	Label	Cases	Percentage
00001		264083	66.2%
00002		72606	18.2%
00003		20015	5.0%
00004		12261	3.1%
00005		6007	1.5%
00006		3399	0.9%
00007		1768	0.4%
00008		1789	0.4%
00009		886	0.2%
00010		1621	0.4%
00011		702	0.2%
00012		859	0.2%
00013		446	0.1%
00014		304	0.1%
00015		549	0.1%
00016		283	0.1%
00017		175	0.0%
00018		216	0.1%
00019		145	0.0%
00020		384	0.1%
00021		130	0.0%
00022		106	0.0%
00023		83	0.0%
00024		79	0.0%
00025		227	0.1%
00026		75	0.0%
00027		51	0.0%
00028		44	0.0%
00029		26	0.0%
00030		189	0.0%
00031		59	0.0%
00032		44	0.0%
00033		34	0.0%
00034		24	0.0%
00035		60	0.0%
00036		19	0.0%
00037		22	0.0%
00038		34	0.0%
00039		12	0.0%
00040		104	0.0%
00041		25	0.0%
00042		38	0.0%
00043		20	0.0%

## File : 34 Jharkhand

### # T\_ADULT\_M: TOTAL ADULT MALE

Value	Label	Cases	Percentage
00044		12	0.0%
00045		38	0.0%
00046		9	0.0%
00047		8	0.0%
00048		14	0.0%
00049		11	0.0%
00050		71	0.0%
00051		30	0.0%
00052		18	0.0%
00053		16	0.0%
00054		6	0.0%
00055		16	0.0%
00056		13	0.0%
00057		11	0.0%
00058		12	0.0%
00059		6	0.0%
00060		45	0.0%
00061		15	0.0%
00062		9	0.0%
00063		8	0.0%
00064		5	0.0%
00065		13	0.0%
00066		5	0.0%
00067		7	0.0%
00068		5	0.0%
00069		6	0.0%
00070		23	0.0%
00071		8	0.0%
00072		5	0.0%
00073		5	0.0%
00074		5	0.0%
00075		11	0.0%
00076		5	0.0%
00077		2	0.0%
00078		4	0.0%
00079		2	0.0%
00080		17	0.0%
00081		7	0.0%
00082		4	0.0%
00083		5	0.0%
00084		3	0.0%
00085		4	0.0%
00088		3	0.0%

## File : 34 Jharkhand

### # T\_ADULT\_M: TOTAL ADULT MALE

Value	Label	Cases	Percentage
00089		2	0.0%
00090		6	0.0%
00091		3	0.0%
00092		4	0.0%
00093		4	0.0%
00094		3	0.0%
00095		6	0.0%
00097		3	0.0%
00098		3	0.0%
00099		2	0.0%
00100		25	0.0%
00101		4	0.0%
00102		4	0.0%
00103		5	0.0%
00104		5	0.0%
00105		7	0.0%
00106		2	0.0%
00107		4	0.0%
00108		3	0.0%
00109		1	0.0%
00110		13	0.0%
00111		1	0.0%
00113		4	0.0%
00114		2	0.0%
00115		5	0.0%
00116		3	0.0%
00118		3	0.0%
00120		4	0.0%
00121		2	0.0%
00122		2	0.0%
00123		2	0.0%
00124		3	0.0%
00125		7	0.0%
00126		2	0.0%
00128		3	0.0%
00129		1	0.0%
00130		2	0.0%
00131		2	0.0%
00133		3	0.0%
00134		2	0.0%
00135		6	0.0%
00136		3	0.0%
00137		4	0.0%

## File : 34 Jharkhand

### # T\_ADULT\_M: TOTAL ADULT MALE

Value	Label	Cases	Percentage
00138		2	0.0%
00140		7	0.0%
00141		1	0.0%
00142		2	0.0%
00143		1	0.0%
00145		1	0.0%
00146		2	0.0%
00147		1	0.0%
00148		2	0.0%
00150		17	0.0%
00151		1	0.0%
00153		2	0.0%
00154		1	0.0%
00155		1	0.0%
00156		2	0.0%
00157		1	0.0%
00160		6	0.0%
00161		2	0.0%
00162		2	0.0%
00163		1	0.0%
00165		5	0.0%
00166		1	0.0%
00168		1	0.0%
00169		1	0.0%
00170		2	0.0%
00171		2	0.0%
00172		1	0.0%
00173		1	0.0%
00174		2	0.0%
00175		7	0.0%
00176		1	0.0%
00178		1	0.0%
00180		4	0.0%
00183		2	0.0%
00185		1	0.0%
00190		2	0.0%
00193		3	0.0%
00195		1	0.0%
00197		2	0.0%
00200		15	0.0%
00201		2	0.0%
00203		2	0.0%
00205		2	0.0%

## File : 34 Jharkhand

### # T\_ADULT\_M: TOTAL ADULT MALE

Value	Label	Cases	Percentage
00207		2	0.0%
00208		1	0.0%
00209		1	0.0%
00210		3	0.0%
00212		3	0.0%
00213		1	0.0%
00214		2	0.0%
00215		3	0.0%
00216		3	0.0%
00217		1	0.0%
00218		1	0.0%
00220		1	0.0%
00222		1	0.0%
00223		1	0.0%
00224		1	0.0%
00225		2	0.0%
00226		1	0.0%
00230		4	0.0%
00232		1	0.0%
00233		1	0.0%
00235		1	0.0%
00239		1	0.0%
00240		4	0.0%
00242		1	0.0%
00243		1	0.0%
00245		2	0.0%
00249		1	0.0%
00250		7	0.0%
00251		1	0.0%
00252		1	0.0%
00255		2	0.0%
00256		1	0.0%
00260		1	0.0%
00264		1	0.0%
00266		1	0.0%
00270		1	0.0%
00274		1	0.0%
00275		1	0.0%
00277		1	0.0%
00280		1	0.0%
00284		2	0.0%
00286		1	0.0%
00288		1	0.0%

## File : 34 Jharkhand

### # T\_ADULT\_M: TOTAL ADULT MALE

Value	Label	Cases	Percentage
00290		1	0.0%
00299		1	0.0%
00300		4	0.0%
00301		1	0.0%
00302		2	0.0%
00306		1	0.0%
00312		1	0.0%
00315		1	0.0%
00316		2	0.0%
00325		1	0.0%
00326		1	0.0%
00328		2	0.0%
00345		2	0.0%
00350		3	0.0%
00353		1	0.0%
00359		1	0.0%
00360		1	0.0%
00373		1	0.0%
00385		1	0.0%
00390		1	0.0%
00393		1	0.0%
00400		1	0.0%
00401		1	0.0%
00407		1	0.0%
00410		2	0.0%
00411		1	0.0%
00412		2	0.0%
00416		1	0.0%
00425		1	0.0%
00431		1	0.0%
00432		1	0.0%
00437		1	0.0%
00447		1	0.0%
00450		1	0.0%
00452		1	0.0%
00456		2	0.0%
00458		1	0.0%
00463		1	0.0%
00464		1	0.0%
00468		1	0.0%
00477		1	0.0%
00480		1	0.0%
00500		1	0.0%

**File : 34 Jharkhand****# T\_ADULT\_M: TOTAL ADULT MALE**

<b>Value</b>	<b>Label</b>	<b>Cases</b>	<b>Percentage</b>
00502		1	0.0%
00505		1	0.0%
00508		1	0.0%
00510		1	0.0%
00513		1	0.0%
00514		1	0.0%
00516		1	0.0%
00520		1	0.0%
00540		2	0.0%
00544		1	0.0%
00565		1	0.0%
00567		1	0.0%
00600		2	0.0%
00605		1	0.0%
00621		1	0.0%
00624		1	0.0%
00626		1	0.0%
00630		1	0.0%
00680		1	0.0%
00683		1	0.0%
00695		1	0.0%
00700		1	0.0%
00704		1	0.0%
00708		1	0.0%
00715		1	0.0%
00719		1	0.0%
00740		2	0.0%
00741		1	0.0%
00749		1	0.0%
00764		1	0.0%
00776		1	0.0%
00798		1	0.0%
00800		1	0.0%
00802		1	0.0%
00810		1	0.0%
00828		1	0.0%
00845		1	0.0%
00860		1	0.0%
00899		1	0.0%
00900		1	0.0%
00918		1	0.0%
00926		1	0.0%
00939		1	0.0%

## File : 34 Jharkhand

### # T\_ADULT\_M: TOTAL ADULT MALE

Value	Label	Cases	Percentage
00995		1	0.0%
01000		1	0.0%
01020		1	0.0%
01050		1	0.0%
01067		1	0.0%
01100		2	0.0%
01235		1	0.0%
01245		1	0.0%
01248		1	0.0%
01250		1	0.0%
01256		1	0.0%
01270		1	0.0%
01274		1	0.0%
01300		1	0.0%
01332		1	0.0%
01360		1	0.0%
01363		1	0.0%
01412		1	0.0%
01430		1	0.0%
01450		1	0.0%
01455		1	0.0%
01510		1	0.0%
01530		1	0.0%
01540		1	0.0%
01566		1	0.0%
01590		1	0.0%
01742		1	0.0%
01800		1	0.0%
01850		1	0.0%
01900		1	0.0%
01950		1	0.0%
01962		1	0.0%
02000		1	0.0%
02009		1	0.0%
02010		1	0.0%
02030		1	0.0%
02090		1	0.0%
02103		1	0.0%
02105		1	0.0%
02110		1	0.0%
02130		1	0.0%
02150		1	0.0%
02180		1	0.0%



## File : 34 Jharkhand

### # T\_ADULT\_M: TOTAL ADULT MALE

Value	Label	Cases	Percentage
02187		1	0.0%
02225		1	0.0%
02236		1	0.0%
02436		1	0.0%
02442		1	0.0%
02500		2	0.0%
02512		1	0.0%
02530		1	0.0%
03000		2	0.0%
03025		1	0.0%
03051		1	0.0%
03100		1	0.0%
03101		1	0.0%
03109		1	0.0%
03300		1	0.0%
03453		1	0.0%
03800		1	0.0%
04611		1	0.0%
05000		1	0.0%
12400		1	0.0%
21000		1	0.0%

*Warning: these figures indicate the number of cases found in the data file. They cannot be interpreted as summary statistics of the population of interest.*

### # T\_ADULT\_F: TOTAL ADULT FEMALE

**Information** [Type= discrete] [Format=character] [Missing=\*]

**Statistics [NW/ W]** [Valid=398910 /-] [Invalid=0 /-]

Value	Label	Cases	Percentage
00000		326097	81.7%
00001		56017	14.0%
00002		10026	2.5%
00003		2372	0.6%
00004		1245	0.3%
00005		764	0.2%
00006		395	0.1%
00007		242	0.1%
00008		274	0.1%
00009		88	0.0%
00010		335	0.1%
00011		51	0.0%
00012		138	0.0%
00013		48	0.0%
00014		49	0.0%
00015		148	0.0%
00016		31	0.0%

**File : 34 Jharkhand****# T\_ADULT\_F: TOTAL ADULT FEMALE**

<b>Value</b>	<b>Label</b>	<b>Cases</b>	<b>Percentage</b>
00017		13	0.0%
00018		24	0.0%
00019		9	0.0%
00020		124	0.0%
00021		11	0.0%
00022		8	0.0%
00023		9	0.0%
00024		9	0.0%
00025		51	0.0%
00026		7	0.0%
00027		4	0.0%
00028		4	0.0%
00029		2	0.0%
00030		57	0.0%
00031		2	0.0%
00032		4	0.0%
00033		5	0.0%
00034		1	0.0%
00035		24	0.0%
00036		1	0.0%
00037		3	0.0%
00038		1	0.0%
00039		2	0.0%
00040		33	0.0%
00041		1	0.0%
00042		4	0.0%
00044		1	0.0%
00045		10	0.0%
00047		1	0.0%
00048		3	0.0%
00049		2	0.0%
00050		19	0.0%
00051		5	0.0%
00052		1	0.0%
00053		2	0.0%
00054		1	0.0%
00055		6	0.0%
00058		1	0.0%
00060		7	0.0%
00062		2	0.0%
00063		1	0.0%
00064		1	0.0%
00065		4	0.0%

## File : 34 Jharkhand

### # T\_ADULT\_F: TOTAL ADULT FEMALE

Value	Label	Cases	Percentage
00066		2	0.0%
00067		1	0.0%
00068		4	0.0%
00070		10	0.0%
00073		2	0.0%
00075		7	0.0%
00076		3	0.0%
00078		1	0.0%
00079		1	0.0%
00080		7	0.0%
00081		1	0.0%
00084		1	0.0%
00085		2	0.0%
00086		2	0.0%
00087		1	0.0%
00088		2	0.0%
00093		1	0.0%
00095		1	0.0%
00096		3	0.0%
00100		10	0.0%
00105		2	0.0%
00106		1	0.0%
00110		3	0.0%
00111		1	0.0%
00118		2	0.0%
00120		4	0.0%
00125		1	0.0%
00130		2	0.0%
00133		1	0.0%
00146		1	0.0%
00150		5	0.0%
00166		1	0.0%
00197		1	0.0%
00200		3	0.0%
00204		1	0.0%
00210		2	0.0%
00241		1	0.0%
00260		2	0.0%
00300		2	0.0%
00326		1	0.0%
00350		1	0.0%
00351		1	0.0%
00361		1	0.0%

## File : 34 Jharkhand

### # T\_ADULT\_F: TOTAL ADULT FEMALE

Value	Label	Cases	Percentage
00400		1	0.0%
00600		1	0.0%
00620		1	0.0%
00700		1	0.0%
00800		1	0.0%
01738		1	0.0%
02000		1	0.0%
05027		1	0.0%

Warning: these figures indicate the number of cases found in the data file. They cannot be interpreted as summary statistics of the population of interest.

### # T\_CHILD\_M: TOTAL CHIELD MALE

<b>Information</b>	[Type= discrete] [Format=character] [Missing=*]
<b>Statistics [NW/ W]</b>	[Valid=398910 /-] [Invalid=0 /-]

Value	Label	Cases	Percentage
00000		385332	96.6%
00001		10606	2.7%
00002		2351	0.6%
00003		379	0.1%
00004		112	0.0%
00005		35	0.0%
00006		23	0.0%
00007		5	0.0%
00008		5	0.0%
00010		19	0.0%
00011		1	0.0%
00012		2	0.0%
00014		1	0.0%
00015		9	0.0%
00020		14	0.0%
00025		3	0.0%
00030		3	0.0%
00035		1	0.0%
00040		3	0.0%
00050		5	0.0%
00100		1	0.0%

Warning: these figures indicate the number of cases found in the data file. They cannot be interpreted as summary statistics of the population of interest.

### # T\_CHILD\_F: TOTAL CHIELD FEMALE

<b>Information</b>	[Type= discrete] [Format=character] [Missing=*]
<b>Statistics [NW/ W]</b>	[Valid=398910 /-] [Invalid=0 /-]

Value	Label	Cases	Percentage
00000		395946	99.3%
00001		2120	0.5%
00002		645	0.2%

## File : 34 Jharkhand

### # T\_CHILD\_F: TOTAL CHIELD FEMALE

Value	Label	Cases	Percentage
00003		78	0.0%
00004		28	0.0%
00005		27	0.0%
00006		5	0.0%
00007		1	0.0%
00008		3	0.0%
00009		2	0.0%
00010		22	0.0%
00011		2	0.0%
00012		2	0.0%
00014		2	0.0%
00015		11	0.0%
00016		1	0.0%
00020		7	0.0%
00025		1	0.0%
00030		3	0.0%
00035		1	0.0%
00040		2	0.0%
00060		1	0.0%

Warning: these figures indicate the number of cases found in the data file. They cannot be interpreted as summary statistics of the population of interest.

### # TOT: TOTAL OF TOTAL

<b>Information</b>	[Type= discrete] [Format=character] [Missing=*]
<b>Statistics [NW/ W]</b>	[Valid=398910 /-] [Invalid=0 /-]

Value	Label	Cases	Percentage
00001		219517	55.0%
00002		106340	26.7%
00003		27453	6.9%
00004		16331	4.1%
00005		8457	2.1%
00006		4684	1.2%
00007		2608	0.7%
00008		2256	0.6%
00009		1268	0.3%
00010		1799	0.5%
00011		828	0.2%
00012		992	0.2%
00013		596	0.1%
00014		446	0.1%
00015		602	0.2%
00016		355	0.1%
00017		281	0.1%
00018		248	0.1%
00019		208	0.1%

**File : 34 Jharkhand****# TOT: TOTAL OF TOTAL**

<b>Value</b>	<b>Label</b>	<b>Cases</b>	<b>Percentage</b>
00020		356	0.1%
00021		163	0.0%
00022		178	0.0%
00023		106	0.0%
00024		97	0.0%
00025		280	0.1%
00026		96	0.0%
00027		68	0.0%
00028		73	0.0%
00029		59	0.0%
00030		171	0.0%
00031		61	0.0%
00032		51	0.0%
00033		49	0.0%
00034		42	0.0%
00035		101	0.0%
00036		41	0.0%
00037		33	0.0%
00038		41	0.0%
00039		24	0.0%
00040		105	0.0%
00041		23	0.0%
00042		42	0.0%
00043		20	0.0%
00044		20	0.0%
00045		60	0.0%
00046		18	0.0%
00047		20	0.0%
00048		11	0.0%
00049		11	0.0%
00050		94	0.0%
00051		35	0.0%
00052		25	0.0%
00053		20	0.0%
00054		11	0.0%
00055		35	0.0%
00056		17	0.0%
00057		13	0.0%
00058		9	0.0%
00059		3	0.0%
00060		63	0.0%
00061		17	0.0%
00062		12	0.0%

**File : 34 Jharkhand****# TOT: TOTAL OF TOTAL**

<b>Value</b>	<b>Label</b>	<b>Cases</b>	<b>Percentage</b>
00063		17	0.0%
00064		13	0.0%
00065		25	0.0%
00066		8	0.0%
00067		10	0.0%
00068		4	0.0%
00069		4	0.0%
00070		25	0.0%
00071		11	0.0%
00072		8	0.0%
00073		7	0.0%
00074		6	0.0%
00075		18	0.0%
00076		10	0.0%
00077		5	0.0%
00078		8	0.0%
00079		5	0.0%
00080		15	0.0%
00081		7	0.0%
00082		5	0.0%
00083		6	0.0%
00084		2	0.0%
00085		7	0.0%
00086		4	0.0%
00087		1	0.0%
00088		5	0.0%
00089		4	0.0%
00090		10	0.0%
00091		3	0.0%
00092		5	0.0%
00093		3	0.0%
00094		3	0.0%
00095		8	0.0%
00096		3	0.0%
00097		3	0.0%
00098		3	0.0%
00099		2	0.0%
00100		30	0.0%
00101		12	0.0%
00102		6	0.0%
00103		6	0.0%
00104		3	0.0%
00105		10	0.0%

**File : 34 Jharkhand****# TOT: TOTAL OF TOTAL**

<b>Value</b>	<b>Label</b>	<b>Cases</b>	<b>Percentage</b>
00106		3	0.0%
00107		3	0.0%
00108		4	0.0%
00109		2	0.0%
00110		11	0.0%
00111		3	0.0%
00112		7	0.0%
00113		3	0.0%
00114		2	0.0%
00115		6	0.0%
00116		3	0.0%
00117		3	0.0%
00118		4	0.0%
00120		11	0.0%
00121		2	0.0%
00122		2	0.0%
00123		3	0.0%
00124		3	0.0%
00125		11	0.0%
00126		2	0.0%
00127		1	0.0%
00128		3	0.0%
00129		1	0.0%
00130		7	0.0%
00131		3	0.0%
00133		1	0.0%
00134		3	0.0%
00135		6	0.0%
00136		2	0.0%
00137		4	0.0%
00139		1	0.0%
00140		6	0.0%
00142		2	0.0%
00144		1	0.0%
00145		4	0.0%
00146		1	0.0%
00148		2	0.0%
00149		1	0.0%
00150		11	0.0%
00151		6	0.0%
00152		1	0.0%
00153		2	0.0%
00154		2	0.0%



**File : 34 Jharkhand****# TOT: TOTAL OF TOTAL**

<b>Value</b>	<b>Label</b>	<b>Cases</b>	<b>Percentage</b>
00155		6	0.0%
00156		1	0.0%
00159		2	0.0%
00160		5	0.0%
00161		2	0.0%
00162		1	0.0%
00163		1	0.0%
00165		3	0.0%
00166		1	0.0%
00170		3	0.0%
00171		1	0.0%
00173		1	0.0%
00175		4	0.0%
00176		3	0.0%
00180		3	0.0%
00181		1	0.0%
00183		1	0.0%
00185		3	0.0%
00186		2	0.0%
00187		1	0.0%
00189		1	0.0%
00190		3	0.0%
00191		1	0.0%
00192		1	0.0%
00193		3	0.0%
00194		2	0.0%
00195		3	0.0%
00197		3	0.0%
00200		11	0.0%
00201		1	0.0%
00203		2	0.0%
00204		3	0.0%
00205		1	0.0%
00206		1	0.0%
00209		1	0.0%
00210		4	0.0%
00211		3	0.0%
00212		2	0.0%
00213		1	0.0%
00214		2	0.0%
00215		1	0.0%
00216		1	0.0%
00217		1	0.0%

**File : 34 Jharkhand****# TOT: TOTAL OF TOTAL**

<b>Value</b>	<b>Label</b>	<b>Cases</b>	<b>Percentage</b>
00218		2	0.0%
00220		3	0.0%
00223		4	0.0%
00224		3	0.0%
00227		2	0.0%
00228		1	0.0%
00230		5	0.0%
00231		1	0.0%
00232		1	0.0%
00233		1	0.0%
00235		1	0.0%
00238		1	0.0%
00239		1	0.0%
00240		11	0.0%
00242		1	0.0%
00245		3	0.0%
00246		1	0.0%
00247		1	0.0%
00249		1	0.0%
00250		9	0.0%
00251		1	0.0%
00252		3	0.0%
00255		3	0.0%
00256		1	0.0%
00260		3	0.0%
00261		1	0.0%
00262		1	0.0%
00264		1	0.0%
00265		2	0.0%
00266		1	0.0%
00270		2	0.0%
00276		1	0.0%
00280		3	0.0%
00284		2	0.0%
00288		1	0.0%
00290		2	0.0%
00300		3	0.0%
00301		2	0.0%
00302		1	0.0%
00303		1	0.0%
00304		2	0.0%
00306		2	0.0%
00310		1	0.0%

**File : 34 Jharkhand****# TOT: TOTAL OF TOTAL**

<b>Value</b>	<b>Label</b>	<b>Cases</b>	<b>Percentage</b>
00311		1	0.0%
00315		2	0.0%
00316		2	0.0%
00319		1	0.0%
00323		1	0.0%
00325		1	0.0%
00328		1	0.0%
00330		1	0.0%
00345		1	0.0%
00350		2	0.0%
00351		1	0.0%
00353		1	0.0%
00360		1	0.0%
00362		1	0.0%
00370		2	0.0%
00373		1	0.0%
00385		1	0.0%
00386		1	0.0%
00388		2	0.0%
00393		1	0.0%
00396		1	0.0%
00400		1	0.0%
00401		1	0.0%
00411		2	0.0%
00412		1	0.0%
00415		1	0.0%
00420		1	0.0%
00430		1	0.0%
00456		2	0.0%
00460		1	0.0%
00464		2	0.0%
00465		1	0.0%
00477		1	0.0%
00480		2	0.0%
00484		1	0.0%
00502		1	0.0%
00505		1	0.0%
00507		2	0.0%
00508		1	0.0%
00512		1	0.0%
00513		1	0.0%
00519		1	0.0%
00521		1	0.0%

**File : 34 Jharkhand****# TOT: TOTAL OF TOTAL**

<b>Value</b>	<b>Label</b>	<b>Cases</b>	<b>Percentage</b>
00526		1	0.0%
00531		1	0.0%
00540		1	0.0%
00542		1	0.0%
00543		1	0.0%
00544		1	0.0%
00549		1	0.0%
00560		1	0.0%
00565		1	0.0%
00600		2	0.0%
00605		1	0.0%
00622		1	0.0%
00624		1	0.0%
00642		1	0.0%
00650		1	0.0%
00655		1	0.0%
00674		1	0.0%
00680		1	0.0%
00683		1	0.0%
00695		1	0.0%
00700		1	0.0%
00704		1	0.0%
00710		1	0.0%
00719		1	0.0%
00721		1	0.0%
00734		1	0.0%
00741		1	0.0%
00764		1	0.0%
00776		1	0.0%
00794		1	0.0%
00800		1	0.0%
00802		1	0.0%
00803		1	0.0%
00829		1	0.0%
00846		1	0.0%
00850		1	0.0%
00867		1	0.0%
00875		1	0.0%
00899		2	0.0%
00910		1	0.0%
00925		1	0.0%
00926		1	0.0%
00939		1	0.0%

**File : 34 Jharkhand****# TOT: TOTAL OF TOTAL**

<b>Value</b>	<b>Label</b>	<b>Cases</b>	<b>Percentage</b>
00995		2	0.0%
01000		2	0.0%
01020		1	0.0%
01067		1	0.0%
01104		1	0.0%
01128		1	0.0%
01150		1	0.0%
01235		1	0.0%
01245		1	0.0%
01250		1	0.0%
01259		1	0.0%
01270		1	0.0%
01274		1	0.0%
01332		1	0.0%
01370		1	0.0%
01418		1	0.0%
01429		1	0.0%
01430		1	0.0%
01480		1	0.0%
01500		2	0.0%
01516		1	0.0%
01570		1	0.0%
01581		1	0.0%
01590		1	0.0%
01650		1	0.0%
01740		1	0.0%
01742		1	0.0%
01781		1	0.0%
01900		1	0.0%
01962		1	0.0%
02000		2	0.0%
02030		1	0.0%
02035		1	0.0%
02115		2	0.0%
02143		1	0.0%
02153		1	0.0%
02169		1	0.0%
02190		2	0.0%
02195		1	0.0%
02260		1	0.0%
02375		1	0.0%
02436		1	0.0%
02496		1	0.0%

## File : 34 Jharkhand

### # TOT: TOTAL OF TOTAL

Value	Label	Cases	Percentage
02503		1	0.0%
02512		1	0.0%
02525		1	0.0%
02530		1	0.0%
02588		1	0.0%
02600		1	0.0%
02650		1	0.0%
03025		1	0.0%
03051		1	0.0%
03109		1	0.0%
03210		1	0.0%
03300		1	0.0%
03305		1	0.0%
03405		1	0.0%
03800		1	0.0%
04500		1	0.0%
04961		1	0.0%
05000		1	0.0%
05191		1	0.0%
17427		1	0.0%
23000		1	0.0%

*Warning: these figures indicate the number of cases found in the data file. They cannot be interpreted as summary statistics of the population of interest.*

### # H\_ADULT\_M: HIRED ADULT MALE

**Information** [Type= discrete] [Format=character] [Missing=\*]

**Statistics [NW/ W]** [Valid=398910 /-] [Invalid=0 /-]

Value	Label	Cases	Percentage
00000		293133	73.5%
00001		53433	13.4%
00002		21158	5.3%
00003		8812	2.2%
00004		5709	1.4%
00005		3860	1.0%
00006		2276	0.6%
00007		1375	0.3%
00008		1486	0.4%
00009		865	0.2%
00010		1328	0.3%
00011		492	0.1%
00012		598	0.1%
00013		298	0.1%
00014		289	0.1%
00015		452	0.1%
00016		205	0.1%

## File : 34 Jharkhand

### # H\_ADULT\_M: HIRED ADULT MALE

Value	Label	Cases	Percentage
00017		117	0.0%
00018		232	0.1%
00019		131	0.0%
00020		319	0.1%
00021		85	0.0%
00022		87	0.0%
00023		73	0.0%
00024		111	0.0%
00025		179	0.0%
00026		58	0.0%
00027		41	0.0%
00028		53	0.0%
00029		51	0.0%
00030		163	0.0%
00031		35	0.0%
00032		36	0.0%
00033		33	0.0%
00034		24	0.0%
00035		61	0.0%
00036		21	0.0%
00037		17	0.0%
00038		37	0.0%
00039		20	0.0%
00040		85	0.0%
00041		14	0.0%
00042		38	0.0%
00043		18	0.0%
00044		17	0.0%
00045		33	0.0%
00046		7	0.0%
00047		9	0.0%
00048		16	0.0%
00049		16	0.0%
00050		76	0.0%
00051		7	0.0%
00052		12	0.0%
00053		15	0.0%
00054		3	0.0%
00055		14	0.0%
00056		14	0.0%
00057		9	0.0%
00058		11	0.0%
00059		9	0.0%

## File : 34 Jharkhand

### # H\_ADULT\_M: HIRED ADULT MALE

Value	Label	Cases	Percentage
00060		49	0.0%
00061		8	0.0%
00062		7	0.0%
00063		9	0.0%
00064		6	0.0%
00065		11	0.0%
00066		5	0.0%
00067		6	0.0%
00068		6	0.0%
00069		8	0.0%
00070		21	0.0%
00071		5	0.0%
00072		3	0.0%
00073		6	0.0%
00074		6	0.0%
00075		12	0.0%
00076		4	0.0%
00077		1	0.0%
00078		5	0.0%
00079		4	0.0%
00080		12	0.0%
00081		6	0.0%
00082		4	0.0%
00083		3	0.0%
00084		3	0.0%
00085		4	0.0%
00086		1	0.0%
00088		3	0.0%
00089		2	0.0%
00090		7	0.0%
00091		1	0.0%
00092		2	0.0%
00093		4	0.0%
00094		3	0.0%
00095		5	0.0%
00097		1	0.0%
00098		4	0.0%
00099		4	0.0%
00100		32	0.0%
00102		2	0.0%
00103		4	0.0%
00104		7	0.0%
00105		5	0.0%



**File : 34 Jharkhand****# H\_ADULT\_M: HIRED ADULT MALE**

<b>Value</b>	<b>Label</b>	<b>Cases</b>	<b>Percentage</b>
00106		3	0.0%
00107		3	0.0%
00108		3	0.0%
00109		1	0.0%
00110		11	0.0%
00111		1	0.0%
00113		6	0.0%
00114		1	0.0%
00115		3	0.0%
00116		3	0.0%
00117		1	0.0%
00118		2	0.0%
00119		1	0.0%
00120		4	0.0%
00122		2	0.0%
00123		3	0.0%
00124		4	0.0%
00125		5	0.0%
00126		2	0.0%
00128		5	0.0%
00129		1	0.0%
00130		1	0.0%
00131		1	0.0%
00132		2	0.0%
00133		1	0.0%
00134		3	0.0%
00135		9	0.0%
00136		1	0.0%
00137		1	0.0%
00138		1	0.0%
00139		1	0.0%
00140		6	0.0%
00141		1	0.0%
00142		3	0.0%
00143		1	0.0%
00145		2	0.0%
00146		2	0.0%
00148		2	0.0%
00150		16	0.0%
00151		1	0.0%
00153		2	0.0%
00154		1	0.0%
00155		2	0.0%

## File : 34 Jharkhand

### # H\_ADULT\_M: HIRED ADULT MALE

Value	Label	Cases	Percentage
00156		1	0.0%
00157		1	0.0%
00160		7	0.0%
00161		1	0.0%
00162		2	0.0%
00163		1	0.0%
00165		5	0.0%
00166		1	0.0%
00168		1	0.0%
00169		1	0.0%
00170		2	0.0%
00171		1	0.0%
00172		2	0.0%
00173		1	0.0%
00174		1	0.0%
00175		7	0.0%
00176		1	0.0%
00178		1	0.0%
00180		5	0.0%
00182		1	0.0%
00183		1	0.0%
00185		1	0.0%
00190		3	0.0%
00193		3	0.0%
00195		1	0.0%
00197		2	0.0%
00199		1	0.0%
00200		14	0.0%
00203		2	0.0%
00205		4	0.0%
00207		1	0.0%
00208		1	0.0%
00210		4	0.0%
00211		1	0.0%
00212		2	0.0%
00213		1	0.0%
00214		2	0.0%
00215		1	0.0%
00216		4	0.0%
00217		1	0.0%
00218		1	0.0%
00220		1	0.0%
00222		1	0.0%

## File : 34 Jharkhand

### # H\_ADULT\_M: HIRED ADULT MALE

Value	Label	Cases	Percentage
00224		1	0.0%
00225		2	0.0%
00226		1	0.0%
00230		4	0.0%
00232		1	0.0%
00233		1	0.0%
00235		1	0.0%
00239		1	0.0%
00240		5	0.0%
00242		1	0.0%
00243		1	0.0%
00245		2	0.0%
00249		1	0.0%
00250		7	0.0%
00252		1	0.0%
00254		1	0.0%
00255		1	0.0%
00256		1	0.0%
00260		1	0.0%
00264		1	0.0%
00266		1	0.0%
00270		1	0.0%
00274		1	0.0%
00275		2	0.0%
00280		1	0.0%
00284		2	0.0%
00285		1	0.0%
00288		1	0.0%
00290		1	0.0%
00298		1	0.0%
00299		1	0.0%
00300		5	0.0%
00301		1	0.0%
00302		1	0.0%
00306		1	0.0%
00312		1	0.0%
00316		2	0.0%
00325		1	0.0%
00326		1	0.0%
00328		2	0.0%
00345		2	0.0%
00349		1	0.0%
00350		2	0.0%

**File : 34 Jharkhand****# H\_ADULT\_M: HIRED ADULT MALE**

<b>Value</b>	<b>Label</b>	<b>Cases</b>	<b>Percentage</b>
00353		1	0.0%
00359		1	0.0%
00360		1	0.0%
00373		1	0.0%
00385		1	0.0%
00390		1	0.0%
00393		1	0.0%
00400		2	0.0%
00406		1	0.0%
00410		2	0.0%
00411		1	0.0%
00412		2	0.0%
00415		1	0.0%
00425		1	0.0%
00431		1	0.0%
00432		1	0.0%
00437		1	0.0%
00447		1	0.0%
00450		1	0.0%
00452		1	0.0%
00456		2	0.0%
00458		1	0.0%
00463		1	0.0%
00464		1	0.0%
00468		1	0.0%
00477		1	0.0%
00480		1	0.0%
00500		1	0.0%
00502		1	0.0%
00505		1	0.0%
00508		1	0.0%
00509		1	0.0%
00513		1	0.0%
00514		1	0.0%
00515		1	0.0%
00520		1	0.0%
00540		2	0.0%
00544		1	0.0%
00565		1	0.0%
00567		1	0.0%
00600		2	0.0%
00605		1	0.0%
00621		1	0.0%

**File : 34 Jharkhand****# H\_ADULT\_M: HIRED ADULT MALE**

<b>Value</b>	<b>Label</b>	<b>Cases</b>	<b>Percentage</b>
00624		1	0.0%
00626		1	0.0%
00630		1	0.0%
00680		1	0.0%
00683		1	0.0%
00695		1	0.0%
00700		1	0.0%
00704		1	0.0%
00715		1	0.0%
00719		1	0.0%
00740		2	0.0%
00741		1	0.0%
00749		1	0.0%
00764		1	0.0%
00776		1	0.0%
00798		1	0.0%
00800		1	0.0%
00802		1	0.0%
00810		1	0.0%
00828		1	0.0%
00845		1	0.0%
00860		1	0.0%
00899		1	0.0%
00900		1	0.0%
00918		1	0.0%
00926		1	0.0%
00939		1	0.0%
00995		1	0.0%
01000		1	0.0%
01020		1	0.0%
01050		1	0.0%
01067		1	0.0%
01100		2	0.0%
01235		1	0.0%
01243		1	0.0%
01245		1	0.0%
01250		1	0.0%
01256		1	0.0%
01270		1	0.0%
01274		1	0.0%
01300		1	0.0%
01332		1	0.0%
01360		1	0.0%

**File : 34 Jharkhand****# H\_ADULT\_M: HIRED ADULT MALE**

<b>Value</b>	<b>Label</b>	<b>Cases</b>	<b>Percentage</b>
01363		1	0.0%
01412		1	0.0%
01430		1	0.0%
01450		1	0.0%
01455		1	0.0%
01510		1	0.0%
01530		1	0.0%
01540		1	0.0%
01566		1	0.0%
01590		1	0.0%
01742		1	0.0%
01800		1	0.0%
01850		1	0.0%
01900		1	0.0%
01950		1	0.0%
01962		1	0.0%
02000		1	0.0%
02009		1	0.0%
02010		1	0.0%
02030		1	0.0%
02090		1	0.0%
02103		1	0.0%
02105		1	0.0%
02110		1	0.0%
02130		1	0.0%
02150		1	0.0%
02180		1	0.0%
02187		1	0.0%
02225		1	0.0%
02236		1	0.0%
02436		1	0.0%
02442		1	0.0%
02500		2	0.0%
02512		1	0.0%
02530		1	0.0%
03000		2	0.0%
03025		1	0.0%
03051		1	0.0%
03100		1	0.0%
03101		1	0.0%
03109		1	0.0%
03300		1	0.0%
03453		1	0.0%

## File : 34 Jharkhand

### # H\_ADULT\_M: HIRED ADULT MALE

Value	Label	Cases	Percentage
03800		1	0.0%
04611		1	0.0%
05000		1	0.0%
12400		1	0.0%
21000		1	0.0%

Warning: these figures indicate the number of cases found in the data file. They cannot be interpreted as summary statistics of the population of interest.

### # H\_ADULT\_F: HIRED ADULT FEMALE

<b>Information</b>	[Type= discrete] [Format=character] [Missing=*]
<b>Statistics [NW/ W]</b>	[Valid=398910 /-] [Invalid=0 /-]

Value	Label	Cases	Percentage
00000		380677	95.4%
00001		8920	2.2%
00002		4544	1.1%
00003		1231	0.3%
00004		828	0.2%
00005		603	0.2%
00006		319	0.1%
00007		196	0.0%
00008		232	0.1%
00009		73	0.0%
00010		304	0.1%
00011		43	0.0%
00012		118	0.0%
00013		43	0.0%
00014		44	0.0%
00015		138	0.0%
00016		28	0.0%
00017		13	0.0%
00018		22	0.0%
00019		8	0.0%
00020		122	0.0%
00021		10	0.0%
00022		8	0.0%
00023		9	0.0%
00024		10	0.0%
00025		46	0.0%
00026		6	0.0%
00027		4	0.0%
00028		5	0.0%
00029		2	0.0%
00030		53	0.0%
00031		1	0.0%
00032		5	0.0%

**File : 34 Jharkhand****# H\_ADULT\_F: HIRED ADULT FEMALE**

<b>Value</b>	<b>Label</b>	<b>Cases</b>	<b>Percentage</b>
00033		4	0.0%
00034		2	0.0%
00035		23	0.0%
00037		2	0.0%
00038		1	0.0%
00039		2	0.0%
00040		34	0.0%
00041		1	0.0%
00042		4	0.0%
00044		1	0.0%
00045		11	0.0%
00047		2	0.0%
00048		2	0.0%
00049		2	0.0%
00050		18	0.0%
00051		3	0.0%
00052		1	0.0%
00053		1	0.0%
00054		1	0.0%
00055		6	0.0%
00058		1	0.0%
00060		6	0.0%
00062		2	0.0%
00063		1	0.0%
00064		1	0.0%
00065		4	0.0%
00066		1	0.0%
00067		1	0.0%
00068		4	0.0%
00070		10	0.0%
00073		2	0.0%
00075		7	0.0%
00076		3	0.0%
00078		1	0.0%
00079		1	0.0%
00080		7	0.0%
00081		1	0.0%
00084		1	0.0%
00085		2	0.0%
00086		2	0.0%
00087		1	0.0%
00088		2	0.0%
00093		1	0.0%



## File : 34 Jharkhand

### # H\_ADULT\_F: HIRED ADULT FEMALE

Value	Label	Cases	Percentage
00095		1	0.0%
00096		3	0.0%
00100		10	0.0%
00105		2	0.0%
00106		1	0.0%
00110		3	0.0%
00111		1	0.0%
00118		2	0.0%
00120		4	0.0%
00125		1	0.0%
00130		2	0.0%
00133		1	0.0%
00146		1	0.0%
00150		5	0.0%
00166		1	0.0%
00197		1	0.0%
00200		3	0.0%
00204		1	0.0%
00210		2	0.0%
00241		1	0.0%
00260		2	0.0%
00300		2	0.0%
00326		1	0.0%
00350		1	0.0%
00351		1	0.0%
00361		1	0.0%
00400		1	0.0%
00600		1	0.0%
00620		1	0.0%
00700		1	0.0%
00800		1	0.0%
01738		1	0.0%
02000		1	0.0%
05027		1	0.0%

Warning: these figures indicate the number of cases found in the data file. They cannot be interpreted as summary statistics of the population of interest.

### # H\_CHILD\_M: HIRED CHIELD MALE

Value	Label	Cases	Percentage
00000		394885	99.0%
00001		2747	0.7%
00002		970	0.2%
00003		163	0.0%

## File : 34 Jharkhand

### # H\_CHILD\_M: HIRED CHIELD MALE

Value	Label	Cases	Percentage
00004		61	0.0%
00005		19	0.0%
00006		11	0.0%
00007		3	0.0%
00008		3	0.0%
00010		11	0.0%
00011		1	0.0%
00012		1	0.0%
00015		8	0.0%
00020		12	0.0%
00025		3	0.0%
00030		3	0.0%
00035		1	0.0%
00040		3	0.0%
00050		4	0.0%
00100		1	0.0%

Warning: these figures indicate the number of cases found in the data file. They cannot be interpreted as summary statistics of the population of interest.

### # H\_CHILD\_F: HIRED CHIELD FEMALE

<b>Information</b>	[Type= discrete] [Format=character] [Missing=*]
<b>Statistics [NW/ W]</b>	[Valid=398910 /-] [Invalid=0 /-]

Value	Label	Cases	Percentage
00000		398494	99.9%
00001		244	0.1%
00002		91	0.0%
00003		10	0.0%
00004		8	0.0%
00005		8	0.0%
00006		1	0.0%
00008		2	0.0%
00009		1	0.0%
00010		19	0.0%
00011		2	0.0%
00012		2	0.0%
00014		2	0.0%
00015		11	0.0%
00020		7	0.0%
00025		1	0.0%
00030		3	0.0%
00035		1	0.0%
00040		2	0.0%
00060		1	0.0%

Warning: these figures indicate the number of cases found in the data file. They cannot be interpreted as summary statistics of the population of interest.

# File : 34 Jharkhand

## # T\_HIRED: TOTAL OF HIRED

**Information** [Type= discrete] [Format=character] [Missing=\*]

**Statistics [NW/ W]** [Valid=398910 /-] [Invalid=0 /-]

Value	Label	Cases	Percentage
00000		287301	72.0%
00001		51198	12.8%
00002		25060	6.3%
00003		9529	2.4%
00004		6118	1.5%
00005		4440	1.1%
00006		2705	0.7%
00007		1661	0.4%
00008		1619	0.4%
00009		1085	0.3%
00010		1394	0.3%
00011		630	0.2%
00012		742	0.2%
00013		464	0.1%
00014		402	0.1%
00015		457	0.1%
00016		263	0.1%
00017		183	0.0%
00018		247	0.1%
00019		163	0.0%
00020		299	0.1%
00021		121	0.0%
00022		106	0.0%
00023		95	0.0%
00024		127	0.0%
00025		216	0.1%
00026		77	0.0%
00027		60	0.0%
00028		72	0.0%
00029		67	0.0%
00030		141	0.0%
00031		52	0.0%
00032		47	0.0%
00033		42	0.0%
00034		40	0.0%
00035		101	0.0%
00036		32	0.0%
00037		27	0.0%
00038		34	0.0%
00039		36	0.0%
00040		91	0.0%

## File : 34 Jharkhand

### # T\_HIRED: TOTAL OF HIRED

Value	Label	Cases	Percentage
00041		14	0.0%
00042		38	0.0%
00043		18	0.0%
00044		25	0.0%
00045		53	0.0%
00046		16	0.0%
00047		20	0.0%
00048		16	0.0%
00049		19	0.0%
00050		95	0.0%
00051		13	0.0%
00052		16	0.0%
00053		20	0.0%
00054		11	0.0%
00055		31	0.0%
00056		15	0.0%
00057		12	0.0%
00058		12	0.0%
00059		5	0.0%
00060		58	0.0%
00061		9	0.0%
00062		12	0.0%
00063		14	0.0%
00064		16	0.0%
00065		28	0.0%
00066		4	0.0%
00067		7	0.0%
00068		7	0.0%
00069		5	0.0%
00070		23	0.0%
00071		10	0.0%
00072		9	0.0%
00073		7	0.0%
00074		7	0.0%
00075		15	0.0%
00076		8	0.0%
00077		6	0.0%
00078		7	0.0%
00079		2	0.0%
00080		15	0.0%
00081		5	0.0%
00082		3	0.0%
00083		4	0.0%

**File : 34 Jharkhand**

**# T\_HIRED: TOTAL OF HIRED**

Value	Label	Cases	Percentage
00084		2	0.0%
00085		8	0.0%
00086		3	0.0%
00087		1	0.0%
00088		4	0.0%
00089		5	0.0%
00090		10	0.0%
00091		2	0.0%
00092		5	0.0%
00093		3	0.0%
00094		2	0.0%
00095		8	0.0%
00096		3	0.0%
00097		2	0.0%
00098		4	0.0%
00099		5	0.0%
00100		33	0.0%
00101		7	0.0%
00102		3	0.0%
00103		3	0.0%
00104		4	0.0%
00105		9	0.0%
00106		5	0.0%
00107		3	0.0%
00108		4	0.0%
00109		3	0.0%
00110		13	0.0%
00111		2	0.0%
00112		5	0.0%
00113		5	0.0%
00114		1	0.0%
00115		6	0.0%
00116		2	0.0%
00117		4	0.0%
00118		4	0.0%
00119		2	0.0%
00120		7	0.0%
00121		1	0.0%
00122		2	0.0%
00123		3	0.0%
00124		4	0.0%
00125		8	0.0%
00126		2	0.0%

**File : 34 Jharkhand****# T\_HIRED: TOTAL OF HIRED**

<b>Value</b>	<b>Label</b>	<b>Cases</b>	<b>Percentage</b>
00127		2	0.0%
00128		3	0.0%
00129		2	0.0%
00130		7	0.0%
00131		1	0.0%
00134		4	0.0%
00135		7	0.0%
00136		1	0.0%
00137		4	0.0%
00139		1	0.0%
00140		5	0.0%
00142		2	0.0%
00144		3	0.0%
00145		3	0.0%
00146		2	0.0%
00148		2	0.0%
00149		1	0.0%
00150		13	0.0%
00151		2	0.0%
00152		2	0.0%
00153		3	0.0%
00154		2	0.0%
00155		4	0.0%
00159		2	0.0%
00160		6	0.0%
00161		1	0.0%
00162		1	0.0%
00163		1	0.0%
00165		3	0.0%
00166		1	0.0%
00170		3	0.0%
00171		1	0.0%
00173		1	0.0%
00175		5	0.0%
00176		3	0.0%
00180		4	0.0%
00183		1	0.0%
00185		3	0.0%
00186		3	0.0%
00189		1	0.0%
00190		3	0.0%
00192		2	0.0%
00193		3	0.0%

**File : 34 Jharkhand**

**# T\_HIRED: TOTAL OF HIRED**

Value	Label	Cases	Percentage
00194		2	0.0%
00195		2	0.0%
00197		3	0.0%
00199		2	0.0%
00200		10	0.0%
00203		2	0.0%
00204		3	0.0%
00205		2	0.0%
00206		1	0.0%
00209		1	0.0%
00210		6	0.0%
00211		2	0.0%
00212		1	0.0%
00214		2	0.0%
00215		1	0.0%
00216		1	0.0%
00217		1	0.0%
00218		3	0.0%
00220		5	0.0%
00221		2	0.0%
00222		1	0.0%
00223		1	0.0%
00227		2	0.0%
00228		2	0.0%
00230		4	0.0%
00231		1	0.0%
00232		2	0.0%
00233		1	0.0%
00238		1	0.0%
00239		1	0.0%
00240		10	0.0%
00245		3	0.0%
00246		1	0.0%
00247		1	0.0%
00249		1	0.0%
00250		11	0.0%
00251		1	0.0%
00252		3	0.0%
00255		2	0.0%
00256		1	0.0%
00260		3	0.0%
00261		1	0.0%
00264		1	0.0%

**File : 34 Jharkhand****# T\_HIRED: TOTAL OF HIRED**

<b>Value</b>	<b>Label</b>	<b>Cases</b>	<b>Percentage</b>
00265		2	0.0%
00266		1	0.0%
00270		2	0.0%
00275		1	0.0%
00280		3	0.0%
00284		2	0.0%
00288		1	0.0%
00290		2	0.0%
00295		1	0.0%
00300		3	0.0%
00301		2	0.0%
00302		1	0.0%
00303		1	0.0%
00304		2	0.0%
00306		2	0.0%
00310		1	0.0%
00311		1	0.0%
00315		2	0.0%
00316		2	0.0%
00323		1	0.0%
00325		1	0.0%
00328		1	0.0%
00330		1	0.0%
00345		1	0.0%
00350		3	0.0%
00353		1	0.0%
00360		2	0.0%
00370		2	0.0%
00372		1	0.0%
00385		1	0.0%
00386		1	0.0%
00388		2	0.0%
00393		1	0.0%
00396		1	0.0%
00400		2	0.0%
00410		1	0.0%
00411		1	0.0%
00412		1	0.0%
00415		1	0.0%
00420		1	0.0%
00430		1	0.0%
00456		2	0.0%
00460		1	0.0%



**File : 34 Jharkhand**

**# T\_HIRED: TOTAL OF HIRED**

Value	Label	Cases	Percentage
00464		2	0.0%
00465		1	0.0%
00477		1	0.0%
00480		2	0.0%
00484		1	0.0%
00502		1	0.0%
00505		1	0.0%
00507		2	0.0%
00508		1	0.0%
00510		1	0.0%
00513		1	0.0%
00519		1	0.0%
00520		1	0.0%
00525		1	0.0%
00530		1	0.0%
00540		1	0.0%
00542		1	0.0%
00543		1	0.0%
00544		1	0.0%
00549		1	0.0%
00560		1	0.0%
00565		1	0.0%
00600		2	0.0%
00605		1	0.0%
00622		1	0.0%
00624		1	0.0%
00642		1	0.0%
00650		1	0.0%
00655		1	0.0%
00674		1	0.0%
00680		1	0.0%
00683		1	0.0%
00695		1	0.0%
00700		1	0.0%
00704		1	0.0%
00710		1	0.0%
00719		1	0.0%
00721		1	0.0%
00741		1	0.0%
00764		1	0.0%
00776		1	0.0%
00794		1	0.0%
00800		1	0.0%

**File : 34 Jharkhand**

**# T\_HIRED: TOTAL OF HIRED**

Value	Label	Cases	Percentage
00802		1	0.0%
00803		1	0.0%
00829		1	0.0%
00846		1	0.0%
00850		1	0.0%
00867		1	0.0%
00875		1	0.0%
00899		2	0.0%
00910		1	0.0%
00925		1	0.0%
00926		1	0.0%
00939		1	0.0%
00995		2	0.0%
01000		2	0.0%
01020		1	0.0%
01067		1	0.0%
01104		1	0.0%
01128		1	0.0%
01150		1	0.0%
01235		1	0.0%
01245		1	0.0%
01250		1	0.0%
01254		1	0.0%
01270		1	0.0%
01274		1	0.0%
01332		1	0.0%
01370		1	0.0%
01418		1	0.0%
01429		1	0.0%
01430		1	0.0%
01480		1	0.0%
01500		2	0.0%
01516		1	0.0%
01570		1	0.0%
01581		1	0.0%
01590		1	0.0%
01650		1	0.0%
01740		1	0.0%
01742		1	0.0%
01781		1	0.0%
01900		1	0.0%
01962		1	0.0%
02000		2	0.0%

## File : 34 Jharkhand

### # T\_HIRED: TOTAL OF HIRED

Value	Label	Cases	Percentage
02030		1	0.0%
02035		1	0.0%
02115		2	0.0%
02143		1	0.0%
02153		1	0.0%
02169		1	0.0%
02190		2	0.0%
02195		1	0.0%
02260		1	0.0%
02375		1	0.0%
02436		1	0.0%
02496		1	0.0%
02503		1	0.0%
02512		1	0.0%
02525		1	0.0%
02530		1	0.0%
02588		1	0.0%
02600		1	0.0%
02650		1	0.0%
03025		1	0.0%
03051		1	0.0%
03109		1	0.0%
03210		1	0.0%
03300		1	0.0%
03305		1	0.0%
03405		1	0.0%
03800		1	0.0%
04500		1	0.0%
04961		1	0.0%
05000		1	0.0%
05191		1	0.0%
17427		1	0.0%
23000		1	0.0%

Warning: these figures indicate the number of cases found in the data file. They cannot be interpreted as summary statistics of the population of interest.

### # REMAKS: REMARKS

<b>Information</b>	[Type= discrete] [Format=character] [Missing=*]		
<b>Statistics [NW/ W]</b>	[Valid=398910 /-] [Invalid=0 /-]		
Value	Label	Cases	Percentage
000		394170	98.8%
001		404	0.1%
002		1110	0.3%
003		85	0.0%
004		42	0.0%

## File : 34 Jharkhand

### # REMAKS: REMARKS

Value	Label	Cases	Percentage
005		75	0.0%
006		663	0.2%
011		342	0.1%
016		4	0.0%
022		1	0.0%
025		1827	0.5%
030		1	0.0%
065		4	0.0%
069		1	0.0%
123		1	0.0%
146		1	0.0%
151		13	0.0%
229		36	0.0%
240		122	0.0%
315		7	0.0%
398		1	0.0%

Warning: these figures indicate the number of cases found in the data file. They cannot be interpreted as summary statistics of the population of interest.

### # TYPE\_ENTERP: TYPE OF ENTERPRISE

<b>Information</b>	[Type= discrete] [Format=character] [Missing=*]
<b>Statistics [NW/ W]</b>	[Valid=398910 /-] [Invalid=0 /-]

Value	Label	Cases	Percentage
1		287301	72.0%
2		93051	23.3%
3		18558	4.7%

Warning: these figures indicate the number of cases found in the data file. They cannot be interpreted as summary statistics of the population of interest.

### # MAJOR\_ACT: MAJOR ACTIVITY CODE

<b>Information</b>	[Type= discrete] [Format=character] [Missing=*]
<b>Statistics [NW/ W]</b>	[Valid=398910 /-] [Invalid=0 /-]

Value	Label	Cases	Percentage
01		17972	4.5%
02		3970	1.0%
04		1347	0.3%
05		68600	17.2%
06		327	0.1%
07		1502	0.4%
08		5425	1.4%
09		176511	44.2%
10		13409	3.4%
11		6259	1.6%
12		727	0.2%
13		3014	0.8%
14		6693	1.7%

## File : 34 Jharkhand

### # MAJOR\_ACT: MAJOR ACTIVITY CODE

Value	Label	Cases	Percentage
15		93154	23.4%

*Warning: these figures indicate the number of cases found in the data file. They cannot be interpreted as summary statistics of the population of interest.*

### # SIZE\_EMP1: SIZE OF EMPLOYMENT CODE-

<b>Information</b>	[Type= discrete] [Format=character] [Missing=*]
<b>Statistics [NW/ W]</b>	[Valid=398910 /-] [Invalid=0 /-]

Value	Label	Cases	Percentage
1	Employee size 0 to 1	219517	55.0%
2	Employee size 2	106340	26.7%
3	Employee size 3	27453	6.9%
4	Employee size 4	16331	4.1%
5	Employee size 5	8457	2.1%
6	Employee size 6 to 9	10816	2.7%
7	Employee size >9	9996	2.5%

*Warning: these figures indicate the number of cases found in the data file. They cannot be interpreted as summary statistics of the population of interest.*

### # SIZE\_EMP2: SIZE OF EMPLOYMENT CODE-

<b>Information</b>	[Type= discrete] [Format=character] [Missing=*]
<b>Statistics [NW/ W]</b>	[Valid=398910 /-] [Invalid=0 /-]

Value	Label	Cases	Percentage
01	Employee size 0 to 1	219517	55.0%
02	Employee size 2	106340	26.7%
03	Employee size 3	27453	6.9%
04	Employee size 4	16331	4.1%
05	Employee size 5	8457	2.1%
07	Employee size 6 to 9	10816	2.7%
08	Employee size 10 to 14	4661	1.2%
09	Employee size 15 to 19	1694	0.4%
10	Employee size 20 to 24	900	0.2%
11	Employee size 25 to 49	1520	0.4%
12	Employee size 50 to 99	637	0.2%
13	Employee size 100 to 199	288	0.1%
14	Employee size 200 to 499	172	0.0%
15	Employee size >=500	124	0.0%

*Warning: these figures indicate the number of cases found in the data file. They cannot be interpreted as summary statistics of the population of interest.*

### # FITTER: FILLER

<b>Information</b>	[Type= discrete] [Format=character] [Missing=*]
<b>Statistics [NW/ W]</b>	[Valid=398910 /-] [Invalid=0 /-]

Value	Label	Cases	Percentage
0		398910	100.0%

*Warning: these figures indicate the number of cases found in the data file. They cannot be interpreted as summary statistics of the population of interest.*

## File : 35 Chhattisgarh

### # FILE\_ID: FILE-ID

**Information** [Type= discrete] [Format=character] [Missing=\*]

**Statistics [NW/ W]** [Valid=531098 /-] [Invalid=0 /-]

Value	Label	Cases	Percentage
EC98AD		531098	100.0%

*Warning: these figures indicate the number of cases found in the data file. They cannot be interpreted as summary statistics of the population of interest.*

### # ID\_NO: IDENTIFICATION NO (ID NO)

**Information** [Type= discrete] [Format=character] [Missing=\*]

**Statistics [NW/ W]** [Valid=531098 /-] [Invalid=0 /-]

### # ST: STATE CODE

**Information** [Type= discrete] [Format=character] [Missing=\*]

**Statistics [NW/ W]** [Valid=531098 /-] [Invalid=0 /-]

Value	Label	Cases	Percentage
35	Chhattisgarh	531098	100.0%

*Warning: these figures indicate the number of cases found in the data file. They cannot be interpreted as summary statistics of the population of interest.*

### # DT: DISTRICT CODE

**Information** [Type= discrete] [Format=character] [Missing=\*]

**Statistics [NW/ W]** [Valid=531098 /-] [Invalid=0 /-]

Value	Label	Cases	Percentage
39	SURGUJA	26470	5.0%
40	BILASPUR	51113	9.6%
41	RAIGARH	40403	7.6%
42	RAJANNDGAON	35265	6.6%
43	DURG	79151	14.9%
44	RAIPUR	77224	14.5%
45	BASTAR	23955	4.5%
47	KORBA	45043	8.5%
48	JANJGIR	27448	5.2%
49	JASPUR	16586	3.1%
50	KORIYA	11745	2.2%
55	KANKER	18248	3.4%
56	DANTEWARA	16186	3.0%
57	MAHASAMUND	29303	5.5%
58	DHAMTARI	19717	3.7%
59	KAWARDHA	13241	2.5%

*Warning: these figures indicate the number of cases found in the data file. They cannot be interpreted as summary statistics of the population of interest.*

### # TEH: TEHSIL CODE

**Information** [Type= discrete] [Format=character] [Missing=\*]

**Statistics [NW/ W]** [Valid=531098 /-] [Invalid=0 /-]

Value	Label	Cases	Percentage
000		130532	24.6%
001		27694	5.2%

# File : 35 Chhattisgarh

## # TEH: TEHSIL CODE

Value	Label	Cases	Percentage
002		23774	4.5%
003		27432	5.2%
004		17283	3.3%
005		61629	11.6%
006		33146	6.2%
007		32597	6.1%
008		38789	7.3%
009		35147	6.6%
010		22450	4.2%
011		15446	2.9%
012		12562	2.4%
013		13423	2.5%
014		3865	0.7%
015		9023	1.7%
016		6809	1.3%
017		4004	0.8%
018		4709	0.9%
019		6342	1.2%
020		2820	0.5%
028		593	0.1%
038		1	0.0%
048		376	0.1%
067		471	0.1%
108		11	0.0%
126		17	0.0%
127		50	0.0%
650		19	0.0%
706		84	0.0%

Warning: these figures indicate the number of cases found in the data file. They cannot be interpreted as summary statistics of the population of interest.

## # CD\_BLOCK: CD BLOCK

Value	Label	Cases	Percentage
00		150823	28.4%
01		15737	3.0%
02		16690	3.1%
03		15998	3.0%
04		16740	3.2%
05		23365	4.4%
06		16020	3.0%
07		43239	8.1%
08		19192	3.6%
09		24789	4.7%

## File : 35 Chhattisgarh

### # CD\_BLOCK: CD BLOCK

Value	Label	Cases	Percentage
10		20663	3.9%
11		19752	3.7%
12		18308	3.4%
13		13273	2.5%
14		12780	2.4%
15		11299	2.1%
16		13385	2.5%
17		11696	2.2%
18		8338	1.6%
19		7418	1.4%
20		6528	1.2%
21		6737	1.3%
22		6706	1.3%
23		4764	0.9%
24		10334	1.9%
25		3375	0.6%
26		470	0.1%
27		1008	0.2%
28		559	0.1%
29		777	0.1%
30		890	0.2%
31		992	0.2%
32		6994	1.3%
40		800	0.2%
80		657	0.1%
90		2	0.0%

Warning: these figures indicate the number of cases found in the data file. They cannot be interpreted as summary statistics of the population of interest.

### # SECTOR: SECTOR CODE

<b>Information</b>	[Type= discrete] [Format=character] [Missing=*]
<b>Statistics [NW/ W]</b>	[Valid=531098 /-] [Invalid=0 /-]

Value	Label	Cases	Percentage
1	Rural	363037	68.4%
2	Urban	168061	31.6%

Warning: these figures indicate the number of cases found in the data file. They cannot be interpreted as summary statistics of the population of interest.

### # V\_C: VILLAGE CODE

<b>Information</b>	[Type= discrete] [Format=character] [Missing=*]
<b>Statistics [NW/ W]</b>	[Valid=531098 /-] [Invalid=0 /-]

Value	Label	Cases	Percentage
001		1316	0.2%
002		1823	0.3%
003		1776	0.3%
004		1295	0.2%



## File : 35 Chhattisgarh

### # V\_C: VILLAGE CODE

Value	Label	Cases	Percentage
005		1542	0.3%
006		1688	0.3%
007		2100	0.4%
008		2019	0.4%
009		2005	0.4%
010		1990	0.4%
011		1521	0.3%
012		1643	0.3%
013		1493	0.3%
014		1651	0.3%
015		1868	0.4%
016		1723	0.3%
017		2048	0.4%
018		6964	1.3%
019		4884	0.9%
020		1802	0.3%
021		1462	0.3%
022		1776	0.3%
023		2223	0.4%
024		1784	0.3%
025		1853	0.3%
026		1867	0.4%
027		7657	1.4%
028		2912	0.5%
029		5165	1.0%
030		1888	0.4%
031		1375	0.3%
032		1579	0.3%
033		2178	0.4%
034		1285	0.2%
035		1959	0.4%
036		11743	2.2%
037		5145	1.0%
038		5597	1.1%
039		3982	0.7%
040		1985	0.4%
041		1978	0.4%
042		2293	0.4%
043		1877	0.4%
044		2363	0.4%
045		1554	0.3%
046		1553	0.3%
047		5749	1.1%

# File : 35 Chhattisgarh

## # V\_C: VILLAGE CODE

Value	Label	Cases	Percentage
048		5342	1.0%
049		3887	0.7%
050		2001	0.4%
051		1888	0.4%
052		1806	0.3%
053		2224	0.4%
054		1593	0.3%
055		1997	0.4%
056		2055	0.4%
057		1833	0.3%
058		3187	0.6%
059		4357	0.8%
060		2174	0.4%
061		1992	0.4%
062		2509	0.5%
063		1756	0.3%
064		1915	0.4%
065		2487	0.5%
066		2315	0.4%
067		11466	2.2%
068		14248	2.7%
069		4347	0.8%
070		2068	0.4%
071		1699	0.3%
072		2573	0.5%
073		1947	0.4%
074		1515	0.3%
075		1506	0.3%
076		1528	0.3%
077		2606	0.5%
078		1748	0.3%
079		6242	1.2%
080		2247	0.4%
081		1966	0.4%
082		1822	0.3%
083		2390	0.5%
084		2638	0.5%
085		2361	0.4%
086		2307	0.4%
087		1400	0.3%
088		12892	2.4%
089		3866	0.7%
090		1460	0.3%

# File : 35 Chhattisgarh

## # V\_C: VILLAGE CODE

Value	Label	Cases	Percentage
091		1427	0.3%
092		1806	0.3%
093		1626	0.3%
094		1509	0.3%
095		1713	0.3%
096		2320	0.4%
097		1305	0.2%
098		2284	0.4%
099		2726	0.5%
100		2224	0.4%
101		1419	0.3%
102		1431	0.3%
103		1540	0.3%
104		1355	0.3%
105		1715	0.3%
106		1350	0.3%
107		1252	0.2%
108		5629	1.1%
109		2204	0.4%
110		1165	0.2%
111		1318	0.2%
112		1433	0.3%
113		1216	0.2%
114		1317	0.2%
115		1516	0.3%
116		1050	0.2%
117		1157	0.2%
118		5482	1.0%
119		1058	0.2%
120		1680	0.3%
121		1533	0.3%
122		1404	0.3%
123		1170	0.2%
124		1453	0.3%
125		2099	0.4%
126		3761	0.7%
127		25942	4.9%
128		1045	0.2%
129		1558	0.3%
130		1461	0.3%
131		1382	0.3%
132		1140	0.2%
133		1212	0.2%

## File : 35 Chhattisgarh

### # V\_C: VILLAGE CODE

Value	Label	Cases	Percentage
134		1189	0.2%
135		1154	0.2%
136		897	0.2%
137		2317	0.4%
138		2302	0.4%
139		1771	0.3%
140		1159	0.2%
141		1469	0.3%
142		1547	0.3%
143		844	0.2%
144		1387	0.3%
145		893	0.2%
146		4058	0.8%
147		13248	2.5%
148		3037	0.6%
149		928	0.2%
150		1006	0.2%
151		1219	0.2%
152		1238	0.2%
153		811	0.2%
154		917	0.2%
155		778	0.1%
156		1043	0.2%
157		2925	0.6%
158		2545	0.5%
159		1422	0.3%
160		788	0.1%
161		1303	0.2%
162		1025	0.2%
163		1012	0.2%
164		1411	0.3%
165		756	0.1%
166		684	0.1%
167		2820	0.5%
168		2429	0.5%
169		1127	0.2%
170		1061	0.2%
171		894	0.2%
172		855	0.2%
173		1195	0.2%
174		661	0.1%
175		895	0.2%
176		616	0.1%

## File : 35 Chhattisgarh

### # V\_C: VILLAGE CODE

Value	Label	Cases	Percentage
177		775	0.1%
178		2242	0.4%
179		829	0.2%
180		1032	0.2%
181		582	0.1%
182		515	0.1%
183		430	0.1%
184		679	0.1%
185		573	0.1%
186		806	0.2%
187		1539	0.3%
188		875	0.2%
189		477	0.1%
190		574	0.1%
191		641	0.1%
192		823	0.2%
193		1124	0.2%
194		628	0.1%
195		615	0.1%
196		546	0.1%
197		556	0.1%
198		437	0.1%
199		1260	0.2%
200		566	0.1%
201		799	0.2%
202		641	0.1%
203		466	0.1%
204		430	0.1%
205		539	0.1%
206		344	0.1%
207		526	0.1%
208		249	0.0%
209		1753	0.3%
210		316	0.1%
211		484	0.1%
212		792	0.1%
213		568	0.1%
214		785	0.1%
215		404	0.1%
216		374	0.1%
217		330	0.1%
218		567	0.1%
219		1492	0.3%

## File : 35 Chhattisgarh

### # V\_C: VILLAGE CODE

Value	Label	Cases	Percentage
220		1085	0.2%
221		386	0.1%
222		484	0.1%
223		473	0.1%
224		747	0.1%
225		539	0.1%
226		405	0.1%
227		311	0.1%
228		1753	0.3%
229		503	0.1%
230		396	0.1%
231		400	0.1%
232		933	0.2%
233		288	0.1%
234		512	0.1%
235		375	0.1%
236		365	0.1%
237		438	0.1%
238		819	0.2%
239		344	0.1%
240		582	0.1%
241		282	0.1%
242		274	0.1%
243		262	0.0%
244		374	0.1%
245		404	0.1%
246		368	0.1%
247		1098	0.2%
248		259	0.0%
249		340	0.1%
250		142	0.0%
251		727	0.1%
252		206	0.0%
253		259	0.0%
254		249	0.0%
255		440	0.1%
256		348	0.1%
257		1797	0.3%
258		328	0.1%
259		195	0.0%
260		324	0.1%
261		334	0.1%
262		319	0.1%

## File : 35 Chhattisgarh

### # V\_C: VILLAGE CODE

Value	Label	Cases	Percentage
263		194	0.0%
264		251	0.0%
265		158	0.0%
266		621	0.1%
267		634	0.1%
268		230	0.0%
269		318	0.1%
270		417	0.1%
271		303	0.1%
272		395	0.1%
273		162	0.0%
274		162	0.0%
275		214	0.0%
276		362	0.1%
277		175	0.0%
278		125	0.0%
279		203	0.0%
280		196	0.0%
281		157	0.0%
282		603	0.1%
283		551	0.1%
284		206	0.0%
285		186	0.0%
286		247	0.0%
287		194	0.0%
288		227	0.0%
289		321	0.1%
290		166	0.0%
291		137	0.0%
292		249	0.0%
293		213	0.0%
294		274	0.1%
295		154	0.0%
296		355	0.1%
297		273	0.1%
298		176	0.0%
299		181	0.0%
300		118	0.0%
301		244	0.0%
302		102	0.0%
303		152	0.0%
304		110	0.0%
305		127	0.0%

## File : 35 Chhattisgarh

### # V\_C: VILLAGE CODE

Value	Label	Cases	Percentage
306		101	0.0%
307		119	0.0%
308		128	0.0%
309		172	0.0%
310		223	0.0%
311		157	0.0%
312		194	0.0%
313		136	0.0%
314		216	0.0%
315		521	0.1%
316		292	0.1%
317		368	0.1%
318		216	0.0%
319		236	0.0%
320		295	0.1%
321		203	0.0%
322		205	0.0%
323		121	0.0%
324		208	0.0%
325		165	0.0%
326		128	0.0%
327		278	0.1%
328		129	0.0%
329		441	0.1%
330		505	0.1%
331		314	0.1%
332		110	0.0%
333		179	0.0%
334		177	0.0%
335		175	0.0%
336		185	0.0%
337		214	0.0%
338		211	0.0%
339		249	0.0%
340		432	0.1%
341		356	0.1%
342		231	0.0%
343		182	0.0%
344		214	0.0%
345		150	0.0%
346		87	0.0%
347		178	0.0%
348		97	0.0%



## File : 35 Chhattisgarh

### # V\_C: VILLAGE CODE

Value	Label	Cases	Percentage
349		144	0.0%
350		173	0.0%
351		201	0.0%
352		137	0.0%
353		501	0.1%
354		111	0.0%
355		159	0.0%
356		126	0.0%
357		159	0.0%
358		205	0.0%
359		149	0.0%
360		77	0.0%
361		123	0.0%
362		126	0.0%
363		88	0.0%
364		320	0.1%
365		383	0.1%
366		266	0.1%
367		102	0.0%
368		201	0.0%
369		125	0.0%
370		143	0.0%
371		299	0.1%
372		435	0.1%
373		164	0.0%
374		185	0.0%
375		330	0.1%
376		591	0.1%
377		148	0.0%
378		112	0.0%
379		153	0.0%
380		89	0.0%
381		79	0.0%
382		161	0.0%
383		106	0.0%
384		132	0.0%
385		86	0.0%
386		92	0.0%
387		103	0.0%
388		52	0.0%
389		111	0.0%
390		66	0.0%
391		77	0.0%

## File : 35 Chhattisgarh

### # V\_C: VILLAGE CODE

Value	Label	Cases	Percentage
392		63	0.0%
393		76	0.0%
394		82	0.0%
395		62	0.0%
396		53	0.0%
397		131	0.0%
398		45	0.0%
399		67	0.0%
400		118	0.0%
401		105	0.0%
402		102	0.0%
403		367	0.1%
404		71	0.0%
405		155	0.0%
406		124	0.0%
407		57	0.0%
408		136	0.0%
409		165	0.0%
410		121	0.0%
411		52	0.0%
412		79	0.0%
413		113	0.0%
414		155	0.0%
415		265	0.0%
416		68	0.0%
417		31	0.0%
418		51	0.0%
419		51	0.0%
420		292	0.1%
421		286	0.1%
422		170	0.0%
423		31	0.0%
424		60	0.0%
425		97	0.0%
426		67	0.0%
427		74	0.0%
428		71	0.0%
429		38	0.0%
430		209	0.0%
431		336	0.1%
432		63	0.0%
433		47	0.0%
434		75	0.0%

## File : 35 Chhattisgarh

### # V\_C: VILLAGE CODE

Value	Label	Cases	Percentage
435		222	0.0%
436		40	0.0%
437		42	0.0%
438		64	0.0%
439		204	0.0%
440		31	0.0%
441		45	0.0%
442		14	0.0%
443		44	0.0%
444		86	0.0%
445		48	0.0%
446		48	0.0%
447		89	0.0%
448		86	0.0%
449		19	0.0%
450		55	0.0%
451		7	0.0%
452		38	0.0%
453		127	0.0%
454		16	0.0%
455		69	0.0%
456		64	0.0%
457		42	0.0%
458		46	0.0%
459		29	0.0%
460		23	0.0%
461		79	0.0%
462		50	0.0%
463		75	0.0%
464		55	0.0%
465		32	0.0%
466		36	0.0%
467		29	0.0%
468		168	0.0%
469		57	0.0%
470		36	0.0%
471		129	0.0%
472		66	0.0%
473		127	0.0%
474		51	0.0%
475		29	0.0%
476		38	0.0%
477		38	0.0%

## File : 35 Chhattisgarh

### # V\_C: VILLAGE CODE

Value	Label	Cases	Percentage
478		69	0.0%
479		34	0.0%
480		36	0.0%
481		30	0.0%
482		65	0.0%
483		39	0.0%
484		50	0.0%
485		37	0.0%
486		46	0.0%
487		33	0.0%
488		30	0.0%
489		25	0.0%
490		25	0.0%
491		19	0.0%
492		39	0.0%
493		33	0.0%
494		33	0.0%
495		40	0.0%
496		47	0.0%
497		58	0.0%
498		56	0.0%
499		64	0.0%
500		50	0.0%
501		39	0.0%
502		44	0.0%
503		52	0.0%
504		31	0.0%
505		19	0.0%
506		31	0.0%
507		34	0.0%
508		22	0.0%
509		36	0.0%
510		61	0.0%
511		86	0.0%
512		17	0.0%
513		17	0.0%
514		45	0.0%
515		111	0.0%
516		87	0.0%
517		28	0.0%
518		41	0.0%
519		48	0.0%
520		21	0.0%

## File : 35 Chhattisgarh

### # V\_C: VILLAGE CODE

Value	Label	Cases	Percentage
521		45	0.0%
522		50	0.0%
523		41	0.0%
524		70	0.0%
525		38	0.0%
526		11	0.0%
527		9	0.0%
528		55	0.0%
529		42	0.0%
530		32	0.0%
531		93	0.0%
532		102	0.0%
533		113	0.0%
534		21	0.0%
535		20	0.0%
536		24	0.0%
537		74	0.0%
538		40	0.0%
539		24	0.0%
540		14	0.0%
541		34	0.0%
542		22	0.0%
543		29	0.0%
544		46	0.0%
545		23	0.0%
546		38	0.0%
547		63	0.0%
548		22	0.0%
549		13	0.0%
550		21	0.0%
551		23	0.0%
552		14	0.0%
553		23	0.0%
554		30	0.0%
555		83	0.0%
556		24	0.0%
557		21	0.0%
558		37	0.0%
559		38	0.0%
560		28	0.0%
561		28	0.0%
562		60	0.0%
563		14	0.0%

**File : 35 Chhattisgarh****# V\_C: VILLAGE CODE**

<b>Value</b>	<b>Label</b>	<b>Cases</b>	<b>Percentage</b>
564		25	0.0%
565		46	0.0%
566		42	0.0%
567		40	0.0%
568		63	0.0%
569		22	0.0%
570		15	0.0%
571		32	0.0%
572		65	0.0%
573		19	0.0%
574		36	0.0%
575		168	0.0%
576		21	0.0%
577		26	0.0%
578		191	0.0%
579		21	0.0%
580		96	0.0%
581		32	0.0%
582		97	0.0%
583		17	0.0%
584		51	0.0%
585		19	0.0%
586		50	0.0%
587		27	0.0%
588		25	0.0%
589		25	0.0%
590		42	0.0%
591		18	0.0%
592		17	0.0%
593		38	0.0%
594		14	0.0%
595		30	0.0%
596		11	0.0%
597		8	0.0%
598		14	0.0%
599		19	0.0%
600		49	0.0%
601		32	0.0%
602		45	0.0%
603		25	0.0%
604		41	0.0%
605		27	0.0%
606		33	0.0%

## File : 35 Chhattisgarh

### # V\_C: VILLAGE CODE

Value	Label	Cases	Percentage
607		390	0.1%
608		25	0.0%
609		10	0.0%
610		86	0.0%
611		20	0.0%
612		28	0.0%
613		65	0.0%
614		23	0.0%
616		24	0.0%
617		13	0.0%
618		17	0.0%
619		43	0.0%
620		19	0.0%
621		15	0.0%
622		27	0.0%
623		16	0.0%
624		23	0.0%
625		12	0.0%
626		19	0.0%
627		53	0.0%
628		8	0.0%
629		10	0.0%
630		1	0.0%
631		4	0.0%
632		6	0.0%
633		7	0.0%
634		27	0.0%
635		32	0.0%
636		59	0.0%
637		11	0.0%
638		42	0.0%
639		13	0.0%
640		28	0.0%
641		69	0.0%
642		50	0.0%
643		15	0.0%
644		290	0.1%
645		127	0.0%
646		77	0.0%
647		41	0.0%
648		32	0.0%
649		30	0.0%
650		21	0.0%

## File : 35 Chhattisgarh

### # V\_C: VILLAGE CODE

Value	Label	Cases	Percentage
651		50	0.0%
652		56	0.0%
653		187	0.0%
654		74	0.0%
655		26	0.0%
656		33	0.0%
657		51	0.0%
658		77	0.0%
659		99	0.0%
660		13	0.0%
661		40	0.0%
662		16	0.0%
663		105	0.0%
664		37	0.0%
665		50	0.0%
666		78	0.0%
667		31	0.0%
668		20	0.0%
669		62	0.0%
670		37	0.0%
671		50	0.0%
672		20	0.0%
673		2	0.0%
674		1	0.0%
675		39	0.0%
676		62	0.0%
677		4	0.0%
678		8	0.0%
679		1	0.0%
680		7	0.0%
681		1	0.0%
682		10	0.0%
683		10	0.0%
684		10	0.0%
685		6	0.0%
686		11	0.0%
687		2	0.0%
688		9	0.0%
689		73	0.0%
690		11	0.0%
691		10	0.0%
692		1	0.0%
693		87	0.0%



## File : 35 Chhattisgarh

### # V\_C: VILLAGE CODE

Value	Label	Cases	Percentage
694		16	0.0%
695		76	0.0%
697		28	0.0%
698		5	0.0%
699		11	0.0%
700		13	0.0%
701		5	0.0%
703		8	0.0%
704		14	0.0%
705		19	0.0%
706		8	0.0%
707		3	0.0%
708		1	0.0%
709		4	0.0%
710		11	0.0%
711		7	0.0%
712		32	0.0%
713		14	0.0%
714		8	0.0%
715		1	0.0%
716		1	0.0%
717		1	0.0%
718		14	0.0%
719		4	0.0%
720		2	0.0%
721		2	0.0%

Warning: these figures indicate the number of cases found in the data file. They cannot be interpreted as summary statistics of the population of interest.

### # WARD: WARD CODE

**Information** [Type= discrete] [Format=character] [Missing=\*]

**Statistics [NW/ W]** [Valid=531098 /-] [Invalid=0 /-]

Value	Label	Cases	Percentage
000		448023	84.4%
001		5608	1.1%
002		1161	0.2%
003		591	0.1%
004		4117	0.8%
005		1208	0.2%
006		1840	0.3%
007		31612	6.0%
008		10598	2.0%
009		4108	0.8%
010		609	0.1%
011		1448	0.3%

## File : 35 Chhattisgarh

# WARD: WARD CODE

Value	Label	Cases	Percentage
012		926	0.2%
013		795	0.1%
014		3909	0.7%
015		331	0.1%
016		326	0.1%
017		1038	0.2%
018		147	0.0%
019		146	0.0%
020		185	0.0%
021		174	0.0%
022		390	0.1%
023		495	0.1%
024		1147	0.2%
025		89	0.0%
026		294	0.1%
027		971	0.2%
028		238	0.0%
029		119	0.0%
030		367	0.1%
031		172	0.0%
032		260	0.0%
033		66	0.0%
034		141	0.0%
036		202	0.0%
037		68	0.0%
040		410	0.1%
041		66	0.0%
043		16	0.0%
045		104	0.0%
047		1	0.0%
060		173	0.0%
065		30	0.0%
070		1	0.0%
078		174	0.0%
080		1013	0.2%
095		2	0.0%
100		1499	0.3%
106		150	0.0%
107		52	0.0%
108		68	0.0%
109		33	0.0%
110		87	0.0%
111		56	0.0%

## File : 35 Chhattisgarh

### # WARD: WARD CODE

Value	Label	Cases	Percentage
112		24	0.0%
113		20	0.0%
114		38	0.0%
115		67	0.0%
121		68	0.0%
168		79	0.0%
192		19	0.0%
193		117	0.0%
200		134	0.0%
246		18	0.0%
261		16	0.0%
300		342	0.1%
359		2	0.0%
400		96	0.0%
465		21	0.0%
500		131	0.0%
565		79	0.0%
600		54	0.0%
665		7	0.0%
700		1215	0.2%
800		694	0.1%
900		2	0.0%
930		1	0.0%

Warning: these figures indicate the number of cases found in the data file. They cannot be interpreted as summary statistics of the population of interest.

### # IV\_UNIT: IV UNIT

**Information** [Type= discrete] [Format=character] [Missing=\*]

**Statistics [NW/ W]** [Valid=531098 /-] [Invalid=0 /-]

Value	Label	Cases	Percentage
000		350673	66.0%
001		80630	15.2%
002		18777	3.5%
003		10279	1.9%
004		8004	1.5%
005		7501	1.4%
006		7948	1.5%
007		4918	0.9%
008		3117	0.6%
009		5148	1.0%
010		3151	0.6%
011		3248	0.6%
012		858	0.2%
013		869	0.2%
014		2241	0.4%

## File : 35 Chhattisgarh

### # IV\_UNIT: IV UNIT

Value	Label	Cases	Percentage
015		2164	0.4%
016		2839	0.5%
017		2902	0.5%
018		3003	0.6%
019		153	0.0%
020		158	0.0%
021		1098	0.2%
022		673	0.1%
023		515	0.1%
024		1914	0.4%
025		2149	0.4%
026		1313	0.2%
027		463	0.1%
028		659	0.1%
029		772	0.1%
030		299	0.1%
031		62	0.0%
032		78	0.0%
034		327	0.1%
061		258	0.0%
073		5	0.0%
074		7	0.0%
077		9	0.0%
121		13	0.0%
128		14	0.0%
129		13	0.0%
131		42	0.0%
132		72	0.0%
133		76	0.0%
134		34	0.0%
136		21	0.0%
138		9	0.0%
139		38	0.0%
140		17	0.0%
141		15	0.0%
142		6	0.0%
143		12	0.0%
144		26	0.0%
145		1	0.0%
146		36	0.0%
147		3	0.0%
148		25	0.0%
151		50	0.0%

## File : 35 Chhattisgarh

### # IV\_UNIT: IV UNIT

Value	Label	Cases	Percentage
156		102	0.0%
181		92	0.0%
205		32	0.0%
210		1155	0.2%
242		9	0.0%
243		3	0.0%

Warning: these figures indicate the number of cases found in the data file. They cannot be interpreted as summary statistics of the population of interest.

### # UFS\_BLOCK: UFS BLOCK

**Information** [Type= discrete] [Format=character] [Missing=\*]

**Statistics [NW/ W]** [Valid=531098 /-] [Invalid=0 /-]

Value	Label	Cases	Percentage
00		351433	66.2%
01		8301	1.6%
02		7690	1.4%
03		7909	1.5%
04		8408	1.6%
05		7175	1.4%
06		8895	1.7%
07		7036	1.3%
08		7042	1.3%
09		7657	1.4%
10		7615	1.4%
11		8429	1.6%
12		6180	1.2%
13		6767	1.3%
14		7001	1.3%
15		6975	1.3%
16		5133	1.0%
17		6373	1.2%
18		5545	1.0%
19		5899	1.1%
20		4873	0.9%
21		4450	0.8%
22		4315	0.8%
23		4026	0.8%
24		3136	0.6%
25		2793	0.5%
26		3159	0.6%
27		3693	0.7%
28		2812	0.5%
29		2469	0.5%
30		2384	0.4%
31		1296	0.2%

# File : 35 Chhattisgarh

## # UFS\_BLOCK: UFS BLOCK

Value	Label	Cases	Percentage
32		1078	0.2%
33		939	0.2%
34		651	0.1%
35		305	0.1%
36		394	0.1%
37		194	0.0%
38		51	0.0%
39		70	0.0%
40		26	0.0%
41		45	0.0%
42		31	0.0%
43		5	0.0%
44		86	0.0%
45		1	0.0%
46		4	0.0%
47		45	0.0%
48		15	0.0%
52		1	0.0%
65		5	0.0%
66		23	0.0%
67		14	0.0%
68		44	0.0%
69		50	0.0%
70		29	0.0%
71		78	0.0%
72		6	0.0%
73		14	0.0%
74		1	0.0%
75		3	0.0%
76		4	0.0%
77		5	0.0%
80		3	0.0%
90		1	0.0%
98		8	0.0%

Warning: these figures indicate the number of cases found in the data file. They cannot be interpreted as summary statistics of the population of interest.

## # P\_NO: PAGE NO

<b>Information</b>	[Type= discrete] [Format=character] [Missing=*]		
<b>Statistics [NW/ W]</b>	[Valid=531098 /-] [Invalid=0 /-]		
Value	Label	Cases	Percentage
001		129104	24.3%
002		82672	15.6%
003		56556	10.6%
004		41288	7.8%

## File : 35 Chhattisgarh

# P\_NO: PAGE NO

Value	Label	Cases	Percentage
005		31106	5.9%
006		24367	4.6%
007		19567	3.7%
008		15950	3.0%
009		13209	2.5%
010		10951	2.1%
011		9320	1.8%
012		7964	1.5%
013		6858	1.3%
014		6065	1.1%
015		5337	1.0%
016		4657	0.9%
017		4225	0.8%
018		3775	0.7%
019		3329	0.6%
020		3018	0.6%
021		2785	0.5%
022		2542	0.5%
023		2376	0.4%
024		2198	0.4%
025		2054	0.4%
026		1921	0.4%
027		1794	0.3%
028		1688	0.3%
029		1577	0.3%
030		1481	0.3%
031		1394	0.3%
032		1277	0.2%
033		1177	0.2%
034		1108	0.2%
035		1054	0.2%
036		966	0.2%
037		878	0.2%
038		826	0.2%
039		787	0.1%
040		767	0.1%
041		706	0.1%
042		614	0.1%
043		555	0.1%
044		523	0.1%
045		507	0.1%
046		457	0.1%
047		433	0.1%

**File : 35 Chhattisgarh**

# P\_NO: PAGE NO

Value	Label	Cases	Percentage
048		403	0.1%
049		399	0.1%
050		376	0.1%
051		350	0.1%
052		331	0.1%
053		323	0.1%
054		310	0.1%
055		305	0.1%
056		273	0.1%
057		264	0.0%
058		245	0.0%
059		244	0.0%
060		238	0.0%
061		229	0.0%
062		216	0.0%
063		212	0.0%
064		206	0.0%
065		202	0.0%
066		196	0.0%
067		195	0.0%
068		193	0.0%
069		184	0.0%
070		173	0.0%
071		166	0.0%
072		160	0.0%
073		144	0.0%
074		137	0.0%
075		127	0.0%
076		125	0.0%
077		118	0.0%
078		114	0.0%
079		111	0.0%
080		111	0.0%
081		106	0.0%
082		97	0.0%
083		92	0.0%
084		91	0.0%
085		85	0.0%
086		85	0.0%
087		82	0.0%
088		78	0.0%
089		78	0.0%
090		75	0.0%



**File : 35 Chhattisgarh**

# P\_NO: PAGE NO

Value	Label	Cases	Percentage
091		71	0.0%
092		71	0.0%
093		71	0.0%
094		69	0.0%
095		64	0.0%
096		59	0.0%
097		57	0.0%
098		57	0.0%
099		57	0.0%
100		57	0.0%
101		58	0.0%
102		57	0.0%
103		57	0.0%
104		57	0.0%
105		56	0.0%
106		52	0.0%
107		52	0.0%
108		52	0.0%
109		49	0.0%
110		45	0.0%
111		45	0.0%
112		45	0.0%
113		40	0.0%
114		40	0.0%
115		40	0.0%
116		40	0.0%
117		40	0.0%
118		40	0.0%
119		40	0.0%
120		40	0.0%
121		40	0.0%
122		40	0.0%
123		40	0.0%
124		40	0.0%
125		40	0.0%
126		40	0.0%
127		40	0.0%
128		40	0.0%
129		39	0.0%
130		35	0.0%
131		35	0.0%
132		35	0.0%
133		35	0.0%

**File : 35 Chhattisgarh**

# P\_NO: PAGE NO

Value	Label	Cases	Percentage
134		35	0.0%
135		35	0.0%
136		35	0.0%
137		35	0.0%
138		35	0.0%
139		34	0.0%
140		30	0.0%
141		30	0.0%
142		30	0.0%
143		30	0.0%
144		30	0.0%
145		30	0.0%
146		30	0.0%
147		30	0.0%
148		30	0.0%
149		30	0.0%
150		30	0.0%
151		30	0.0%
152		30	0.0%
153		30	0.0%
154		30	0.0%
155		30	0.0%
156		30	0.0%
157		30	0.0%
158		30	0.0%
159		30	0.0%
160		30	0.0%
161		30	0.0%
162		30	0.0%
163		30	0.0%
164		30	0.0%
165		30	0.0%
166		30	0.0%
167		30	0.0%
168		30	0.0%
169		30	0.0%
170		30	0.0%
171		30	0.0%
172		30	0.0%
173		30	0.0%
174		30	0.0%
175		30	0.0%
176		30	0.0%

**File : 35 Chhattisgarh**

# P\_NO: PAGE NO

Value	Label	Cases	Percentage
177		30	0.0%
178		30	0.0%
179		30	0.0%
180		30	0.0%
181		30	0.0%
182		30	0.0%
183		30	0.0%
184		30	0.0%
185		30	0.0%
186		30	0.0%
187		30	0.0%
188		30	0.0%
189		30	0.0%
190		30	0.0%
191		30	0.0%
192		30	0.0%
193		30	0.0%
194		30	0.0%
195		30	0.0%
196		30	0.0%
197		30	0.0%
198		30	0.0%
199		30	0.0%
200		30	0.0%
201		30	0.0%
202		30	0.0%
203		30	0.0%
204		30	0.0%
205		30	0.0%
206		30	0.0%
207		30	0.0%
208		30	0.0%
209		30	0.0%
210		30	0.0%
211		30	0.0%
212		30	0.0%
213		30	0.0%
214		30	0.0%
215		30	0.0%
216		30	0.0%
217		30	0.0%
218		30	0.0%
219		30	0.0%

**File : 35 Chhattisgarh**

# P\_NO: PAGE NO

Value	Label	Cases	Percentage
220		30	0.0%
221		30	0.0%
222		30	0.0%
223		30	0.0%
224		30	0.0%
225		30	0.0%
226		30	0.0%
227		28	0.0%
228		25	0.0%
229		25	0.0%
230		25	0.0%
231		25	0.0%
232		25	0.0%
233		25	0.0%
234		25	0.0%
235		25	0.0%
236		25	0.0%
237		25	0.0%
238		25	0.0%
239		25	0.0%
240		25	0.0%
241		25	0.0%
242		25	0.0%
243		25	0.0%
244		25	0.0%
245		25	0.0%
246		25	0.0%
247		25	0.0%
248		25	0.0%
249		25	0.0%
250		25	0.0%
251		25	0.0%
252		25	0.0%
253		25	0.0%
254		25	0.0%
255		25	0.0%
256		25	0.0%
257		25	0.0%
258		25	0.0%
259		25	0.0%
260		25	0.0%
261		25	0.0%
262		25	0.0%

**File : 35 Chhattisgarh**

# P\_NO: PAGE NO

Value	Label	Cases	Percentage
263		25	0.0%
264		21	0.0%
265		20	0.0%
266		20	0.0%
267		20	0.0%
268		20	0.0%
269		20	0.0%
270		20	0.0%
271		20	0.0%
272		20	0.0%
273		20	0.0%
274		20	0.0%
275		20	0.0%
276		20	0.0%
277		20	0.0%
278		20	0.0%
279		20	0.0%
280		20	0.0%
281		20	0.0%
282		20	0.0%
283		20	0.0%
284		20	0.0%
285		20	0.0%
286		20	0.0%
287		20	0.0%
288		20	0.0%
289		20	0.0%
290		20	0.0%
291		20	0.0%
292		20	0.0%
293		20	0.0%
294		20	0.0%
295		20	0.0%
296		20	0.0%
297		20	0.0%
298		20	0.0%
299		20	0.0%
300		20	0.0%
301		20	0.0%
302		20	0.0%
303		20	0.0%
304		20	0.0%
305		20	0.0%

**File : 35 Chhattisgarh**

# P\_NO: PAGE NO

Value	Label	Cases	Percentage
306		20	0.0%
307		20	0.0%
308		20	0.0%
309		20	0.0%
310		20	0.0%
311		20	0.0%
312		20	0.0%
313		20	0.0%
314		20	0.0%
315		20	0.0%
316		20	0.0%
317		20	0.0%
318		20	0.0%
319		20	0.0%
320		20	0.0%
321		20	0.0%
322		20	0.0%
323		20	0.0%
324		20	0.0%
325		20	0.0%
326		20	0.0%
327		20	0.0%
328		20	0.0%
329		20	0.0%
330		20	0.0%
331		18	0.0%
332		15	0.0%
333		15	0.0%
334		15	0.0%
335		15	0.0%
336		15	0.0%
337		15	0.0%
338		15	0.0%
339		15	0.0%
340		15	0.0%
341		15	0.0%
342		15	0.0%
343		15	0.0%
344		15	0.0%
345		15	0.0%
346		15	0.0%
347		15	0.0%
348		15	0.0%

**File : 35 Chhattisgarh**

# P\_NO: PAGE NO

Value	Label	Cases	Percentage
349		15	0.0%
350		15	0.0%
351		15	0.0%
352		15	0.0%
353		15	0.0%
354		15	0.0%
355		15	0.0%
356		15	0.0%
357		15	0.0%
358		15	0.0%
359		15	0.0%
360		15	0.0%
361		15	0.0%
362		15	0.0%
363		15	0.0%
364		15	0.0%
365		15	0.0%
366		15	0.0%
367		15	0.0%
368		15	0.0%
369		12	0.0%
370		10	0.0%
371		10	0.0%
372		10	0.0%
373		10	0.0%
374		10	0.0%
375		10	0.0%
376		9	0.0%
377		5	0.0%
378		5	0.0%
379		5	0.0%
380		5	0.0%
381		5	0.0%
382		5	0.0%
383		5	0.0%
384		5	0.0%
385		5	0.0%
386		5	0.0%
387		5	0.0%
388		5	0.0%
389		5	0.0%
390		5	0.0%
391		5	0.0%

**File : 35 Chhattisgarh**

# P\_NO: PAGE NO

Value	Label	Cases	Percentage
392		5	0.0%
393		5	0.0%
394		5	0.0%
395		5	0.0%
396		5	0.0%
397		5	0.0%
398		5	0.0%
399		5	0.0%
400		5	0.0%
401		5	0.0%
402		5	0.0%
403		5	0.0%
404		5	0.0%
405		5	0.0%
406		5	0.0%
407		5	0.0%
408		5	0.0%
409		5	0.0%
410		5	0.0%
411		5	0.0%
412		5	0.0%
413		5	0.0%
414		5	0.0%
415		5	0.0%
416		5	0.0%
417		5	0.0%
418		5	0.0%
419		5	0.0%
420		5	0.0%
421		5	0.0%
422		5	0.0%
423		5	0.0%
424		5	0.0%
425		5	0.0%
426		5	0.0%
427		5	0.0%
428		5	0.0%
429		5	0.0%
430		5	0.0%
431		5	0.0%
432		5	0.0%
433		5	0.0%
434		5	0.0%



**File : 35 Chhattisgarh**

# P\_NO: PAGE NO

Value	Label	Cases	Percentage
435		5	0.0%
436		5	0.0%
437		5	0.0%
438		5	0.0%
439		5	0.0%
440		5	0.0%
441		5	0.0%
442		5	0.0%
443		5	0.0%
444		5	0.0%
445		5	0.0%
446		5	0.0%
447		5	0.0%
448		5	0.0%
449		5	0.0%
450		5	0.0%
451		5	0.0%
452		5	0.0%
453		5	0.0%
454		5	0.0%
455		5	0.0%
456		5	0.0%
457		5	0.0%
458		5	0.0%
459		5	0.0%
460		5	0.0%
461		5	0.0%
462		5	0.0%
463		5	0.0%
464		5	0.0%
465		5	0.0%
466		5	0.0%
467		5	0.0%
468		5	0.0%
469		5	0.0%
470		5	0.0%
471		5	0.0%
472		5	0.0%
473		5	0.0%
474		5	0.0%
475		5	0.0%
476		5	0.0%
477		5	0.0%

**File : 35 Chhattisgarh**

# P\_NO: PAGE NO

Value	Label	Cases	Percentage
478		5	0.0%
479		5	0.0%
480		5	0.0%
481		5	0.0%
482		5	0.0%
483		5	0.0%
484		5	0.0%
485		5	0.0%
486		5	0.0%
487		5	0.0%
488		5	0.0%
489		5	0.0%
490		5	0.0%
491		5	0.0%
492		5	0.0%
493		5	0.0%
494		5	0.0%
495		5	0.0%
496		5	0.0%
497		5	0.0%
498		5	0.0%
499		5	0.0%
500		5	0.0%
501		5	0.0%
502		5	0.0%
503		5	0.0%
504		5	0.0%
505		5	0.0%
506		5	0.0%
507		5	0.0%
508		5	0.0%
509		5	0.0%
510		5	0.0%
511		5	0.0%
512		5	0.0%
513		5	0.0%
514		5	0.0%
515		5	0.0%
516		5	0.0%
517		5	0.0%
518		5	0.0%
519		5	0.0%
520		5	0.0%

**File : 35 Chhattisgarh**

# P\_NO: PAGE NO

Value	Label	Cases	Percentage
521		5	0.0%
522		5	0.0%
523		5	0.0%
524		5	0.0%
525		5	0.0%
526		5	0.0%
527		5	0.0%
528		5	0.0%
529		5	0.0%
530		5	0.0%
531		5	0.0%
532		5	0.0%
533		5	0.0%
534		5	0.0%
535		5	0.0%
536		5	0.0%
537		5	0.0%
538		5	0.0%
539		5	0.0%
540		5	0.0%
541		5	0.0%
542		5	0.0%
543		5	0.0%
544		5	0.0%
545		5	0.0%
546		5	0.0%
547		5	0.0%
548		5	0.0%
549		5	0.0%
550		5	0.0%
551		5	0.0%
552		5	0.0%
553		5	0.0%
554		5	0.0%
555		5	0.0%
556		5	0.0%
557		5	0.0%
558		5	0.0%
559		5	0.0%
560		5	0.0%
561		5	0.0%
562		5	0.0%
563		5	0.0%

**File : 35 Chhattisgarh**

# P\_NO: PAGE NO

Value	Label	Cases	Percentage
564		5	0.0%
565		5	0.0%
566		5	0.0%
567		5	0.0%
568		5	0.0%
569		5	0.0%
570		5	0.0%
571		5	0.0%
572		5	0.0%
573		5	0.0%
574		5	0.0%
575		5	0.0%
576		5	0.0%
577		5	0.0%
578		5	0.0%
579		5	0.0%
580		5	0.0%
581		5	0.0%
582		5	0.0%
583		5	0.0%
584		5	0.0%
585		5	0.0%
586		5	0.0%
587		5	0.0%
588		5	0.0%
589		5	0.0%
590		5	0.0%
591		5	0.0%
592		5	0.0%
593		5	0.0%
594		5	0.0%
595		5	0.0%
596		5	0.0%
597		5	0.0%
598		5	0.0%
599		5	0.0%
600		5	0.0%
601		5	0.0%
602		5	0.0%
603		5	0.0%
604		5	0.0%
605		5	0.0%
606		5	0.0%

## File : 35 Chhattisgarh

### # P\_NO: PAGE NO

Value	Label	Cases	Percentage
607		5	0.0%
608		5	0.0%
609		5	0.0%
610		5	0.0%
611		5	0.0%
612		5	0.0%
613		5	0.0%
614		5	0.0%
615		5	0.0%
616		5	0.0%
617		5	0.0%
618		5	0.0%
619		5	0.0%
620		5	0.0%
621		5	0.0%
622		5	0.0%
623		5	0.0%
624		5	0.0%
625		5	0.0%
626		5	0.0%
627		5	0.0%
628		5	0.0%
629		5	0.0%
702		1	0.0%
704		1	0.0%

Warning: these figures indicate the number of cases found in the data file. They cannot be interpreted as summary statistics of the population of interest.

### # LINE\_NO: LINE NUMBER

<b>Information</b>	[Type= discrete] [Format=character] [Missing=*]
<b>Statistics [NW/ W]</b>	[Valid=531098 /-] [Invalid=0 /-]

### # PREM\_S: PREMISES STATUS

<b>Information</b>	[Type= discrete] [Format=character] [Missing=*]
<b>Statistics [NW/ W]</b>	[Valid=531098 /-] [Invalid=0 /-]

Value	Label	Cases	Percentage
1	Without premises	160797	30.3%
2	With Premises	370301	69.7%

Warning: these figures indicate the number of cases found in the data file. They cannot be interpreted as summary statistics of the population of interest.

### # SRL\_NO: RUNNING SERIAL NUMBER

<b>Information</b>	[Type= discrete] [Format=character] [Missing=*]
<b>Statistics [NW/ W]</b>	[Valid=531098 /-] [Invalid=0 /-]

### # NIC: NIC

<b>Information</b>	[Type= discrete] [Format=character] [Missing=*]
--------------------	---

## File : 35 Chhattisgarh

# NIC: NIC

Statistics [NW/ W] [Valid=531098 /-] [Invalid=0 /-]

Frequency table not shown (1312 Modalities)

# AGRI\_NON\_AGRI: AGRILAND NON-AGRI.

Information [Type= discrete] [Format=character] [Missing=\*]

Statistics [NW/ W] [Valid=531098 /-] [Invalid=0 /-]

Value	Label	Cases	Percentage
1	Agriculture	58486	11.0%
2	Non-Agriculture	472612	89.0%

Warning: these figures indicate the number of cases found in the data file. They cannot be interpreted as summary statistics of the population of interest.

# NOP: NATURE OF OPERATION

Information [Type= discrete] [Format=character] [Missing=\*]

Statistics [NW/ W] [Valid=531098 /-] [Invalid=0 /-]

Value	Label	Cases	Percentage
1	Perennial	452345	85.2%
2	Non-Perennial	78753	14.8%

Warning: these figures indicate the number of cases found in the data file. They cannot be interpreted as summary statistics of the population of interest.

# OWN\_SHIP: OWNERSHIP CODE

Information [Type= discrete] [Format=character] [Missing=\*]

Statistics [NW/ W] [Valid=531098 /-] [Invalid=0 /-]

Value	Label	Cases	Percentage
1	Private Non-Profit Institutions	7943	1.5%
2	Private Others	462294	87.0%
3	Co-operatives	5441	1.0%
4	Governments	55420	10.4%

Warning: these figures indicate the number of cases found in the data file. They cannot be interpreted as summary statistics of the population of interest.

# SG: SOCIAL GROUP CODE

Information [Type= discrete] [Format=character] [Missing=\*]

Statistics [NW/ W] [Valid=531098 /-] [Invalid=0 /-]

Value	Label	Cases	Percentage
1	ST Female	7579	1.4%
2	ST Male	65702	12.4%
3	SC Female	2995	0.6%
4	SC Male	28601	5.4%
5	OBC Female	7611	1.4%
6	OBC Male	256468	48.3%
7	Others Female	3515	0.7%
8	Others Male	89823	16.9%
9	Other than private enterprises	68804	13.0%

Warning: these figures indicate the number of cases found in the data file. They cannot be interpreted as summary statistics of the population of interest.

# P\_F\_USED: POWER/FUEL USED

Information [Type= discrete] [Format=character] [Missing=\*]

## File : 35 Chhattisgarh

### # P\_F\_USED: POWER/FUEL USED

Statistics [NW/ W] [Valid=531098 /-] [Invalid=0 /-]

Value	Label	Cases	Percentage
0	Without power	441829	83.2%
1	Electricity	33802	6.4%
2	Coal/soft coke	16421	3.1%
3	Patrol/Diesel	6930	1.3%
4	LPG/Natural Gas	1012	0.2%
5	Fire wood	21918	4.1%
6	Kerosene	3347	0.6%
7	Animal power	658	0.1%
8	"Non-conventional energy (bio-gas, solar & wind energy)	367	0.1%
9	Others	4814	0.9%

Warning: these figures indicate the number of cases found in the data file. They cannot be interpreted as summary statistics of the population of interest.

### # Y\_OPRA: YEAR OF OPERATION

Information [Type= discrete] [Format=character] [Missing=\*]

Statistics [NW/ W] [Valid=531098 /-] [Invalid=0 /-]

Value	Label	Cases	Percentage
0	Less than 1 year	16893	3.2%
1	Completed 1 year	25702	4.8%
2	Completed 2 years	34400	6.5%
3	Completed 3 years	35454	6.7%
4	Completed 4 years	27745	5.2%
5	Completed 5 years	49865	9.4%
6	Completed 6 years	21627	4.1%
7	Completed 7 years	16066	3.0%
8	Completed 8 years	16473	3.1%
9	Completed 9 years or more	286873	54.0%

Warning: these figures indicate the number of cases found in the data file. They cannot be interpreted as summary statistics of the population of interest.

### # REGISN: REGISTRATION CODE

Information [Type= discrete] [Format=character] [Missing=\*]

Statistics [NW/ W] [Valid=531098 /-] [Invalid=0 /-]

Value	Label	Cases	Percentage
00		527477	99.3%
05		1	0.0%
06		1	0.0%
11		522	0.1%
12		106	0.0%
13		2	0.0%
14		1	0.0%
15		4	0.0%
16		2	0.0%
17		2	0.0%
18		6	0.0%

## File : 35 Chhattisgarh

### # REGISN: REGISTRATION CODE

Value	Label	Cases	Percentage
22		2609	0.5%
23		19	0.0%
24		5	0.0%
25		7	0.0%
26		4	0.0%
27		1	0.0%
28		4	0.0%
29		1	0.0%
33		133	0.0%
34		3	0.0%
35		8	0.0%
36		3	0.0%
37		2	0.0%
38		1	0.0%
44		39	0.0%
45		1	0.0%
47		2	0.0%
48		1	0.0%
49		2	0.0%
55		40	0.0%
56		1	0.0%
58		1	0.0%
66		52	0.0%
77		7	0.0%
78		1	0.0%
79		1	0.0%
88		17	0.0%
99		9	0.0%

Warning: these figures indicate the number of cases found in the data file. They cannot be interpreted as summary statistics of the population of interest.

### # SOF: SOURCE OF FINANCE

<b>Information</b>	[Type= discrete] [Format=character] [Missing=*]		
<b>Statistics [NW/ W]</b>	[Valid=531098 /-] [Invalid=0 /-]		
Value	Label	Cases	Percentage
1	Assistance under IRDP	16624	3.1%
2	Assistance under other poverty alleviation programs(TRYSEM/DWCARA/toll kits)	6679	1.3%
3	Borrowing from institutions	10568	2.0%
4	Borrowing from non-institutions	4564	0.9%
5	Self financing	382046	71.9%
6	Others	110617	20.8%

Warning: these figures indicate the number of cases found in the data file. They cannot be interpreted as summary statistics of the population of interest.

### # T\_ADULT\_M: TOTAL ADULT MALE

<b>Information</b>	[Type= discrete] [Format=character] [Missing=*]
--------------------	---



# File : 35 Chhattisgarh

## # T\_ADULT\_M: TOTAL ADULT MALE

Statistics [NW/ W] [Valid=531098 /-] [Invalid=0 /-]

Value	Label	Cases	Percentage
00000		27690	5.2%
00001		351777	66.2%
00002		86885	16.4%
00003		27754	5.2%
00004		12273	2.3%
00005		6734	1.3%
00006		4063	0.8%
00007		2294	0.4%
00008		1767	0.3%
00009		1146	0.2%
00010		1281	0.2%
00011		813	0.2%
00012		738	0.1%
00013		488	0.1%
00014		358	0.1%
00015		540	0.1%
00016		356	0.1%
00017		285	0.1%
00018		239	0.0%
00019		164	0.0%
00020		348	0.1%
00021		233	0.0%
00022		166	0.0%
00023		111	0.0%
00024		135	0.0%
00025		184	0.0%
00026		124	0.0%
00027		97	0.0%
00028		69	0.0%
00029		57	0.0%
00030		124	0.0%
00031		83	0.0%
00032		75	0.0%
00033		55	0.0%
00034		55	0.0%
00035		76	0.0%
00036		55	0.0%
00037		35	0.0%
00038		29	0.0%
00039		43	0.0%
00040		79	0.0%
00041		51	0.0%

## File : 35 Chhattisgarh

### # T\_ADULT\_M: TOTAL ADULT MALE

Value	Label	Cases	Percentage
00042		24	0.0%
00043		35	0.0%
00044		26	0.0%
00045		43	0.0%
00046		32	0.0%
00047		18	0.0%
00048		26	0.0%
00049		16	0.0%
00050		50	0.0%
00051		127	0.0%
00052		41	0.0%
00053		24	0.0%
00054		23	0.0%
00055		15	0.0%
00056		17	0.0%
00057		11	0.0%
00058		11	0.0%
00059		10	0.0%
00060		21	0.0%
00061		22	0.0%
00062		18	0.0%
00063		13	0.0%
00064		13	0.0%
00065		13	0.0%
00066		6	0.0%
00067		10	0.0%
00068		7	0.0%
00069		11	0.0%
00070		19	0.0%
00071		8	0.0%
00072		9	0.0%
00073		8	0.0%
00074		5	0.0%
00075		5	0.0%
00076		10	0.0%
00077		5	0.0%
00078		5	0.0%
00079		6	0.0%
00080		16	0.0%
00081		14	0.0%
00082		3	0.0%
00083		14	0.0%
00084		6	0.0%

**File : 35 Chhattisgarh****# T\_ADULT\_M: TOTAL ADULT MALE**

<b>Value</b>	<b>Label</b>	<b>Cases</b>	<b>Percentage</b>
00085		3	0.0%
00086		4	0.0%
00087		4	0.0%
00088		4	0.0%
00089		6	0.0%
00090		4	0.0%
00091		1	0.0%
00092		4	0.0%
00093		1	0.0%
00094		2	0.0%
00095		3	0.0%
00096		7	0.0%
00097		2	0.0%
00098		3	0.0%
00099		4	0.0%
00100		12	0.0%
00101		8	0.0%
00102		6	0.0%
00103		5	0.0%
00105		2	0.0%
00106		4	0.0%
00107		1	0.0%
00108		2	0.0%
00110		1	0.0%
00111		6	0.0%
00112		1	0.0%
00113		1	0.0%
00114		2	0.0%
00115		6	0.0%
00117		1	0.0%
00119		3	0.0%
00120		2	0.0%
00122		2	0.0%
00123		4	0.0%
00125		5	0.0%
00126		5	0.0%
00127		3	0.0%
00128		1	0.0%
00130		3	0.0%
00132		1	0.0%
00133		1	0.0%
00134		1	0.0%
00135		8	0.0%

**File : 35 Chhattisgarh****# T\_ADULT\_M: TOTAL ADULT MALE**

<b>Value</b>	<b>Label</b>	<b>Cases</b>	<b>Percentage</b>
00136		1	0.0%
00137		3	0.0%
00139		2	0.0%
00140		5	0.0%
00141		2	0.0%
00144		3	0.0%
00145		1	0.0%
00146		1	0.0%
00148		1	0.0%
00149		4	0.0%
00150		7	0.0%
00151		3	0.0%
00156		1	0.0%
00157		3	0.0%
00159		1	0.0%
00160		2	0.0%
00165		1	0.0%
00167		2	0.0%
00168		1	0.0%
00169		1	0.0%
00170		1	0.0%
00172		1	0.0%
00173		1	0.0%
00175		1	0.0%
00177		3	0.0%
00179		1	0.0%
00180		2	0.0%
00187		3	0.0%
00188		1	0.0%
00189		2	0.0%
00195		2	0.0%
00197		1	0.0%
00199		1	0.0%
00200		3	0.0%
00201		1	0.0%
00203		2	0.0%
00204		3	0.0%
00208		1	0.0%
00209		1	0.0%
00210		2	0.0%
00212		2	0.0%
00215		4	0.0%
00217		1	0.0%

**File : 35 Chhattisgarh****# T\_ADULT\_M: TOTAL ADULT MALE**

<b>Value</b>	<b>Label</b>	<b>Cases</b>	<b>Percentage</b>
00218		1	0.0%
00221		2	0.0%
00223		3	0.0%
00225		2	0.0%
00229		2	0.0%
00230		2	0.0%
00233		2	0.0%
00234		1	0.0%
00236		1	0.0%
00238		1	0.0%
00240		2	0.0%
00241		1	0.0%
00246		1	0.0%
00250		1	0.0%
00255		1	0.0%
00256		2	0.0%
00259		1	0.0%
00265		1	0.0%
00266		2	0.0%
00272		1	0.0%
00276		1	0.0%
00279		1	0.0%
00288		1	0.0%
00300		3	0.0%
00305		4	0.0%
00308		1	0.0%
00317		2	0.0%
00320		1	0.0%
00326		1	0.0%
00329		2	0.0%
00332		1	0.0%
00337		1	0.0%
00346		1	0.0%
00349		1	0.0%
00355		1	0.0%
00364		1	0.0%
00365		2	0.0%
00368		1	0.0%
00370		2	0.0%
00376		1	0.0%
00390		1	0.0%
00402		1	0.0%
00407		1	0.0%

## File : 35 Chhattisgarh

### # T\_ADULT\_M: TOTAL ADULT MALE

Value	Label	Cases	Percentage
00416		1	0.0%
00429		1	0.0%
00447		1	0.0%
00450		1	0.0%
00451		1	0.0%
00474		1	0.0%
00489		2	0.0%
00495		1	0.0%
00502		1	0.0%
00512		2	0.0%
00536		1	0.0%
00554		1	0.0%
00592		1	0.0%
00600		1	0.0%
00612		2	0.0%
00615		2	0.0%
00619		1	0.0%
00640		1	0.0%
00681		2	0.0%
00690		1	0.0%
00698		2	0.0%
00702		2	0.0%
00710		1	0.0%
00830		4	0.0%
00833		1	0.0%
00934		1	0.0%
00960		1	0.0%
00967		1	0.0%
01039		2	0.0%
01250		1	0.0%
01356		1	0.0%
01437		1	0.0%
01497		1	0.0%
01521		1	0.0%
01539		1	0.0%
01550		1	0.0%
01829		1	0.0%
01902		1	0.0%
02015		1	0.0%
02109		1	0.0%
02258		1	0.0%
02454		1	0.0%
02460		1	0.0%

## File : 35 Chhattisgarh

### # T\_ADULT\_M: TOTAL ADULT MALE

Value	Label	Cases	Percentage
02532		1	0.0%
02620		1	0.0%
05102		1	0.0%

*Warning: these figures indicate the number of cases found in the data file. They cannot be interpreted as summary statistics of the population of interest.*

### # T\_ADULT\_F: TOTAL ADULT FEMALE

<b>Information</b>	[Type= discrete] [Format=character] [Missing=*]
--------------------	---

<b>Statistics [NW/ W]</b>	[Valid=531098 /-] [Invalid=0 /-]
---------------------------	----------------------------------

Value	Label	Cases	Percentage
00000		378076	71.2%
00001		118843	22.4%
00002		22455	4.2%
00003		4787	0.9%
00004		1999	0.4%
00005		1328	0.3%
00006		711	0.1%
00007		458	0.1%
00008		366	0.1%
00009		183	0.0%
00010		475	0.1%
00011		107	0.0%
00012		160	0.0%
00013		81	0.0%
00014		67	0.0%
00015		171	0.0%
00016		59	0.0%
00017		42	0.0%
00018		44	0.0%
00019		22	0.0%
00020		116	0.0%
00021		23	0.0%
00022		31	0.0%
00023		26	0.0%
00024		10	0.0%
00025		70	0.0%
00026		22	0.0%
00027		16	0.0%
00028		16	0.0%
00029		12	0.0%
00030		47	0.0%
00031		8	0.0%
00032		7	0.0%
00034		6	0.0%
00035		28	0.0%

## File : 35 Chhattisgarh

### # T\_ADULT\_F: TOTAL ADULT FEMALE

Value	Label	Cases	Percentage
00036		17	0.0%
00037		5	0.0%
00038		4	0.0%
00039		5	0.0%
00040		19	0.0%
00041		5	0.0%
00042		6	0.0%
00043		1	0.0%
00044		1	0.0%
00045		11	0.0%
00046		2	0.0%
00047		2	0.0%
00048		4	0.0%
00049		2	0.0%
00050		20	0.0%
00051		6	0.0%
00052		4	0.0%
00053		3	0.0%
00055		7	0.0%
00056		2	0.0%
00057		4	0.0%
00060		10	0.0%
00061		1	0.0%
00062		2	0.0%
00063		4	0.0%
00064		4	0.0%
00065		2	0.0%
00066		3	0.0%
00069		1	0.0%
00070		12	0.0%
00071		2	0.0%
00072		1	0.0%
00075		4	0.0%
00078		1	0.0%
00079		1	0.0%
00080		3	0.0%
00082		1	0.0%
00084		1	0.0%
00085		3	0.0%
00086		1	0.0%
00088		1	0.0%
00089		2	0.0%
00092		1	0.0%



## File : 35 Chhattisgarh

### # T\_ADULT\_F: TOTAL ADULT FEMALE

Value	Label	Cases	Percentage
00100		6	0.0%
00101		1	0.0%
00102		1	0.0%
00103		1	0.0%
00105		1	0.0%
00108		1	0.0%
00110		3	0.0%
00111		2	0.0%
00113		1	0.0%
00115		1	0.0%
00119		2	0.0%
00120		1	0.0%
00125		1	0.0%
00130		1	0.0%
00140		2	0.0%
00142		1	0.0%
00150		1	0.0%
00163		2	0.0%
00180		1	0.0%
00192		1	0.0%
00200		1	0.0%
00219		1	0.0%
00420		1	0.0%
00689		1	0.0%

*Warning: these figures indicate the number of cases found in the data file. They cannot be interpreted as summary statistics of the population of interest.*

### # T\_CHILD\_M: TOTAL CHIELD MALE

Value	Label	Cases	Percentage
00000		511841	96.4%
00001		15685	3.0%
00002		2860	0.5%
00003		472	0.1%
00004		121	0.0%
00005		50	0.0%
00006		16	0.0%
00007		11	0.0%
00008		5	0.0%
00009		3	0.0%
00010		20	0.0%
00011		3	0.0%
00012		3	0.0%
00013		1	0.0%

## File : 35 Chhattisgarh

### # T\_CHILD\_M: TOTAL CHIELD MALE

Value	Label	Cases	Percentage
00015		2	0.0%
00018		1	0.0%
00020		1	0.0%
00025		2	0.0%
00030		1	0.0%

Warning: these figures indicate the number of cases found in the data file. They cannot be interpreted as summary statistics of the population of interest.

### # T\_CHILD\_F: TOTAL CHIELD FEMALE

<b>Information</b>	[Type= discrete] [Format=character] [Missing=*]
<b>Statistics [NW/ W]</b>	[Valid=531098 /-] [Invalid=0 /-]

Value	Label	Cases	Percentage
00000		519052	97.7%
00001		9439	1.8%
00002		2017	0.4%
00003		366	0.1%
00004		114	0.0%
00005		39	0.0%
00006		19	0.0%
00007		7	0.0%
00008		4	0.0%
00009		3	0.0%
00010		8	0.0%
00011		1	0.0%
00012		4	0.0%
00013		4	0.0%
00014		1	0.0%
00015		7	0.0%
00016		1	0.0%
00017		1	0.0%
00020		1	0.0%
00024		2	0.0%
00025		3	0.0%
00032		2	0.0%
00048		1	0.0%
00050		1	0.0%
00108		1	0.0%

Warning: these figures indicate the number of cases found in the data file. They cannot be interpreted as summary statistics of the population of interest.

### # TOT: TOTAL OF TOTAL

<b>Information</b>	[Type= discrete] [Format=character] [Missing=*]
<b>Statistics [NW/ W]</b>	[Valid=531098 /-] [Invalid=0 /-]

Value	Label	Cases	Percentage
00001		275968	52.0%
00002		150975	28.4%

## File : 35 Chhattisgarh

### # TOT: TOTAL OF TOTAL

Value	Label	Cases	Percentage
00003		44001	8.3%
00004		22925	4.3%
00005		11111	2.1%
00006		6801	1.3%
00007		3642	0.7%
00008		2449	0.5%
00009		1608	0.3%
00010		1629	0.3%
00011		1060	0.2%
00012		935	0.2%
00013		660	0.1%
00014		515	0.1%
00015		686	0.1%
00016		503	0.1%
00017		342	0.1%
00018		338	0.1%
00019		211	0.0%
00020		419	0.1%
00021		302	0.1%
00022		248	0.0%
00023		178	0.0%
00024		154	0.0%
00025		289	0.1%
00026		151	0.0%
00027		122	0.0%
00028		116	0.0%
00029		86	0.0%
00030		171	0.0%
00031		121	0.0%
00032		108	0.0%
00033		74	0.0%
00034		65	0.0%
00035		102	0.0%
00036		85	0.0%
00037		61	0.0%
00038		55	0.0%
00039		43	0.0%
00040		97	0.0%
00041		63	0.0%
00042		45	0.0%
00043		44	0.0%
00044		30	0.0%
00045		73	0.0%

**File : 35 Chhattisgarh****# TOT: TOTAL OF TOTAL**

<b>Value</b>	<b>Label</b>	<b>Cases</b>	<b>Percentage</b>
00046		43	0.0%
00047		33	0.0%
00048		41	0.0%
00049		27	0.0%
00050		76	0.0%
00051		132	0.0%
00052		83	0.0%
00053		43	0.0%
00054		30	0.0%
00055		28	0.0%
00056		21	0.0%
00057		14	0.0%
00058		18	0.0%
00059		12	0.0%
00060		28	0.0%
00061		27	0.0%
00062		21	0.0%
00063		13	0.0%
00064		14	0.0%
00065		16	0.0%
00066		23	0.0%
00067		11	0.0%
00068		9	0.0%
00069		9	0.0%
00070		29	0.0%
00071		16	0.0%
00072		16	0.0%
00073		6	0.0%
00074		8	0.0%
00075		9	0.0%
00076		14	0.0%
00077		11	0.0%
00078		13	0.0%
00079		9	0.0%
00080		20	0.0%
00081		12	0.0%
00082		10	0.0%
00083		4	0.0%
00084		12	0.0%
00085		12	0.0%
00086		11	0.0%
00087		2	0.0%
00088		4	0.0%

## File : 35 Chhattisgarh

# TOT: TOTAL OF TOTAL

Value	Label	Cases	Percentage
00089		4	0.0%
00090		6	0.0%
00091		3	0.0%
00092		9	0.0%
00093		6	0.0%
00094		6	0.0%
00095		4	0.0%
00096		4	0.0%
00097		6	0.0%
00098		1	0.0%
00099		3	0.0%
00100		20	0.0%
00101		14	0.0%
00102		6	0.0%
00103		6	0.0%
00104		2	0.0%
00105		3	0.0%
00106		4	0.0%
00107		2	0.0%
00108		2	0.0%
00109		3	0.0%
00110		4	0.0%
00111		3	0.0%
00112		4	0.0%
00113		2	0.0%
00114		4	0.0%
00115		8	0.0%
00116		1	0.0%
00118		4	0.0%
00119		5	0.0%
00120		6	0.0%
00121		2	0.0%
00122		7	0.0%
00124		1	0.0%
00125		2	0.0%
00127		1	0.0%
00128		3	0.0%
00130		3	0.0%
00131		4	0.0%
00132		2	0.0%
00133		1	0.0%
00135		5	0.0%
00136		4	0.0%

**File : 35 Chhattisgarh****# TOT: TOTAL OF TOTAL**

<b>Value</b>	<b>Label</b>	<b>Cases</b>	<b>Percentage</b>
00137		1	0.0%
00140		2	0.0%
00141		3	0.0%
00142		1	0.0%
00143		2	0.0%
00144		3	0.0%
00145		1	0.0%
00146		3	0.0%
00147		2	0.0%
00148		4	0.0%
00149		2	0.0%
00150		12	0.0%
00151		7	0.0%
00152		3	0.0%
00153		1	0.0%
00154		2	0.0%
00155		1	0.0%
00156		2	0.0%
00157		1	0.0%
00161		4	0.0%
00163		1	0.0%
00165		4	0.0%
00168		1	0.0%
00170		1	0.0%
00171		1	0.0%
00172		1	0.0%
00175		2	0.0%
00176		5	0.0%
00177		2	0.0%
00179		1	0.0%
00181		1	0.0%
00182		2	0.0%
00185		1	0.0%
00186		1	0.0%
00188		1	0.0%
00190		1	0.0%
00191		1	0.0%
00195		1	0.0%
00199		2	0.0%
00200		6	0.0%
00201		1	0.0%
00203		3	0.0%
00204		2	0.0%

## File : 35 Chhattisgarh

### # TOT: TOTAL OF TOTAL

Value	Label	Cases	Percentage
00205		1	0.0%
00206		1	0.0%
00209		1	0.0%
00210		1	0.0%
00215		4	0.0%
00216		1	0.0%
00220		1	0.0%
00222		2	0.0%
00223		3	0.0%
00225		3	0.0%
00226		1	0.0%
00227		1	0.0%
00231		2	0.0%
00233		1	0.0%
00235		1	0.0%
00236		2	0.0%
00239		1	0.0%
00240		1	0.0%
00241		2	0.0%
00242		2	0.0%
00243		1	0.0%
00246		1	0.0%
00252		1	0.0%
00255		2	0.0%
00256		2	0.0%
00259		2	0.0%
00260		2	0.0%
00261		2	0.0%
00262		1	0.0%
00266		1	0.0%
00269		3	0.0%
00271		1	0.0%
00274		2	0.0%
00275		3	0.0%
00280		2	0.0%
00290		1	0.0%
00293		2	0.0%
00295		1	0.0%
00305		1	0.0%
00308		1	0.0%
00311		2	0.0%
00314		1	0.0%
00316		1	0.0%

**File : 35 Chhattisgarh****# TOT: TOTAL OF TOTAL**

<b>Value</b>	<b>Label</b>	<b>Cases</b>	<b>Percentage</b>
00340		1	0.0%
00341		2	0.0%
00347		1	0.0%
00348		1	0.0%
00350		4	0.0%
00351		3	0.0%
00355		1	0.0%
00359		1	0.0%
00365		1	0.0%
00367		1	0.0%
00371		2	0.0%
00372		1	0.0%
00377		1	0.0%
00380		1	0.0%
00396		1	0.0%
00400		3	0.0%
00403		1	0.0%
00404		1	0.0%
00411		1	0.0%
00416		1	0.0%
00418		3	0.0%
00430		1	0.0%
00451		1	0.0%
00464		1	0.0%
00480		1	0.0%
00499		1	0.0%
00500		1	0.0%
00501		1	0.0%
00502		1	0.0%
00509		2	0.0%
00512		2	0.0%
00555		1	0.0%
00571		1	0.0%
00603		1	0.0%
00610		1	0.0%
00612		2	0.0%
00615		2	0.0%
00624		1	0.0%
00644		1	0.0%
00680		1	0.0%
00681		2	0.0%
00694		1	0.0%
00710		1	0.0%



## File : 35 Chhattisgarh

### # TOT: TOTAL OF TOTAL

Value	Label	Cases	Percentage
00718		1	0.0%
00723		1	0.0%
00817		2	0.0%
00844		1	0.0%
00900		4	0.0%
01004		1	0.0%
01026		1	0.0%
01031		1	0.0%
01119		2	0.0%
01250		1	0.0%
01368		1	0.0%
01559		1	0.0%
01562		1	0.0%
01571		1	0.0%
01578		1	0.0%
01619		1	0.0%
01855		1	0.0%
01931		1	0.0%
02055		1	0.0%
02191		1	0.0%
02498		1	0.0%
02557		1	0.0%
02610		1	0.0%
02699		1	0.0%
02947		1	0.0%
05163		1	0.0%

Warning: these figures indicate the number of cases found in the data file. They cannot be interpreted as summary statistics of the population of interest.

### # H\_ADULT\_M: HIRED ADULT MALE

**Information** [Type= discrete] [Format=character] [Missing=\*]

**Statistics [NW/ W]** [Valid=531098 /-] [Invalid=0 /-]

Value	Label	Cases	Percentage
00000		409188	77.0%
00001		55998	10.5%
00002		28499	5.4%
00003		12369	2.3%
00004		7132	1.3%
00005		4155	0.8%
00006		2523	0.5%
00007		1489	0.3%
00008		1384	0.3%
00009		890	0.2%
00010		1181	0.2%
00011		487	0.1%

## File : 35 Chhattisgarh

### # H\_ADULT\_M: HIRED ADULT MALE

Value	Label	Cases	Percentage
00012		612	0.1%
00013		375	0.1%
00014		370	0.1%
00015		499	0.1%
00016		256	0.0%
00017		240	0.0%
00018		233	0.0%
00019		178	0.0%
00020		352	0.1%
00021		130	0.0%
00022		137	0.0%
00023		108	0.0%
00024		144	0.0%
00025		180	0.0%
00026		90	0.0%
00027		85	0.0%
00028		73	0.0%
00029		56	0.0%
00030		149	0.0%
00031		53	0.0%
00032		69	0.0%
00033		46	0.0%
00034		63	0.0%
00035		68	0.0%
00036		42	0.0%
00037		34	0.0%
00038		35	0.0%
00039		48	0.0%
00040		79	0.0%
00041		28	0.0%
00042		21	0.0%
00043		30	0.0%
00044		27	0.0%
00045		48	0.0%
00046		24	0.0%
00047		19	0.0%
00048		25	0.0%
00049		22	0.0%
00050		56	0.0%
00051		22	0.0%
00052		11	0.0%
00053		15	0.0%
00054		13	0.0%

## File : 35 Chhattisgarh

### # H\_ADULT\_M: HIRED ADULT MALE

Value	Label	Cases	Percentage
00055		15	0.0%
00056		12	0.0%
00057		9	0.0%
00058		13	0.0%
00059		11	0.0%
00060		32	0.0%
00061		8	0.0%
00062		14	0.0%
00063		9	0.0%
00064		14	0.0%
00065		14	0.0%
00066		6	0.0%
00067		6	0.0%
00068		10	0.0%
00069		14	0.0%
00070		19	0.0%
00071		5	0.0%
00072		9	0.0%
00073		8	0.0%
00074		5	0.0%
00075		9	0.0%
00076		5	0.0%
00077		4	0.0%
00078		5	0.0%
00079		7	0.0%
00080		24	0.0%
00081		6	0.0%
00082		1	0.0%
00083		14	0.0%
00084		2	0.0%
00086		4	0.0%
00087		2	0.0%
00088		4	0.0%
00089		6	0.0%
00090		8	0.0%
00092		5	0.0%
00094		2	0.0%
00095		3	0.0%
00096		6	0.0%
00097		2	0.0%
00098		4	0.0%
00099		5	0.0%
00100		15	0.0%

## File : 35 Chhattisgarh

### # H\_ADULT\_M: HIRED ADULT MALE

Value	Label	Cases	Percentage
00102		2	0.0%
00103		4	0.0%
00104		2	0.0%
00106		3	0.0%
00107		1	0.0%
00108		2	0.0%
00110		1	0.0%
00111		6	0.0%
00112		1	0.0%
00113		1	0.0%
00114		2	0.0%
00115		6	0.0%
00117		1	0.0%
00118		1	0.0%
00119		2	0.0%
00120		2	0.0%
00122		2	0.0%
00123		2	0.0%
00125		9	0.0%
00126		1	0.0%
00127		3	0.0%
00128		1	0.0%
00130		4	0.0%
00132		1	0.0%
00133		1	0.0%
00134		1	0.0%
00135		10	0.0%
00137		1	0.0%
00139		2	0.0%
00140		5	0.0%
00141		2	0.0%
00144		3	0.0%
00145		1	0.0%
00146		1	0.0%
00148		2	0.0%
00149		5	0.0%
00150		8	0.0%
00151		1	0.0%
00156		1	0.0%
00157		2	0.0%
00159		1	0.0%
00160		2	0.0%
00165		1	0.0%

**File : 35 Chhattisgarh****# H\_ADULT\_M: HIRED ADULT MALE**

<b>Value</b>	<b>Label</b>	<b>Cases</b>	<b>Percentage</b>
00167		2	0.0%
00168		2	0.0%
00170		2	0.0%
00173		1	0.0%
00175		3	0.0%
00177		3	0.0%
00179		1	0.0%
00180		2	0.0%
00187		4	0.0%
00189		2	0.0%
00190		1	0.0%
00195		2	0.0%
00197		1	0.0%
00199		1	0.0%
00200		3	0.0%
00203		2	0.0%
00204		3	0.0%
00208		1	0.0%
00209		1	0.0%
00210		2	0.0%
00212		2	0.0%
00213		1	0.0%
00215		1	0.0%
00217		1	0.0%
00218		1	0.0%
00221		2	0.0%
00223		1	0.0%
00225		4	0.0%
00230		2	0.0%
00233		2	0.0%
00234		1	0.0%
00236		1	0.0%
00238		1	0.0%
00240		2	0.0%
00241		1	0.0%
00246		1	0.0%
00250		1	0.0%
00251		2	0.0%
00255		1	0.0%
00259		1	0.0%
00265		1	0.0%
00266		2	0.0%
00272		1	0.0%

## File : 35 Chhattisgarh

### # H\_ADULT\_M: HIRED ADULT MALE

Value	Label	Cases	Percentage
00276		1	0.0%
00279		1	0.0%
00288		1	0.0%
00300		3	0.0%
00305		4	0.0%
00308		1	0.0%
00317		2	0.0%
00320		1	0.0%
00326		1	0.0%
00329		2	0.0%
00332		1	0.0%
00334		1	0.0%
00346		1	0.0%
00349		1	0.0%
00355		1	0.0%
00364		2	0.0%
00368		1	0.0%
00370		2	0.0%
00376		1	0.0%
00390		1	0.0%
00400		1	0.0%
00407		1	0.0%
00414		1	0.0%
00429		1	0.0%
00446		1	0.0%
00450		1	0.0%
00451		1	0.0%
00474		1	0.0%
00489		2	0.0%
00495		1	0.0%
00500		1	0.0%
00536		1	0.0%
00554		1	0.0%
00589		1	0.0%
00599		1	0.0%
00619		1	0.0%
00640		1	0.0%
00690		1	0.0%
00698		2	0.0%
00702		2	0.0%
00710		1	0.0%
00830		4	0.0%
00832		1	0.0%

## File : 35 Chhattisgarh

### # H\_ADULT\_M: HIRED ADULT MALE

Value	Label	Cases	Percentage
00934		1	0.0%
00960		1	0.0%
00967		1	0.0%
01039		2	0.0%
01250		1	0.0%
01356		1	0.0%
01437		1	0.0%
01497		1	0.0%
01521		1	0.0%
01539		1	0.0%
01550		1	0.0%
01829		1	0.0%
01902		1	0.0%
02015		1	0.0%
02109		1	0.0%
02258		1	0.0%
02454		1	0.0%
02460		1	0.0%
02532		1	0.0%
02620		1	0.0%
05102		1	0.0%

*Warning: these figures indicate the number of cases found in the data file. They cannot be interpreted as summary statistics of the population of interest.*

### # H\_ADULT\_F: HIRED ADULT FEMALE

**Information** [Type= discrete] [Format=character] [Missing=\*]

**Statistics [NW/ W]** [Valid=531098 /-] [Invalid=0 /-]

Value	Label	Cases	Percentage
00000		501279	94.4%
00001		13248	2.5%
00002		8745	1.6%
00003		2128	0.4%
00004		1320	0.2%
00005		1079	0.2%
00006		616	0.1%
00007		415	0.1%
00008		332	0.1%
00009		169	0.0%
00010		441	0.1%
00011		102	0.0%
00012		152	0.0%
00013		72	0.0%
00014		68	0.0%
00015		152	0.0%
00016		55	0.0%

## File : 35 Chhattisgarh

### # H\_ADULT\_F: HIRED ADULT FEMALE

Value	Label	Cases	Percentage
00017		43	0.0%
00018		41	0.0%
00019		21	0.0%
00020		106	0.0%
00021		24	0.0%
00022		23	0.0%
00023		22	0.0%
00024		11	0.0%
00025		65	0.0%
00026		21	0.0%
00027		15	0.0%
00028		17	0.0%
00029		11	0.0%
00030		44	0.0%
00031		8	0.0%
00032		7	0.0%
00034		6	0.0%
00035		29	0.0%
00036		14	0.0%
00037		5	0.0%
00038		4	0.0%
00039		5	0.0%
00040		19	0.0%
00041		4	0.0%
00042		6	0.0%
00043		1	0.0%
00044		2	0.0%
00045		10	0.0%
00046		2	0.0%
00047		1	0.0%
00048		4	0.0%
00049		2	0.0%
00050		19	0.0%
00051		4	0.0%
00052		2	0.0%
00053		2	0.0%
00055		6	0.0%
00056		2	0.0%
00057		4	0.0%
00060		10	0.0%
00061		1	0.0%
00062		2	0.0%
00063		4	0.0%



## File : 35 Chhattisgarh

### # H\_ADULT\_F: HIRED ADULT FEMALE

Value	Label	Cases	Percentage
00064		4	0.0%
00065		2	0.0%
00066		3	0.0%
00069		1	0.0%
00070		13	0.0%
00071		1	0.0%
00072		1	0.0%
00075		4	0.0%
00078		1	0.0%
00079		1	0.0%
00080		3	0.0%
00082		1	0.0%
00084		1	0.0%
00085		3	0.0%
00086		1	0.0%
00088		1	0.0%
00089		2	0.0%
00092		1	0.0%
00100		7	0.0%
00101		1	0.0%
00103		1	0.0%
00105		1	0.0%
00110		3	0.0%
00113		1	0.0%
00115		1	0.0%
00119		2	0.0%
00120		1	0.0%
00125		1	0.0%
00130		1	0.0%
00140		2	0.0%
00142		1	0.0%
00150		1	0.0%
00163		2	0.0%
00180		1	0.0%
00192		1	0.0%
00200		1	0.0%
00219		1	0.0%
00420		1	0.0%
00689		1	0.0%

Warning: these figures indicate the number of cases found in the data file. They cannot be interpreted as summary statistics of the population of interest.

### # H\_CHILD\_M: HIRED CHIELD MALE

<b>Information</b>	[Type= discrete] [Format=character] [Missing=*]
<b>Statistics [NW/ W]</b>	[Valid=531098 /-] [Invalid=0 /-]

## File : 35 Chhattisgarh

### # H\_CHILD\_M: HIRED CHIELD MALE

Value	Label	Cases	Percentage
00000		529910	99.8%
00001		784	0.1%
00002		251	0.0%
00003		60	0.0%
00004		33	0.0%
00005		26	0.0%
00006		4	0.0%
00007		4	0.0%
00008		5	0.0%
00009		2	0.0%
00010		11	0.0%
00011		1	0.0%
00012		1	0.0%
00015		2	0.0%
00018		1	0.0%
00020		1	0.0%
00025		2	0.0%

Warning: these figures indicate the number of cases found in the data file. They cannot be interpreted as summary statistics of the population of interest.

### # H\_CHILD\_F: HIRED CHIELD FEMALE

Value	Label	Cases	Percentage
00000		530839	100.0%
00001		108	0.0%
00002		57	0.0%
00003		28	0.0%
00004		17	0.0%
00005		18	0.0%
00006		8	0.0%
00007		5	0.0%
00008		1	0.0%
00010		6	0.0%
00012		2	0.0%
00013		2	0.0%
00015		5	0.0%
00017		1	0.0%
00020		1	0.0%

Warning: these figures indicate the number of cases found in the data file. They cannot be interpreted as summary statistics of the population of interest.

### # T\_HIRED: TOTAL OF HIRED

<b>Information</b>	[Type= discrete] [Format=character] [Missing=*]
<b>Statistics [NW/ W]</b>	[Valid=531098 /-] [Invalid=0 /-]

# File : 35 Chhattisgarh

## # T\_HIRED: TOTAL OF HIRED

Value	Label	Cases	Percentage
00000		400130	75.3%
00001		52913	10.0%
00002		34939	6.6%
00003		13256	2.5%
00004		8053	1.5%
00005		4621	0.9%
00006		3025	0.6%
00007		1790	0.3%
00008		1575	0.3%
00009		1082	0.2%
00010		1326	0.2%
00011		657	0.1%
00012		747	0.1%
00013		487	0.1%
00014		507	0.1%
00015		622	0.1%
00016		336	0.1%
00017		285	0.1%
00018		319	0.1%
00019		239	0.0%
00020		418	0.1%
00021		171	0.0%
00022		226	0.0%
00023		161	0.0%
00024		178	0.0%
00025		242	0.0%
00026		119	0.0%
00027		101	0.0%
00028		117	0.0%
00029		90	0.0%
00030		201	0.0%
00031		84	0.0%
00032		97	0.0%
00033		68	0.0%
00034		69	0.0%
00035		109	0.0%
00036		65	0.0%
00037		47	0.0%
00038		60	0.0%
00039		45	0.0%
00040		109	0.0%
00041		36	0.0%
00042		38	0.0%

## File : 35 Chhattisgarh

### # T\_HIRED: TOTAL OF HIRED

Value	Label	Cases	Percentage
00043		40	0.0%
00044		34	0.0%
00045		76	0.0%
00046		31	0.0%
00047		30	0.0%
00048		40	0.0%
00049		29	0.0%
00050		98	0.0%
00051		25	0.0%
00052		39	0.0%
00053		25	0.0%
00054		18	0.0%
00055		28	0.0%
00056		12	0.0%
00057		12	0.0%
00058		16	0.0%
00059		13	0.0%
00060		36	0.0%
00061		8	0.0%
00062		16	0.0%
00063		9	0.0%
00064		15	0.0%
00065		16	0.0%
00066		22	0.0%
00067		11	0.0%
00068		11	0.0%
00069		13	0.0%
00070		27	0.0%
00071		11	0.0%
00072		16	0.0%
00073		6	0.0%
00074		9	0.0%
00075		15	0.0%
00076		9	0.0%
00077		6	0.0%
00078		14	0.0%
00079		11	0.0%
00080		22	0.0%
00081		6	0.0%
00082		5	0.0%
00083		5	0.0%
00084		9	0.0%
00085		13	0.0%

## File : 35 Chhattisgarh

### # T\_HIRED: TOTAL OF HIRED

Value	Label	Cases	Percentage
00086		8	0.0%
00087		3	0.0%
00088		4	0.0%
00089		3	0.0%
00090		7	0.0%
00091		1	0.0%
00092		11	0.0%
00093		4	0.0%
00094		3	0.0%
00095		7	0.0%
00096		4	0.0%
00097		2	0.0%
00098		2	0.0%
00099		7	0.0%
00100		20	0.0%
00101		4	0.0%
00102		3	0.0%
00103		6	0.0%
00104		2	0.0%
00105		5	0.0%
00106		1	0.0%
00107		4	0.0%
00108		2	0.0%
00109		2	0.0%
00110		7	0.0%
00112		3	0.0%
00113		1	0.0%
00114		4	0.0%
00115		11	0.0%
00118		5	0.0%
00119		6	0.0%
00120		5	0.0%
00121		2	0.0%
00122		2	0.0%
00124		1	0.0%
00125		3	0.0%
00127		2	0.0%
00128		2	0.0%
00130		8	0.0%
00132		2	0.0%
00133		1	0.0%
00135		5	0.0%
00136		2	0.0%

**File : 35 Chhattisgarh****# T\_HIRED: TOTAL OF HIRED**

<b>Value</b>	<b>Label</b>	<b>Cases</b>	<b>Percentage</b>
00137		1	0.0%
00140		3	0.0%
00141		5	0.0%
00143		2	0.0%
00144		5	0.0%
00145		3	0.0%
00147		1	0.0%
00148		6	0.0%
00149		2	0.0%
00150		16	0.0%
00151		3	0.0%
00152		2	0.0%
00154		1	0.0%
00155		1	0.0%
00156		2	0.0%
00160		3	0.0%
00161		1	0.0%
00163		1	0.0%
00165		4	0.0%
00168		1	0.0%
00170		3	0.0%
00173		2	0.0%
00175		2	0.0%
00176		5	0.0%
00179		1	0.0%
00180		1	0.0%
00182		2	0.0%
00185		2	0.0%
00187		1	0.0%
00189		1	0.0%
00191		1	0.0%
00195		1	0.0%
00198		1	0.0%
00199		2	0.0%
00200		7	0.0%
00203		3	0.0%
00204		2	0.0%
00206		1	0.0%
00209		1	0.0%
00210		1	0.0%
00215		2	0.0%
00216		1	0.0%
00218		1	0.0%

## File : 35 Chhattisgarh

### # T\_HIRED: TOTAL OF HIRED

Value	Label	Cases	Percentage
00222		2	0.0%
00223		3	0.0%
00225		3	0.0%
00226		1	0.0%
00227		1	0.0%
00233		1	0.0%
00234		1	0.0%
00235		1	0.0%
00236		1	0.0%
00237		2	0.0%
00239		1	0.0%
00240		1	0.0%
00241		2	0.0%
00243		1	0.0%
00245		3	0.0%
00251		2	0.0%
00252		1	0.0%
00255		2	0.0%
00259		2	0.0%
00260		2	0.0%
00261		2	0.0%
00262		1	0.0%
00266		1	0.0%
00269		3	0.0%
00271		1	0.0%
00274		2	0.0%
00275		3	0.0%
00280		2	0.0%
00290		1	0.0%
00295		1	0.0%
00305		1	0.0%
00308		1	0.0%
00311		2	0.0%
00314		1	0.0%
00316		1	0.0%
00336		1	0.0%
00341		2	0.0%
00347		1	0.0%
00348		1	0.0%
00350		5	0.0%
00351		2	0.0%
00355		1	0.0%
00359		1	0.0%

## File : 35 Chhattisgarh

### # T\_HIRED: TOTAL OF HIRED

Value	Label	Cases	Percentage
00367		1	0.0%
00371		2	0.0%
00372		1	0.0%
00377		1	0.0%
00380		1	0.0%
00390		1	0.0%
00396		1	0.0%
00399		1	0.0%
00400		1	0.0%
00401		1	0.0%
00404		1	0.0%
00411		1	0.0%
00414		1	0.0%
00418		3	0.0%
00430		1	0.0%
00450		1	0.0%
00464		1	0.0%
00480		1	0.0%
00499		1	0.0%
00500		2	0.0%
00501		1	0.0%
00509		2	0.0%
00555		1	0.0%
00571		1	0.0%
00600		1	0.0%
00609		1	0.0%
00624		1	0.0%
00644		1	0.0%
00680		1	0.0%
00694		1	0.0%
00710		1	0.0%
00718		1	0.0%
00723		1	0.0%
00817		2	0.0%
00843		1	0.0%
00900		4	0.0%
01004		1	0.0%
01026		1	0.0%
01031		1	0.0%
01119		2	0.0%
01250		1	0.0%
01368		1	0.0%
01559		1	0.0%



## File : 35 Chhattisgarh

### # T\_HIRED: TOTAL OF HIRED

Value	Label	Cases	Percentage
01562		1	0.0%
01571		1	0.0%
01578		1	0.0%
01619		1	0.0%
01855		1	0.0%
01931		1	0.0%
02055		1	0.0%
02191		1	0.0%
02498		1	0.0%
02557		1	0.0%
02610		1	0.0%
02699		1	0.0%
02947		1	0.0%
05163		1	0.0%

Warning: these figures indicate the number of cases found in the data file. They cannot be interpreted as summary statistics of the population of interest.

### # REMAKS: REMARKS

**Information** [Type= discrete] [Format=character] [Missing=\*]

**Statistics [NW/ W]** [Valid=531098 /-] [Invalid=0 /-]

Value	Label	Cases	Percentage
000		182693	34.4%
001		25371	4.8%
002		35654	6.7%
003		30718	5.8%
004		31326	5.9%
005		22054	4.2%
006		21402	4.0%
007		17281	3.3%
008		15257	2.9%
009		12511	2.4%
010		13714	2.6%
011		11496	2.2%
012		9695	1.8%
013		7495	1.4%
014		6991	1.3%
015		7082	1.3%
016		5430	1.0%
017		5589	1.1%
018		4703	0.9%
019		4219	0.8%
020		3838	0.7%
021		2902	0.5%
022		2936	0.6%
023		2478	0.5%

## File : 35 Chhattisgarh

### # REMAKS: REMARKS

Value	Label	Cases	Percentage
024		2442	0.5%
025		1870	0.4%
026		2830	0.5%
027		1264	0.2%
028		949	0.2%
029		888	0.2%
030		1718	0.3%
031		975	0.2%
032		2187	0.4%
033		2197	0.4%
034		1086	0.2%
035		603	0.1%
036		2252	0.4%
037		766	0.1%
038		1269	0.2%
039		776	0.1%
040		150	0.0%
041		1030	0.2%
042		2364	0.4%
043		1373	0.3%
044		567	0.1%
045		253	0.0%
046		599	0.1%
047		112	0.0%
048		2026	0.4%
049		337	0.1%
050		540	0.1%
051		469	0.1%
052		346	0.1%
053		719	0.1%
054		197	0.0%
055		734	0.1%
056		756	0.1%
057		1094	0.2%
058		148	0.0%
059		392	0.1%
061		493	0.1%
062		643	0.1%
063		6	0.0%
065		891	0.2%
068		12	0.0%
069		483	0.1%
073		989	0.2%

## File : 35 Chhattisgarh

### # REMAKS: REMARKS

Value	Label	Cases	Percentage
074		369	0.1%
076		28	0.0%
078		1057	0.2%
080		587	0.1%
082		570	0.1%
085		2	0.0%
089		602	0.1%
090		1	0.0%
091		13	0.0%
096		661	0.1%
097		666	0.1%
099		704	0.1%
100		86	0.0%
101		1	0.0%
102		7	0.0%
103		9	0.0%
107		3	0.0%
109		156	0.0%
110		7	0.0%
111		90	0.0%
113		3	0.0%
114		154	0.0%
115		2	0.0%
117		5	0.0%
120		7	0.0%
123		7	0.0%
125		27	0.0%
127		21	0.0%
128		7	0.0%
132		7	0.0%
135		7	0.0%
137		6	0.0%
141		4	0.0%
143		13	0.0%
153		1	0.0%
160		7	0.0%
165		20	0.0%
169		1	0.0%
170		16	0.0%
173		7	0.0%
178		7	0.0%
198		2	0.0%
200		122	0.0%

## File : 35 Chhattisgarh

### # REMAKS: REMARKS

Value	Label	Cases	Percentage
203		28	0.0%
205		1	0.0%
207		1	0.0%
210		1	0.0%
213		21	0.0%
217		73	0.0%
227		7	0.0%
232		14	0.0%
234		8	0.0%
240		2	0.0%
241		7	0.0%
289		7	0.0%
300		1	0.0%
301		83	0.0%
303		1	0.0%
310		6	0.0%
313		1	0.0%
323		1	0.0%
335		7	0.0%
342		14	0.0%
362		7	0.0%
374		6	0.0%
400		5	0.0%
421		6	0.0%
463		7	0.0%
523		1	0.0%
565		7	0.0%
594		3	0.0%
681		65	0.0%
800		3	0.0%
900		2	0.0%

Warning: these figures indicate the number of cases found in the data file. They cannot be interpreted as summary statistics of the population of interest.

### # TYPE\_ENTERP: TYPE OF ENTERPRISE

<b>Information</b>	[Type= discrete] [Format=character] [Missing=*]
<b>Statistics [NW/ W]</b>	[Valid=531098 /-] [Invalid=0 /-]

Value	Label	Cases	Percentage
1		400130	75.3%
2		109622	20.6%
3		21346	4.0%

Warning: these figures indicate the number of cases found in the data file. They cannot be interpreted as summary statistics of the population of interest.

### # MAJOR\_ACT: MAJOR ACTIVITY CODE

<b>Information</b>	[Type= discrete] [Format=character] [Missing=*]
--------------------	---

## File : 35 Chhattisgarh

### # MAJOR\_ACT: MAJOR ACTIVITY CODE

Statistics [NW/ W] [Valid=531098 /-] [Invalid=0 /-]

Value	Label	Cases	Percentage
01		9680	1.8%
02		48806	9.2%
04		771	0.1%
05		87040	16.4%
06		1201	0.2%
07		4607	0.9%
08		5486	1.0%
09		188176	35.4%
10		17712	3.3%
11		9394	1.8%
12		1533	0.3%
13		3663	0.7%
14		11688	2.2%
15		141341	26.6%

Warning: these figures indicate the number of cases found in the data file. They cannot be interpreted as summary statistics of the population of interest.

### # SIZE\_EMP1: SIZE OF EMPLOYMENT CODE-

Information [Type= discrete] [Format=character] [Missing=\*]

Statistics [NW/ W] [Valid=531098 /-] [Invalid=0 /-]

Value	Label	Cases	Percentage
1	Employee size 0 to 1	275968	52.0%
2	Employee size 2	150975	28.4%
3	Employee size 3	44001	8.3%
4	Employee size 4	22925	4.3%
5	Employee size 5	11111	2.1%
6	Employee size 6 to 9	14500	2.7%
7	Employee size >9	11618	2.2%

Warning: these figures indicate the number of cases found in the data file. They cannot be interpreted as summary statistics of the population of interest.

### # SIZE\_EMP2: SIZE OF EMPLOYMENT CODE-

Information [Type= discrete] [Format=character] [Missing=\*]

Statistics [NW/ W] [Valid=531098 /-] [Invalid=0 /-]

Value	Label	Cases	Percentage
01	Employee size 0 to 1	275968	52.0%
02	Employee size 2	150975	28.4%
03	Employee size 3	44001	8.3%
04	Employee size 4	22925	4.3%
05	Employee size 5	11111	2.1%
07	Employee size 6 to 9	14500	2.7%
08	Employee size 10 to 14	4799	0.9%
09	Employee size 15 to 19	2080	0.4%
10	Employee size 20 to 24	1301	0.2%
11	Employee size 25 to 49	2145	0.4%

## File : 35 Chhattisgarh

### # SIZE\_EMP2: SIZE OF EMPLOYMENT CODE-

Value	Label	Cases	Percentage
12	Employee size 50 to 99	898	0.2%
13	Employee size 100 to 199	225	0.0%
14	Employee size 200 to 499	117	0.0%
15	Employee size >=500	53	0.0%

*Warning: these figures indicate the number of cases found in the data file. They cannot be interpreted as summary statistics of the population of interest.*

### # FITTER: FILLER

**Information** [Type= discrete] [Format=character] [Missing=\*]

**Statistics [NW/ W]** [Valid=531098 /-] [Invalid=0 /-]

Value	Label	Cases	Percentage
0		531098	100.0%

*Warning: these figures indicate the number of cases found in the data file. They cannot be interpreted as summary statistics of the population of interest.*

## File : 36 Uttaranchal

### # FILE\_ID: FILE-ID

**Information** [Type= discrete] [Format=character] [Missing=\*]

**Statistics [NW/ W]** [Valid=215498 /-] [Invalid=0 /-]

Value	Label	Cases	Percentage
EC98AD		215498	100.0%

*Warning: these figures indicate the number of cases found in the data file. They cannot be interpreted as summary statistics of the population of interest.*

### # ID\_NO: IDENTIFICATION NO (ID NO)

**Information** [Type= discrete] [Format=character] [Missing=\*]

**Statistics [NW/ W]** [Valid=215498 /-] [Invalid=0 /-]

### # ST: STATE CODE

**Information** [Type= discrete] [Format=character] [Missing=\*]

**Statistics [NW/ W]** [Valid=215498 /-] [Invalid=0 /-]

Value	Label	Cases	Percentage
36	Uttarakhand	215498	100.0%

*Warning: these figures indicate the number of cases found in the data file. They cannot be interpreted as summary statistics of the population of interest.*

### # DT: DISTRICT CODE

**Information** [Type= discrete] [Format=character] [Missing=\*]

**Statistics [NW/ W]** [Valid=215498 /-] [Invalid=0 /-]

Value	Label	Cases	Percentage
01	UTTAR KASHI	7943	3.7%
02	CHAMOLI	10236	4.7%
03	TEHRIGARHWAL	13300	6.2%
04	DEHRADUN	32745	15.2%
05	GARHWAL	12872	6.0%
06	PITHORAGARH	12993	6.0%
07	ALMORA	17978	8.3%
08	NAINITAL	20561	9.5%
13	HARIDWAR	43020	20.0%
68	UDHAMSINGH NAGAR	27770	12.9%
78	BAGESHWAR	6405	3.0%
79	CHAMPAWAT	4961	2.3%
83	RUDRAPRAYAG	4714	2.2%

*Warning: these figures indicate the number of cases found in the data file. They cannot be interpreted as summary statistics of the population of interest.*

### # TEH: TEHSIL CODE

**Information** [Type= discrete] [Format=character] [Missing=\*]

**Statistics [NW/ W]** [Valid=215498 /-] [Invalid=0 /-]

Value	Label	Cases	Percentage
000		60535	28.1%
001		46458	21.6%
002		47192	21.9%
003		29274	13.6%
004		19163	8.9%

## File : 36 Uttaranchal

### # TEH: TEHSIL CODE

Value	Label	Cases	Percentage
005		9481	4.4%
006		1873	0.9%
007		84	0.0%
009		829	0.4%
013		322	0.1%
058		277	0.1%
078		10	0.0%

Warning: these figures indicate the number of cases found in the data file. They cannot be interpreted as summary statistics of the population of interest.

### # CD\_BLOCK: CD BLOCK

<b>Information</b>	[Type= discrete] [Format=character] [Missing=*]
<b>Statistics [NW/ W]</b>	[Valid=215498 /-] [Invalid=0 /-]

Value	Label	Cases	Percentage
00		93462	43.4%
01		15856	7.4%
02		18936	8.8%
03		18019	8.4%
04		16658	7.7%
05		13976	6.5%
06		11722	5.4%
07		6362	3.0%
08		7514	3.5%
09		3662	1.7%
10		1622	0.8%
11		1821	0.8%
12		551	0.3%
13		278	0.1%
14		138	0.1%
15		557	0.3%
90		1871	0.9%
91		982	0.5%
99		1511	0.7%

Warning: these figures indicate the number of cases found in the data file. They cannot be interpreted as summary statistics of the population of interest.

### # SECTOR: SECTOR CODE

<b>Information</b>	[Type= discrete] [Format=character] [Missing=*]
<b>Statistics [NW/ W]</b>	[Valid=215498 /-] [Invalid=0 /-]

Value	Label	Cases	Percentage
1	Rural	118996	55.2%
2	Urban	96502	44.8%

Warning: these figures indicate the number of cases found in the data file. They cannot be interpreted as summary statistics of the population of interest.

### # V\_C: VILLAGE CODE

<b>Information</b>	[Type= discrete] [Format=character] [Missing=*]
<b>Statistics [NW/ W]</b>	[Valid=215498 /-] [Invalid=0 /-]



# File : 36 Uttaranchal

## # V\_C: VILLAGE CODE

Value	Label	Cases	Percentage
001		372	0.2%
002		372	0.2%
003		717	0.3%
004		578	0.3%
005		627	0.3%
006		492	0.2%
007		262	0.1%
008		386	0.2%
009		345	0.2%
010		458	0.2%
011		749	0.3%
012		502	0.2%
013		327	0.2%
014		430	0.2%
015		904	0.4%
016		543	0.3%
017		10892	5.1%
018		4905	2.3%
019		461	0.2%
020		189	0.1%
021		276	0.1%
022		557	0.3%
023		539	0.3%
024		438	0.2%
025		3393	1.6%
026		589	0.3%
027		1127	0.5%
028		1047	0.5%
029		614	0.3%
030		204	0.1%
031		586	0.3%
032		448	0.2%
033		297	0.1%
034		523	0.2%
035		2116	1.0%
036		13482	6.3%
037		3502	1.6%
038		9342	4.3%
039		1243	0.6%
040		390	0.2%
041		721	0.3%
042		394	0.2%
043		487	0.2%

## File : 36 Uttaranchal

### # V\_C: VILLAGE CODE

Value	Label	Cases	Percentage
044		365	0.2%
045		1698	0.8%
046		405	0.2%
047		3013	1.4%
048		4675	2.2%
049		448	0.2%
050		353	0.2%
051		368	0.2%
052		647	0.3%
053		525	0.2%
054		267	0.1%
055		4464	2.1%
056		275	0.1%
057		985	0.5%
058		6798	3.2%
059		581	0.3%
060		476	0.2%
061		363	0.2%
062		397	0.2%
063		604	0.3%
064		278	0.1%
065		2591	1.2%
066		537	0.2%
067		8660	4.0%
068		1799	0.8%
069		677	0.3%
070		405	0.2%
071		352	0.2%
072		313	0.1%
073		1058	0.5%
074		503	0.2%
075		839	0.4%
076		493	0.2%
077		1008	0.5%
078		5042	2.3%
079		505	0.2%
080		485	0.2%
081		389	0.2%
082		601	0.3%
083		344	0.2%
084		636	0.3%
085		536	0.2%
086		448	0.2%

## File : 36 Uttarakhand

### # V\_C: VILLAGE CODE

Value	Label	Cases	Percentage
087		5042	2.3%
088		346	0.2%
089		407	0.2%
090		477	0.2%
091		351	0.2%
092		388	0.2%
093		270	0.1%
094		470	0.2%
095		442	0.2%
096		1032	0.5%
097		1654	0.8%
098		461	0.2%
099		487	0.2%
100		418	0.2%
101		848	0.4%
102		212	0.1%
103		358	0.2%
104		345	0.2%
105		494	0.2%
106		981	0.5%
107		343	0.2%
108		400	0.2%
109		249	0.1%
110		210	0.1%
111		434	0.2%
112		537	0.2%
113		576	0.3%
114		338	0.2%
115		768	0.4%
116		458	0.2%
117		343	0.2%
118		368	0.2%
119		535	0.2%
120		350	0.2%
121		211	0.1%
122		398	0.2%
123		468	0.2%
124		209	0.1%
125		373	0.2%
126		1532	0.7%
127		424	0.2%
128		3320	1.5%
129		358	0.2%

## File : 36 Uttarakhand

### # V\_C: VILLAGE CODE

Value	Label	Cases	Percentage
130		567	0.3%
131		667	0.3%
132		246	0.1%
133		358	0.2%
134		314	0.1%
135		580	0.3%
136		345	0.2%
137		281	0.1%
138		1223	0.6%
139		234	0.1%
140		225	0.1%
141		198	0.1%
142		260	0.1%
143		373	0.2%
144		377	0.2%
145		289	0.1%
146		445	0.2%
147		1541	0.7%
148		106	0.0%
149		229	0.1%
150		410	0.2%
151		228	0.1%
152		223	0.1%
153		547	0.3%
154		257	0.1%
155		326	0.2%
156		576	0.3%
157		500	0.2%
158		500	0.2%
159		295	0.1%
160		272	0.1%
161		305	0.1%
162		198	0.1%
163		237	0.1%
164		289	0.1%
165		201	0.1%
166		211	0.1%
167		332	0.2%
168		233	0.1%
169		166	0.1%
170		342	0.2%
171		235	0.1%
172		255	0.1%

## File : 36 Uttarakhand

### # V\_C: VILLAGE CODE

Value	Label	Cases	Percentage
173		260	0.1%
174		99	0.0%
175		302	0.1%
176		240	0.1%
177		386	0.2%
178		554	0.3%
179		285	0.1%
180		249	0.1%
181		278	0.1%
182		106	0.0%
183		227	0.1%
184		101	0.0%
185		170	0.1%
186		214	0.1%
187		372	0.2%
188		209	0.1%
189		171	0.1%
190		227	0.1%
191		502	0.2%
192		318	0.1%
193		228	0.1%
194		212	0.1%
195		99	0.0%
196		314	0.1%
197		308	0.1%
198		244	0.1%
199		295	0.1%
200		477	0.2%
201		95	0.0%
202		189	0.1%
203		181	0.1%
204		129	0.1%
205		206	0.1%
206		196	0.1%
207		172	0.1%
208		138	0.1%
209		95	0.0%
210		102	0.0%
211		107	0.0%
212		126	0.1%
213		222	0.1%
214		295	0.1%
215		579	0.3%

## File : 36 Uttaranchal

### # V\_C: VILLAGE CODE

Value	Label	Cases	Percentage
216		181	0.1%
217		195	0.1%
218		198	0.1%
219		163	0.1%
220		108	0.1%
221		152	0.1%
222		58	0.0%
223		56	0.0%
224		51	0.0%
225		132	0.1%
226		109	0.1%
227		78	0.0%
228		155	0.1%
229		194	0.1%
230		261	0.1%
231		117	0.1%
232		147	0.1%
233		88	0.0%
234		215	0.1%
235		112	0.1%
236		152	0.1%
237		144	0.1%
238		637	0.3%
239		71	0.0%
240		100	0.0%
241		111	0.1%
242		71	0.0%
243		87	0.0%
244		83	0.0%
245		238	0.1%
246		96	0.0%
247		66	0.0%
248		120	0.1%
249		197	0.1%
250		146	0.1%
251		157	0.1%
252		36	0.0%
253		173	0.1%
254		413	0.2%
255		99	0.0%
256		228	0.1%
257		137	0.1%
258		106	0.0%

## File : 36 Uttarakhand

### # V\_C: VILLAGE CODE

Value	Label	Cases	Percentage
259		93	0.0%
260		297	0.1%
261		115	0.1%
262		79	0.0%
263		153	0.1%
264		406	0.2%
265		66	0.0%
266		104	0.0%
267		97	0.0%
268		166	0.1%
269		153	0.1%
270		135	0.1%
271		101	0.0%
272		140	0.1%
273		144	0.1%
274		134	0.1%
275		125	0.1%
276		367	0.2%
277		145	0.1%
278		106	0.0%
279		159	0.1%
280		261	0.1%
281		92	0.0%
282		164	0.1%
283		119	0.1%
284		127	0.1%
285		95	0.0%
286		47	0.0%
287		110	0.1%
288		166	0.1%
289		129	0.1%
290		94	0.0%
291		79	0.0%
292		182	0.1%
293		118	0.1%
294		187	0.1%
295		74	0.0%
296		158	0.1%
297		80	0.0%
298		86	0.0%
299		118	0.1%
300		114	0.1%
301		114	0.1%

## File : 36 Uttarakhand

### # V\_C: VILLAGE CODE

Value	Label	Cases	Percentage
302		36	0.0%
303		48	0.0%
304		147	0.1%
305		169	0.1%
306		81	0.0%
307		104	0.0%
308		260	0.1%
309		222	0.1%
310		142	0.1%
311		129	0.1%
312		183	0.1%
313		174	0.1%
314		59	0.0%
315		76	0.0%
316		320	0.1%
317		315	0.1%
318		134	0.1%
319		81	0.0%
320		162	0.1%
321		107	0.0%
322		82	0.0%
323		217	0.1%
324		178	0.1%
325		154	0.1%
326		148	0.1%
327		99	0.0%
328		76	0.0%
329		220	0.1%
330		138	0.1%
331		87	0.0%
332		40	0.0%
333		117	0.1%
334		83	0.0%
335		207	0.1%
336		249	0.1%
337		39	0.0%
338		54	0.0%
339		113	0.1%
340		35	0.0%
341		29	0.0%
342		78	0.0%
343		29	0.0%
344		96	0.0%



## File : 36 Uttaranchal

### # V\_C: VILLAGE CODE

Value	Label	Cases	Percentage
345		51	0.0%
346		33	0.0%
347		80	0.0%
348		39	0.0%
349		31	0.0%
350		26	0.0%
351		48	0.0%
352		62	0.0%
353		21	0.0%
354		39	0.0%
355		23	0.0%
356		94	0.0%
357		23	0.0%
358		79	0.0%
359		18	0.0%
360		86	0.0%
361		40	0.0%
362		34	0.0%
363		133	0.1%
364		73	0.0%
365		65	0.0%
366		27	0.0%
367		84	0.0%
368		41	0.0%
369		216	0.1%
370		39	0.0%
371		20	0.0%
372		66	0.0%
373		120	0.1%
374		86	0.0%
375		28	0.0%
376		139	0.1%
377		22	0.0%
378		51	0.0%
379		52	0.0%
380		28	0.0%
381		45	0.0%
382		45	0.0%
383		81	0.0%
384		48	0.0%
385		52	0.0%
386		34	0.0%
387		35	0.0%

## File : 36 Uttaranchal

### # V\_C: VILLAGE CODE

Value	Label	Cases	Percentage
388		41	0.0%
389		39	0.0%
390		63	0.0%
391		21	0.0%
392		72	0.0%
393		9	0.0%
394		35	0.0%
395		26	0.0%
396		35	0.0%
397		104	0.0%
398		34	0.0%
399		39	0.0%
400		61	0.0%
401		45	0.0%
402		84	0.0%
403		45	0.0%
404		40	0.0%
405		23	0.0%
406		62	0.0%
407		33	0.0%
408		22	0.0%
409		41	0.0%
410		103	0.0%
411		53	0.0%
412		55	0.0%
413		36	0.0%
414		30	0.0%
415		67	0.0%
416		61	0.0%
417		12	0.0%
418		17	0.0%
419		49	0.0%
420		29	0.0%
421		13	0.0%
422		40	0.0%
423		43	0.0%
424		51	0.0%
425		69	0.0%
426		42	0.0%
427		61	0.0%
428		46	0.0%
429		30	0.0%
430		62	0.0%

## File : 36 Uttaranchal

### # V\_C: VILLAGE CODE

Value	Label	Cases	Percentage
431		61	0.0%
432		17	0.0%
433		92	0.0%
434		27	0.0%
435		34	0.0%
436		62	0.0%
437		15	0.0%
438		11	0.0%
439		20	0.0%
440		28	0.0%
441		80	0.0%
442		64	0.0%
443		57	0.0%
444		154	0.1%
445		123	0.1%
446		30	0.0%
447		60	0.0%
448		20	0.0%
449		66	0.0%
450		62	0.0%
451		129	0.1%
452		144	0.1%
453		27	0.0%
454		27	0.0%
455		210	0.1%
456		46	0.0%
457		25	0.0%
458		75	0.0%
459		19	0.0%
460		19	0.0%
461		43	0.0%
462		161	0.1%
463		33	0.0%
464		60	0.0%
465		68	0.0%
466		91	0.0%
467		23	0.0%
468		37	0.0%
469		36	0.0%
470		13	0.0%
471		59	0.0%
472		54	0.0%
473		49	0.0%

**File : 36 Uttaranchal****# V\_C: VILLAGE CODE**

<b>Value</b>	<b>Label</b>	<b>Cases</b>	<b>Percentage</b>
474		46	0.0%
475		58	0.0%
476		80	0.0%
477		85	0.0%
478		21	0.0%
479		113	0.1%
480		72	0.0%
481		57	0.0%
482		24	0.0%
483		37	0.0%
484		65	0.0%
485		11	0.0%
486		45	0.0%
487		46	0.0%
488		40	0.0%
489		46	0.0%
490		73	0.0%
491		18	0.0%
492		36	0.0%
493		81	0.0%
494		42	0.0%
495		42	0.0%
496		31	0.0%
497		51	0.0%
498		14	0.0%
499		53	0.0%
500		32	0.0%
501		33	0.0%
502		20	0.0%
503		102	0.0%
504		30	0.0%
505		73	0.0%
506		58	0.0%
507		53	0.0%
508		105	0.0%
509		57	0.0%
510		140	0.1%
511		36	0.0%
512		41	0.0%
513		68	0.0%
514		83	0.0%
515		75	0.0%
516		27	0.0%

## File : 36 Uttarakhand

### # V\_C: VILLAGE CODE

Value	Label	Cases	Percentage
517		49	0.0%
518		97	0.0%
519		123	0.1%
520		59	0.0%
521		14	0.0%
522		29	0.0%
523		61	0.0%
524		38	0.0%
525		47	0.0%
526		32	0.0%
527		36	0.0%
528		37	0.0%
529		34	0.0%
530		13	0.0%
531		10	0.0%
532		50	0.0%
533		19	0.0%
534		69	0.0%
535		34	0.0%
536		41	0.0%
537		27	0.0%
538		163	0.1%
539		69	0.0%
540		12	0.0%
541		20	0.0%
542		45	0.0%
543		20	0.0%
544		24	0.0%
545		128	0.1%
546		125	0.1%
547		48	0.0%
548		24	0.0%
549		14	0.0%
550		115	0.1%
551		22	0.0%
552		446	0.2%
553		11	0.0%
554		58	0.0%
555		32	0.0%
556		18	0.0%
557		19	0.0%
558		128	0.1%
559		132	0.1%

## File : 36 Uttaranchal

### # V\_C: VILLAGE CODE

Value	Label	Cases	Percentage
560		17	0.0%
561		21	0.0%
562		31	0.0%
563		15	0.0%
564		46	0.0%
565		98	0.0%
566		28	0.0%
567		36	0.0%
568		75	0.0%
569		12	0.0%
570		24	0.0%
571		23	0.0%
572		23	0.0%
573		47	0.0%
574		27	0.0%
575		8	0.0%
576		140	0.1%
577		8	0.0%
578		66	0.0%
579		55	0.0%
580		33	0.0%
581		26	0.0%
582		14	0.0%
583		22	0.0%
584		16	0.0%
585		25	0.0%
586		62	0.0%
587		18	0.0%
588		66	0.0%
589		16	0.0%
590		40	0.0%
591		70	0.0%
592		28	0.0%
593		92	0.0%
594		43	0.0%
595		17	0.0%
596		26	0.0%
597		24	0.0%
598		36	0.0%
599		43	0.0%
600		33	0.0%
601		20	0.0%
602		46	0.0%

**File : 36 Uttaranchal****# V\_C: VILLAGE CODE**

<b>Value</b>	<b>Label</b>	<b>Cases</b>	<b>Percentage</b>
603		30	0.0%
604		31	0.0%
605		42	0.0%
606		70	0.0%
607		9	0.0%
608		151	0.1%
609		32	0.0%
610		19	0.0%
611		31	0.0%
612		95	0.0%
613		76	0.0%
614		7	0.0%
615		70	0.0%
616		54	0.0%
617		22	0.0%
618		15	0.0%
619		55	0.0%
620		22	0.0%
621		18	0.0%
622		58	0.0%
623		42	0.0%
624		32	0.0%
625		49	0.0%
626		20	0.0%
627		19	0.0%
628		43	0.0%
629		21	0.0%
630		14	0.0%
631		37	0.0%
632		76	0.0%
633		29	0.0%
634		19	0.0%
635		45	0.0%
636		68	0.0%
637		19	0.0%
638		50	0.0%
639		34	0.0%
640		27	0.0%
641		24	0.0%
642		51	0.0%
643		23	0.0%
644		48	0.0%
645		37	0.0%

## File : 36 Uttaranchal

### # V\_C: VILLAGE CODE

Value	Label	Cases	Percentage
646		117	0.1%
647		95	0.0%
648		12	0.0%
649		12	0.0%
650		28	0.0%
651		153	0.1%
652		24	0.0%
653		20	0.0%
654		32	0.0%
655		33	0.0%
656		117	0.1%
657		28	0.0%
658		26	0.0%
659		54	0.0%
660		17	0.0%
661		31	0.0%
662		21	0.0%
663		45	0.0%
664		42	0.0%
665		26	0.0%
666		50	0.0%
667		13	0.0%
668		15	0.0%
669		108	0.1%
670		43	0.0%
671		34	0.0%
672		19	0.0%
673		38	0.0%
674		4	0.0%
675		10	0.0%
676		48	0.0%
677		26	0.0%
678		36	0.0%
679		19	0.0%
680		4	0.0%
681		15	0.0%
682		14	0.0%
683		23	0.0%
684		37	0.0%
685		13	0.0%
686		36	0.0%
687		13	0.0%
688		15	0.0%



## File : 36 Uttaranchal

### # V\_C: VILLAGE CODE

Value	Label	Cases	Percentage
689		22	0.0%
690		36	0.0%
691		5	0.0%
692		28	0.0%
693		4	0.0%
694		7	0.0%
695		25	0.0%
696		4	0.0%
697		9	0.0%
698		1	0.0%
699		25	0.0%
700		1	0.0%
702		127	0.1%
703		1	0.0%
704		9	0.0%
705		65	0.0%
706		12	0.0%
707		92	0.0%
708		17	0.0%
710		15	0.0%
711		7	0.0%
712		26	0.0%
713		4	0.0%
714		8	0.0%
716		5	0.0%
717		44	0.0%
718		3	0.0%
719		5	0.0%
720		2	0.0%
721		8	0.0%
722		8	0.0%
723		7	0.0%
724		18	0.0%
725		1	0.0%
726		1	0.0%
727		5	0.0%
728		1	0.0%
729		19	0.0%
730		14	0.0%
731		24	0.0%
732		43	0.0%
733		16	0.0%
736		11	0.0%

## File : 36 Uttaranchal

### # V\_C: VILLAGE CODE

Value	Label	Cases	Percentage
737		2	0.0%
738		10	0.0%
739		13	0.0%
741		22	0.0%
742		14	0.0%
744		9	0.0%
745		7	0.0%
746		2	0.0%
748		5	0.0%
749		1	0.0%
750		8	0.0%
751		5	0.0%
752		10	0.0%
753		14	0.0%
754		51	0.0%
755		18	0.0%
756		2	0.0%
757		9	0.0%
759		2	0.0%
760		7	0.0%
761		3	0.0%
762		14	0.0%
763		5	0.0%
764		1	0.0%
766		3	0.0%
767		9	0.0%
768		5	0.0%
769		32	0.0%
770		5	0.0%
771		6	0.0%
772		27	0.0%
773		1	0.0%
774		3	0.0%
775		14	0.0%
776		17	0.0%
777		7	0.0%
778		20	0.0%
779		16	0.0%
780		7	0.0%
782		14	0.0%
783		5	0.0%
784		7	0.0%
785		3	0.0%

## File : 36 Uttaranchal

### # V\_C: VILLAGE CODE

Value	Label	Cases	Percentage
786		1	0.0%
787		4	0.0%
788		1	0.0%
789		3	0.0%
790		7	0.0%
791		16	0.0%
792		1	0.0%
793		8	0.0%
794		15	0.0%
795		29	0.0%
796		17	0.0%
798		46	0.0%
799		20	0.0%
800		14	0.0%
801		40	0.0%
802		18	0.0%
803		6	0.0%
804		4	0.0%
806		30	0.0%
807		9	0.0%
808		1	0.0%
809		29	0.0%
811		5	0.0%
812		5	0.0%
813		7	0.0%
814		2	0.0%
815		6	0.0%
816		1	0.0%
818		5	0.0%
819		15	0.0%
820		12	0.0%
822		8	0.0%
824		3	0.0%
825		1	0.0%
827		6	0.0%
828		2	0.0%
829		39	0.0%
830		8	0.0%
831		2	0.0%
832		1	0.0%
833		1	0.0%
834		3	0.0%
835		19	0.0%

**File : 36 Uttaranchal****# V\_C: VILLAGE CODE**

<b>Value</b>	<b>Label</b>	<b>Cases</b>	<b>Percentage</b>
837		7	0.0%
838		7	0.0%
839		1	0.0%
840		1	0.0%
841		1	0.0%
842		4	0.0%
843		4	0.0%
845		11	0.0%
846		2	0.0%
847		7	0.0%
848		4	0.0%
849		3	0.0%
850		8	0.0%
851		3	0.0%
852		2	0.0%
853		2	0.0%
854		6	0.0%
855		34	0.0%
856		2	0.0%
857		3	0.0%
858		7	0.0%
860		4	0.0%
861		26	0.0%
862		24	0.0%
863		9	0.0%
864		3	0.0%
865		4	0.0%
866		12	0.0%
867		14	0.0%
868		4	0.0%
869		18	0.0%
870		1	0.0%
872		2	0.0%
873		2	0.0%
874		12	0.0%
875		13	0.0%
876		3	0.0%
877		4	0.0%
879		8	0.0%
880		3	0.0%
881		6	0.0%
882		14	0.0%
883		7	0.0%

## File : 36 Uttaranchal

### # V\_C: VILLAGE CODE

Value	Label	Cases	Percentage
884		15	0.0%
885		4	0.0%
886		18	0.0%
887		2	0.0%
888		14	0.0%
889		5	0.0%
890		7	0.0%
891		24	0.0%
892		3	0.0%
893		13	0.0%
895		1	0.0%
896		5	0.0%
898		5	0.0%
899		1	0.0%
900		18	0.0%
901		6	0.0%
902		6	0.0%
903		13	0.0%
904		5	0.0%
905		3	0.0%
906		30	0.0%
907		6	0.0%
908		6	0.0%
909		15	0.0%
910		10	0.0%
911		17	0.0%
912		18	0.0%
913		34	0.0%
914		19	0.0%
915		40	0.0%
916		11	0.0%
917		27	0.0%
918		21	0.0%
919		3	0.0%
920		10	0.0%
922		8	0.0%
923		7	0.0%
924		8	0.0%
925		7	0.0%
926		7	0.0%
927		8	0.0%
928		7	0.0%
929		7	0.0%

## File : 36 Uttarakhand

### # V\_C: VILLAGE CODE

Value	Label	Cases	Percentage
931		7	0.0%
932		1	0.0%
933		2	0.0%
934		1	0.0%
935		33	0.0%
936		3	0.0%
937		14	0.0%
938		87	0.0%
941		1	0.0%
943		14	0.0%
944		14	0.0%
945		21	0.0%
946		3	0.0%
987		1	0.0%
991		45	0.0%
993		15	0.0%
994		35	0.0%

Warning: these figures indicate the number of cases found in the data file. They cannot be interpreted as summary statistics of the population of interest.

### # WARD: WARD CODE

**Information** [Type= discrete] [Format=character] [Missing=\*]

**Statistics [NW/ W]** [Valid=215498 /-] [Invalid=0 /-]

Value	Label	Cases	Percentage
000		157413	73.0%
001		3425	1.6%
002		5583	2.6%
003		2040	0.9%
004		1578	0.7%
005		2774	1.3%
006		3234	1.5%
007		2086	1.0%
008		5034	2.3%
009		2969	1.4%
010		2299	1.1%
011		2282	1.1%
012		1059	0.5%
013		641	0.3%
014		1769	0.8%
015		3183	1.5%
016		2255	1.0%
017		1148	0.5%
018		1005	0.5%
019		767	0.4%
020		1592	0.7%

## File : 36 Uttaranchal

### # WARD: WARD CODE

Value	Label	Cases	Percentage
021		1608	0.7%
022		695	0.3%
023		645	0.3%
024		1881	0.9%
025		1596	0.7%
026		595	0.3%
027		88	0.0%
028		190	0.1%
029		249	0.1%
030		298	0.1%
031		593	0.3%
032		229	0.1%
033		226	0.1%
034		109	0.1%
068		4	0.0%
100		129	0.1%
105		120	0.1%
107		145	0.1%
134		13	0.0%
139		1	0.0%
188		7	0.0%
189		2	0.0%
200		555	0.3%
215		178	0.1%
300		412	0.2%
315		7	0.0%
350		1	0.0%
400		263	0.1%
500		17	0.0%
700		504	0.2%
800		1	0.0%
900		1	0.0%

Warning: these figures indicate the number of cases found in the data file. They cannot be interpreted as summary statistics of the population of interest.

### # IV\_UNIT: IV UNIT

<b>Information</b>	[Type= discrete] [Format=character] [Missing=*]		
<b>Statistics [NW/ W]</b>	[Valid=215498 /-] [Invalid=0 /-]		
Value	Label	Cases	Percentage
000		116902	54.2%
001		52361	24.3%
002		15448	7.2%
003		6100	2.8%
004		6328	2.9%
005		5411	2.5%

## File : 36 Uttaranchal

### # IV\_UNIT: IV UNIT

Value	Label	Cases	Percentage
006		2330	1.1%
007		2135	1.0%
008		444	0.2%
009		1317	0.6%
010		816	0.4%
011		478	0.2%
012		182	0.1%
013		292	0.1%
014		907	0.4%
015		2377	1.1%
016		1250	0.6%
017		1	0.0%
020		124	0.1%
023		9	0.0%
034		1	0.0%
037		21	0.0%
039		22	0.0%
108		12	0.0%
110		59	0.0%
114		24	0.0%
117		3	0.0%
118		8	0.0%
120		8	0.0%
126		5	0.0%
127		3	0.0%
128		50	0.0%
200		1	0.0%
210		40	0.0%
300		28	0.0%
900		1	0.0%

Warning: these figures indicate the number of cases found in the data file. They cannot be interpreted as summary statistics of the population of interest.

### # UFS\_BLOCK: UFS BLOCK

<b>Information</b>	[Type= discrete] [Format=character] [Missing=*]		
<b>Statistics [NW/ W]</b>	[Valid=215498 /-] [Invalid=0 /-]		
Value	Label	Cases	Percentage
00		117611	54.6%
01		6238	2.9%
02		4894	2.3%
03		4060	1.9%
04		4304	2.0%
05		4188	1.9%
06		4900	2.3%
07		4677	2.2%



## File : 36 Uttaranchal

### # UFS\_BLOCK: UFS BLOCK

Value	Label	Cases	Percentage
08		4130	1.9%
09		4310	2.0%
10		3670	1.7%
11		3692	1.7%
12		3993	1.9%
13		3939	1.8%
14		3085	1.4%
15		3659	1.7%
16		3407	1.6%
17		3426	1.6%
18		2488	1.2%
19		3004	1.4%
20		3001	1.4%
21		2360	1.1%
22		2939	1.4%
23		2405	1.1%
24		2307	1.1%
25		2004	0.9%
26		1049	0.5%
27		783	0.4%
28		898	0.4%
29		691	0.3%
30		641	0.3%
31		412	0.2%
32		255	0.1%
33		409	0.2%
34		211	0.1%
35		315	0.1%
36		196	0.1%
37		69	0.0%
38		92	0.0%
39		98	0.0%
40		56	0.0%
41		50	0.0%
42		32	0.0%
43		32	0.0%
44		123	0.1%
45		26	0.0%
46		62	0.0%
47		59	0.0%
48		59	0.0%
49		38	0.0%
50		103	0.0%

## File : 36 Uttarakhand

### # UFS\_BLOCK: UFS BLOCK

Value	Label	Cases	Percentage
51		4	0.0%
53		2	0.0%
55		2	0.0%
70		40	0.0%

Warning: these figures indicate the number of cases found in the data file. They cannot be interpreted as summary statistics of the population of interest.

### # P\_NO: PAGE NO

<b>Information</b>	[Type= discrete] [Format=character] [Missing=*]
<b>Statistics [NW/ W]</b>	[Valid=215498 /-] [Invalid=0 /-]

Value	Label	Cases	Percentage
000		21	0.0%
001		64313	29.8%
002		30705	14.2%
003		20908	9.7%
004		15770	7.3%
005		12305	5.7%
006		9816	4.6%
007		8049	3.7%
008		6856	3.2%
009		5764	2.7%
010		4844	2.2%
011		4199	1.9%
012		3624	1.7%
013		3137	1.5%
014		2646	1.2%
015		2446	1.1%
016		2043	0.9%
017		1830	0.8%
018		1540	0.7%
019		1356	0.6%
020		1224	0.6%
021		1657	0.8%
022		933	0.4%
023		850	0.4%
024		760	0.4%
025		663	0.3%
026		602	0.3%
027		552	0.3%
028		514	0.2%
029		412	0.2%
030		385	0.2%
031		369	0.2%
032		340	0.2%
033		315	0.1%

**File : 36 Uttaranchal**

# P\_NO: PAGE NO

Value	Label	Cases	Percentage
034		298	0.1%
035		284	0.1%
036		262	0.1%
037		242	0.1%
038		206	0.1%
039		211	0.1%
040		201	0.1%
041		195	0.1%
042		156	0.1%
043		138	0.1%
044		127	0.1%
045		116	0.1%
046		116	0.1%
047		99	0.0%
048		85	0.0%
049		81	0.0%
050		71	0.0%
051		63	0.0%
052		63	0.0%
053		63	0.0%
054		63	0.0%
055		63	0.0%
056		47	0.0%
057		42	0.0%
058		42	0.0%
059		42	0.0%
060		40	0.0%
061		43	0.0%
062		27	0.0%
063		21	0.0%
064		17	0.0%
065		14	0.0%
066		14	0.0%
067		14	0.0%
068		14	0.0%
069		14	0.0%
070		14	0.0%
071		14	0.0%
072		14	0.0%
073		14	0.0%
074		14	0.0%
075		13	0.0%
076		7	0.0%

## File : 36 Uttaranchal

### # P\_NO: PAGE NO

Value	Label	Cases	Percentage
077		7	0.0%
078		7	0.0%
079		7	0.0%
080		7	0.0%
081		6	0.0%
101		7	0.0%
102		7	0.0%
103		6	0.0%
202		2	0.0%
205		2	0.0%
298		7	0.0%
503		1	0.0%

Warning: these figures indicate the number of cases found in the data file. They cannot be interpreted as summary statistics of the population of interest.

### # LINE\_NO: LINE NUMBER

<b>Information</b>	[Type= discrete] [Format=character] [Missing=*]
<b>Statistics [NW/ W]</b>	[Valid=215498 /-] [Invalid=0 /-]

### # PREM\_S: PREMISES STATUS

<b>Information</b>	[Type= discrete] [Format=character] [Missing=*]
<b>Statistics [NW/ W]</b>	[Valid=215498 /-] [Invalid=0 /-]

Value	Label	Cases	Percentage
1	Without premises	24855	11.5%
2	With Premises	190643	88.5%

Warning: these figures indicate the number of cases found in the data file. They cannot be interpreted as summary statistics of the population of interest.

### # SRL\_NO: RUNNING SERIAL NUMBER

<b>Information</b>	[Type= discrete] [Format=character] [Missing=*]
<b>Statistics [NW/ W]</b>	[Valid=215498 /-] [Invalid=0 /-]

Value	Label	Cases	Percentage
00001		13605	6.3%
00002		10953	5.1%
00003		9347	4.3%
00004		8227	3.8%
00005		7311	3.4%
00006		6612	3.1%
00007		6060	2.8%
00008		5342	2.5%
00009		5029	2.3%
00010		4743	2.2%
00011		4432	2.1%
00012		4180	1.9%
00013		3958	1.8%
00014		3730	1.7%

## File : 36 Uttaranchal

# SRL\_NO: RUNNING SERIAL NUMBER

Value	Label	Cases	Percentage
00015		3468	1.6%
00016		3334	1.5%
00017		3210	1.5%
00018		3063	1.4%
00019		2929	1.4%
00020		2807	1.3%
00021		2704	1.3%
00022		2522	1.2%
00023		2461	1.1%
00024		2380	1.1%
00025		2304	1.1%
00026		2221	1.0%
00027		2121	1.0%
00028		2051	1.0%
00029		1959	0.9%
00030		1910	0.9%
00031		1842	0.9%
00032		1789	0.8%
00033		1736	0.8%
00034		1677	0.8%
00035		1600	0.7%
00036		1543	0.7%
00037		1491	0.7%
00038		1456	0.7%
00039		1418	0.7%
00040		1375	0.6%
00041		1335	0.6%
00042		1306	0.6%
00043		1265	0.6%
00044		1237	0.6%
00045		1214	0.6%
00046		1180	0.5%
00047		1153	0.5%
00048		1132	0.5%
00049		1112	0.5%
00050		1075	0.5%
00051		1043	0.5%
00052		1023	0.5%
00053		998	0.5%
00054		969	0.4%
00055		942	0.4%
00056		925	0.4%
00057		886	0.4%

## File : 36 Uttaranchal

# SRL\_NO: RUNNING SERIAL NUMBER

Value	Label	Cases	Percentage
00058		872	0.4%
00059		851	0.4%
00060		828	0.4%
00061		814	0.4%
00062		791	0.4%
00063		776	0.4%
00064		752	0.3%
00065		733	0.3%
00066		723	0.3%
00067		710	0.3%
00068		695	0.3%
00069		679	0.3%
00070		666	0.3%
00071		651	0.3%
00072		645	0.3%
00073		624	0.3%
00074		611	0.3%
00075		604	0.3%
00076		591	0.3%
00077		578	0.3%
00078		565	0.3%
00079		551	0.3%
00080		541	0.3%
00081		530	0.2%
00082		522	0.2%
00083		514	0.2%
00084		501	0.2%
00085		488	0.2%
00086		478	0.2%
00087		473	0.2%
00088		460	0.2%
00089		452	0.2%
00090		440	0.2%
00091		429	0.2%
00092		416	0.2%
00093		410	0.2%
00094		401	0.2%
00095		395	0.2%
00096		386	0.2%
00097		380	0.2%
00098		371	0.2%
00099		366	0.2%
00100		361	0.2%

**File : 36 Uttaranchal**

# SRL\_NO: RUNNING SERIAL NUMBER

Value	Label	Cases	Percentage
00101		356	0.2%
00102		353	0.2%
00103		345	0.2%
00104		337	0.2%
00105		327	0.2%
00106		317	0.1%
00107		311	0.1%
00108		302	0.1%
00109		297	0.1%
00110		290	0.1%
00111		285	0.1%
00112		279	0.1%
00113		270	0.1%
00114		267	0.1%
00115		261	0.1%
00116		260	0.1%
00117		253	0.1%
00118		248	0.1%
00119		241	0.1%
00120		234	0.1%
00121		228	0.1%
00122		227	0.1%
00123		223	0.1%
00124		217	0.1%
00125		215	0.1%
00126		212	0.1%
00127		208	0.1%
00128		202	0.1%
00129		198	0.1%
00130		193	0.1%
00131		188	0.1%
00132		187	0.1%
00133		185	0.1%
00134		184	0.1%
00135		180	0.1%
00136		177	0.1%
00137		173	0.1%
00138		172	0.1%
00139		165	0.1%
00140		163	0.1%
00141		158	0.1%
00142		156	0.1%
00143		154	0.1%

**File : 36 Uttaranchal**

# SRL\_NO: RUNNING SERIAL NUMBER

Value	Label	Cases	Percentage
00144		151	0.1%
00145		150	0.1%
00146		149	0.1%
00147		147	0.1%
00148		144	0.1%
00149		141	0.1%
00150		139	0.1%
00151		137	0.1%
00152		136	0.1%
00153		133	0.1%
00154		128	0.1%
00155		126	0.1%
00156		125	0.1%
00157		124	0.1%
00158		123	0.1%
00159		118	0.1%
00160		117	0.1%
00161		114	0.1%
00162		112	0.1%
00163		110	0.1%
00164		108	0.1%
00165		108	0.1%
00166		102	0.0%
00167		102	0.0%
00168		101	0.0%
00169		97	0.0%
00170		96	0.0%
00171		95	0.0%
00172		94	0.0%
00173		92	0.0%
00174		90	0.0%
00175		89	0.0%
00176		89	0.0%
00177		88	0.0%
00178		86	0.0%
00179		86	0.0%
00180		84	0.0%
00181		83	0.0%
00182		82	0.0%
00183		81	0.0%
00184		78	0.0%
00185		78	0.0%
00186		78	0.0%



**File : 36 Uttaranchal****# SRL\_NO: RUNNING SERIAL NUMBER**

<b>Value</b>	<b>Label</b>	<b>Cases</b>	<b>Percentage</b>
00187		78	0.0%
00188		77	0.0%
00189		77	0.0%
00190		75	0.0%
00191		74	0.0%
00192		73	0.0%
00193		73	0.0%
00194		72	0.0%
00195		68	0.0%
00196		68	0.0%
00197		66	0.0%
00198		63	0.0%
00199		60	0.0%
00200		59	0.0%
00201		58	0.0%
00202		57	0.0%
00203		56	0.0%
00204		54	0.0%
00205		54	0.0%
00206		53	0.0%
00207		52	0.0%
00208		52	0.0%
00209		52	0.0%
00210		52	0.0%
00211		52	0.0%
00212		50	0.0%
00213		50	0.0%
00214		50	0.0%
00215		50	0.0%
00216		50	0.0%
00217		48	0.0%
00218		47	0.0%
00219		47	0.0%
00220		47	0.0%
00221		47	0.0%
00222		43	0.0%
00223		43	0.0%
00224		42	0.0%
00225		42	0.0%
00226		42	0.0%
00227		42	0.0%
00228		42	0.0%
00229		42	0.0%

**File : 36 Uttaranchal**

# SRL\_NO: RUNNING SERIAL NUMBER

Value	Label	Cases	Percentage
00230		42	0.0%
00231		42	0.0%
00232		42	0.0%
00233		42	0.0%
00234		42	0.0%
00235		41	0.0%
00236		41	0.0%
00237		41	0.0%
00238		41	0.0%
00239		41	0.0%
00240		41	0.0%
00241		41	0.0%
00242		40	0.0%
00243		39	0.0%
00244		39	0.0%
00245		38	0.0%
00246		37	0.0%
00247		36	0.0%
00248		34	0.0%
00249		34	0.0%
00250		34	0.0%
00251		34	0.0%
00252		34	0.0%
00253		34	0.0%
00254		33	0.0%
00255		33	0.0%
00256		33	0.0%
00257		33	0.0%
00258		32	0.0%
00259		30	0.0%
00260		30	0.0%
00261		30	0.0%
00262		29	0.0%
00263		29	0.0%
00264		29	0.0%
00265		29	0.0%
00266		29	0.0%
00267		29	0.0%
00268		29	0.0%
00269		29	0.0%
00270		29	0.0%
00271		29	0.0%
00272		28	0.0%

**File : 36 Uttaranchal**

# SRL\_NO: RUNNING SERIAL NUMBER

Value	Label	Cases	Percentage
00273		28	0.0%
00274		28	0.0%
00275		27	0.0%
00276		26	0.0%
00277		26	0.0%
00278		26	0.0%
00279		26	0.0%
00280		26	0.0%
00281		23	0.0%
00282		23	0.0%
00283		23	0.0%
00284		23	0.0%
00285		22	0.0%
00286		22	0.0%
00287		22	0.0%
00288		22	0.0%
00289		22	0.0%
00290		22	0.0%
00291		20	0.0%
00292		20	0.0%
00293		19	0.0%
00294		19	0.0%
00295		19	0.0%
00296		18	0.0%
00297		18	0.0%
00298		18	0.0%
00299		18	0.0%
00300		18	0.0%
00301		18	0.0%
00302		18	0.0%
00303		18	0.0%
00304		18	0.0%
00305		18	0.0%
00306		18	0.0%
00307		17	0.0%
00308		17	0.0%
00309		17	0.0%
00310		17	0.0%
00311		16	0.0%
00312		16	0.0%
00313		16	0.0%
00314		16	0.0%
00315		16	0.0%

**File : 36 Uttaranchal**

# SRL\_NO: RUNNING SERIAL NUMBER

Value	Label	Cases	Percentage
00316		16	0.0%
00317		16	0.0%
00318		15	0.0%
00319		15	0.0%
00320		15	0.0%
00321		14	0.0%
00322		13	0.0%
00323		12	0.0%
00324		12	0.0%
00325		12	0.0%
00326		12	0.0%
00327		12	0.0%
00328		12	0.0%
00329		12	0.0%
00330		12	0.0%
00331		12	0.0%
00332		12	0.0%
00333		12	0.0%
00334		12	0.0%
00335		12	0.0%
00336		12	0.0%
00337		12	0.0%
00338		12	0.0%
00339		12	0.0%
00340		12	0.0%
00341		12	0.0%
00342		12	0.0%
00343		12	0.0%
00344		11	0.0%
00345		11	0.0%
00346		10	0.0%
00347		10	0.0%
00348		10	0.0%
00349		10	0.0%
00350		10	0.0%
00351		10	0.0%
00352		10	0.0%
00353		10	0.0%
00354		10	0.0%
00355		10	0.0%
00356		10	0.0%
00357		10	0.0%
00358		10	0.0%

**File : 36 Uttaranchal**

# SRL\_NO: RUNNING SERIAL NUMBER

Value	Label	Cases	Percentage
00359		10	0.0%
00360		10	0.0%
00361		10	0.0%
00362		10	0.0%
00363		10	0.0%
00364		10	0.0%
00365		10	0.0%
00366		10	0.0%
00367		10	0.0%
00368		10	0.0%
00369		10	0.0%
00370		10	0.0%
00371		10	0.0%
00372		10	0.0%
00373		10	0.0%
00374		10	0.0%
00375		10	0.0%
00376		10	0.0%
00377		10	0.0%
00378		10	0.0%
00379		10	0.0%
00380		10	0.0%
00381		10	0.0%
00382		10	0.0%
00383		10	0.0%
00384		10	0.0%
00385		9	0.0%
00386		8	0.0%
00387		7	0.0%
00388		7	0.0%
00389		7	0.0%
00390		7	0.0%
00391		7	0.0%
00392		7	0.0%
00393		7	0.0%
00394		7	0.0%
00395		7	0.0%
00396		7	0.0%
00397		7	0.0%
00398		7	0.0%
00399		7	0.0%
00400		7	0.0%
00401		7	0.0%

**File : 36 Uttaranchal****# SRL\_NO: RUNNING SERIAL NUMBER**

<b>Value</b>	<b>Label</b>	<b>Cases</b>	<b>Percentage</b>
00402		7	0.0%
00403		7	0.0%
00404		7	0.0%
00405		7	0.0%
00406		7	0.0%
00407		7	0.0%
00408		7	0.0%
00409		7	0.0%
00410		7	0.0%
00411		7	0.0%
00412		7	0.0%
00413		7	0.0%
00414		7	0.0%
00415		7	0.0%
00416		7	0.0%
00417		7	0.0%
00418		6	0.0%
00419		6	0.0%
00420		6	0.0%
00421		6	0.0%
00422		6	0.0%
00423		6	0.0%
00424		6	0.0%
00425		5	0.0%
00426		5	0.0%
00427		5	0.0%
00428		4	0.0%
00429		4	0.0%
00430		4	0.0%
00431		4	0.0%
00432		4	0.0%
00433		4	0.0%
00434		4	0.0%
00435		4	0.0%
00436		4	0.0%
00437		4	0.0%
00438		4	0.0%
00439		4	0.0%
00440		3	0.0%
00441		3	0.0%
00442		3	0.0%
00443		3	0.0%
00444		3	0.0%

**File : 36 Uttaranchal**

# SRL\_NO: RUNNING SERIAL NUMBER

Value	Label	Cases	Percentage
00445		3	0.0%
00446		3	0.0%
00447		3	0.0%
00448		3	0.0%
00449		3	0.0%
00450		3	0.0%
00451		3	0.0%
00452		3	0.0%
00453		3	0.0%
00454		3	0.0%
00455		3	0.0%
00456		3	0.0%
00457		3	0.0%
00458		3	0.0%
00459		3	0.0%
00460		3	0.0%
00461		3	0.0%
00462		3	0.0%
00463		3	0.0%
00464		3	0.0%
00465		3	0.0%
00466		3	0.0%
00467		3	0.0%
00468		3	0.0%
00469		3	0.0%
00470		3	0.0%
00471		3	0.0%
00472		3	0.0%
00473		3	0.0%
00474		3	0.0%
00475		3	0.0%
00476		3	0.0%
00477		3	0.0%
00478		3	0.0%
00479		3	0.0%
00480		3	0.0%
00481		3	0.0%
00482		3	0.0%
00483		3	0.0%
00484		3	0.0%
00485		3	0.0%
00486		3	0.0%
00487		3	0.0%

**File : 36 Uttaranchal**

# SRL\_NO: RUNNING SERIAL NUMBER

Value	Label	Cases	Percentage
00488		3	0.0%
00489		3	0.0%
00490		3	0.0%
00491		3	0.0%
00492		3	0.0%
00493		3	0.0%
00494		3	0.0%
00495		3	0.0%
00496		3	0.0%
00497		3	0.0%
00498		3	0.0%
00499		3	0.0%
00500		3	0.0%
00501		3	0.0%
00502		3	0.0%
00503		3	0.0%
00504		3	0.0%
00505		3	0.0%
00506		3	0.0%
00507		3	0.0%
00508		3	0.0%
00509		3	0.0%
00510		3	0.0%
00511		3	0.0%
00512		3	0.0%
00513		3	0.0%
00514		3	0.0%
00515		3	0.0%
00516		3	0.0%
00517		3	0.0%
00518		3	0.0%
00519		3	0.0%
00520		3	0.0%
00521		3	0.0%
00522		3	0.0%
00523		3	0.0%
00524		2	0.0%
00525		2	0.0%
00526		2	0.0%
00527		2	0.0%
00528		2	0.0%
00529		2	0.0%
00530		2	0.0%



**File : 36 Uttaranchal**

# SRL\_NO: RUNNING SERIAL NUMBER

Value	Label	Cases	Percentage
00531		2	0.0%
00532		2	0.0%
00533		2	0.0%
00534		2	0.0%
00535		2	0.0%
00536		2	0.0%
00537		2	0.0%
00538		2	0.0%
00539		2	0.0%
00540		2	0.0%
00541		2	0.0%
00542		2	0.0%
00543		2	0.0%
00544		2	0.0%
00545		2	0.0%
00546		2	0.0%
00547		2	0.0%
00548		2	0.0%
00549		2	0.0%
00550		2	0.0%
00551		2	0.0%
00552		2	0.0%
00553		2	0.0%
00554		2	0.0%
00555		2	0.0%
00556		2	0.0%
00557		2	0.0%
00558		2	0.0%
00559		2	0.0%
00560		2	0.0%
00561		2	0.0%
00562		2	0.0%
00563		2	0.0%
00564		2	0.0%
00565		2	0.0%
00566		1	0.0%
00567		1	0.0%
00568		1	0.0%
00569		1	0.0%
00570		1	0.0%
00571		1	0.0%
00572		1	0.0%
00573		1	0.0%

## File : 36 Uttaranchal

### # SRL\_NO: RUNNING SERIAL NUMBER

Value	Label	Cases	Percentage
00574		1	0.0%
00575		1	0.0%
00576		1	0.0%
00577		1	0.0%
00578		1	0.0%
00579		1	0.0%
00580		1	0.0%
00581		1	0.0%
00582		1	0.0%
00583		1	0.0%
00584		1	0.0%
00585		1	0.0%
00586		1	0.0%
00587		1	0.0%
00588		1	0.0%
00589		1	0.0%
00590		1	0.0%
00591		1	0.0%
00592		1	0.0%
00593		1	0.0%
00594		1	0.0%
00595		1	0.0%
00596		1	0.0%
00597		1	0.0%
00598		1	0.0%
00599		1	0.0%
00600		1	0.0%
00601		1	0.0%
00602		1	0.0%
00603		1	0.0%
00604		1	0.0%
00605		1	0.0%
00606		1	0.0%
00607		1	0.0%
00608		1	0.0%
00609		1	0.0%
00610		1	0.0%
00611		1	0.0%

*Warning: these figures indicate the number of cases found in the data file. They cannot be interpreted as summary statistics of the population of interest.*

### # NIC: NIC

<b>Information</b>	[Type= discrete] [Format=character] [Missing=*]
<b>Statistics [NW/ W]</b>	[Valid=215498 /-] [Invalid=0 /-]

*Frequency table not shown (1309 Modalities)*

## File : 36 Uttarakhand

### # AGRI\_NON\_AGRI: AGRICULTURE AND NON-AGRI.

**Information** [Type= discrete] [Format=character] [Missing=\*]

**Statistics [NW/ W]** [Valid=215498 /-] [Invalid=0 /-]

Value	Label	Cases	Percentage
1	Agriculture	10505	4.9%
2	Non-Agriculture	204993	95.1%

*Warning: these figures indicate the number of cases found in the data file. They cannot be interpreted as summary statistics of the population of interest.*

### # NOP: NATURE OF OPERATION

**Information** [Type= discrete] [Format=character] [Missing=\*]

**Statistics [NW/ W]** [Valid=215498 /-] [Invalid=0 /-]

Value	Label	Cases	Percentage
1	Perennial	203749	94.5%
2	Non-Perennial	11749	5.5%

*Warning: these figures indicate the number of cases found in the data file. They cannot be interpreted as summary statistics of the population of interest.*

### # OWN\_SHIP: OWNERSHIP CODE

**Information** [Type= discrete] [Format=character] [Missing=\*]

**Statistics [NW/ W]** [Valid=215498 /-] [Invalid=0 /-]

Value	Label	Cases	Percentage
1	Private Non-Profit Institutions	4216	2.0%
2	Private Others	186795	86.7%
3	Co-operatives	2249	1.0%
4	Governments	22238	10.3%

*Warning: these figures indicate the number of cases found in the data file. They cannot be interpreted as summary statistics of the population of interest.*

### # SG: SOCIAL GROUP CODE

**Information** [Type= discrete] [Format=character] [Missing=\*]

**Statistics [NW/ W]** [Valid=215498 /-] [Invalid=0 /-]

Value	Label	Cases	Percentage
1	ST Female	810	0.4%
2	ST Male	5486	2.5%
3	SC Female	605	0.3%
4	SC Male	17580	8.2%
5	OBC Female	972	0.5%
6	OBC Male	28619	13.3%
7	Others Female	2896	1.3%
8	Others Male	129827	60.2%
9	Other than private enterprises	28703	13.3%

*Warning: these figures indicate the number of cases found in the data file. They cannot be interpreted as summary statistics of the population of interest.*

### # P\_F\_USED: POWER/FUEL USED

**Information** [Type= discrete] [Format=character] [Missing=\*]

**Statistics [NW/ W]** [Valid=215498 /-] [Invalid=0 /-]

Value	Label	Cases	Percentage
0	Without power	167410	77.7%

## File : 36 Uttaranchal

### # P\_F\_USED: POWER/FUEL USED

Value	Label	Cases	Percentage
1	Electricity	17877	8.3%
2	Coal/soft coke	4844	2.2%
3	Patrol/Diesel	5799	2.7%
4	LPG/Natural Gas	4371	2.0%
5	Fire wood	6520	3.0%
6	Kerosene	4608	2.1%
7	Animal power	705	0.3%
8	"Non-conventional energy (bio-gas, solar & wind energy)	714	0.3%
9	Others	2650	1.2%

Warning: these figures indicate the number of cases found in the data file. They cannot be interpreted as summary statistics of the population of interest.

### # Y\_OPRA: YEAR OF OPERATION

<b>Information</b>	[Type= discrete] [Format=character] [Missing=*]
<b>Statistics [NW/ W]</b>	[Valid=215498 /-] [Invalid=0 /-]

Value	Label	Cases	Percentage
0	Less than 1 year	6541	3.0%
1	Completed 1 year	9309	4.3%
2	Completed 2 years	14408	6.7%
3	Completed 3 years	14665	6.8%
4	Completed 4 years	13501	6.3%
5	Completed 5 years	18675	8.7%
6	Completed 6 years	11455	5.3%
7	Completed 7 years	6755	3.1%
8	Completed 8 years	8700	4.0%
9	Completed 9 years or more	111489	51.7%

Warning: these figures indicate the number of cases found in the data file. They cannot be interpreted as summary statistics of the population of interest.

### # REGISN: REGISTRATION CODE

<b>Information</b>	[Type= discrete] [Format=character] [Missing=*]
<b>Statistics [NW/ W]</b>	[Valid=215498 /-] [Invalid=0 /-]

Value	Label	Cases	Percentage
00		212565	98.6%
11		324	0.2%
12		171	0.1%
13		10	0.0%
15		1	0.0%
17		1	0.0%
22		1832	0.9%
23		15	0.0%
24		28	0.0%
25		8	0.0%
26		1	0.0%
28		1	0.0%
29		2	0.0%

## File : 36 Uttarakhand

### # REGISN: REGISTRATION CODE

Value	Label	Cases	Percentage
33		194	0.1%
35		1	0.0%
36		3	0.0%
37		1	0.0%
44		21	0.0%
55		84	0.0%
56		1	0.0%
58		1	0.0%
66		36	0.0%
68		1	0.0%
88		8	0.0%
99		188	0.1%

*Warning: these figures indicate the number of cases found in the data file. They cannot be interpreted as summary statistics of the population of interest.*

### # SOF: SOURCE OF FINANCE

<b>Information</b>	[Type= discrete] [Format=character] [Missing=*]
<b>Statistics [NW/ W]</b>	[Valid=215498 /-] [Invalid=0 /-]

Value	Label	Cases	Percentage
1	Assistance under IRDP	8123	3.8%
2	Assistance under other poverty alleviation programs(TRYSEM/ DWCARA/toll kits)	2196	1.0%
3	Borrowing from institutions	4592	2.1%
4	Borrowing from non-instituions	1630	0.8%
5	Self financing	159422	74.0%
6	Others	39535	18.3%

*Warning: these figures indicate the number of cases found in the data file. They cannot be interpreted as summary statistics of the population of interest.*

### # T\_ADULT\_M: TOTAL ADULT MALE

<b>Information</b>	[Type= discrete] [Format=character] [Missing=*]
<b>Statistics [NW/ W]</b>	[Valid=215498 /-] [Invalid=0 /-]

Value	Label	Cases	Percentage
00000		6078	2.8%
00001		144407	67.0%
00002		34296	15.9%
00003		12276	5.7%
00004		6004	2.8%
00005		3329	1.5%
00006		1959	0.9%
00007		935	0.4%
00008		911	0.4%
00009		408	0.2%
00010		790	0.4%
00011		268	0.1%
00012		375	0.2%

## File : 36 Uttarakhand

### # T\_ADULT\_M: TOTAL ADULT MALE

Value	Label	Cases	Percentage
00013		209	0.1%
00014		206	0.1%
00015		357	0.2%
00016		198	0.1%
00017		139	0.1%
00018		146	0.1%
00019		82	0.0%
00020		235	0.1%
00021		92	0.0%
00022		112	0.1%
00023		77	0.0%
00024		75	0.0%
00025		152	0.1%
00026		72	0.0%
00027		48	0.0%
00028		51	0.0%
00029		46	0.0%
00030		121	0.1%
00031		39	0.0%
00032		43	0.0%
00033		32	0.0%
00034		36	0.0%
00035		55	0.0%
00036		32	0.0%
00037		28	0.0%
00038		23	0.0%
00039		19	0.0%
00040		57	0.0%
00041		19	0.0%
00042		14	0.0%
00043		12	0.0%
00044		10	0.0%
00045		30	0.0%
00046		9	0.0%
00047		7	0.0%
00048		13	0.0%
00049		12	0.0%
00050		49	0.0%
00051		11	0.0%
00052		13	0.0%
00053		6	0.0%
00054		10	0.0%
00055		13	0.0%

## File : 36 Uttarakhand

### # T\_ADULT\_M: TOTAL ADULT MALE

Value	Label	Cases	Percentage
00056		6	0.0%
00057		6	0.0%
00058		9	0.0%
00059		5	0.0%
00060		25	0.0%
00061		6	0.0%
00062		8	0.0%
00063		7	0.0%
00064		4	0.0%
00065		15	0.0%
00066		8	0.0%
00067		4	0.0%
00068		4	0.0%
00069		8	0.0%
00070		12	0.0%
00071		2	0.0%
00072		6	0.0%
00073		2	0.0%
00074		3	0.0%
00075		4	0.0%
00076		2	0.0%
00077		2	0.0%
00078		3	0.0%
00079		2	0.0%
00080		13	0.0%
00081		5	0.0%
00083		2	0.0%
00084		1	0.0%
00085		4	0.0%
00086		4	0.0%
00087		1	0.0%
00088		2	0.0%
00089		1	0.0%
00090		7	0.0%
00091		2	0.0%
00092		1	0.0%
00093		4	0.0%
00094		4	0.0%
00095		4	0.0%
00096		4	0.0%
00097		4	0.0%
00098		4	0.0%
00099		6	0.0%

**File : 36 Uttaranchal****# T\_ADULT\_M: TOTAL ADULT MALE**

<b>Value</b>	<b>Label</b>	<b>Cases</b>	<b>Percentage</b>
00100		10	0.0%
00101		3	0.0%
00102		4	0.0%
00103		1	0.0%
00105		2	0.0%
00107		2	0.0%
00108		2	0.0%
00110		6	0.0%
00111		2	0.0%
00112		1	0.0%
00113		1	0.0%
00114		1	0.0%
00115		2	0.0%
00117		1	0.0%
00118		2	0.0%
00119		1	0.0%
00120		5	0.0%
00121		1	0.0%
00122		1	0.0%
00123		2	0.0%
00125		3	0.0%
00126		1	0.0%
00127		1	0.0%
00128		1	0.0%
00129		1	0.0%
00130		7	0.0%
00131		1	0.0%
00132		2	0.0%
00133		4	0.0%
00135		2	0.0%
00138		2	0.0%
00139		1	0.0%
00140		7	0.0%
00142		1	0.0%
00143		1	0.0%
00145		3	0.0%
00146		2	0.0%
00148		2	0.0%
00149		1	0.0%
00150		7	0.0%
00151		3	0.0%
00152		1	0.0%
00155		1	0.0%



**File : 36 Uttaranchal****# T\_ADULT\_M: TOTAL ADULT MALE**

<b>Value</b>	<b>Label</b>	<b>Cases</b>	<b>Percentage</b>
00156		1	0.0%
00157		4	0.0%
00158		2	0.0%
00159		2	0.0%
00160		3	0.0%
00162		3	0.0%
00163		1	0.0%
00164		3	0.0%
00166		2	0.0%
00167		2	0.0%
00168		1	0.0%
00170		3	0.0%
00172		1	0.0%
00175		1	0.0%
00177		1	0.0%
00178		2	0.0%
00180		4	0.0%
00185		1	0.0%
00187		1	0.0%
00190		4	0.0%
00200		2	0.0%
00202		1	0.0%
00203		2	0.0%
00204		1	0.0%
00205		1	0.0%
00209		1	0.0%
00210		2	0.0%
00211		1	0.0%
00217		1	0.0%
00218		1	0.0%
00220		1	0.0%
00221		1	0.0%
00224		1	0.0%
00228		1	0.0%
00229		1	0.0%
00234		1	0.0%
00236		1	0.0%
00240		1	0.0%
00247		1	0.0%
00250		1	0.0%
00254		1	0.0%
00262		1	0.0%
00263		1	0.0%

**File : 36 Uttaranchal****# T\_ADULT\_M: TOTAL ADULT MALE**

<b>Value</b>	<b>Label</b>	<b>Cases</b>	<b>Percentage</b>
00266		1	0.0%
00270		1	0.0%
00273		1	0.0%
00275		1	0.0%
00282		1	0.0%
00286		3	0.0%
00287		1	0.0%
00300		2	0.0%
00317		1	0.0%
00330		1	0.0%
00332		1	0.0%
00338		1	0.0%
00350		2	0.0%
00351		1	0.0%
00352		1	0.0%
00355		1	0.0%
00373		1	0.0%
00380		1	0.0%
00381		1	0.0%
00387		1	0.0%
00400		1	0.0%
00403		1	0.0%
00466		1	0.0%
00475		1	0.0%
00477		1	0.0%
00500		1	0.0%
00565		1	0.0%
00600		1	0.0%
00636		1	0.0%
00650		1	0.0%
00700		1	0.0%
00703		1	0.0%
00805		1	0.0%
00825		1	0.0%
00910		1	0.0%
00930		1	0.0%
00938		1	0.0%
00981		1	0.0%
00995		1	0.0%
01007		1	0.0%
01015		1	0.0%
01200		1	0.0%
01265		1	0.0%

## File : 36 Uttarakhand

### # T\_ADULT\_M: TOTAL ADULT MALE

Value	Label	Cases	Percentage
01308		1	0.0%
01314		1	0.0%
01320		1	0.0%
01818		1	0.0%
02024		1	0.0%
10469		1	0.0%

Warning: these figures indicate the number of cases found in the data file. They cannot be interpreted as summary statistics of the population of interest.

### # T\_ADULT\_F: TOTAL ADULT FEMALE

<b>Information</b>	[Type= discrete] [Format=character] [Missing=*]
<b>Statistics [NW/ W]</b>	[Valid=215498 /-] [Invalid=0 /-]

Value	Label	Cases	Percentage
00000		192994	89.6%
00001		14291	6.6%
00002		3925	1.8%
00003		1442	0.7%
00004		785	0.4%
00005		624	0.3%
00006		348	0.2%
00007		174	0.1%
00008		130	0.1%
00009		70	0.0%
00010		160	0.1%
00011		57	0.0%
00012		67	0.0%
00013		26	0.0%
00014		26	0.0%
00015		51	0.0%
00016		21	0.0%
00017		21	0.0%
00018		26	0.0%
00019		12	0.0%
00020		39	0.0%
00021		11	0.0%
00022		12	0.0%
00023		8	0.0%
00024		8	0.0%
00025		20	0.0%
00026		8	0.0%
00027		3	0.0%
00028		7	0.0%
00029		4	0.0%
00030		15	0.0%
00031		5	0.0%

## File : 36 Uttaranchal

### # T\_ADULT\_F: TOTAL ADULT FEMALE

Value	Label	Cases	Percentage
00032		5	0.0%
00033		6	0.0%
00034		4	0.0%
00035		6	0.0%
00036		6	0.0%
00037		3	0.0%
00038		1	0.0%
00039		6	0.0%
00040		9	0.0%
00041		2	0.0%
00042		2	0.0%
00043		2	0.0%
00045		3	0.0%
00047		1	0.0%
00048		4	0.0%
00050		9	0.0%
00051		1	0.0%
00052		4	0.0%
00054		2	0.0%
00055		1	0.0%
00058		1	0.0%
00059		2	0.0%
00060		5	0.0%
00063		1	0.0%
00064		1	0.0%
00073		2	0.0%
00075		2	0.0%
00082		1	0.0%
00085		1	0.0%
00087		1	0.0%
00090		1	0.0%
00100		2	0.0%
00106		1	0.0%
00109		1	0.0%
00115		1	0.0%
00129		1	0.0%
00132		1	0.0%
00245		1	0.0%
00278		1	0.0%
00295		1	0.0%
00300		1	0.0%
00428		1	0.0%
00500		1	0.0%

Warning: these figures indicate the number of cases found in the data file. They cannot be interpreted as summary statistics of the population of interest.

## File : 36 Uttarakhand

### # T\_CHILD\_M: TOTAL CHIELD MALE

**Information** [Type= discrete] [Format=character] [Missing=\*]

**Statistics [NW/ W]** [Valid=215498 /-] [Invalid=0 /-]

Value	Label	Cases	Percentage
00000		212443	98.6%
00001		2072	1.0%
00002		641	0.3%
00003		178	0.1%
00004		81	0.0%
00005		34	0.0%
00006		29	0.0%
00007		3	0.0%
00008		6	0.0%
00009		3	0.0%
00010		5	0.0%
00012		2	0.0%
00030		1	0.0%

*Warning: these figures indicate the number of cases found in the data file. They cannot be interpreted as summary statistics of the population of interest.*

### # T\_CHILD\_F: TOTAL CHIELD FEMALE

**Information** [Type= discrete] [Format=character] [Missing=\*]

**Statistics [NW/ W]** [Valid=215498 /-] [Invalid=0 /-]

Value	Label	Cases	Percentage
00000		214388	99.5%
00001		739	0.3%
00002		235	0.1%
00003		74	0.0%
00004		40	0.0%
00005		11	0.0%
00006		6	0.0%
00007		1	0.0%
00008		3	0.0%
00010		1	0.0%

*Warning: these figures indicate the number of cases found in the data file. They cannot be interpreted as summary statistics of the population of interest.*

### # TOT: TOTAL OF TOTAL

**Information** [Type= discrete] [Format=character] [Missing=\*]

**Statistics [NW/ W]** [Valid=215498 /-] [Invalid=0 /-]

Value	Label	Cases	Percentage
00001		137380	63.8%
00002		41444	19.2%
00003		14233	6.6%
00004		7009	3.3%
00005		4077	1.9%
00006		2371	1.1%

## File : 36 Uttarakhand

### # TOT: TOTAL OF TOTAL

Value	Label	Cases	Percentage
00007		1329	0.6%
00008		1097	0.5%
00009		609	0.3%
00010		908	0.4%
00011		388	0.2%
00012		489	0.2%
00013		280	0.1%
00014		258	0.1%
00015		405	0.2%
00016		244	0.1%
00017		192	0.1%
00018		178	0.1%
00019		121	0.1%
00020		228	0.1%
00021		124	0.1%
00022		128	0.1%
00023		87	0.0%
00024		91	0.0%
00025		176	0.1%
00026		81	0.0%
00027		68	0.0%
00028		55	0.0%
00029		58	0.0%
00030		101	0.0%
00031		51	0.0%
00032		73	0.0%
00033		36	0.0%
00034		40	0.0%
00035		61	0.0%
00036		41	0.0%
00037		36	0.0%
00038		25	0.0%
00039		22	0.0%
00040		74	0.0%
00041		27	0.0%
00042		28	0.0%
00043		14	0.0%
00044		20	0.0%
00045		33	0.0%
00046		14	0.0%
00047		17	0.0%
00048		16	0.0%
00049		11	0.0%

**File : 36 Uttaranchal****# TOT: TOTAL OF TOTAL**

<b>Value</b>	<b>Label</b>	<b>Cases</b>	<b>Percentage</b>
00050		46	0.0%
00051		16	0.0%
00052		18	0.0%
00053		12	0.0%
00054		7	0.0%
00055		17	0.0%
00056		12	0.0%
00057		6	0.0%
00058		9	0.0%
00059		9	0.0%
00060		31	0.0%
00061		9	0.0%
00062		5	0.0%
00063		10	0.0%
00064		7	0.0%
00065		16	0.0%
00066		4	0.0%
00067		3	0.0%
00068		4	0.0%
00069		10	0.0%
00070		15	0.0%
00071		10	0.0%
00072		8	0.0%
00073		4	0.0%
00074		2	0.0%
00075		7	0.0%
00076		3	0.0%
00077		4	0.0%
00079		4	0.0%
00080		11	0.0%
00081		5	0.0%
00082		2	0.0%
00083		5	0.0%
00084		1	0.0%
00085		3	0.0%
00086		6	0.0%
00088		2	0.0%
00089		1	0.0%
00090		8	0.0%
00091		1	0.0%
00092		2	0.0%
00093		1	0.0%
00094		2	0.0%

**File : 36 Uttaranchal****# TOT: TOTAL OF TOTAL**

<b>Value</b>	<b>Label</b>	<b>Cases</b>	<b>Percentage</b>
00095		5	0.0%
00096		1	0.0%
00097		4	0.0%
00098		3	0.0%
00099		5	0.0%
00100		13	0.0%
00101		5	0.0%
00102		6	0.0%
00103		3	0.0%
00104		3	0.0%
00105		1	0.0%
00106		4	0.0%
00107		2	0.0%
00108		2	0.0%
00109		3	0.0%
00110		4	0.0%
00111		2	0.0%
00112		1	0.0%
00113		3	0.0%
00114		2	0.0%
00115		3	0.0%
00116		4	0.0%
00117		1	0.0%
00118		1	0.0%
00120		5	0.0%
00121		1	0.0%
00122		3	0.0%
00123		1	0.0%
00124		2	0.0%
00125		4	0.0%
00126		2	0.0%
00128		1	0.0%
00130		1	0.0%
00131		2	0.0%
00132		1	0.0%
00133		3	0.0%
00135		2	0.0%
00136		1	0.0%
00138		3	0.0%
00139		1	0.0%
00140		1	0.0%
00141		2	0.0%
00143		1	0.0%



**File : 36 Uttarakhand****# TOT: TOTAL OF TOTAL**

<b>Value</b>	<b>Label</b>	<b>Cases</b>	<b>Percentage</b>
00144		1	0.0%
00145		3	0.0%
00146		1	0.0%
00147		6	0.0%
00149		3	0.0%
00150		11	0.0%
00151		2	0.0%
00152		2	0.0%
00155		2	0.0%
00156		1	0.0%
00157		1	0.0%
00158		3	0.0%
00160		2	0.0%
00161		5	0.0%
00163		2	0.0%
00164		1	0.0%
00165		2	0.0%
00166		1	0.0%
00167		4	0.0%
00170		1	0.0%
00172		2	0.0%
00174		1	0.0%
00175		3	0.0%
00176		1	0.0%
00177		2	0.0%
00180		3	0.0%
00182		2	0.0%
00183		3	0.0%
00190		4	0.0%
00193		4	0.0%
00195		3	0.0%
00200		5	0.0%
00203		1	0.0%
00205		1	0.0%
00206		1	0.0%
00207		1	0.0%
00208		2	0.0%
00213		1	0.0%
00215		2	0.0%
00217		1	0.0%
00218		2	0.0%
00219		1	0.0%
00222		1	0.0%

**File : 36 Uttaranchal****# TOT: TOTAL OF TOTAL**

<b>Value</b>	<b>Label</b>	<b>Cases</b>	<b>Percentage</b>
00224		2	0.0%
00226		1	0.0%
00233		1	0.0%
00234		1	0.0%
00239		1	0.0%
00240		1	0.0%
00242		1	0.0%
00244		1	0.0%
00249		1	0.0%
00250		2	0.0%
00253		1	0.0%
00262		1	0.0%
00266		1	0.0%
00272		1	0.0%
00282		1	0.0%
00283		2	0.0%
00284		1	0.0%
00292		1	0.0%
00294		1	0.0%
00296		1	0.0%
00298		1	0.0%
00300		1	0.0%
00307		2	0.0%
00308		2	0.0%
00336		1	0.0%
00337		1	0.0%
00346		1	0.0%
00368		1	0.0%
00373		1	0.0%
00380		1	0.0%
00381		1	0.0%
00394		1	0.0%
00400		1	0.0%
00401		1	0.0%
00402		1	0.0%
00408		1	0.0%
00428		1	0.0%
00467		1	0.0%
00472		1	0.0%
00500		1	0.0%
00505		1	0.0%
00515		1	0.0%
00540		1	0.0%

## File : 36 Uttarakhand

### # TOT: TOTAL OF TOTAL

Value	Label	Cases	Percentage
00564		1	0.0%
00597		1	0.0%
00599		1	0.0%
00600		1	0.0%
00650		1	0.0%
00703		1	0.0%
00718		1	0.0%
00750		1	0.0%
00825		1	0.0%
00925		1	0.0%
00936		1	0.0%
00938		1	0.0%
00997		1	0.0%
01027		1	0.0%
01029		1	0.0%
01037		1	0.0%
01250		1	0.0%
01265		1	0.0%
01308		1	0.0%
01320		1	0.0%
01326		1	0.0%
01338		1	0.0%
01838		1	0.0%
02324		1	0.0%
10764		1	0.0%

Warning: these figures indicate the number of cases found in the data file. They cannot be interpreted as summary statistics of the population of interest.

### # H\_ADULT\_M: HIRED ADULT MALE

Information	[Type= discrete] [Format=character] [Missing=*]		
Statistics [NW/ W]	[Valid=215498 /-] [Invalid=0 /-]		
Value	Label	Cases	Percentage
00000		155554	72.2%
00001		27741	12.9%
00002		13249	6.1%
00003		5747	2.7%
00004		3388	1.6%
00005		2198	1.0%
00006		1323	0.6%
00007		713	0.3%
00008		715	0.3%
00009		429	0.2%
00010		609	0.3%
00011		235	0.1%
00012		328	0.2%

## File : 36 Uttaranchal

### # H\_ADULT\_M: HIRED ADULT MALE

Value	Label	Cases	Percentage
00013		180	0.1%
00014		209	0.1%
00015		318	0.1%
00016		166	0.1%
00017		129	0.1%
00018		139	0.1%
00019		92	0.0%
00020		216	0.1%
00021		73	0.0%
00022		110	0.1%
00023		75	0.0%
00024		78	0.0%
00025		147	0.1%
00026		58	0.0%
00027		46	0.0%
00028		60	0.0%
00029		54	0.0%
00030		99	0.0%
00031		36	0.0%
00032		41	0.0%
00033		34	0.0%
00034		38	0.0%
00035		56	0.0%
00036		27	0.0%
00037		26	0.0%
00038		22	0.0%
00039		19	0.0%
00040		58	0.0%
00041		18	0.0%
00042		13	0.0%
00043		12	0.0%
00044		9	0.0%
00045		27	0.0%
00046		9	0.0%
00047		8	0.0%
00048		17	0.0%
00049		15	0.0%
00050		43	0.0%
00051		6	0.0%
00052		11	0.0%
00053		6	0.0%
00054		11	0.0%
00055		12	0.0%

## File : 36 Uttaranchal

### # H\_ADULT\_M: HIRED ADULT MALE

Value	Label	Cases	Percentage
00056		5	0.0%
00057		6	0.0%
00058		10	0.0%
00059		8	0.0%
00060		22	0.0%
00061		4	0.0%
00062		7	0.0%
00063		7	0.0%
00064		6	0.0%
00065		11	0.0%
00066		8	0.0%
00067		6	0.0%
00068		4	0.0%
00069		7	0.0%
00070		14	0.0%
00071		1	0.0%
00072		5	0.0%
00073		2	0.0%
00074		4	0.0%
00075		4	0.0%
00076		2	0.0%
00077		2	0.0%
00078		2	0.0%
00079		3	0.0%
00080		18	0.0%
00081		2	0.0%
00083		2	0.0%
00085		6	0.0%
00086		1	0.0%
00087		1	0.0%
00088		2	0.0%
00089		1	0.0%
00090		7	0.0%
00091		2	0.0%
00092		2	0.0%
00093		3	0.0%
00094		4	0.0%
00095		4	0.0%
00096		4	0.0%
00097		5	0.0%
00098		5	0.0%
00099		6	0.0%
00100		5	0.0%

**File : 36 Uttaranchal****# H\_ADULT\_M: HIRED ADULT MALE**

<b>Value</b>	<b>Label</b>	<b>Cases</b>	<b>Percentage</b>
00101		3	0.0%
00102		4	0.0%
00103		1	0.0%
00105		2	0.0%
00106		2	0.0%
00107		1	0.0%
00108		2	0.0%
00110		6	0.0%
00111		2	0.0%
00113		1	0.0%
00114		2	0.0%
00115		1	0.0%
00117		1	0.0%
00118		2	0.0%
00119		2	0.0%
00120		5	0.0%
00121		1	0.0%
00122		1	0.0%
00123		1	0.0%
00124		1	0.0%
00125		3	0.0%
00126		1	0.0%
00128		1	0.0%
00129		2	0.0%
00130		7	0.0%
00132		4	0.0%
00133		2	0.0%
00135		3	0.0%
00138		2	0.0%
00139		1	0.0%
00140		7	0.0%
00142		1	0.0%
00143		1	0.0%
00144		1	0.0%
00145		1	0.0%
00146		2	0.0%
00148		2	0.0%
00149		2	0.0%
00150		7	0.0%
00151		2	0.0%
00152		1	0.0%
00155		1	0.0%
00156		1	0.0%

## File : 36 Uttaranchal

### # H\_ADULT\_M: HIRED ADULT MALE

Value	Label	Cases	Percentage
00157		4	0.0%
00158		2	0.0%
00159		2	0.0%
00160		3	0.0%
00162		3	0.0%
00163		1	0.0%
00164		3	0.0%
00166		2	0.0%
00167		2	0.0%
00168		1	0.0%
00170		3	0.0%
00172		1	0.0%
00175		1	0.0%
00177		1	0.0%
00178		2	0.0%
00180		4	0.0%
00185		1	0.0%
00187		1	0.0%
00190		4	0.0%
00200		2	0.0%
00202		1	0.0%
00203		2	0.0%
00204		1	0.0%
00205		1	0.0%
00209		2	0.0%
00210		1	0.0%
00211		1	0.0%
00217		1	0.0%
00218		1	0.0%
00220		1	0.0%
00221		1	0.0%
00224		1	0.0%
00228		1	0.0%
00229		1	0.0%
00234		1	0.0%
00236		1	0.0%
00240		1	0.0%
00247		1	0.0%
00250		1	0.0%
00254		1	0.0%
00262		1	0.0%
00263		1	0.0%
00266		1	0.0%

**File : 36 Uttaranchal****# H\_ADULT\_M: HIRED ADULT MALE**

<b>Value</b>	<b>Label</b>	<b>Cases</b>	<b>Percentage</b>
00270		1	0.0%
00273		1	0.0%
00275		1	0.0%
00282		1	0.0%
00286		3	0.0%
00287		1	0.0%
00300		2	0.0%
00317		1	0.0%
00330		1	0.0%
00332		1	0.0%
00338		1	0.0%
00350		3	0.0%
00352		1	0.0%
00355		1	0.0%
00373		1	0.0%
00380		1	0.0%
00381		1	0.0%
00387		1	0.0%
00400		2	0.0%
00403		1	0.0%
00466		1	0.0%
00475		1	0.0%
00477		1	0.0%
00500		1	0.0%
00565		1	0.0%
00599		1	0.0%
00636		1	0.0%
00700		1	0.0%
00702		1	0.0%
00804		1	0.0%
00824		1	0.0%
00910		1	0.0%
00930		1	0.0%
00938		1	0.0%
00981		1	0.0%
00995		1	0.0%
01006		1	0.0%
01015		1	0.0%
01200		1	0.0%
01260		1	0.0%
01300		1	0.0%
01314		1	0.0%
01320		1	0.0%



## File : 36 Uttaranchal

### # H\_ADULT\_M: HIRED ADULT MALE

Value	Label	Cases	Percentage
01818		1	0.0%
02024		1	0.0%
10469		1	0.0%

Warning: these figures indicate the number of cases found in the data file. They cannot be interpreted as summary statistics of the population of interest.

### # H\_ADULT\_F: HIRED ADULT FEMALE

<b>Information</b>	[Type= discrete] [Format=character] [Missing=*]
--------------------	---

<b>Statistics [NW/ W]</b>	[Valid=215498 /-] [Invalid=0 /-]
---------------------------	----------------------------------

Value	Label	Cases	Percentage
00000		203865	94.6%
00001		5025	2.3%
00002		2897	1.3%
00003		1125	0.5%
00004		677	0.3%
00005		574	0.3%
00006		313	0.1%
00007		161	0.1%
00008		124	0.1%
00009		64	0.0%
00010		151	0.1%
00011		50	0.0%
00012		56	0.0%
00013		26	0.0%
00014		29	0.0%
00015		43	0.0%
00016		20	0.0%
00017		18	0.0%
00018		24	0.0%
00019		12	0.0%
00020		41	0.0%
00021		10	0.0%
00022		10	0.0%
00023		8	0.0%
00024		8	0.0%
00025		21	0.0%
00026		8	0.0%
00027		3	0.0%
00028		7	0.0%
00029		4	0.0%
00030		15	0.0%
00031		5	0.0%
00032		6	0.0%
00033		6	0.0%
00034		4	0.0%

## File : 36 Uttaranchal

### # H\_ADULT\_F: HIRED ADULT FEMALE

Value	Label	Cases	Percentage
00035		6	0.0%
00036		6	0.0%
00037		2	0.0%
00038		2	0.0%
00039		5	0.0%
00040		7	0.0%
00041		2	0.0%
00042		2	0.0%
00043		2	0.0%
00045		3	0.0%
00047		1	0.0%
00048		4	0.0%
00050		7	0.0%
00051		1	0.0%
00052		4	0.0%
00054		2	0.0%
00055		1	0.0%
00058		1	0.0%
00059		2	0.0%
00060		5	0.0%
00063		1	0.0%
00064		1	0.0%
00073		2	0.0%
00075		2	0.0%
00082		1	0.0%
00085		1	0.0%
00087		1	0.0%
00090		1	0.0%
00100		2	0.0%
00106		1	0.0%
00109		1	0.0%
00115		1	0.0%
00129		1	0.0%
00132		1	0.0%
00218		1	0.0%
00245		1	0.0%
00295		1	0.0%
00300		1	0.0%
00428		1	0.0%
00500		1	0.0%

Warning: these figures indicate the number of cases found in the data file. They cannot be interpreted as summary statistics of the population of interest.

### # H\_CHILD\_M: HIRED CHIELD MALE

Information [Type= discrete] [Format=character] [Missing=\*]

## File : 36 Uttarakhand

### # H\_CHILD\_M: HIRED CHIELD MALE

Statistics [NW/ W] [Valid=215498 /-] [Invalid=0 /-]

Value	Label	Cases	Percentage
00000		214451	99.5%
00001		613	0.3%
00002		292	0.1%
00003		75	0.0%
00004		33	0.0%
00005		15	0.0%
00006		6	0.0%
00007		2	0.0%
00008		4	0.0%
00009		1	0.0%
00010		3	0.0%
00012		2	0.0%
00030		1	0.0%

Warning: these figures indicate the number of cases found in the data file. They cannot be interpreted as summary statistics of the population of interest.

### # H\_CHILD\_F: HIRED CHIELD FEMALE

Information [Type= discrete] [Format=character] [Missing=\*]

Statistics [NW/ W] [Valid=215498 /-] [Invalid=0 /-]

Value	Label	Cases	Percentage
00000		215374	99.9%
00001		82	0.0%
00002		27	0.0%
00003		4	0.0%
00004		3	0.0%
00005		5	0.0%
00006		1	0.0%
00007		1	0.0%
00010		1	0.0%

Warning: these figures indicate the number of cases found in the data file. They cannot be interpreted as summary statistics of the population of interest.

### # T\_HIRED: TOTAL OF HIRED

Information [Type= discrete] [Format=character] [Missing=\*]

Statistics [NW/ W] [Valid=215498 /-] [Invalid=0 /-]

Value	Label	Cases	Percentage
00000		151977	70.5%
00001		25773	12.0%
00002		15397	7.1%
00003		6608	3.1%
00004		3909	1.8%
00005		2598	1.2%
00006		1617	0.8%
00007		962	0.4%
00008		844	0.4%

## File : 36 Uttarakhand

### # T\_HIRED: TOTAL OF HIRED

Value	Label	Cases	Percentage
00009		558	0.3%
00010		697	0.3%
00011		324	0.2%
00012		391	0.2%
00013		227	0.1%
00014		260	0.1%
00015		319	0.1%
00016		209	0.1%
00017		174	0.1%
00018		158	0.1%
00019		131	0.1%
00020		207	0.1%
00021		97	0.0%
00022		118	0.1%
00023		89	0.0%
00024		93	0.0%
00025		163	0.1%
00026		74	0.0%
00027		64	0.0%
00028		62	0.0%
00029		60	0.0%
00030		92	0.0%
00031		40	0.0%
00032		70	0.0%
00033		38	0.0%
00034		41	0.0%
00035		62	0.0%
00036		36	0.0%
00037		33	0.0%
00038		24	0.0%
00039		22	0.0%
00040		71	0.0%
00041		27	0.0%
00042		26	0.0%
00043		15	0.0%
00044		17	0.0%
00045		31	0.0%
00046		15	0.0%
00047		16	0.0%
00048		18	0.0%
00049		15	0.0%
00050		39	0.0%
00051		13	0.0%

## File : 36 Uttaranchal

### # T\_HIRED: TOTAL OF HIRED

Value	Label	Cases	Percentage
00052		15	0.0%
00053		11	0.0%
00054		10	0.0%
00055		15	0.0%
00056		11	0.0%
00057		4	0.0%
00058		11	0.0%
00059		10	0.0%
00060		29	0.0%
00061		5	0.0%
00062		5	0.0%
00063		10	0.0%
00064		9	0.0%
00065		14	0.0%
00066		4	0.0%
00067		4	0.0%
00068		5	0.0%
00069		9	0.0%
00070		15	0.0%
00071		9	0.0%
00072		7	0.0%
00073		4	0.0%
00074		3	0.0%
00075		7	0.0%
00076		3	0.0%
00077		5	0.0%
00078		1	0.0%
00079		4	0.0%
00080		12	0.0%
00081		3	0.0%
00082		1	0.0%
00083		5	0.0%
00084		1	0.0%
00085		4	0.0%
00086		5	0.0%
00088		2	0.0%
00089		1	0.0%
00090		9	0.0%
00091		1	0.0%
00092		3	0.0%
00094		2	0.0%
00095		5	0.0%
00096		2	0.0%

**File : 36 Uttaranchal****# T\_HIRED: TOTAL OF HIRED**

Value	Label	Cases	Percentage
00097		3	0.0%
00098		4	0.0%
00099		7	0.0%
00100		11	0.0%
00101		3	0.0%
00102		6	0.0%
00103		4	0.0%
00104		2	0.0%
00105		3	0.0%
00106		5	0.0%
00108		2	0.0%
00109		3	0.0%
00110		4	0.0%
00111		1	0.0%
00113		3	0.0%
00114		3	0.0%
00115		2	0.0%
00116		4	0.0%
00117		1	0.0%
00118		1	0.0%
00119		1	0.0%
00120		6	0.0%
00121		1	0.0%
00122		2	0.0%
00123		2	0.0%
00124		3	0.0%
00125		4	0.0%
00126		2	0.0%
00128		1	0.0%
00130		2	0.0%
00131		1	0.0%
00132		3	0.0%
00133		1	0.0%
00135		2	0.0%
00136		1	0.0%
00138		3	0.0%
00139		1	0.0%
00140		2	0.0%
00141		1	0.0%
00144		1	0.0%
00145		2	0.0%
00146		2	0.0%
00147		5	0.0%

**File : 36 Uttaranchal**

**# T\_HIRED: TOTAL OF HIRED**

Value	Label	Cases	Percentage
00149		3	0.0%
00150		9	0.0%
00151		2	0.0%
00152		2	0.0%
00155		2	0.0%
00156		1	0.0%
00157		1	0.0%
00158		3	0.0%
00160		2	0.0%
00161		5	0.0%
00163		2	0.0%
00164		1	0.0%
00165		3	0.0%
00166		1	0.0%
00167		3	0.0%
00170		1	0.0%
00171		1	0.0%
00172		2	0.0%
00175		3	0.0%
00176		1	0.0%
00177		2	0.0%
00179		1	0.0%
00180		2	0.0%
00182		2	0.0%
00183		3	0.0%
00190		5	0.0%
00193		3	0.0%
00194		1	0.0%
00195		2	0.0%
00199		1	0.0%
00200		4	0.0%
00203		1	0.0%
00205		1	0.0%
00206		1	0.0%
00207		1	0.0%
00208		2	0.0%
00213		1	0.0%
00215		2	0.0%
00217		1	0.0%
00218		2	0.0%
00219		1	0.0%
00222		1	0.0%
00223		1	0.0%

## File : 36 Uttaranchal

### # T\_HIRED: TOTAL OF HIRED

Value	Label	Cases	Percentage
00224		1	0.0%
00226		1	0.0%
00233		1	0.0%
00234		1	0.0%
00239		1	0.0%
00240		1	0.0%
00242		1	0.0%
00244		1	0.0%
00249		1	0.0%
00250		2	0.0%
00253		1	0.0%
00262		1	0.0%
00266		1	0.0%
00272		1	0.0%
00282		1	0.0%
00283		2	0.0%
00284		1	0.0%
00292		1	0.0%
00294		1	0.0%
00296		1	0.0%
00298		1	0.0%
00300		1	0.0%
00307		2	0.0%
00308		2	0.0%
00336		1	0.0%
00337		1	0.0%
00346		1	0.0%
00368		1	0.0%
00373		1	0.0%
00380		2	0.0%
00394		1	0.0%
00400		2	0.0%
00401		1	0.0%
00402		1	0.0%
00408		1	0.0%
00428		1	0.0%
00467		1	0.0%
00472		1	0.0%
00500		1	0.0%
00504		1	0.0%
00505		1	0.0%
00515		1	0.0%
00540		1	0.0%



## File : 36 Uttaranchal

### # T\_HIRED: TOTAL OF HIRED

Value	Label	Cases	Percentage
00597		1	0.0%
00599		2	0.0%
00702		1	0.0%
00718		1	0.0%
00750		1	0.0%
00824		1	0.0%
00924		1	0.0%
00936		1	0.0%
00938		1	0.0%
00997		1	0.0%
01027		1	0.0%
01029		1	0.0%
01036		1	0.0%
01250		1	0.0%
01260		1	0.0%
01300		1	0.0%
01320		1	0.0%
01326		1	0.0%
01338		1	0.0%
01838		1	0.0%
02324		1	0.0%
10764		1	0.0%

Warning: these figures indicate the number of cases found in the data file. They cannot be interpreted as summary statistics of the population of interest.

### # REMAKS: REMARKS

<b>Information</b>	[Type= discrete] [Format=character] [Missing=*]
<b>Statistics [NW/ W]</b>	[Valid=215498 /-] [Invalid=0 /-]

Value	Label	Cases	Percentage
000		183997	85.4%
001		2372	1.1%
002		751	0.3%
003		1749	0.8%
004		187	0.1%
005		529	0.2%
006		140	0.1%
007		201	0.1%
008		748	0.3%
009		240	0.1%
010		331	0.2%
011		273	0.1%
012		457	0.2%
013		487	0.2%
014		95	0.0%
015		98	0.0%

**File : 36 Uttaranchal****# REMAKS: REMARKS**

<b>Value</b>	<b>Label</b>	<b>Cases</b>	<b>Percentage</b>
016		754	0.3%
017		119	0.1%
018		1644	0.8%
019		786	0.4%
020		290	0.1%
021		254	0.1%
022		123	0.1%
023		131	0.1%
024		688	0.3%
025		161	0.1%
026		171	0.1%
027		107	0.0%
028		312	0.1%
030		76	0.0%
032		103	0.0%
034		1331	0.6%
035		971	0.5%
042		181	0.1%
046		345	0.2%
047		469	0.2%
048		512	0.2%
049		42	0.0%
054		159	0.1%
055		170	0.1%
060		8	0.0%
061		6	0.0%
063		369	0.2%
066		186	0.1%
067		472	0.2%
069		1355	0.6%
073		27	0.0%
074		291	0.1%
075		302	0.1%
079		29	0.0%
081		35	0.0%
082		155	0.1%
083		83	0.0%
085		170	0.1%
088		141	0.1%
093		231	0.1%
094		189	0.1%
095		80	0.0%
098		930	0.4%

## File : 36 Uttaranchal

### # REMAKS: REMARKS

Value	Label	Cases	Percentage
099		420	0.2%
102		32	0.0%
103		334	0.2%
106		29	0.0%
107		1	0.0%
109		389	0.2%
110		7	0.0%
112		520	0.2%
114		14	0.0%
115		194	0.1%
116		1	0.0%
122		35	0.0%
123		197	0.1%
136		33	0.0%
138		55	0.0%
139		36	0.0%
144		26	0.0%
149		72	0.0%
153		4	0.0%
156		146	0.1%
165		1304	0.6%
188		5	0.0%
195		107	0.0%
214		1584	0.7%
217		760	0.4%
229		80	0.0%
317		494	0.2%
331		74	0.0%
379		614	0.3%
410		29	0.0%
438		154	0.1%
522		112	0.1%
825		23	0.0%

Warning: these figures indicate the number of cases found in the data file. They cannot be interpreted as summary statistics of the population of interest.

### # TYPE\_ENTERP: TYPE OF ENTERPRISE

<b>Information</b>	[Type= discrete] [Format=character] [Missing=*]		
<b>Statistics [NW/ W]</b>	[Valid=215498 /-] [Invalid=0 /-]		
Value	Label	Cases	Percentage
1		151977	70.5%
2		52946	24.6%
3		10575	4.9%

Warning: these figures indicate the number of cases found in the data file. They cannot be interpreted as summary statistics of the population of interest.

## File : 36 Uttaranchal

### # MAJOR\_ACT: MAJOR ACTIVITY CODE

**Information** [Type= discrete] [Format=character] [Missing=\*]

**Statistics [NW/ W]** [Valid=215498 /-] [Invalid=0 /-]

Value	Label	Cases	Percentage
01		10145	4.7%
02		360	0.2%
04		58	0.0%
05		28366	13.2%
06		276	0.1%
07		2100	1.0%
08		3183	1.5%
09		85513	39.7%
10		16563	7.7%
11		4231	2.0%
12		595	0.3%
13		2660	1.2%
14		4226	2.0%
15		57222	26.6%

*Warning: these figures indicate the number of cases found in the data file. They cannot be interpreted as summary statistics of the population of interest.*

### # SIZE\_EMP1: SIZE OF EMPLOYMENT CODE-

**Information** [Type= discrete] [Format=character] [Missing=\*]

**Statistics [NW/ W]** [Valid=215498 /-] [Invalid=0 /-]

Value	Label	Cases	Percentage
1	Employee size 0 to 1	137380	63.8%
2	Employee size 2	41444	19.2%
3	Employee size 3	14233	6.6%
4	Employee size 4	7009	3.3%
5	Employee size 5	4077	1.9%
6	Employee size 6 to 9	5406	2.5%
7	Employee size >9	5949	2.8%

*Warning: these figures indicate the number of cases found in the data file. They cannot be interpreted as summary statistics of the population of interest.*

### # SIZE\_EMP2: SIZE OF EMPLOYMENT CODE-

**Information** [Type= discrete] [Format=character] [Missing=\*]

**Statistics [NW/ W]** [Valid=215498 /-] [Invalid=0 /-]

Value	Label	Cases	Percentage
01	Employee size 0 to 1	137380	63.8%
02	Employee size 2	41444	19.2%
03	Employee size 3	14233	6.6%
04	Employee size 4	7009	3.3%
05	Employee size 5	4077	1.9%
07	Employee size 6 to 9	5406	2.5%
08	Employee size 10 to 14	2323	1.1%
09	Employee size 15 to 19	1140	0.5%

## File : 36 Uttarakhand

### # SIZE\_EMP2: SIZE OF EMPLOYMENT CODE-

Value	Label	Cases	Percentage
10	Employee size 20 to 24	658	0.3%
11	Employee size 25 to 49	1178	0.5%
12	Employee size 50 to 99	376	0.2%
13	Employee size 100 to 199	182	0.1%
14	Employee size 200 to 499	63	0.0%
15	Employee size >=500	29	0.0%

Warning: these figures indicate the number of cases found in the data file. They cannot be interpreted as summary statistics of the population of interest.

### # FITTER: FILLER

Information	[Type= discrete] [Format=character] [Missing=*]
Statistics [NW/ W]	[Valid=215498 /-] [Invalid=0 /-]

Value	Label	Cases	Percentage
0		215498	100.0%

Warning: these figures indicate the number of cases found in the data file. They cannot be interpreted as summary statistics of the population of interest.