

State (State)

File: Block-1-3-Household-Records

Overview
























Type: Discrete Valid cases: 129194
Format: character Invalid: 0
Width: 2

Questions and instructions

LITERAL QUESTION

State Code

CATEGORIES

Value	Category	Cases	
02	Andhra Pradesh	9466	 7.3%
03	Assam	4470	 3.5%
04	Bihar	10015	 7.8%
05	Gujarat	5086	 3.9%
06	Haryana	1830	 1.4%
07	Himachal Pradesh	2313	 1.8%
08	Jammu & Kashmir	4711	 3.6%
09	Karnataka	5571	 4.3%
10	Kerala	4794	 3.7%
11	Madhya Pradesh	9259	 7.2%
12	Maharashtra	11243	 8.7%
13	Manipur	1891	 1.5%
14	Meghalaya	1730	 1.3%
15	Nagaland	300	 0.2%
16	Orissa	4650	 3.6%
17	Punjab	4597	 3.6%
18	Rajasthan	5409	 4.2%
19	Sikkim	640	 0.5%
20	Tamil Nadu	8818	 6.8%
21	Tripura	1887	 1.5%
22	Uttar Pradesh	15108	 11.7%
23	West Bengal	8474	 6.6%
24	A & N Islands	1120	 0.9%

25	Arunachal Pradesh	1152	■ 0.9%
26	Chandigarh	240	▮ 0.2%
27	Dadra & Nagar Haveli	320	▮ 0.2%
28	Delhi	1207	■ 0.9%
29	Goa	529	▮ 0.4%
30	Lakshdweep	280	▮ 0.2%
31	Mizoram	1554	■ 1.2%
32	Pondicherry	530	▮ 0.4%

Warning: these figures indicate the number of cases found in the data file. They cannot be interpreted as summary statistics of the population of interest.

INTERVIEWER INSTRUCTIONS

State to which the sample village/block belongs to will be recorded here as per the code list