

Region (Region)

File: Block-1-3-Household-records

Overview








Type: Discrete Valid cases: 120921
Format: character Invalid: 0
Width: 1

Questions and instructions

LITERAL QUESTION

Region code?

CATEGORIES

| Value | Category | Cases | |
|-------|----------|-------|--|
| 1 | Region-1 | 40958 |  33.9% |
| 2 | Region-2 | 34059 |  28.2% |
| 3 | Region-3 | 23314 |  19.3% |
| 4 | Region-4 | 15362 |  12.7% |
| 5 | Region-5 | 5128 |  4.2% |
| 6 | Region-6 | 1480 |  1.2% |
| 7 | Region-7 | 620 |  0.5% |

Warning: these figures indicate the number of cases found in the data file. They cannot be interpreted as summary statistics of the population of interest.

INTERVIEWER INSTRUCTIONS

Code this item as per code list