

State (State)

File: Blocks 1,3_Household Characteristics

Overview
























Type: Discrete Valid cases: 51891
Format: character Invalid: 0
Width: 2



Questions and instructions

LITERAL QUESTION

State

CATEGORIES

Value	Category	Cases	
02	Andhra Pradesh	3680	 7.1%
03	Arunachal Pradesh	297	 0.6%
04	Assam	1474	 2.8%
05	Bihar	3846	 7.4%
06	Goa	128	 0.2%
07	Gujarat	2357	 4.5%
08	Haryana	1232	 2.4%
09	Himachal Pradesh	462	 0.9%
10	Jammu & Kashmir	327	 0.6%
11	Karnataka	2746	 5.3%
12	Kerala	1996	 3.8%
13	Madhya Pradesh	3871	 7.5%
14	Maharashtra	4602	 8.9%
15	Manipur	260	 0.5%
16	Meghalaya	252	 0.5%
17	Mizoram	160	 0.3%
18	Nagaland	284	 0.5%
19	Orissa	2523	 4.9%
20	Punjab	1791	 3.5%
21	Rajasthan	2704	 5.2%
22	Sikkim	160	 0.3%
23	Tamil Nadu	4324	 8.3%
24	Tripura	215	 0.4%

25	Uttar Pradesh	7394	 14.2%
26	West Bengal	3522	 6.8%
27	A & N Islands	96	0.2%
28	Chandigarh	128	0.2%
29	Dadra & Nagar Haveli	64	0.1%
30	Daman & Diu	96	0.2%
31	Delhi	688	■ 1.3%
32	Lakshdweep	56	0.1%
33	Pondicherry	156	0.3%

Warning: these figures indicate the number of cases found in the data file. They cannot be interpreted as summary statistics of the population of interest.

Imputation and Derivation

DERIVATION

This variable has been derived from the variable "State Region" to enable the users to easily access state wise data.