

State (State)

File: Blocks 1,3_Household Characteristics

Overview
























Type: Discrete Valid cases: 53224
Format: character Invalid: 0
Width: 2

Questions and instructions

LITERAL QUESTION

State

CATEGORIES

Value	Category	Cases	
02	Andhra Pradesh	3902	 7.3%
03	Arunachal Pradesh	583	 1.1%
04	Assam	1876	 3.5%
05	Bihar	4139	 7.8%
06	Goa	216	 0.4%
07	Gujarat	2152	 4.0%
08	Haryana	826	 1.6%
09	Himachal Pradesh	1077	 2.0%
10	Jammu & Kashmir	596	 1.1%
11	Karnataka	2284	 4.3%
12	Kerala	2176	 4.1%
13	Madhya Pradesh	3737	 7.0%
14	Maharashtra	4045	 7.6%
15	Manipur	752	 1.4%
16	Meghalaya	754	 1.4%
17	Mizoram	688	 1.3%
18	Nagaland	600	 1.1%
19	Orissa	1987	 3.7%
20	Punjab	1835	 3.4%
21	Rajasthan	2285	 4.3%
22	Sikkim	619	 1.2%
23	Tamil Nadu	3974	 7.5%
24	Tripura	922	 1.7%

25	Uttar Pradesh	6146	11.5%
26	West Bengal	3597	6.8%
27	A & N Islands	476	0.9%
28	Chandigarh	96	0.2%
29	Dadra & Nagar Haveli	96	0.2%
30	Daman & Diu	64	0.1%
31	Delhi	564	1.1%
32	Lakshdweep	64	0.1%
33	Pondicherry	96	0.2%

Warning: these figures indicate the number of cases found in the data file. They cannot be interpreted as summary statistics of the population of interest.

Imputation and Derivation

DERIVATION

This variable has been derived from the variable "State Region" to enable the users to easily access state wise data.