

Consumption of Some Important  
Commodities in India

NSS 50th Round  
1993-94



National Sample Survey Organisation  
Department Of Statistics  
Government Of India

March 1997

# **Consumption of Some Important Commodities in India**

NSS 50th Round 1993-94

National Sample Survey Organisation  
Department Of Statistics  
Government Of India

March 1997

## **PREFACE**

*The National Sample Survey Organisation (NSSO) has been carrying out all-India surveys quinquennially on consumer expenditure and employment & unemployment. The fifth quinquennial survey on the subject was undertaken in the 50th round of NSS (July 1993 - June 1994). The present report is the fourth in the series of reports through which the results on consumer expenditure survey are being released.*

*The report contains detailed tables giving estimates of monthly per capita consumer expenditure on more than 90 different items of consumption, along with the estimated proportions of households consuming each item during the last 30 days for rural and urban areas of each State and Union Territory of India. The items include 58 items of food and fuel, 10 items of clothing and footwear, and 6 items of educational & medical expenses.*

*The report also contains details of consumption pattern of different fractile groups of population for different States formed on the basis of household monthly per capita expenditure (MPCE), and estimates of MPCE built up using a reference period of one year instead of one month for selected commodity groups.*

*Chapter 1 of the report introduces the subject. Chapter 2 deals with note on the sample design and estimation procedure of the survey. Chapter 3 sets out the relevant concepts and definitions. Chapter 4 discusses per capita expenditure estimates of important items of consumption. Chapter 5 deals with the variation of consumption pattern over fractile groups, and the effect of different reference periods on consumption estimates has been discussed in Chapter 6.*

*The field work of the survey was done by the Field Operations Division; data processing work was handled, as usual, by the Data Processing Division and the Survey Design and Research Division was responsible for preparing this report. I am thankful to the members of the Governing Council particularly for taking pains to go through the draft report and offer their comments, which proved very helpful in improving the report. I am also thankful to the heads of various Divisions of the NSSO, who got the tasks assigned to their Divisions accomplished very efficiently.*

*New Delhi  
March 1997*

*P.R. Dongre  
Chief Executive Officer  
National Sample Survey Organisation*

## Highlights

Consumption of *atta* (wheat flour) by the average rural Indian was 4.13 kg per month in 1993-94. This represents a fall of about 350 gm - more than 10 gm per day - since 1987-88.

Per capita consumption of rice in 1993-94 was 6.8 kg per month in rural India and 5.1 kg per month in urban India.

Consumption of milk per person has risen by about 600-700 ml per month between 1987-88 and 1993-94. In 1993-94 it remained under 4 litres per month in rural areas and under 5 litres per month in urban. Consumption levels in the northern and north-western states were much higher than this. One-third of all rural households and one-fifth of all urban households reported zero consumption of milk during the last 30 days.

Consumption of edible oil per person was 370 gm per month (330 gm in 1987-88) in rural India and 560 gm (540 gm in 1987-88) in urban India. The shares of groundnut oil and mustard oil in total edible oil consumption show a definite increase since 1987-88. Per capita consumption of groundnut oil has increased by as much as 33% in both rural and urban areas.

Consumption of meat per person has remained unchanged since 1987-88

at about 80 gm per month in rural areas and about 140-150 gm per month in urban areas. The average urban Indian consumed less than 2 eggs per month in 1993-94, and the average rural Indian, less than 1.

The percentage of households containing at least one *bidi* smoker has declined from 47% to 45% for rural areas and from 31% to 27% in urban areas between 1987-88 and 1993-94. The percentage of urban households containing at least one cigarette smoker has declined from 13% to 11% but the rural figure remains unchanged at 4%.

Electricity consumption per person has risen from 1.3 units (kwh) per month to 2.3 units in rural areas and from 7.2 units to 9.7 units in urban areas. The percentage of LPG-using households has risen in urban areas from 18% to 30%.

In rural areas, home produce accounted for 74% of consumption of milk, 38% of consumption of rice, 30% of consumption of eggs, and 44% of consumption of coconuts in 1993-94.

The average urban household in India spent about Rs 20 per person per month (4-4.5% of all consumption expenditure) on each of the three heads - "medical", "education", and "conveyance". Rural households spent Rs 7 (2.5% of overall consumption

expenditure) per person on conveyance and only Rs 4 per person on education, but medical expenses formed a larger share (5%) of their consumption expenditure. Rs 13 per person was spent per month on toilet articles in urban areas and Rs 7 in rural areas.

**M**onthly expenditure on telephone charges (excluding deposit for getting telephone connection) in urban areas, which was less than Rs 0.51 in 1987-88, has exceeded Rs 2 in 1993-94. Per capita household consumer expenditure on petrol (for own vehicle) has increased from about Rs 2.10 to Rs 7.35 per month in urban areas since 1987-88. Per capita expenditure on tuition fees in urban areas has risen from Rs 2.84 per month in 1987-88 to Rs 8.12 in 1993-94.

**C**inema/theatre expenditure was reported by only 30% of urban households in 1993-94 compared to 46.5% in 1987-88 - a drop of over 16 percentage points.

**R**anking the population of rural India by per capita household consumer expenditure, the average monthly per capita consumer expenditure of the bottom 5% of rural population was Rs 101 and that of the top 5% was Rs 875. For the urban population, average spending per month was Rs 133 per person for the bottom 5% and Rs 1626 for the top 5%.

# Contents

|                   |   |                  |
|-------------------|---|------------------|
| .....             | <b>List of tables</b>   |                  |
| <b>Chapter 1</b>  | <b>Introduction</b>   | <b>1</b>         |
| <b>Chapter 2</b>  | <b>Sample Design</b>  | <b>4</b>         |
| <b>Chapter 3</b>  | <b>Concepts &amp; Definitions</b>   | <b>11</b>        |
| <b>Chapter 4</b>  | <b>Per capita consumption of individual items : for states, union territories and the country</b> | <b>17</b>        |
| <b>Chapter 5</b>  | <b>Consumption level and pattern of different fractile groups</b>                                 | <b>28</b>        |
| <b>Chapter 6</b>  | <b>Alternative estimates of expenditure with month and year as reference periods</b>              | <b>30</b>        |
| <b>Appendix A</b> | <b>All-India Tables</b>   | <b>A1 - A21</b>  |
| <b>Appendix B</b> | <b>State Tables</b>   | <b>B1 - B242</b> |

## **Appendix A**

### **All-India Tables**

## **Appendix B**

### **State Tables**



## **List of tables**

*Appendix A contains detailed tables at the national level. Appendix B gives state-level tables. Unless otherwise mentioned, all tables give separate estimates for rural and urban areas. State-level tables give estimates for each state and union territory, except for Tables (6), (7), (8) and (9), which cover only the 15 'major' states: Andhra Pradesh, Assam, Bihar, Gujarat, Haryana, Karnataka, Kerala, Madhya Pradesh, Maharashtra, Orissa, Punjab, Rajasthan, Tamil Nadu, Uttar Pradesh and West Bengal.*

### **Appendix A: All-India Tables**

|           |   |     |
|-----------|---|-----|
| Table (1) | Quantity and value of cash purchase, consumption out of home-grown stock, and total consumption of different items of food, pan, tobacco, intoxicants and fuel & light per person for a period of 30 days | A1  |
| Table (2) | Quantity and value of cash purchase, consumption out of home-produced stock, and total consumption of different items of clothing per person for a period of 30 days                                      | A9  |
| Table (3) | Quantity and value of cash purchase, consumption out of home-produced stock, and total consumption of different items of footwear per person for a period of 30 days                                      | A10 |
| Table (4) | Expenditure in cash/cash & kind on different items of miscellaneous goods and services per person for a period of 30 days   | A11 |
| Table (5) | Expenditure in cash/cash & kind on different items of educational and medical goods and services per person for a period of 30 days   | A13 |
| Table (6) | Expenditure on items of educational, medical and miscellaneous goods and services per person for a period of 30 days for each monthly per capita expenditure class  | A14 |
| Table (7) | Per 1000 distribution of households, persons and consumer units, no. of adult males, adult females, children, total persons and total consumer units per 1000 households for each fractile group          | A16 |
| Table (8) | Value of consumption of broad groups of food & non-food items per person for a period of 30 days for each fractile group  | A18 |
| Table (9) | Per 1000 distribution of households by adjusted (considering annual expenditure) MPCE class for each unadjusted MPCE class  | A20 |

### **Appendix B: State Tables**

|           |  |    |
|-----------|--|----|
| Table (1) | Quantity and value of cash purchase, consumption out of home-grown stock, and total consumption of different items | B1 |
|-----------|--|----|

|           |  |      |
|-----------|--|------|
|           | of food, pan, tobacco, intoxicants and fuel & light per person for a period of 30 days   |      |
| Table (2) | Quantity and value of cash purchase, consumption out of home-produced stock, and total consumption of different items of clothing per person for a period of 30 days                             | B129 |
| Table (3) | Quantity and value of cash purchase, consumption out of home-produced stock, and total consumption of different items of footwear per person for a period of 30 days                             | B140 |
| Table (4) | Expenditure in cash/cash & kind on different items of miscellaneous goods and services per person for a period of 30 days  | B146 |
| Table (5) | Expenditure in cash/cash & kind on different items of educational and medical goods and services per person for a period of 30 days  | B168 |
| Table (6) | Expenditure on items of educational, medical and miscellaneous goods and services per person for a period of 30 days for each monthly per capita expenditure class                               | B180 |
| Table (7) | Per 1000 distribution of households, persons and consumer units, no. of adult males, adult females, children, total persons and total consumer units per 1000 households for each fractile group | B196 |
| Table (8) | Value of consumption of broad groups of food & non-food items per person for a period of 30 days for each fractile group   | B206 |
| Table (9) | Per 1000 distribution of households by adjusted (considering annual expenditure) MPCE class for each unadjusted MPCE class   | B222 |
| Table 10A | Monthly per capita expenditure on clothing using 'last month' and 'last year' reference periods  | B238 |
| Table 10B | Monthly per capita expenditure on footwear using 'last month' and 'last year' reference periods  | B239 |
| Table 10C | Monthly per capita medical expenditure (institutional) using 'last month' and 'last year' reference periods  | B240 |
| Table 10D | Monthly per capita expenditure on education using 'last month' and 'last year' reference periods   | B241 |
| Table 10E | Monthly per capita expenditure on durable goods using 'last month' and 'last year' reference periods   | B242 |

#### Text Tables

|          |  |    |
|----------|--|----|
| Table T0 | Number of villages/blocks allotted and surveyed and number of sample households and persons surveyed | 10 |
| Table T1 | Quantity of consumption of selected commodities in 30 days   | 18 |
| Table T2 | Monthly per capita consumption of cereals, 1987-88 and 1993-94                                       | 19 |

|          |   |    |
|----------|---|----|
| Table T3 | Edible oil (gm) consumed per person in 30 days  | 19 |
| Table T4 | Consumption of important fruits and nuts  | 20 |
| Table T5 | Consumption of pan, bidis and cigarettes  | 21 |
| Table T6 | Share of home-produced component in total consumption:<br>selected items (RURAL)                          | 22 |
| Table T7 | Per capita expenditure over a period of 30 days on some<br>important heads of “miscellaneous” expenditure | 25 |
| Table T8 | Change of MPCE class as a result of using “year” data instead<br>of “month” in computation of MPCE        | 31 |
| Table T9 | All-India MPCE distributions before and after adjustment<br>using “yearly” data                           | 33 |

# Chapter 1

## Introduction

1.0 The fifth quinquennial NSS survey of consumer expenditure and employment was conducted in 1993-94 as the principal enquiry of the 50th "round" of NSS. The household consumer expenditure schedule was canvassed in 115354 households located in 6951 villages and 4650 urban blocks. Through this schedule, data was collected on quantity and value of household consumption of different goods and services, using a reference period of "last 30 days" preceding the date of survey. This report is the fourth of a series of reports through which the findings of the consumer expenditure survey are being released.

1.1 **Background :** It was originally the practice to collect data on household consumer expenditure in every round of NSS, starting from the very first round (1950-51). From 1972-73, according to a decision of the Governing Council of NSSO, the consumer expenditure survey became a quinquennial feature. It was also integrated with the employment and unemployment survey in the sense that a common sample of households was subjected to both the enquiries. An annual series of smaller-scale consumer expenditure surveys was again launched from the 42nd round (1986- 87) to fill the data gaps which planners and researchers had begun to feel. It is the larger-scale quinquennial surveys, however, which are expected to be most useful for the study of trends in the level of consumer expenditure and of the emergence of new spending patterns. The five quinquennial surveys of consumer expenditure have been those of the 27th, 32nd, 38th, 43rd and 50th rounds of NSS. They relate, respectively, to the years 1972-73, 1977-78, 1983, 1987-88 and 1993-94.

1.2 The National Sample Survey was set up in 1950, with the idea of having a permanent survey organisation to collect data on various facets of the economy through nationwide sample surveys in order to assist in socio-economic planning and policy making. The NSS is a continuing survey in the sense that it is carried out in the form of successive "rounds", each round usually of a year's duration covering several topics of current interest in a specific survey period. At present each NSS round reaches, at the all-India level, about 12,000 to 14,000 villages and blocks in the Central sample (covered by the Central agency NSSO) and an independent sample of about 14,000 to 16,000 villages and blocks in the State sample (covered by the Governments of various states and union territories). The entire area of the country - rural and urban - is covered, with the exception of some interior areas of Nagaland and Andaman & Nicobar Islands, and Ladakh and Kargil districts of Jammu & Kashmir. In the 50th round, certain other districts of Jammu & Kashmir, viz. Doda, Anantnag, Pulwama, Srinagar, Badgam, Baramula and Kupwara, and Punjab's Amritsar district, had to be excluded from the survey due to unfavourable field conditions.

1.3 The household consumer expenditure schedule used for the survey collected information on quantity and value of household consumption with a reference period of last 30 days preceding the

date of interview. To minimise recall errors, a very detailed item classification was, as usual, adopted to collect information, including 190 items of food, 25 items of clothing and footwear, 20 items of educational and medical expenses, 66 items of durable goods, and about 111 other items. For items of clothing, footwear, and durable goods, on which consumption expenditure by individual households varies widely from month to month, data with a reference period of "last 365 days" was also collected. The indicator of overall living standards of the household called MPCE (monthly per capita expenditure) was built up using "last 30 days" data for all goods and services. The schedule also collected some other household particulars including age, sex and educational level of each household member.

1.4 The first main report (NSS report no.402) on consumer expenditure based on the 50th round survey released information on (a) distribution of households and persons over MPCE classes for each state/u.t. and all-India (b) averages (state/u.t. and all-India) of MPCE (c) break-up of these average values by important heads of consumption (d) break-ups of both quantity and value of per capita consumption of cereals and pulses by cereal/pulse type. All average values were provided not only for the population as a whole but for 12 different segments of population demarcated by MPCE level.

1.5 In report no.402, consumption expenditure break-up by 20 broad groups of items of consumption were given, the groups being: cereals; gram; cereal substitutes; pulses and pulse products; milk and milk products; edible oil; meat, fish and egg; vegetables; fruits(fresh); fruits(dry); sugar; salt; spices; beverages and processed food; *pan*, tobacco & intoxicants; fuel & light; clothing; footwear; miscellaneous goods & services; and durable goods.

1.6 **Contents of the present report** : In the present report an attempt has been made to study consumption patterns in greater detail, using the item classification adopted in the household consumer expenditure schedule. Per capita expenditure estimates are presented here (Chapter 4) for more than 90 different items of consumption, along with the estimated proportions of households consuming each item during the last 30 days. These include 61 items of food (including *pan*, tobacco, etc.) and fuel, 10 items of clothing and footwear, 6 items of educational and medical expenses, and 14 items of other miscellaneous expenditure. For food, fuel, clothing and footwear, estimates of per capita quantity of consumption are also provided. For these detail items estimates are not, however, generated separately for different MPCE classes of the population as such estimates would be subject to much wider margins of sampling error.

1.7 The MPCE classes used in tabulation of 50th round consumption data (see NSS report no. 402) correspond to fractile groups of the all-India population; for instance, the lowest MPCE class represents the range of MPCE in which the bottom 5% (ranked by MPCE) of the Indian population is estimated to lie. The all-India tables may therefore be used to provide ready answers to questions such as "What is the average cereal consumption of the poorest 5% of the rural population of India?" However, if one substitutes "Haryana" or "Bihar" for "India" the question becomes more difficult to answer, because the fractiles of the MPCE distribution of, say, Haryana, are not the same as those of the all-India distribution. Thus the lowest MPCE class Rs. 0-120 which is estimated to contain the poorest 5% of the rural population of India, contains only 1.1% of the population of rural

Haryana, and as much as 8.1% of the population of rural Bihar (NSS report nos. 401,402). The problem is solved through tables showing composition of per capita expenditure for specific fractile groups of population of each state/u.t. - these can be used to study consumption patterns of various segments of the population of any state/u.t. such as the top 10%, the middle 40%, and so on, and also to make inter-state comparisons of corresponding segments. This has been done in Chapter 5.

1.8 An attempt has also been made (Chapter 6) to investigate the effect of using a reference period of 365 days instead of 30 days on estimates of consumption of clothing, footwear, educational and medical goods and services, and durable goods. The impact on the distribution of MPCE of using the "365 days" reference period for these goods and services in building up the household MPCE figure has also been explored. Apart from this, the "last 30 days" reference period has been used throughout the report, as in the earlier reports, for all goods and services.

1.9 Detailed tables at the national level are provided in Appendix A and tables at state/u.t. level in Appendix B.

# Chapter 2

## Sample design

2.0 **Sample Design** : A stratified two-stage sampling design was adopted, with census villages as first stage units (fsu's) in the rural sector and Urban Frame Survey (UFS) blocks in the urban, except for a few newly declared towns of the 1991 census, for which UFS frames were not available, and census enumeration blocks (EB's) were used as first stage units. Households formed the second stage units in both rural and urban sectors.

2.1 The survey period of one year was divided into four **sub-rounds** of three months each and equal numbers of sample villages and blocks allotted to each sub-round.

|        |   |                  |
|--------|---|------------------|
|        | 1 | July - Sept 1993 |
| sub-   | 2 | Oct - Dec 1993   |
| rounds | 3 | Jan - Mar 1994   |
|        | 4 | Apr - June 1994  |

2.2 **Sampling frame for fsu's** : In the rural sector, the sampling frame was provided sometimes by the 1981 census list of villages and sometimes by the 1991 census list of villages, depending on the sub-round (see para 2.1) and the state/union territory being surveyed, as follows.

2.2.1 In the following areas of rural India (hereafter referred to as **Group A areas**), the **1981** census lists of villages served as the sampling frame for **all 4 sub-rounds** :

Jammu & Kashmir - where the 1991 census was not conducted.

Agra district of U.P. and Durg, Sagar and Morena districts of M.P. - for which the available information for 1991 was incomplete.

2.2.2 In the following areas of rural India (hereafter referred to as **Group B areas**), the **1991** census lists of villages served as the sampling frame for **all 4 sub-rounds** :

Andhra Pradesh, Assam, Kerala, Orissa, W.Bengal & Chandigarh.

U.P. and M.P. (excepting Group A areas).

2.2.3 In the remaining states/u.t.'s of rural India (hereafter referred to as **Group C areas**), the **1981** census lists of villages were used as sampling frame for **sub-round 1** and the **1991** census lists used for **sub-rounds 2 to 4** in order to make use of the latest available information in the sample selection process.

2.2.4 For Nagaland, the villages situated within 5 km of a bus route constituted the sampling frame. For the Andaman & Nicobar Islands, the villages which remain inaccessible throughout the year were, as usual, excluded from the sampling frame.

2.2.5 In the urban sector, the lists of NSS Urban Frame Survey (UFS) blocks were the sampling frames used in most cases. However, 1991 census house listing enumeration blocks were considered as the sampling units for some of the newly declared towns of the 1991 population census, for which UFS frames were not available.

2.3 **Stratification** : As usual, each state/union territory (u.t.) was divided into one or more agro-economic regions by grouping contiguous districts which are similar with respect to population density and crop pattern. In Gujarat, however, some districts were sub-divided for the purpose of region formation on the basis of location of dry areas and the distribution of tribal population in the state. The total number of regions formed in the whole of India was 78.

2.3.1 In the rural sector, within each region, each district normally formed a separate stratum. However, if the census population of the district according to the sampling frame used exceeded 1.8 million / 2 million (depending on whether 1981 or 1991 census frame was used), the district was split into two or more strata by grouping contiguous tehsils. In Gujarat, however, in the case of districts extending over more than one region, the portion of a district falling in each region constituted a separate stratum even if the rural population of the district as a whole was less than 1.8 million / 2 million.

2.3.2 In the urban sector, strata were formed, again within NSS regions, on the basis of town population. In order to be able to allocate a larger proportion of the sample to the affluent section of society and thus improve the precision of the overall estimate of consumer expenditure, the usual first-stage stratification procedure was modified as follows. Urban blocks in towns with census population 400,000 or more were placed in different strata depending on whether they belonged to the "affluent" area of the town or not - the information on affluent areas being supplied by the regional/sub-regional field offices of NSSO. Full details of urban stratification are given below.

| stratum | composition   |
|---------|---|
| 1       | towns with population less than 50,000                                    |
| 2       | towns with population 50,000 - 199,999                                    |
| 3       | towns with population 200,000 - 399,999                                   |
| 4       | towns with population 400,000 - 999,999<br>- affluent areas               |
| 5       | towns with population 400,000 - 999,999<br>- other areas                  |
| 6       | a single city (if any) with population 1 million or more : affluent areas |
| 7       | a single city (if any) with population 1 million or more : other areas    |
| 8       | another city (if any) with population 1 million or more : affluent areas  |
| 9       | another city (if any) with population 1 million or more : other areas     |



2.4 Following usual NSS practice, the sample of villages and blocks in which the enquiry was carried out was drawn in the form of two independent **sub-samples**. Either of these sub-samples could be used to generate a valid set of estimates which might be regarded as the provisional results of the survey until such time as the final results, based on the entire sample, were available.

2.5 **Allocation of sample:** The first-stage sample size for any state/union territory of India was determined on the basis of its investigator strength and the expected workload per investigator. This sample was first allotted to the rural and urban sectors in consideration of the relative sizes of the rural and urban population with double weightage to the urban sector.

2.5.1 Within the **urban** sector of a state/u.t., allocation of the sample to the different urban strata was done in proportion to stratum population with double weightage to affluent strata - that is, strata 4,6 & 8 (see para 2.3.2). Stratum level allocations were adjusted to multiples of 8 as far as possible so as to have equal allocations for each sub-sample-sub-round combination.

2.5.2 Within the **rural** sector of a state/u.t., allocation of the sample to the different rural strata was done as follows.

2.5.3 For Group B areas (see para 2.2), the state/u.t. level rural sample was allocated to the different rural strata in proportion to 1991 census population. For other areas (Group A and Group C), allocation was initially made on the basis of 1981 census population. Stratum level allocations were adjusted to multiples of 8 as far as possible so as to have equal allocations for each sub-sample-sub-round combination.

2.5.4 However, for Group C areas, the original allocations for sub-rounds 2 to 4 were revised as follows. The total state/u.t. level allocation for sub-rounds 2 to 4 combined - 75% of the total as 25% had gone to sub-round 1 - was re-allocated to the rural strata in proportion to stratum population as per **1991** census. Stratum level allocations were adjusted to multiples of 6 as far as possible so as to have equal allocations for the remaining sub-sample-sub-round combinations.

2.6 **Selection of fsu's :** Sample villages - except in Arunachal Pradesh - were selected by PPS circular systematic sampling (with population as the size variable) from the appropriate sampling frame as explained in para 2.2, in the form of two independent **sub-samples**. Sample blocks were selected by ordinary (equal probability) circular systematic sampling, also in the form of two independent sub-samples.

2.6.1 In Arunachal Pradesh the sample of villages was drawn by a cluster sampling procedure. The field staff were supplied with a list of sample "nucleus" villages and were advised to select clusters of villages - building up each cluster around a nucleus village - according to prescribed guidelines. The nucleus villages were selected circular systematically with equal probability, in the form of two independent sub-samples.

**2.7 Selection of hamlet-groups/sub-blocks** : To reduce workload the following procedure was adopted in drawing up the second- stage sampling frame. Larger sample villages and blocks were divided - according to usual NSS practice - into a suitable number of "hamlet-groups"/"sub-blocks" of roughly equal population content : the second-stage sampling frame was constituted of the households belonging to only two of these hamlet-groups, selected circular systematically, in case of sample villages, and one randomly selected sub-block in case of sample blocks (instead of the whole village/block). No hamlet- group formation was, however, done in Arunachal Pradesh. In Kerala, practical difficulties arose in hamlet-group formation during sub-round 1. These were resolved by selecting, instead of two hamlet-groups, two EB's from the constituent EB's of large villages.

**2.8 Selection of households** : The affluent classes of society have expenditure levels spread over a very wide section of the consumer expenditure range. As a result, the contribution of these classes to the sampling error of a consumer expenditure survey is large compared to that of an equal-sized chunk of population belonging to the more homogeneous "middle classes" (say). To improve the efficiency of consumer expenditure estimates, it was decided that the second-stage sampling frames ought to be stratified in such a way as to be able to allocate a larger proportion of the sample to the affluent sections of the population wherever they could be located.

**2.8.1 Rural** : In sample villages, households in the second-stage sampling frame were divided into two strata as follows. Households - if any - exhibiting signs of affluence such as the possession of any of a specified list of assets including land in excess of a certain specified area, or a member holding a good salaried job or belonging to a paying profession such as that of a doctor or advocate, were designated "affluent households" and the top 10 such households (subject to availability) placed in stratum 1. The remaining households formed second-stage stratum 2. **Two** households were selected circular systematically from second-stage stratum 1. From second-stage stratum 2, **eight** households were selected circular systematically after arranging the households in the stratum by "means of livelihood" ; this meant that households "self-employed in agriculture" were placed first, followed by "rural labour" households, and then the "others". Further, the households under "others" were arranged in five different land-possessed classes to ensure spread of the sample over households of different economic statuses.

**2.8.2 Urban** : In sample blocks, households with monthly per capita consumer expenditure (as reported at the time of household listing) Rs. 1200 or more (Rs. 1500 or more in towns with population one million and above) were placed in second-stage stratum 1 and the rest in second-stage stratum 2. In sample blocks belonging to first-stage strata 4,6 & 8 (affluent areas of towns with population 4 lakhs or more), as many as **four** sample households were selected for survey from second-stage stratum 1 and **six** from second-stage stratum 2. In all strata other than those numbered 4,6 & 8, **two** sample households were selected from second-stage stratum 1 and **eight** from second-stage stratum 2. In each case the sample of households, for each second-stage stratum, was drawn circular systematically with a random start. The households in second-stage stratum 2 were, prior to sample selection, placed in eight different groups and the different groups of households placed one after another in a specified order to ensure spread of the sample over the

different groups. The grouping was done on considerations of means of livelihood (self-employed / regular wage or salary earning / casual labour / others) and household monthly per capita consumer expenditure.

**2.9 Sample size :** The survey covered, in all, 115354 households spread over 11601 sample villages/blocks. The number of sample villages and blocks allotted and surveyed, and the number of sample households and persons surveyed, are given for different state/u.t.'s and all-India in Table T0, separately for rural and urban sectors.

$$\bar{Y} = \sum_s \frac{1}{n_s} \sum_i \frac{P_{si} D_{si}^*}{P_{si}} \sum_{t=1}^2 \frac{H_{sit}}{h_{sit}} \sum_{j=1}^{h_{sit}} y_{sitj}$$

## 2.10 Estimation Procedure

$$\bar{Y} = \sum_s \frac{1}{n_s} \sum_{i=1}^{n_s} N_{si} \sum_{t=1}^2 \frac{H_{sit}}{h_{sit}} \sum_{j=1}^{h_{sit}} y_{sitj}$$

**2.10.1 Estimation of aggregates at sub-sample level :** Aggregates are first estimated at sub-sample level according to the following estimation formulae, where  $\bar{Y}$  denotes the estimate - based

$$\bar{Y} = \sum_s \frac{N_s}{n_s} \sum_{i=1}^{n_s} D_{si} \sum_{t=1}^2 \frac{H_{sit}}{h_{sit}} \sum_{j=1}^{h_{sit}} y_{sitj}$$

on one sub-sample - of the aggregate of a given characteristic Y for a sector of a state/u.t.

For the rural sector of a state/u.t. other than Arunachal Pradesh,

For the rural sector of Arunachal Pradesh,

For the urban sector of a state/u.t.,

where

- y : observed value of the same characteristic in a sample household
- s : stratum suffix
- t : second-stage stratum suffix
- i : sample village/block suffix
- j : sample household suffix
- D : number of hamlet-groups/sub-blocks formed in the surveyed village/block
- H : number of households listed in the second-stage sampling frame
- h : number of sample households surveyed

- $p$  : population of sample village as in the sampling frame  
 $N$  : for the urban sector, number of blocks in the sampling frame  
 $n$  : number of sample villages/blocks surveyed in this sub-sample  
 $P_{si}$  : population of the  $s$ -th stratum as per frame used in the selection of  $i$ -th sample village of the stratum  
 $N_{si}$  : for Arunachal Pradesh, number of sample villages in the sampling frame for  $s$ -th stratum which was used in selection of  $i$ -th sample village of the stratum  
 $D^*$  : equals 1, if  $D = 1$   
           equals  $D/2$  if  $D > 1$

$$\bar{R} = \frac{\bar{Y}}{\bar{X}}$$

2.10.2 **Estimation of aggregates for the combined sample (pooling sub-samples)** : The combined sample estimate of an aggregate is obtained as the simple average of the corresponding sub-sample estimates.

2.10.3 **Estimates of ratios** : The estimate of a ratio of the form  $R = Y/X$ , where  $Y$  and  $X$  are the population aggregates of two characters, is obtained as

where  $\bar{Y}$  and  $\bar{X}$  are estimates of  $Y$  and  $X$  obtained according to the procedure laid down in paras 2.10.1 and 2.10.2. Examples of ratio estimates are rates and percentages.

TABLE 0: NUMBER OF VILLAGES/BLOCKS ALLOTTED AND SURVEYED AND NUMBER OF SAMPLE HOUSEHOLDS AND PERSONS SURVEYED

| state/u.t.     | no.of villages |               | no.of blocks  |               | no.of surveyed |       |         |        |
|----------------|----------------|---------------|---------------|---------------|----------------|-------|---------|--------|
|                | allot-<br>ted  | sur-<br>veyed | allot-<br>ted | sur-<br>veyed | households     |       | persons |        |
|                |                |               |               |               | rural          | urban | rural   | urban  |
| (1)            | (2)            | (3)           | (4)           | (5)           | (6)            | (7)   | (8)     | (9)    |
| Andhra Pr.     | 496            | 492           | 368           | 365           | 4908           | 3644  | 21408   | 15912  |
| Arunachal Pr.  | 120*           | 120           | 24            | 24            | 1065           | 239   | 5135    | 838    |
| Assam          | 344            | 320           | 88            | 88            | 3199           | 880   | 16714   | 3789   |
| Bihar          | 704            | 699           | 216           | 216           | 6979           | 2155  | 36567   | 10599  |
| Goa            | 16             | 15            | 24            | 22            | 146            | 213   | 644     | 847    |
| Gujarat        | 224            | 223           | 240           | 238           | 2219           | 2372  | 11846   | 10953  |
| Haryana        | 104            | 104           | 72            | 70            | 1040           | 697   | 6119    | 3123   |
| Himachal Pr.   | 192            | 189           | 40            | 40            | 1875           | 400   | 9811    | 1472   |
| J & K          | 264            | 82            | 168           | 53            | 820            | 528   | 4624    | 2549   |
| Karnataka      | 264            | 263           | 248           | 247           | 2617           | 2469  | 14172   | 11497  |
| Kerala         | 256            | 256           | 184           | 183           | 2555           | 1830  | 11832   | 8181   |
| M.P.           | 544            | 533           | 328           | 325           | 5313           | 3233  | 28789   | 15904  |
| Maharashtra    | 448            | 445           | 560           | 557           | 4440           | 5528  | 22076   | 24244  |
| Manipur        | 104            | 100           | 72            | 70            | 1000           | 699   | 5465    | 3699   |
| Meghalaya      | 112            | 112           | 48            | 48            | 1117           | 478   | 5076    | 1890   |
| Mizoram        | 48             | 47            | 96            | 96            | 470            | 957   | 2350    | 4365   |
| Nagaland       | 48             | 46            | 24            | 24            | 460            | 240   | 2532    | 1172   |
| Orissa         | 336            | 335           | 104           | 104           | 3338           | 1037  | 16670   | 4533   |
| Punjab         | 224            | 205           | 200           | 196           | 2046           | 1947  | 11144   | 8765   |
| Rajasthan      | 312            | 312           | 184           | 184           | 3097           | 1799  | 16851   | 8447   |
| Sikkim         | 48             | 48            | 16            | 16            | 480            | 160   | 2064    | 571    |
| Tamil Nadu     | 392            | 391           | 408           | 407           | 3901           | 4042  | 16242   | 16373  |
| Tripura        | 176            | 153           | 56            | 56            | 1530           | 560   | 6972    | 2321   |
| U.P.           | 904            | 902           | 448           | 448           | 9010           | 4451  | 52161   | 23111  |
| West Bengal    | 448            | 448           | 336           | 335           | 4480           | 3338  | 23473   | 13517  |
| A. & N. Is.    | 56             | 50            | 40            | 40            | 500            | 399   | 2656    | 1505   |
| Chandigarh     | 8              | 8             | 16            | 15            | 80             | 150   | 337     | 537    |
| D. & N. Haveli | 24             | 24            | 8             | 8             | 240            | 78    | 1201    | 334    |
| Daman & Diu    | 8              | 8             | 8             | 8             | 80             | 80    | 398     | 347    |
| Delhi          | 8              | 7             | 112           | 111           | 61             | 985   | 244     | 4046   |
| Lakshadweep    | 8              | 7             | 24            | 24            | 70             | 240   | 391     | 1342   |
| Pondicherry    | 8              | 7             | 32            | 32            | 70             | 320   | 325     | 1465   |
| all-India      | 7248           | 6951          | 4792          | 4650          | 69206          | 46148 | 356289  | 208248 |

\* 26 nucleus villages.

# Chapter 3

## Concepts and Definitions

3.1 **Household** : A group of persons normally living together and taking food from a common kitchen constitutes a household. The word "normally" means that temporary visitors are excluded but temporary stay-aways are included. Thus a son or daughter residing in a hostel for studies is excluded from the household of his/her parents, but a resident employee or resident domestic servant or paying guest (but not just a tenant in the house) is included in the employer/host's household. "Living together" is usually given more importance than "sharing food from a common kitchen" in drawing the boundaries of a household in case the two criteria are in conflict; however, in the special case of a person taking food with his family but sleeping elsewhere (say in a shop or a different house) due to space shortage, the household formed by such a person's family members is taken to include the person also. Each inmate of a mess, hotel, boarding and lodging house, hostel, etc. is considered as a single-member household except that a family living in a hotel (say) is considered as one household only; the same applies to residential staff of such establishments.

3.2 **Household consumer expenditure** : The expenditure incurred by a household on domestic consumption during the reference period is the household's consumer expenditure. The household consumer expenditure is the total of the monetary values of consumption of various groups of items namely (i) food, pan (betel leaves), tobacco, intoxicants and fuel & light, (ii) clothing and footwear and (iii) miscellaneous goods and services and durable articles.

3.2.1 For groups (i) and (ii), the total value of consumption is derived by aggregating the monetary value of goods actually consumed during the reference period. An item of clothing and footwear would be considered to have been consumed if it is brought into maiden or first use during the reference period. The consumption may be out of (a) purchases made during the reference period or earlier; (b) home grown stock; (c) receipt in exchange of goods and services; (d) any other receipt like gift, charity, borrowing and (e) free collection. Home produce is evaluated at the ex farm or ex factory rate. For evaluating the consumption of the items of group (iii) i.e. items categorised as miscellaneous goods and services and durable articles, a different approach is followed. In this case, the expenditure made during the reference period for the purchase of goods and services is considered as consumption.

3.2.2 It is pertinent to mention here that the consumer expenditure of a household on food items relates to the actual consumption by the normal resident members of the household and also by the guests whether during ceremonies or otherwise. To avoid double counting, transfer payments like

charity, loan advance, etc. made by the household are not considered as consumption for items of groups (i) and (ii), since transfer receipts of these items have been taken into account. However, the item "cooked meals" is an exception to the rule. Meals prepared in the household kitchen and provided to the employees and/or others would automatically get included in domestic consumption of employer (payer) household. There is a practical difficulty of estimating the quantities and values of individual items used for preparing the meals served to employees or to others. Thus, to avoid double counting, cooked meals received as perquisites from employer household or as gift or charity are not recorded in the recipient household. As a general principle, cooked meals purchased from the market for consumption of the normal resident members and for guests and employees will also be recorded in the purchaser household.

3.2.3 This procedure of recording cooked meals served to others in the expenditure of the serving households only leads to bias-free estimates of average per capita consumption as well as total consumer expenditure. However, as the proportions of donors and recipients of free cooked meals are likely to vary in opposite directions over the expenditure classes, the nutritional intake derived from the consumer expenditure survey data may present a somewhat distorted picture. These derived nutrition intakes may get inflated for the rich (net donors) and somewhat understated for the poor (net recipients). This point has to be kept firmly in mind while using the NSS consumer expenditure data for any nutritional studies relating to the nutritional status of households.

3.3 **Value of consumption** : Consumption out of purchase is evaluated at the purchase price. Consumption out of home produce is evaluated at ex farm or ex factory rate. Value of consumption out of gifts, loans, free collection, and goods received in exchange of goods and services is imputed at the rate of average local retail prices prevailing during the reference period.

3.4 **Cash purchase** : The term cash purchase is used to signify that purchases for which payment is made in kind (barter purchase) are excluded. Credit purchases (where payment is to be in cash) are included even when payment is not made within the reference period. Only purchases made for domestic consumption are considered.

3.5 **Consumption out of home-grown or home-produced stock** : Home-produced or home-grown stock refers to goods produced by households in their own farm or manufacturing establishment and crop received as rent on land leased out. Produce brought from village home and consumed at urban residence is also included. Valuation excludes transport charges for carrying the commodity to the place of residence for consumption.

3.6 **Reference period** : Consumption data appearing in this report were all collected with a reference period of "last 30 days", i.e. the 30 days immediately preceding the date of survey. The reference period used for the survey, in other words, was a "moving" one, varying from household to household.

3.7 **Sector** : A word used for the rural-urban demarcation: rural and urban are the only two sectors as far as this report is concerned.

3.8 **Major states** : This refers to the following states of India: Andhra Pradesh, Assam, Bihar, Gujarat, Haryana, Karnataka, Kerala, Madhya Pradesh, Maharashtra, Orissa, Punjab, Rajasthan, Tamil Nadu, Uttar Pradesh and West Bengal.

3.9 **Household size** : The size of a household is the total number of persons in the household.

3.10 **Adult** : A person who has completed 15 years of age.

3.11 **Monthly per capita expenditure (MPCE)** : For a household, this is household consumer expenditure over a period of 30 days divided by household size. A person's MPCE is understood as that of the household to which he/she belongs.

3.12 **MPCE classes** : It is the usual practice, in NSS consumer expenditure reports, to present various estimates, including state and all-India level values of different socio-economic indicators, and distributions of households and persons over different socio-economic categories or statuses, separately for a number of classes of the population formed on the basis of MPCE. For the 50th round, 12 MPCE classes were drawn up for each sector - rural and urban - as follows. For the rural (urban) sector, the class limits were so chosen that each class, excepting the top two classes and the bottom two, approximately contained an estimated 10% of the rural (urban) population, while the remaining four classes each contained an estimated 5% of the population. Some adjustments were, however, made to keep some common class limits for the rural and urban sectors. Tabulation of results by MPCE class from the 43rd to the 49th round of NSS, incidentally, was done using MPCE classes derived in a similar way, using 43rd round MPCE data. In other words, the MPCE classification is being updated for the first time since the 43rd round. The classification used here is :

|     | <b>RURAL</b><br>(Rs.) | <b>URBAN</b><br>(Rs.) |
|-----|-----------------------|-----------------------|
| 1.  | below 120             | below 160             |
| 2.  | 120 - 140             | 160 - 190             |
| 3.  | 140 - 165             | 190 - 230             |
| 4.  | 165 - 190             | 230 - 265             |
| 5.  | 190 - 210             | 265 - 310             |
| 6.  | 210 - 235             | 310 - 355             |
| 7.  | 235 - 265             | 355 - 410             |
| 8.  | 265 - 300             | 410 - 490             |
| 9.  | 300 - 355             | 490 - 605             |
| 10. | 355 - 455             | 605 - 825             |
| 11. | 455 - 560             | 825 - 1055            |



**3.13 Groups of consumption items** : Results on break-up of MPCE over different items of consumption are presented for 20 broad item groups in Table 8. These are (1) cereals (2) gram (3) cereal substitutes (4) pulses & pulse products (5) milk and milk products (6) edible oil (7) meat, fish & egg (8) vegetables (9) fruit (fresh) (10) fruit (dry) (11) sugar (12) salt (13) spices (14) beverages, refreshments & processed food (15) pan, tobacco & intoxicants (16) fuel & light (17) clothing (18) footwear (19) miscellaneous goods and services (20) durable goods. Apart from these, sub-totals of MPCE on (a) food and (b) non-food are also provided.

**3.14 Miscellaneous goods and services** : This includes amusement, goods for personal care and effect, toilet articles, consumer services, conveyance etc. In fact, this is a residual group containing items other than food, pan, tobacco, intoxicants, fuel and light, clothing, footwear and durable goods.

**3.15 Amusement** : This includes expenses on cinema, theatre, fairs, etc., photography, sports goods, toys, club fees and other recreational/hobby expenses, and hire charges for video cassettes/VCR/VCP.

**3.16 Goods for personal care** : These include pens, torches, locks, spectacles, umbrellas and raincoats, walking sticks, sanitary napkins and cigarette lighters.

**3.17 Sundry articles** : These include electric bulbs, fluorescent tubes, batteries other non-durable electrical goods, earthenware, glassware, plastic goods, washing requisites, flowers, incense, insecticide and other petty household articles.

**3.18 Consumer services** : This category includes expenses on domestic servants, cook, sweeper, barber/beautician, laundry and ironing, tailor, priest, and pet animals; legal expenses, postage, telegram and telephone charges, repair charges (excluding repairs of household durables), grinding charges, and other consumer services excluding transport.

**3.19 Conveyance** : Apart from bus, rail, plane, steamer, taxi and similar fare, this includes cost of fuel for owned motor transport and animal feed for owned animal driven carriage, but not driver's or cleaner's salary, nor garage rent. Expenses of holiday transport reimbursed by employer (e.g. Leave Travel Concession journeys by Government servants) are included.

**3.20 Rent** : This includes house rent (residential building), garage rent, residential land rent, and consumer rent (other goods). For government accommodation, the portion of monthly emoluments forfeited on account of occupation of government quarters is considered as monthly house rent payment. Hire charges of video cassettes, VCR and VCP are not accounted in consumer rent here but under "amusement".

3.21 **Taxes** : This category includes road cess, chowkidari tax, municipal rates, other taxes and cesses paid by the household as a domestic consumer, and consumer license fees. It does not include income tax or sales taxes.

3.22 **Institutional medical expenses** : Here the term "institutional" indicates that the expenses were incurred as in-patient of a hospital, nursing home, or other medical institution.

3.23 **Durable goods** : This term refers to durable goods other than clothing and footwear; items included here are distinguished from miscellaneous goods by having a longer expected lifetime of use (roughly, one year or more). Expenditure incurred on repairs and construction of durables used for domestic purpose is included in "expenditure on durable goods".

3.24 **Adjusted MPCE** : For some categories of items - viz. clothing, footwear, education, medical (institutional) and durable goods - household consumption data were collected in the survey for two reference periods : "last 30 days" and "last 365 days" preceding the date of survey. Clearly, there are two possible methods of calculation of monthly per capita consumer expenditure of a sample household - one using "last 365 days" data for clothing, footwear, education, medical (institutional) and durable goods, and 30 days' data for other items - and the other using 30 days' data for all items uniformly. The latter is the usual MPCE figure used in presenting the survey results. The former method - making use of 365 days' data where available - leads to a different value of MPCE which has been called "adjusted MPCE" in this report.

3.25 **Fractile groups** : These refer to segments of the population ranked by MPCE. The fractile group "0-5" means the poorest 5% of the population in terms of MPCE, the "5-10" group, the next 5%, the "10-20" group, the next 10%, and so on, up to "95-100", which refers to the top 5% of the population in terms of MPCE.

### 3.26 Notes on coverage of specific items

3.26.1 **Rice** : This does not include rice products such as *chira* (rice flakes), *muri* (puffed rice), etc. This is a departure from the convention normally followed in presenting NSS tables of cereal consumption estimates (see, e.g., NSS report nos.401, 402) where rice stands for "rice and rice products", "wheat" for "wheat and wheat products", and so on. Cooked rice purchased from market is not accounted here.

3.26.2 **Atta** : The "purchase" figures exclude wheat purchased and converted into *atta* by the household.

3.26.3 **Milk (liquid)** : Consumption of "milk (liquid)" includes milk converted into curds, butter, ghee, casein (*panir*), etc. within the household prior to consumption. It also includes milk going into household preparation of sweetmeats. Bottled or polypacked flavoured milk comes under milk (liquid).

3.26.4 **Ghee** : Consumption of ghee excludes ghee prepared from milk within the household. See **milk (liquid)**.

3.26.5 **Mustard oil, coconut oil, etc** : Oil used for toilet purposes is not accounted here.

3.24.6 **Sugar** : Consumption of sugar includes sugar used in household preparation of sweetmeats, pickles etc.

3.26.7 **Biscuits, salted refreshments, prepared sweets, dung cake** : Information on quantity purchased/consumed of these items was not collected in the 50th round survey.

3.26.8 **LPG** : Expenditure on this does not include caution money deposited for getting a cylinder connection.

3.26.9 **Clothing** : Apart from clothing proper, this category includes bedsheets, bedcovers, pillows, curtains, mattresses, blankets, rugs, mats and mattings, cotton yarn, wool, and knitting wool. It, however, excludes tailoring charges, which come under "miscellaneous goods and services".

3.26.10 **Saree** : This includes variants such as "*mekhla*" (Assam), and "*dakbanda*" (Garo hills).

3.26.11 **Education** : Cost of all books including fiction and journals and all newspapers and magazines bought by the household are included under "education". All tuition fees (but not school donations) are included. School bus/van expenses are excluded.

3.26.12 **Medical** : Expenditure on family planning appliances is included here. Free medicines and medical treatment received from employer are excluded. But expenditure on medicine, medical tests, and treatment incurred by the household and reimbursed by the employer are included.

# Chapter 4

## Per capita consumption of individual items:

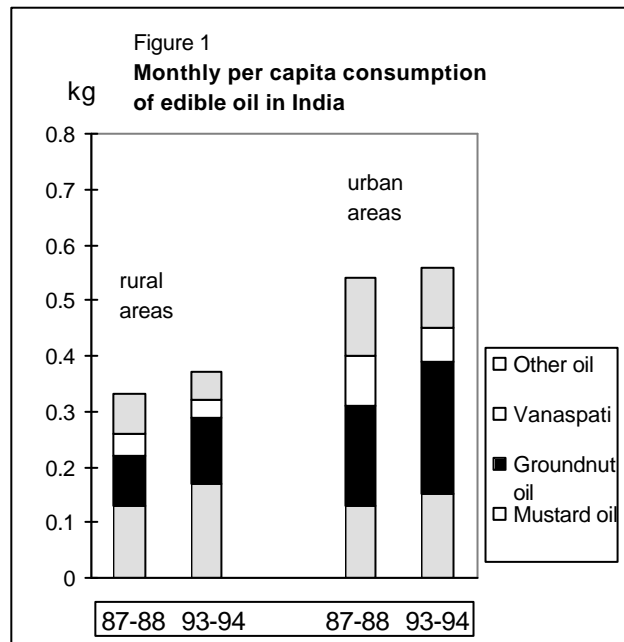
### *for states, union territories and the country*

4.0.1 As mentioned in Chapter 1, the NSS 50th round results released prior to this report use an item classification with 20 broad item groups to describe the pattern of consumer expenditure in India and its states and Union Territories. The 20 groups include 14 food groups and 6 non-food groups. The present report makes use of the detailed item classification adopted in the schedule of enquiry to study consumer expenditure patterns in much greater detail. In this chapter, per capita expenditure estimates are presented for more than 90 different items of consumption, including 61 items of food, tobacco and fuel, 10 items of clothing and footwear, 6 items of educational and medical expenses, and 14 items of other miscellaneous expenditure. These estimates are given for rural and urban areas of all 32 states and u.t.'s of India (but not separately for different MPCE classes).

4.0.2 The detailed tables in the Appendix have numbers which are the same for different states and u.t.'s: e.g., Table 1 gives food and fuel estimates for India and all its states and u.t.'s. However, the tables are *arranged* so that all the national tables appear at the beginning as Appendix A, followed by the state tables (Appendix B).

### 1. FOOD AND FUEL

4.1.1 Table 1 (all-India: Appendix A; states & u.t.'s: Appendix B) gives quantity and value of per capita purchase and consumption, over a 30-day period, of 51 items of food, 6 items of fuel, and *pan, bidis* and cigarettes. The all-India estimates are followed by the all-India figures based on the 43rd round (July 1987-June 1988).



4.1.2 Table 1 also shows quantity and value of per capita consumption out of home-produced stock of each item. For each item, the number of sample households reporting consumption is given in column 10, and the estimated proportion (no. per 1000) of consuming households (in a 30-day period), in column 9.

4.1.3 **Cereals and pulses.** The earlier NSS reports (nos.400, 402) have dwelt on trends in per capita cereal consumption over the period between the 43rd and 49th/50th rounds. In these reports cereals were sub-divided into “rice and rice products”, “wheat and wheat products”, “jowar and jowar products”, and so on. It was observed that per capita cereal consumption has registered an overall decline of about 1 kg per month in rural India and about 600 gm per month in urban India between the 43rd and 50th rounds of NSS (see Table T2). The detailed item level tabulations (Table T1) show that all-India consumption of *atta* has undergone a definite decline (of about 300-400 gm per month) in rural areas since 1987-88, but the decline in urban areas seems

| Table T1: Quantity of consumption of selected commodities in 30 days |  |                                 |  |                                 |  |                                 |  |                                 |
|--|--|---------------------------------|--|---------------------------------|--|---------------------------------|--|---------------------------------|
| all-India  |  |                                 |  |                                 |  |                                 |  |                                 |
| commodity  | rural                                    |                                 |  |                                 | urban                                    |                                 |  |                                 |
|  | 1987-88                                  |                                 | 1993-94                                  |                                 | 1987-88                                  |                                 | 1993-94                                  |                                 |
|  | qty. (kg*)<br>of consn.<br>per<br>person | % of hhs<br>reporting<br>consn. | qty. (kg*)<br>of consn.<br>per<br>person | % of hhs<br>reporting<br>consn. | qty. (kg*)<br>of consn.<br>per<br>person | % of hhs<br>reporting<br>consn. | qty. (kg*)<br>of consn.<br>per<br>person | % of hhs<br>reporting<br>consn. |
| rice   | 6.81                                     | 88                              | 6.79                                     | 85                              | 5.26                                     | 88                              | 5.13                                     | 83                              |
| atta   | 4.48                                     | 58                              | 4.13                                     | 54                              | 4.37                                     | 69                              | 4.30                                     | 64                              |
| arhar dal  | 0.25                                     | 50                              | 0.24                                     | 53                              | 0.34                                     | 67                              | 0.33                                     | 69                              |
| milk:liquid - <i>litre</i>   | 3.20                                     | 62                              | 3.94                                     | 66                              | 4.26                                     | 78                              | 4.89                                     | 80                              |
| vanaspati  | 0.04                                     | 13                              | 0.03                                     | 12                              | 0.09                                     | 27                              | 0.06                                     | 21                              |
| mustard oil  | 0.13                                     | 47                              | 0.17                                     | 51                              | 0.13                                     | 35                              | 0.15                                     | 35                              |
| groundnut oil  | 0.09                                     | 31                              | 0.12                                     | 30                              | 0.18                                     | 38                              | 0.24                                     | 40                              |
| goat meat  | 0.05                                     | 21                              | 0.05                                     | 20                              | 0.11                                     | 32                              | 0.09                                     | 28                              |
| mutton   | 0.01                                     | 3                               | 0.01                                     | 5                               | 0.02                                     | 5                               | 0.02                                     | 8                               |
| chicken  | 0.02                                     | 7                               | 0.02                                     | 7                               | 0.02                                     | 5                               | 0.03                                     | 9                               |
| eggs - <i>no.</i>  | 0.52                                     | 17                              | 0.64                                     | 22                              | 1.43                                     | 32                              | 1.48                                     | 35                              |
| fish:fresh   | 0.16                                     | 28                              | 0.18                                     | 31                              | 0.17                                     | 26                              | 0.20                                     | 27                              |
| potatoes   | 1.18                                     | 83                              | 1.24                                     | 88                              | 1.11                                     | 86                              | 1.08                                     | 85                              |
| onions   | 0.38                                     | 80                              | 0.46                                     | 90                              | 0.50                                     | 83                              | 0.56                                     | 86                              |
| tomatoes   | 0.16                                     | 35                              | 0.29                                     | 59                              | 0.31                                     | 57                              | 0.46                                     | 76                              |
| sugar:crystal  | 0.52                                     | 75                              | 0.61                                     | 58#                             | 0.87                                     | 87                              | 0.90                                     | 72#                             |
| gur  | 0.32                                     | 47                              | 0.16                                     | 32                              | 0.10                                     | 26                              | 0.06                                     | 18                              |
| tea:leaf - <i>gm</i>   | 36.9                                     | 40                              | 38.7                                     | 67                              | 60.4                                     | 72                              | 63.9                                     | 78                              |
| firewood and chips   | 16.2                                     | 87                              | 17.3                                     | 87                              | 7.40                                     | 45                              | 6.09                                     | 37                              |
| kerosene - <i>litre</i>  | 0.57                                     | 95                              | 0.68                                     | 41#                             | 1.29                                     | 84                              | 1.42                                     | 36#                             |
| electricity - <i>std. unit</i>                                       | 1.30                                     | 22                              | 2.27                                     | 34                              | 7.18                                     | 63                              | 9.67                                     | 74                              |
| L.P.G.   | 0.01                                     | 0.7                             | 0.04                                     | 1.9                             | 0.39                                     | 18                              | 0.88                                     | 29                              |

\*unless otherwise specified

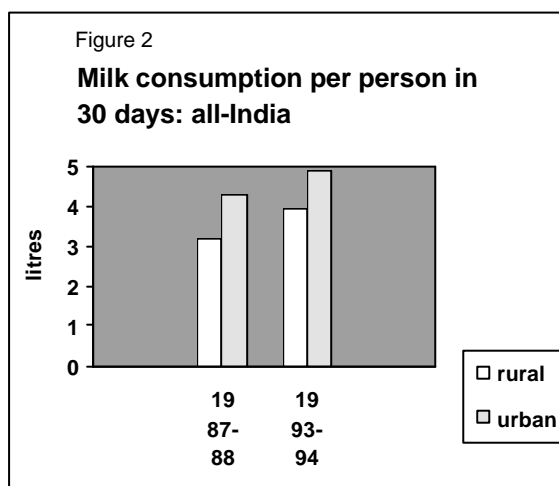
#excludes those reporting consumption out of purchases from public distribution system only

negligible. In the urban sector, per capita consumption of rice has declined more (over 100 gm per month) than that of *atta*. While per capita consumption of pulses has remained stable in rural areas, a marginal decline in consumption of most varieties appears to be indicated in the urban sector.

**4.1.4 Milk (liquid).** This term (see para 3.24.3) includes milk products such as curds and *ghee* (but not milk-based sweetmeats) prepared from milk within the household. Per capita consumption per month has increased since 1987-88 by about 600-700 ml in both sectors, but it was under 4 litres (about 130 ml per day) in rural areas and under 5 litres (about 165 ml per day) in urban areas. One-third of rural households and one-fifth of all urban households reported no consumption of milk during the last 30 days; these proportions have not changed greatly since the 43rd round. The state/u.t. level estimates, however, show considerable regional variation in milk consumption in the country; consumption level is much

| all-India |       |       |
|-----------|-------|-------|
| year      | rural | urban |
| 1987-88   | 14.4  | 11.2  |
| 1993-94   | 13.4  | 10.6  |

source: NSS report nos.372,402



higher in the northern and north-western states (Punjab, Haryana, Himachal Pradesh, Jammu & Kashmir, Rajasthan) than in the rest of the country.

**4.1.5 Edible oil.** All-India estimates of per capita consumption of edible oil (not shown in Table 1) are slightly higher for the 50th round than for the 43rd round (Table T3). Figure 1 indicates that the “national” pattern of consumption of edible oil is undergoing certain changes. The shares of groundnut oil and mustard oil in total edible oil consumption show

a definite increase. Per capita consumption of groundnut oil appears to have increased by as much as 33% between 1987-88 and 1993-94 in both rural and urban areas. Mustard oil remains more popular than groundnut oil in rural India, where its consumption has increased faster over this period than in urban areas. Per capita consumption of vanaspati has declined in both rural and urban areas since 1987-88.

| all-India |       |       |
|-----------|-------|-------|
| year      | rural | urban |
| 1987-88   | 330   | 540   |
| 1993-94   | 370   | 560   |

source of 1987-88 figures: NSS 43rd round data

**4.1.6 Meat, eggs and fish.** There is a great deal of regional variation in the consumption of these items. At the all-India level, consumption of meat is almost wholly accounted by the contribution of the three categories: goat meat, mutton, and chicken. This has remained unchanged at about 80 gm per person per month in the rural sector and about 140-150 gm in the urban. Judging by percentages of households reporting consumption of different meats, there has been a slight shift in urban consumption habits away from goat meat and towards chicken. Per

capita consumption of eggs remains under 1.5 eggs per person per month in the urban sector ; even this figure is more than twice the figure for the rural sector. Both rural and urban areas show some increase in per capita consumption of fish.

**4.1.7 Vegetables.** Per capita consumption of onions, cabbages and tomatoes was higher during 1993-94 in both rural and urban areas than during the 43rd round, with tomatoes registering the most significant increase (rural: over 80% ; urban: nearly 50%). On the whole, per capita consumption levels of vegetables appear to have risen slightly, and so have percentages of households reporting their consumption.

**4.1.8 Fruits and nuts.** It was noted in the earlier report (NSS report no.402) that the food group “fruits and nuts” showed a marked rural-urban differential in the incidence of consumption as measured by percentages of households reporting consumption “last month”. Among individual items, the rural-urban differential in this percentage (see Table T4) is now seen to be as high as 25 percentage points for bananas, 17 for apples, and 4-6 points for groundnuts, mangoes, and coconuts. Percentages of households reporting consumption have increased since the 43rd round

| Table T4: Consumption of important fruits and nuts |  |           |   |  |           |   |
|--|--|-----------|---|--|-----------|---|
| all-India  |  |           |   |  |           |   |
| fruits and nuts                                    | rural  |           |   | urban  |           |   |
|  | % of households reporting consumption last month |           | 1993-94: value of per capita consumption (Rs.) in 30 days | % of households reporting consumption last month |           | 1993-94: value of per capita consumption (Rs.) in 30 days |
|  | 1987-88  | 1993-94   |   | 1987-88  | 1993-94   |   |
| banana   | 32   | 43        | 1.15  | 60   | 68        | 2.80  |
| coconut  | 25   | 24        | 1.23  | 31   | 30        | 1.89  |
| mango  | 9  | 8         | 0.40  | 14   | 13        | 1.30  |
| apple  | 6  | 9         | 0.38  | 19   | 26        | 1.62  |
| <b>all fresh fruit</b>                             | <b>56</b>  | <b>64</b> | <b>4.04</b>   | <b>78</b>  | <b>84</b> | <b>10.18</b>  |
| groundnut  | 10   | 14        | 0.48  | 18   | 22        | 0.79  |

for bananas and apples, and remained stable, or fallen slightly, for coconuts and mangoes. It may be noted that bananas and coconuts accounted for one-half of the value of consumption of fresh fruits by rural households in 1993-94.

**4.1.9 Other food: sugar.** While the all-India consumption of crystalline sugar shows an increase of nearly 100 gm per month in the rural sector, it is offset by an even sharper fall in per capita rural consumption of *gur*, so that the sugar group as a whole registers little change since the 43rd round. Some substitution of sugar for *gur* appears to have taken place in the urban sector as well.

4.1.10 **Beverages: tea.** While the percentage of households reporting consumption of purchased

| Table T5: Consumption of pan, bidis and cigarettes |   |                         |                           |                         |                           |
|--|---|-------------------------|---------------------------|-------------------------|---------------------------|
| all-India  |   |                         |                           |                         |                           |
| item   |   | year                    |                           |                         |                           |
|  |   | 1987-88                 |                           | 1993-94                 |                           |
|  |   | per capita consn. (no.) | % of hhs reporting consn. | per capita consn. (no.) | % of hhs reporting consn. |
| pan (finished)                                     | R | 0.65                    | 10                        | 0.64                    | 10                        |
|  | U | 1.70                    | 15                        | 1.39                    | 12                        |
| bidis  | R | 49.5                    | 47                        | 45.7                    | 45                        |
|  | U | 38.7                    | 31                        | 32.4                    | 27                        |
| cigarettes   | R | 1.0                     | 4                         | 0.8                     | 4                         |
|  | U | 4.9                     | 13                        | 3.7                     | 11                        |

tea (“tea: no.of cups”) has remained stable since 1987-88, the percentage reporting tea brewed at home (“tea:leaf”) has gone up by about 6-7 percentage points. Less than a third of all rural households and little more than a fifth of all urban households reported no brewing of tea at home during the last 30 days. Only about 7 percent of the rural households and 13 percent of urban households reported consumption of coffee powder or brewing of coffee at home. The percentages were almost the same in 1987-88 as well.

#### 4.1.11 **Pan, bidis and cigarettes.**

Consumption of finished *pan* has declined since the 43rd round noticeably in the urban sector but not in rural areas. In both sectors,

smoking of *bidis* and cigarettes has gone down, judging by per capita consumption levels. The percentage of households containing at least one *bidi* smoker has declined from 47% to 45% for rural areas and from 31% to 27% for urban areas. The percentage of urban households containing one or more cigarette smokers also appears to have declined, but the corresponding figure for rural households has remained unchanged at 4 percent.

4.1.12 **Fuel and light.** Firewood consumption per month has fallen in urban areas by more than 1 kg per capita and the percentage of firewood-consuming households has fallen from 45% to 37%. Electricity consumption per person has risen from 1.3 standard units (kwh) to 2.3 units per month in rural areas and from 7.2 units to 9.7 units in urban areas. Compared to 1987-88, an additional 11-13% of households have become consumers of electricity. Finally, the percentage of urban households in the ranks of LPG consumers has risen by 12 percentage points between 1987-88 and 1993-94 to 30 percent.

4.1.13 **Consumption out of home-grown stock.** In urban areas this is a negligible phenomenon for most food items. Important exceptions are coconuts, more than 20% of whose urban consumption is seen, at the all-India level, to come from home-grown stock, and milk (over 11% home-produced). About 11% of firewood and chips, and more than one-third of the dung cake, used in urban areas is also reported to be home-produced. For the rural sector, where the home-produced component of consumption is of much greater significance, the percentage share of this component is shown for some important items in Table T6. It is seen that three-quarters of milk consumption in rural areas, and 30% of consumption of eggs, is out of home-produced stock.



Table 1 also shows that about one-fourth to one-sixth of the amount of important pulses consumed in rural areas is home-grown. For firewood and chips, where purchases account for less than 13% of rural consumption, about 54% of consumption in rural India seems to be from “free collection”.

| Table T6: Share of home-produced component in total consumption: selected items |                                      |
|---|--------------------------------------|
| all-India   | RURAL                                |
| item  | % of consn. coming from home produce |
| rice  | 38                                   |
| atta  | 44                                   |
| milk  | 74                                   |
| eggs  | 30                                   |
| coconut   | 44                                   |
| gur   | 12                                   |
| firewood & chips  | 33                                   |
| dung cake   | 76                                   |

**4.1.14 Value of consumption.** Value of per capita consumption of food as a whole rose by about 76% in the rural sector and about 78% in the urban sector between the 43rd and 50th rounds (NSS report nos. 372, 402). A large part of these changes reflects the rise in the prices of different items of consumption. Table 1 shows that value of per capita rice consumption rose by around 75% in both sectors. For *atta*, the increase was only 64% in rural areas as against 78% in urban areas, the difference being mainly due to the fall in per capita quantity of the cereal consumed by the rural population. The increase for most varieties of pulses was about 70-80%, *arhar dal* (56%) being an exception. Value of per capita milk consumed during 1993-94 was roughly double that in 1987-88 in both sectors. Per capita expenditure on groundnut oil was more than 90% higher, a part of this being due to the 33% increase in quantity of per capita consumption noted above. For mustard oil, the increase in per capita expenditure was 62% in rural areas and

46% in urban areas. Increase in the value of all-India per capita consumption of different vegetables ranged between 55% and 90% in the urban sector but frequently exceeded 100% in the rural, where the rate of increase was almost invariably higher. For sugar, the rise in per capita rural consumption is reflected in the faster growth of per capita expenditure on this commodity in the rural sector.

## 2. CLOTHING AND FOOTWEAR

4.2.1 Table 2 shows the quantity and value of cash purchase, consumption out of home-produced stock, and total consumption per person of 7 categories of clothing over a period of 30 days for the country as a whole (Appendix A) and for different states and u.t.'s in (Appendix B). Appendix A also gives all-India figures (except for quantity estimates) for the 43rd round (1987-88). Number of households per 1000 reporting consumption is shown for each category of clothing. It may be recalled that an item of clothing (or footwear) is considered to be consumed when it is put into first use, and that consumption of second-hand purchases is outside the purview of the NSS schedule of household consumer expenditure. Though clothing and footwear data in the quinquennial NSS surveys on consumer expenditure are collected with two different reference periods - last 30 days and last 365 days - the estimates shown in Table 2 (clothing) and Table 3 (footwear) are based only on "last 30 days" data.

4.2.2 The data show that in both rural and urban areas, percentage of households reporting consumption of clothing articles during the last 30 days has gone down since 1987-88 for all

categories of articles except "ready-made garments", which shows a slight increase. Some degree of substitution of ready-made garments for the more traditional dhotis, sarees and tailor-made clothing is also indicated.

4.2.3 Estimates of value of expenditure on clothing released earlier (see NSS report nos.401, 402) showed per capita expenditure on all clothing to be Rs.15 in rural India and Rs.21 in urban India. The all-India figures in Table 2 show the disparity to be due to price and/or quality differences and not to higher per capita consumption levels in urban areas. Per capita quantity of consumption of dhotis and sarees (in metres) is higher in rural areas than in urban areas. The urban level of per capita consumption exceeds the rural level only for ready-made garments, among the categories considered here.

4.2.4 Table 3, which relates to footwear, gives quantity (in number of pairs) and value of per capita purchase and consumption, and per 1000 numbers of households reporting consumption, during the reference period of 30 days for each state/u.t. (Appendix B) and India (Appendix A). Three categories of footwear are considered: leather boots/shoes, "leather sandals/chappals" and "rubber/PVC footwear". Together these categories account, in both rural and urban sectors, for nearly 80% of the value of consumption of footwear. The 43rd round all-India estimates are shown after the corresponding 50th round estimates. Value of per capita consumption of footwear in India during a period of 30 days was estimated by the 50th round survey as about Rs.2.50 in rural areas and about Rs.4.20 in urban areas (NSS report nos.401, 402). However, Table 2 shows no significant difference in number of pairs purchased or used per person between rural and urban sectors. Urban per capita consumption levels and percentage of population reporting consumption are higher than rural levels for "leather boots/shoes" and lower for "rubber/PVC footwear". This is similar to the results of the 43rd round.

4.2.5 Percentages of households reporting consumption show a marginal decline since the 43rd round in both sectors, uniformly for all three categories of footwear considered here. The demand for leather chappals/sandals in urban areas, and for leather boots/shoes in rural areas, in particular, appear to be declining.

4.2.6 The states/u.t.'s, as usual, exhibited considerable variation in the quantity and value of per capita purchase and consumption and the percentages of households reporting consumption of footwear. In particular, the states of Jammu & Kashmir, Haryana, Punjab, Himachal Pradesh, Rajasthan and Kerala had per capita consumption levels considerably above the all-India average.

4.2.7 **Cash purchase and total consumption.** Clothing may be available for consumption to a household through purchase, home production, or receipt of gifts of clothing. As per capita consumption of clothing out of home-produced stock is found to be negligible at state and all-India level (and as net receipts of gifts of clothing, which may be quite significant for individual households, would be close to zero for a state/u.t. as a whole), it might be expected that estimates of per capita purchase and per capita consumption would coincide for any state/u.t. However, there appears to be a tendency for estimates of purchase to exceed estimates of consumption for important clothing items such as "sari" and "cloth for shirt,...etc." uniformly for rural and urban

areas. Some reporting bias is apparently at work here. A likely explanation of the bias appears to be that informants find it more difficult to recollect consumption during the reference month of clothing purchased before the start of the reference month, and relatively easier to report purchases during the month of clothing yet to be consumed.

### 3. MEDICAL, EDUCATIONAL, RENT, CONVEYANCE AND OTHER MISCELLANEOUS EXPENDITURE

4.3.1 Non-food consumer expenditure is usually divided into six to eight different heads for the purpose of presentation of NSS estimates, such as clothing, fuel and light, and durable goods. Of these, the category "miscellaneous goods and services" commands the largest share of expenditure in both rural and urban areas. Monthly per capita expenditure on this group of items was, according to the present survey, Rs.49 out of a total non-food expenditure of Rs.103 in rural areas, and Rs.126 out of Rs.208 for urban areas. Further, the share of this group has been increasing over time: in rural areas, it has doubled over the period 1972-73 to 1993-94 (27th round to 50th round of NSS). Unfortunately, most items of the "miscellaneous" category, in particular the consumer services, are not amenable to measurement of quantities consumed. This makes it extremely difficult to separate out changes in level of physical consumption from changes in prices - as can be done to a reasonable extent for food and clothing - and make meaningful comparisons over time of such data.

4.3.2 Miscellaneous goods and services are defined as a residual category containing items other than food, *pan*, tobacco, intoxicants, fuel, clothing, footwear and durable goods. The "miscellaneous" category thus includes medical and educational expenses, rent, conveyance, other consumer services, toilet articles, and other non-durable household articles. Some petty durables such as spectacles, torches and locks are included among miscellaneous goods and services by convention.

|   |              |
|---|--------------|
| 1993-94   |              |
| Percentage of Indian households reporting some medical expenditure "last month" |              |
| <b>rural</b>  | <b>urban</b> |
| 60  | 54           |

4.3.3 Table 6 (R & U) gives the break-up of monthly per capita expenditure on miscellaneous goods and services by a number of sub-groups following the layout of the household consumer expenditure schedule: amusement, goods for personal care and effect, toilet articles, sundry articles, conveyance, rent, consumer taxes and cesses, educational expenses, medical expenses, and (other) consumer services. The coverage of each of these sub-groups has been explained in Chapter 3. This break-up is given for each of 12 MPCE classes of population in rural and urban areas of the 15 major states.

4.3.4 It is seen (Table T7) that urban households spent nearly five times as much per person on education and three times as much per person on conveyance as rural households. Per capita expenditure on rent was Rs.19 (about 4% of total MPCE) in urban areas and only Re.1 in rural areas. The proportion of MPCE accounted by medical expenses appears to be a little higher in the rural sector than in the urban. Also, the importance of medical expenditure relative to the other miscellaneous heads (education, conveyance, other consumer services, etc.) is seen to be appreciably greater in rural areas compared to urban areas.

| Table T7: Per capita expenditure over a period of 30 days on some important heads of "miscellaneous" expenditure |          |          |
|--|----------|----------|
| all-India  | 1993-94  |          |
| expenditure head   | rural    | urban    |
|  | (Rs.)    | (Rs.)    |
| rent   | 1 (0.4)  | 19 (4.2) |
| education  | 4 (1.4)  | 19 (4.2) |
| medical  | 15 (5.3) | 21 (4.6) |
| conveyance   | 7 (2.5)  | 21 (4.6) |
| toilet articles  | 7 (2.5)  | 13 (2.8) |
| other consumer services and taxes  | 7 (2.5)  | 18 (3.9) |
| other miscellaneous goods  | 7 (2.5)  | 14 (3.1) |
| all consumer goods and services  | 281(100) | 458(100) |

Figures in parentheses indicate % to total consumer

4.3.5 Medical expenses are further sub-divided in Table 6 into those expenses incurred as an in-patient of a hospital/nursing home/other medical institution and other expenses (called "institutional" and "non- institutional" medical expenses respectively). While institutional medical expenses, at the all-India level, accounted for more than a fourth of all medical expenses in urban areas, the share of institutional expenses was less in rural areas (about one-sixth of the total).

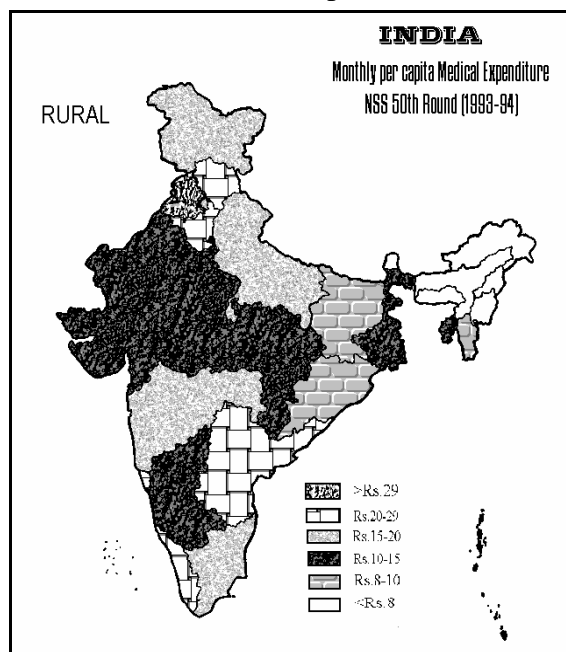
### Inter-state differences

4.3.6 Inter-state differences in per capita spending on the different heads of miscellaneous expenditure were more pronounced in rural areas than urban. For instance, **educational** expenditure per person in rural areas was as high as Rs.9-10 per month in Punjab, Kerala and Haryana, around Rs.4-6 in West Bengal, Uttar Pradesh and Tamil Nadu, and less than Rs.3 in all other major states. In urban areas, the figures for 12 of the 15 major states were between Rs.12 and Rs.18. For the remaining three - Haryana, West Bengal and Punjab - they were above Rs.24.

4.3.7 Per capita expenditure on **conveyance**, varied between Rs.12 and Rs.29 for the urban areas of major states. In rural areas, it was as low as Rs.2-3 in Orissa and Bihar, and about Rs.3-4 in West Bengal, Madhya Pradesh and Assam, but as high as Rs.15-16 in Punjab and Kerala.

4.3.8 **Medical** expenditure per person in urban areas varied between Rs.15 and Rs.25 for 11 of the 15 major states, though it was as high as Rs.34 in Punjab and only Rs.10-11 in Bihar and Assam. In rural areas it varied from under Rs.5 in Bihar to over Rs.29 in Punjab.

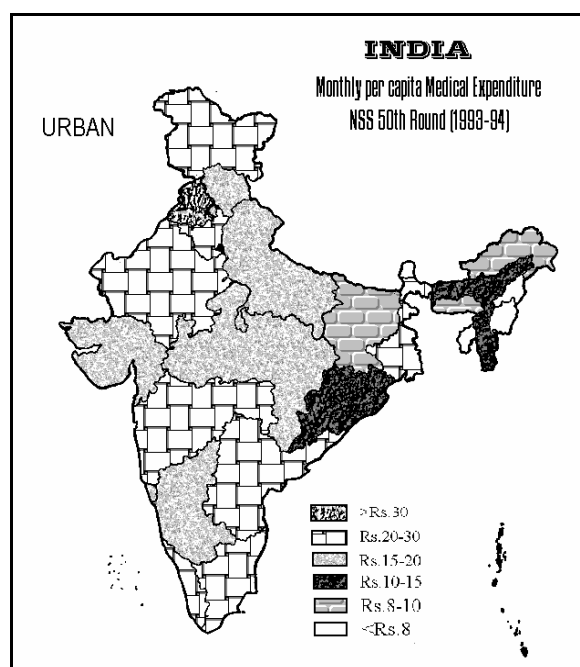
4.3.9 In the urban sector, Tamil Nadu reported about 40% of medical expenditure as **institutional medical** expenses. For urban Maharashtra and Kerala, the share of institutional



expenditure was about one-third. In these three states, and in Punjab, per capita institutional medical expenses in urban areas exceeded Rs.8 per month (a level equivalent to an annual figure of about Rs.100). In all other major states, the reported per capita institutional medical expenditure in urban areas was less than the all-India average of about Rs.5.50. In rural areas, only Punjab and Kerala reported per capita expenditure of more than Rs.5.

4.3.10 There was very little inter-state variation in per capita expenditure on toilet articles, especially in the urban sector.

4.3.11 Monthly per capita expenditure exceeding Rs.20 on rent was reported by urban areas of Karnataka (Rs.28), Tamil Nadu and Andhra Pradesh (Rs.27), Haryana (Rs.23), and Assam (Rs.22). All other major states except Kerala (Rs.9) reported rent expenditure to be between Rs.10 and Rs.19. In rural areas of all states except Tamil Nadu, less than Rs.2 was spent per person per month on rent.



### Detailed miscellaneous items

4.3.12 The "miscellaneous goods and services" category is split up into 94 detailed items in the household consumer expenditure schedule to help reduce recall error. Leaving out educational and medical expenses, which will be taken up later, there are 74 miscellaneous items. Very few of these items contribute more than Rs.0.50 to total MPCE in the rural sector or Rs.1.00 in the urban sector. Some of the relatively important ones are shown in Table 4 which gives per capita expenditure in cash and kind by state/u.t and sector, as well as per 1000 numbers of households reporting consumption, for each of the 14 selected miscellaneous items. The items include toilet soap and four other toilet items, washing soap, bus and railway fare, and expenditure on postage, telegram and telephone. One or two items such as petrol and railway fare have been included in view of their importance in the context of economic development rather

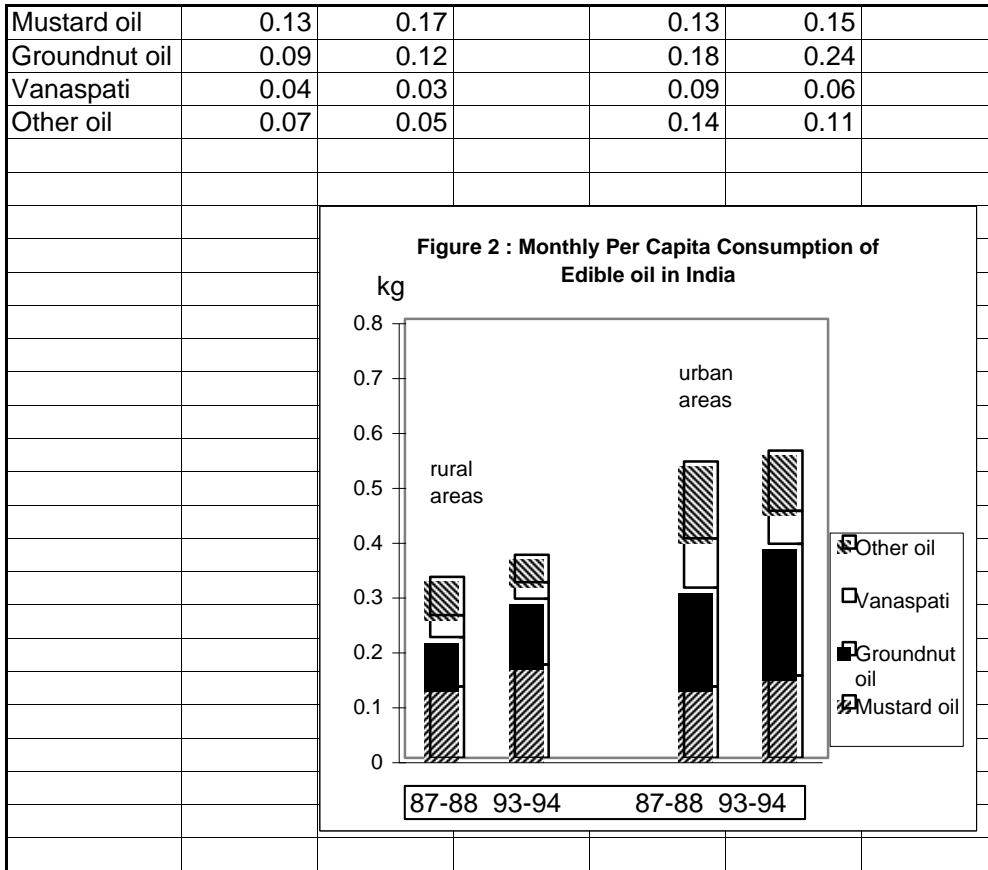
than their relative weight in total miscellaneous expenditure, or the prevalence of their use in this country.

4.3.13 A comparison of the 43rd and 50th round all-India figures of Table 4 helps to identify the important items on which per capita expenditure has increased faster than average MPCE between 1987-88 and 1993-94. The "per 1000 reporting" column is useful in identifying upward and downward trends in prevalence of consumption.

4.3.14 It may be mentioned here that the increase in average MPCE between the 43rd and 50th rounds was (as calculated from estimates appearing in NSS report no.402) about 78% in the rural sector and about 83% in the urban sector. Viewed against this, the most significant increase revealed by Table 4 is found to be in case of postage, telegram and telephone charges in the urban sector (a six-fold increase). It appears likely that the telephone charges component (which is not available separately for the 43rd round) has increased severalfold in urban India over this period. Per capita expenditure on petrol has risen to 3-4 times its value in the 43rd round; for urban India it is estimated at Rs.7.35 per month in the 50th round. Increases in toilet soap and washing soap expenditure have kept pace with increase in overall MPCE. While per capita bus fare expenses have risen slightly faster than MPCE, with the urban estimate for the 50th round standing at Rs.7.97 compared to Rs.4.73 for rural; railway fare expenses have risen rather slowly and have hardly increased at all in the rural sector. Finally, cinema/theatre expenditure per person has risen by less than 25% in rural India in the 6-year period between the 43rd and 50th rounds and has actually fallen in urban India from Rs.1.64 to Rs.1.55 per month, the proportion of urban households reporting such expenditure "last month" has dropped from 465 to 300 per 1000. There is little doubt that the latter figure reflects the remarkable inroads made by television into urban life in India in the last decade.

4.3.15 Per capita expenditure by state/u.t. and sector on books/journals, newspapers/periodicals, tuition fees, doctor's fees, and medicine (institutional and non-institutional separately) are shown in Table 5, with the all-India figures for the 43rd round shown at the end.

4.3.16 The most significant increase in expenditure between the 43rd and 50th rounds is that on tuition fees (school/college) in the urban sector, which has nearly tripled from Rs.2.84 to Rs.8.12 per person per month. Per capita expenditure on medicines has more than doubled in both rural and urban India during this period (1987-88 to 1993-94). The estimated proportions of rural and urban households in India reporting expenditure on medicine during the last 30 days are quite close to each other (around 50-55% in the 50th round), and this is true for most of the major states as well.



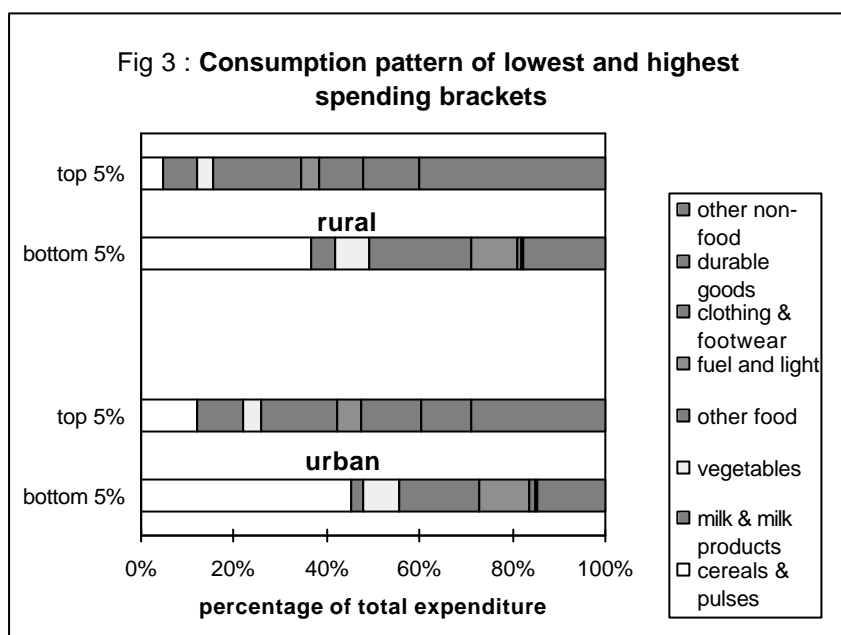
## **Chapter 5**

### **Consumption level and pattern of different fractile groups**

5.0 One way of studying disparities in consumption is to generate separate sets of consumption estimates for different fractile groups (see para 3.23) of population. At the all-India level this has already been attempted (see NSS report no. 402) by using approximate fractiles of the all-India MPCE distribution as class limits for generation of tables by MPCE class. For state-level fractile group studies, one needs to form fractile groups separately for different states. The results for the major states are discussed in this chapter.

5.1 Differences in consumption pattern of poorer and richer segments of population (ranked by MPCE) can be very conveniently studied from Table 8 (R&U). For each of the 15 major states, this table gives the item-groupwise break-up of average MPCE for twelve fractile groups or classes of MPCE starting from the bottom 5% and ending with the top 5%. This makes it easy to study differences in consumption pattern between such groups as, say, the top 5% and the middle 20% of the population of any state, or among the poorest 10% in different states. Measures of inequality in consumption and specific concentration curves can be quickly constructed from these tables.





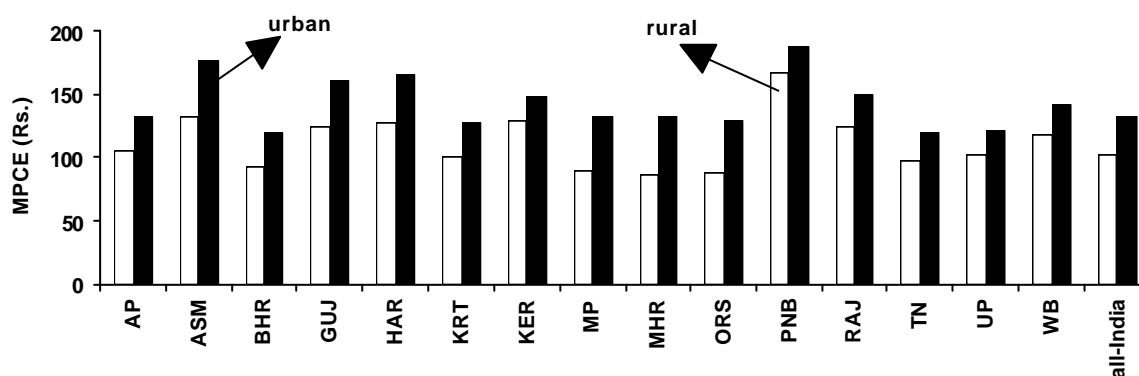
5.2 Table 7 (R&U) gives information regarding sample and population sizes of the different population fractile groups in major states, and some details of household composition in terms of per household numbers of males and females, adults and children, and consumer units.

5.3 In the rural sector, the average MPCE of the

bottom 5% is seen to be around Rs.85-95 in Maharashtra, Orissa, Madhya Pradesh, Bihar and Tamil Nadu, around Rs.120-135 in West Bengal, Rajasthan, Haryana, Kerala and Assam, and over Rs.160 in Punjab. At the all-India level, average MPCE of the bottom 5% was Rs.101.

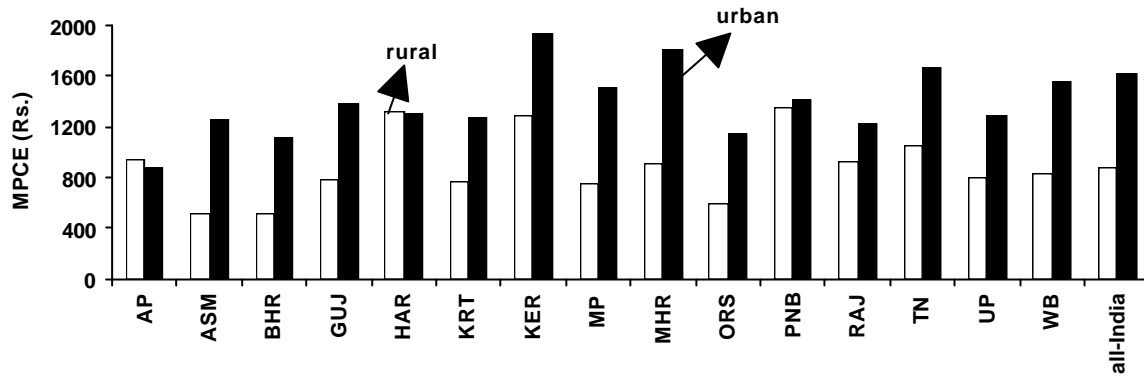
5.4 In the urban sector, average MPCE of the bottom 5% was Rs.133 for the country as a whole. For 8 of the 15 major states, the figure was within Rs.120-135. It was Rs.187 in Punjab, Rs.176 in Assam and around Rs.160 or more in Haryana and Gujarat.

**Fig. 4 : Average MPCE (Rs.) of bottom 5% of population of major states**



5.5 Average monthly spending levels of the top 5% of the population varied considerably in the rural sector. From only a little over Rs.500-Rs.600 for Assam, Bihar and Orissa, the figures are seen to rise to Rs.1300 for Punjab, Haryana and Kerala - incidentally, the three states with highest average rural MPCE for the whole population. Tamil Nadu (Rs.1050) and Andhra Pradesh (Rs.946) held the next two positions in this respect. For India as a whole, average MPCE of the top 5% of the population was Rs.875.

**Fig. 5 : Average MPCE (Rs.) of top 5% of population of major states**



5.6 In the urban sector there was less inter-state variation in average spending of the top 5%. For 9 of the 15 major states, this average was between Rs.1200 and Rs.1520. Average MPCE of the top 5% of the all-India population was Rs.1626. Note that all the major states will not necessarily be represented in the top (or bottom) 5% population of the country as a whole ranked by spending levels.

## Chapter 6

### Alternative estimates of expenditure with month and year as reference periods

6.0 Estimates of consumer expenditure presented so far were based on a reference period of "last 30 days". However, a larger reference period of "last 365 days" has certain advantages for some items of consumption such as clothing, footwear, durables, education, and medical goods and services on which expenditure is, typically, "lumpy" - not spread evenly over different months of a year. The quinquennial consumer expenditure surveys, therefore, collect data on such items for two different reference periods - "last 30 days" and "last 365 days". Using the expenditure figures for these item groups, based on the longer reference period one obtains a different value of MPCE which is here termed as "adjusted MPCE". Changes in averages and distributions of MPCE as a result of this adjustment are naturally of primary interest.

6.1 The categories of goods and services for which data for the last 365 days were collected in the 50th round - namely, clothing, footwear, educational and medical (institutional) goods and services, and durable goods - will be referred to in what follows as "Group B items".

#### **Movement to higher/lower MPCE classes when "year" data are used**

6.2 The MPCE of household can change as a result of adjustment. The change may be large enough to cause the household to move to a different MPCE class. Changes of this kind will affect the estimated distribution of MPCE.

6.3 Table T8 shows the essential features of inter-class movements as a result of MPCE adjustment, separately for rural and urban India.

6.4 The most noticeable feature of Table T8 is that "+1" movements (one class up) are more common than "-1" movements (one class down). The "+1" column figure exceeds the "-1" column figure for all classes except the top three for the rural sector. For the highest MPCE class, of course, there can be no upward movement.

6.5 "+2" movements are more frequent than "-2" movements for the first seven classes in the rural sector (starting from the lowest) and for the first six classes in the urban sector. Quite obviously, if class widths did not increase progressively, as they do, as one moves up the MPCE range, but remained the same, this feature would be noticed for a few more classes.

| Table T8: Change of MPCE class as a result of using "year" data instead of "month" in computation of MPCE |  |                             |                           |                           |                             |                |       |
|---|--|-----------------------------|---------------------------|---------------------------|-----------------------------|----------------|-------|
| MPCE class<br>before<br>adjustment<br>(Rs.)   | per 1000 number of households after adjustment |                             |                           |                           |                             |                |       |
|   | 2 classes<br>downward<br>(-2)                  | 1 class<br>downward<br>(-1) | in the same<br>class<br>0 | 1 class<br>upward<br>(+1) | 2 classes<br>upward<br>(+2) | else-<br>where | total |
| <b>rural</b>  |  |                             |                           |                           |                             |                |       |
| < 120   | 0  | 0                           | 672                       | 291                       | 35                          | 2              | 1000  |
| 120- 140  | 0  | 62                          | 416                       | 473                       | 44                          | 5              | 1000  |
| 140- 165  | 12   | 65                          | 457                       | 415                       | 41                          | 10             | 1000  |
| 165-190   | 14   | 90                          | 425                       | 372                       | 80                          | 19             | 1000  |
| 190- 210  | 30   | 115                         | 321                       | 422                       | 88                          | 24             | 1000  |
| 210- 235  | 56   | 103                         | 352                       | 401                       | 59                          | 29             | 1000  |
| 235- 265  | 49   | 120                         | 378                       | 360                       | 53                          | 40             | 1000  |
| 265- 300  | 54   | 145                         | 372                       | 359                       | 20                          | 50             | 1000  |
| 300- 355  | 61   | 142                         | 484                       | 247                       | 6                           | 60             | 1000  |
| 355- 455  | 68   | 177                         | 553                       | 135                       | 14                          | 53             | 1000  |
| 455- 560  | 97   | 278                         | 427                       | 150                       | 0                           | 48             | 1000  |
| 560 & over  | 114  | 176                         | 650                       | 0                         | 0                           | 60             | 1000  |
| all hhs   | 48   | 127                         | 447                       | 303                       | 37                          | 36             | 1000  |
| <b>urban</b>  |  |                             |                           |                           |                             |                |       |
| < 160   | 0  | 0                           | 706                       | 270                       | 17                          | 7              | 1000  |
| 160- 190  | 0  | 66                          | 475                       | 436                       | 21                          | 2              | 1000  |
| 190- 230  | 17   | 62                          | 522                       | 343                       | 44                          | 12             | 1000  |
| 230- 265  | 13   | 104                         | 421                       | 417                       | 34                          | 11             | 1000  |
| 265- 310  | 36   | 93                          | 476                       | 334                       | 46                          | 15             | 1000  |
| 310- 355  | 26   | 119                         | 403                       | 388                       | 43                          | 21             | 1000  |
| 355- 410  | 46   | 121                         | 419                       | 355                       | 27                          | 32             | 1000  |
| 410- 490  | 43   | 138                         | 461                       | 309                       | 18                          | 31             | 1000  |
| 490- 605  | 55   | 137                         | 519                       | 251                       | 6                           | 32             | 1000  |
| 605- 825  | 42   | 140                         | 631                       | 147                       | 19                          | 21             | 1000  |
| 825-1055  | 52   | 201                         | 507                       | 218                       | 0                           | 22             | 1000  |
| 1055 & over   | 72   | 148                         | 745                       | 0                         | 0                           | 35             | 1000  |
| all hhs   | 37   | 119                         | 517                       | 281                       | 23                          | 22             | 1000  |

6.6 Very clearly, therefore, the data indicate that average MPCE goes up as a result of adjustment using "year" data in place of "month" data for the majority of households in all but a small part of the MPCE range (the top part), in both rural and urban sectors.

6.7 The table is, of course, restricted in its expository power by the fact that it reveals nothing about the direction of "0" (that is, within-class) movements. But the frequencies of non-"0" movements are themselves revealing.

6.8 By definition, unadjusted and adjusted MPCE, for a household, differ simply by the extent by which "reference month" expenditure (say,  $E_m$ ) on Group B items differs from one-twelfth (approximately) of 12-month expenditure  $E_y$ ) on the same items. Table T8, therefore, reveals that

in a substantial part of the MPCE range, households for which  $E_y$  exceeds 12 times  $E_m$  outnumber households for which  $E_y < 12.E_m$ .

6.9 This suggests that the large, lumpy expenditures of households on Group B items typically take place in only a few months of the year (1,2,3 or 4 months perhaps), while in the remaining months a “base level” MPCE prevails, composed of expenses which are incurred regularly every month. A household under these circumstances is more likely to be surveyed in a “base level MPCE” month than in one of the months in which large irregular or bulk expenditures take place. This means that most sample households will be reporting their “base level MPCE” as “MPCE last month”. Their 12-month figure  $E_y$  will consequently exceed 12 times  $E_m$ , implying that adjusted MPCE will exceed unadjusted MPCE.

6.10 This, as was said, will happen for a majority of households. The remaining households will be surveyed in (or for) months in which they have incurred large expenditures on Group B items. For them,  $E_m$  will be greater than one-twelfth of  $E_y$ , and hence “MPCE last month” will exceed adjusted MPCE. In fact, the big expenditures incurred by them last month will considerably raise their (unadjusted) MPCE level. This is what Table T8 shows when it records “minus” movements as predominant in the top MPCE classes. It is in fact the method of computation of household MPCE (adding up all normal and abnormal consumption expenditure last month) which automatically places most of the “ $12.E_m > E_y$ ” households in the upper (unadjusted) MPCE classes.

### **Differences in the distributions of MPCE using “monthly” and “yearly” data**

6.11 It is interesting to compare distributions of “adjusted” MPCE - built up using 365 days’ consumption data for these items - with the “unadjusted” (30 days’ data based) MPCE distributions.

6.12 Table 9 (R&U) presents these distributions for rural and urban sectors of each state (col.16 gives number of households in each MPCE class based on unadjusted MPCE data, while the last but one row gives the corresponding figures using adjusted MPCE data). The table also gives for each MPCE class the per 1000 distribution of households in the class prior to adjustment of MPCE, over MPCE classes after adjustment of MPCE.

6.13 Table T9 shows the all-India distributions of MPCE - rural and urban - before and after adjustment using “year” data. It may be observed that for rural and urban distributions the effect of adjustment is to increase the proportion of households in the middle of the MPCE range (roughly, Rs.190-455 for rural, Rs.265-825 for urban) at the expense of the segments outside this range. The adjusted distribution is thus less dispersed than the unadjusted. This is understandable as a

particular month's consumption may be abnormally high or low; annual consumption figures can be expected to be less fluctuating.

| Table T9: All-India MPCE distributions before and after adjustment using "yearly" data |   |              |                     |   |              |
|--|---|--------------|---------------------|---|--------------|
| rural  |   |              | urban               |   |              |
| MPCE class<br>(Rs.)  | estd.<br>no. of hhs (0000)<br>considering |              | MPCE class<br>(Rs.) | estd.<br>no. of hhs (0000)<br>considering |              |
|  | unadj.<br>MPCE                            | adj.<br>MPCE |                     | unadj.<br>MPCE                            | adj.<br>MPCE |
| < 120  | 491                                       | 385          | < 160               | 169                                       | 139          |
| 120 - 140  | 543                                       | 463          | 160 - 190           | 164                                       | 152          |
| 140 - 165  | 969                                       | 890          | 190 - 230           | 328                                       | 305          |
| 165 - 190  | 1200                                      | 1178         | 230 - 265           | 328                                       | 316          |
| 190 - 210  | 980                                       | 1049         | 265 - 310           | 414                                       | 429          |
| 210 - 235  | 1169                                      | 1211         | 310 - 355           | 384                                       | 389          |
| 235 - 265  | 1267                                      | 1353         | 355 - 410           | 421                                       | 448          |
| 265 - 300  | 1198                                      | 1297         | 410 - 490           | 468                                       | 481          |
| 300 - 355  | 1356                                      | 1488         | 490 - 605           | 489                                       | 509          |
| 355 - 455  | 1305                                      | 1372         | 605 - 825           | 551                                       | 563          |
| 455 - 560  | 666                                       | 613          | 825 - 1055          | 286                                       | 278          |
| 560 & over   | 803                                       | 649          | 1055 & over         | 324                                       | 316          |
| all classes  | 11947                                     | 11947        | all classes         | 4326                                      | 4326         |

6.14 Estimates of monthly per capita expenditure using “monthly” and “yearly” data on the five categories of Group B items - clothing, footwear, medical (institutional), and durable goods - are given at state/u.t. and all-India level in Table 10A, 10B, 10C, 10D, and 10E respectively.

**Table 1: Quantity and value of cash purchase; consumption out of home-grown stock; and total consumption of different items of food, pan, tobacco, intoxicants and fuel & light per person for a period of 30 days**

| all - India [50th round] |                      | Rural          |            |                                     |            |                   |            |                            |            |
|--------------------------|----------------------|----------------|------------|-------------------------------------|------------|-------------------|------------|----------------------------|------------|
| item code                | item                 | cash purchase  |            | consumption out of home-grown stock |            | total consumption |            | hhs. reporting consumption |            |
|                          |                      | quantity (kg@) | value (Rs) | quantity (kg@)                      | value (Rs) | quantity (kg@)    | value (Rs) | estd. no. per 1000         | sample no. |
| (1)                      | (2)                  | (3)            | (4)        | (5)                                 | (6)        | (7)               | (8)        | (9)                        | (10)       |
| 102 *                    | rice                 | 3.95           | 24.37      | 2.58                                | 15.59      | 6.79              | 41.54      | 848                        | 58869      |
| 112 *                    | atta                 | 0.44           | 2.25       | 1.82                                | 6.95       | 4.13              | 16.94      | 542                        | 37525      |
| 190                      | gram (whole grain)   | 0.02           | 0.31       | 0.01                                | 0.12       | 0.03              | 0.42       | 112                        | 9164       |
| 210 *                    | arhar (tur)          | 0.16           | 2.87       | 0.06                                | 0.90       | 0.24              | 3.89       | 530                        | 32467      |
| 212 *                    | gram (split)         | 0.05           | 0.74       | 0.02                                | 0.20       | 0.06              | 0.90       | 248                        | 17826      |
| 214 *                    | moong                | 0.08           | 1.22       | 0.02                                | 0.26       | 0.10              | 1.53       | 392                        | 27277      |
| 216 *                    | masur                | 0.10           | 1.35       | 0.02                                | 0.21       | 0.12              | 1.56       | 366                        | 29164      |
| 220 *                    | urd                  | 0.07           | 0.95       | 0.03                                | 0.29       | 0.10              | 1.25       | 345                        | 23839      |
| 230                      | milk: liquid (litre) | 1.00           | 6.83       | 2.91                                | 17.91      | 3.94              | 24.89      | 663                        | 45715      |
| 234                      | ghee                 | 0.01           | 1.05       | 0.00                                | 0.20       | 0.01              | 1.30       | 65                         | 4895       |
| 240 *                    | vanaspati            | 0.03           | 1.10       | 0.00                                | 0.01       | 0.03              | 1.08       | 116                        | 9626       |
| 243 *                    | mustard oil          | 0.14           | 4.49       | 0.03                                | 0.79       | 0.17              | 5.23       | 507                        | 38903      |
| 245 *                    | groundnut oil        | 0.11           | 4.16       | 0.00                                | 0.07       | 0.12              | 4.36       | 304                        | 17287      |
| 247 *                    | coconut oil          | 0.01           | 0.39       | 0.00                                | 0.02       | 0.01              | 0.40       | 36                         | 2797       |
| 255 *                    | refined oil          | 0.01           | 0.30       | 0.00                                | 0.00       | 0.01              | 0.31       | 23                         | 1719       |
| 270                      | goat meat            | 0.05           | 2.40       | 0.00                                | 0.02       | 0.05              | 2.43       | 203                        | 13895      |
| 271                      | mutton               | 0.01           | 0.60       | 0.00                                | 0.00       | 0.01              | 0.60       | 49                         | 2939       |
| 272                      | beef                 | 0.02           | 0.42       | 0.00                                | 0.00       | 0.02              | 0.43       | 48                         | 4913       |
| 274                      | buffalo meat         | 0.02           | 0.21       | 0.00                                | 0.00       | 0.02              | 0.21       | 18                         | 1165       |
| 280                      | chicken              | 0.01           | 0.41       | 0.01                                | 0.39       | 0.02              | 0.80       | 75                         | 7025       |
| 282                      | eggs (no.)           | 0.45           | 0.55       | 0.19                                | 0.22       | 0.64              | 0.77       | 220                        | 16789      |
| 284 \$                   | fish                 | 0.14           | 3.03       | 0.01                                | 0.30       | 0.18              | 3.77       | 307                        | 8116       |
| 290                      | potato               | 1.05           | 3.54       | 0.19                                | 0.42       | 1.24              | 3.96       | 883                        | 62027      |
| 291                      | onion                | 0.43           | 2.12       | 0.02                                | 0.08       | 0.46              | 2.21       | 901                        | 62026      |
| 310                      | cauliflower          | 0.15           | 0.55       | 0.01                                | 0.03       | 0.16              | 0.58       | 248                        | 18218      |
| 311                      | cabbage              | 0.14           | 0.49       | 0.01                                | 0.03       | 0.15              | 0.52       | 313                        | 22952      |
| 312                      | brinjal              | 0.36           | 1.30       | 0.05                                | 0.13       | 0.41              | 1.44       | 724                        | 48397      |
| 313                      | lady's finger        | 0.10           | 0.48       | 0.02                                | 0.07       | 0.12              | 0.55       | 348                        | 23178      |
| 314                      | palak                | 0.08           | 0.22       | 0.02                                | 0.03       | 0.10              | 0.26       | 214                        | 13693      |
| 317                      | tomato               | 0.26           | 1.30       | 0.03                                | 0.08       | 0.29              | 1.39       | 589                        | 39964      |
| 321                      | chilli (green)       | 0.10           | 0.80       | 0.01                                | 0.09       | 0.11              | 0.89       | 780                        | 52488      |
| 325                      | lemon (no.)          | 0.41           | 0.18       | 0.02                                | 0.01       | 0.44              | 0.20       | 215                        | 15463      |
| 340                      | banana (no.)         | 1.98           | 1.06       | 0.20                                | 0.08       | 2.20              | 1.15       | 432                        | 32477      |
| 344                      | coconut (no.)        | 0.17           | 0.71       | 0.14                                | 0.50       | 0.32              | 1.23       | 240                        | 15774      |
| 350                      | mango                | 0.04           | 0.32       | 0.01                                | 0.05       | 0.06              | 0.40       | 76                         | 5673       |
| 355                      | apple                | 0.03           | 0.37       | 0.00                                | 0.00       | 0.03              | 0.38       | 93                         | 8356       |
| 361                      | groundnut            | 0.02           | 0.34       | 0.01                                | 0.11       | 0.03              | 0.48       | 139                        | 9053       |
| 370 *                    | sugar (crystal)      | 0.62           | 6.99       | 0.00                                | 0.00       | 0.61              | 6.91       | 577                        | 41996      |
| 373 \$                   | gur                  | 0.14           | 1.38       | 0.02                                | 0.16       | 0.16              | 1.53       | 320                        | 1975       |
| 390                      | turmeric (gm)        | 26.74          | 0.82       | 0.73                                | 0.02       | 30.64             | 0.94       | 917                        | 63493      |

@ Quantity unit kg unless otherwise specified; \* cols. 9,10 exclude consumption out of public distn. system purchases  
\$ cols. 9,10 relate to fresh fish for item 284 and gur(cane) for item 373



**Table 1: Quantity and value of cash purchase; consumption out of home-grown stock; and total consumption of different items of food, pan, tobacco, intoxicants and fuel & light per person for a period of 30 days**

| all - India [50th round] |                           | Rural          |            |                                     |            |                   |            |                            |            |
|--------------------------|---------------------------|----------------|------------|-------------------------------------|------------|-------------------|------------|----------------------------|------------|
| item code                | item                      | cash purchase  |            | consumption out of home-grown stock |            | total consumption |            | hhs. reporting consumption |            |
|                          |                           | quantity (kg@) | value (Rs) | quantity (kg@)                      | value (Rs) | quantity (kg@)    | value (Rs) | estd. no. per 1000         | sample no. |
| (1)                      | (2)                       | (3)            | (4)        | (5)                                 | (6)        | (7)               | (8)        | (9)                        | (10)       |
| 391                      | black pepper (gm)         | 3.72           | 0.24       | 0.13                                | 0.01       | 4.28              | 0.26       | 274                        | 18518      |
| 392                      | dry chillies (gm)         | 49.63          | 1.37       | 4.90                                | 0.06       | 65.09             | 1.68       | 859                        | 58313      |
| 393                      | garlic (gm)               | 28.14          | 0.64       | 2.40                                | 0.04       | 32.78             | 0.73       | 761                        | 51776      |
| 394                      | tamarind (gm)             | 23.54          | 0.37       | 1.47                                | 0.02       | 30.82             | 0.47       | 277                        | 16416      |
| 395                      | ginger (gm)               | 13.72          | 0.28       | 0.76                                | 0.01       | 14.83             | 0.30       | 394                        | 29607      |
| 400                      | tea (no. of cups)         | 2.76           | 2.39       | 0.03                                | 0.02       | 2.96              | 2.56       | 425                        | 30764      |
| 401                      | tea: leaf (gm)            | 38.57          | 3.01       | 0.08                                | 0.00       | 38.69             | 2.99       | 674                        | 50261      |
| 402                      | coffee (no. of cups)      | 0.06           | 0.07       | 0.00                                | 0.00       | 0.06              | 0.07       | 11                         | 711        |
| 403                      | coffee powder (gm)        | 4.20           | 0.28       | 0.14                                | 0.01       | 4.26              | 0.28       | 73                         | 4699       |
| 410                      | biscuit and confectionery | -              | 1.05       | -                                   | 0.00       | -                 | 1.06       | 399                        | 30682      |
| 411                      | salted refreshments       | -              | 1.14       | -                                   | 0.01       | -                 | 1.16       | 364                        | 25403      |
| 412                      | prepared sweets           | -              | 0.74       | -                                   | 0.01       | -                 | 0.78       | 189                        | 14477      |
| 431                      | pan: finished (no.)       | 0.62           | 0.38       | 0.01                                | 0.00       | 0.64              | 0.39       | 96                         | 8418       |
| 440                      | bidi (no.)                | 45.24          | 3.68       | 0.15                                | 0.01       | 45.74             | 3.70       | 445                        | 30796      |
| 441                      | cigarettes (no.)          | 0.80           | 0.45       | 0.00                                | 0.00       | 0.80              | 0.45       | 40                         | 4226       |
| 461                      | firewood & chips          | 2.18           | 1.66       | 5.64                                | 3.64       | 17.27             | 10.77      | 869                        | 60552      |
| 462                      | electricity (st. unit)    | 2.19           | 2.12       | 0.01                                | 0.02       | 2.27              | 2.24       | 345                        | 28375      |
| 463                      | dung cake                 | -              | 0.20       | -                                   | 2.46       | -                 | 3.23       | 487                        | 30028      |
| 464 *                    | kerosene (ltr)            | 0.69           | 2.64       | 0.00                                | 0.00       | 0.68              | 2.60       | 411                        | 27744      |
| 466                      | matches (box)             | 1.90           | 0.57       | 0.00                                | 0.00       | 1.89              | 0.56       | 967                        | 66746      |
| 472                      | LPG (kg)                  | 0.05           | 0.32       | 0.00                                | 0.00       | 0.04              | 0.32       | 19                         | 2085       |

@ Quantity unit kg unless otherwise specified; \* cols. 9,10 exclude consumption out of public distn. system purchases  
\$ cols. 9,10 relate to fresh fish for item 284 and gur(cane) for item 373

## All - India [43rd Round]

Table 1: Quantity and value of cash purchase; consumption out of home-grown stock; and total consumption of different items of food, pan, tobacco, intoxicants and fuel &amp; light per person for a period of 30 days

| item code | item                  | cash purchase  |            | consumption out of home-grown stock |            | total consumption |            | hhs. reporting consumption |            |
|-----------|-----------------------|----------------|------------|-------------------------------------|------------|-------------------|------------|----------------------------|------------|
|           |                       | quantity (kg@) | value (Rs) | quantity (kg@)                      | value (Rs) | quantity (kg@)    | value (Rs) | estd. no. per 1000         | sample no. |
| (1)       | (2)                   | (3)            | (4)        | (5)                                 | (6)        | (7)               | (8)        | (9)                        | (10)       |
| 102 *     | rice                  | 4.13           | 14.63      | 2.51                                | 8.71       | 6.81              | 23.87      | 880                        | 74248      |
| 112 *     | atta                  | 0.51           | 1.42       | 1.10                                | 2.30       | 4.48              | 10.33      | 585                        | 67285      |
| 190       | gram (whole grain)    | 0.04           | 0.19       | 0.09                                | 0.30       | 0.06              | 0.28       | 121                        | 11558      |
| 210 *     | arhar (tur)           | 0.17           | 1.76       | 0.10                                | 0.68       | 0.25              | 2.49       | 500                        | 37449      |
| 212 *     | gram (split)          | 0.06           | 0.39       | 0.05                                | 0.23       | 0.08              | 0.51       | 251                        | 21877      |
| 214 *     | moong                 | 0.68           | 0.03       | 0.18                                | 0.00       | 0.11              | 0.85       | 364                        | 31496      |
| 216 *     | masur                 | 0.10           | 0.73       | 0.03                                | 0.16       | 0.13              | 0.88       | 324                        | 29778      |
| 220 *     | urd                   | 0.07           | 0.50       | 0.02                                | 0.15       | 0.09              | 0.66       | 303                        | 25885      |
| 230       | milk (liquid) (litre) | 0.88           | 3.63       | 2.38                                | 8.79       | 3.20              | 12.06      | 621                        | 53824      |
| 234       | ghee                  | 0.01           | 0.74       | 0.00                                | 0.26       | 0.02              | 0.98       | 77                         | 7165       |
| 240 *     | vanaspati             | 0.08           | 1.38       | 0.00                                | 0.00       | 0.04              | 0.95       | 127                        | 12199      |
| 243 *     | mustard oil           | 0.12           | 3.19       | 0.03                                | 0.47       | 0.13              | 3.22       | 172                        | 11911      |
| 245 *     | groundnut oil         | 0.08           | 2.23       | 0.00                                | 0.07       | 0.09              | 2.30       | 307                        | 22123      |
| 247 *     | coconut oil           | 0.01           | 0.17       | 0.00                                | 0.01       | 0.01              | 0.18       | 34                         | 3378       |
| 255 *     | refined oil           | 0.00           | 0.09       | 0.00                                | 0.00       | 0.00              | 0.09       | 15                         | 1206       |
| 270       | goat meat             | 0.05           | 1.50       | 0.00                                | 0.03       | 0.05              | 1.53       | 213                        | 17269      |
| 271       | mutton                | 0.01           | 0.21       | 0.00                                | 0.00       | 0.01              | 0.21       | 28                         | 3058       |
| 272       | beef                  | 0.02           | 0.24       | 0.00                                | 0.00       | 0.02              | 0.25       | 45                         | 5356       |
| 274       | buffalo meat          | 0.01           | 0.09       | 0.00                                | 0.00       | 0.01              | 0.10       | 18                         | 1266       |
| 280       | chicken               | 0.01           | 0.20       | 0.02                                | 0.26       | 0.02              | 0.43       | 67                         | 8259       |
| 282       | eggs (no.)            | 0.34           | 0.25       | 0.19                                | 0.14       | 0.52              | 0.39       | 174                        | 17181      |
| 284 \$    | fish                  | 0.12           | 1.38       | 0.02                                | 0.21       | 0.16              | 1.81       | 285                        | 26121      |
| 290       | potato                | 0.97           | 1.84       | 0.26                                | 0.26       | 1.18              | 2.06       | 830                        | 70214      |
| 291       | onion                 | 0.35           | 1.07       | 0.02                                | 0.05       | 0.38              | 1.13       | 804                        | 66254      |
| 310       | cauliflower           | 0.10           | 0.24       | 0.01                                | 0.02       | 0.11              | 0.26       | 179                        | 16060      |
| 311       | cabbage               | 0.08           | 0.17       | 0.01                                | 0.01       | 0.09              | 0.19       | 176                        | 16534      |
| 312       | brinjal               | 0.37           | 0.78       | 0.08                                | 0.16       | 0.43              | 0.87       | 590                        | 55215      |
| 313       | lady's finger         | 0.09           | 0.25       | 0.03                                | 0.05       | 0.11              | 0.29       | 298                        | 24682      |
| 314       | palak                 | 0.06           | 0.10       | 0.01                                | 0.02       | 0.08              | 0.13       | 158                        | 12889      |
| 317       | tomato                | 0.14           | 0.43       | 0.02                                | 0.04       | 0.16              | 0.47       | 346                        | 27852      |
| 321       | chilli (green)        | 0.07           | 0.35       | 0.01                                | 0.07       | 0.08              | 0.40       | 555                        | 64546      |
| 325       | lemon                 | 0.01           | 0.05       | 0.00                                | 0.00       | 0.01              | 0.06       | 79                         | 6978       |
| 340       | banana (no.)          | 0.18           | 0.44       | 0.03                                | 0.05       | 0.21              | 0.50       | 323                        | 30066      |
| 344       | coconut (no.)         | 0.17           | 0.52       | 0.14                                | 0.37       | 0.30              | 0.90       | 250                        | 20490      |
| 350       | mango                 | 0.01           | 0.20       | 0.00                                | 0.05       | 0.01              | 0.27       | 85                         | 7047       |
| 355       | apple                 | 0.02           | 0.13       | 0.00                                | 0.00       | 0.02              | 0.14       | 58                         | 6371       |
| 361       | groundnut             | 0.01           | 0.15       | 0.01                                | 0.07       | 0.02              | 0.22       | 98                         | 8016       |
| 370 *     | sugar (crystal)       | 0.52           | 3.16       | 0.00                                | 0.00       | 0.52              | 3.11       | 748                        | 65924      |
| 373 \$    | gur                   | 0.25           | 1.04       | 0.05                                | 0.16       | 0.30              | 1.20       | 672                        | 35990      |
| 390       | turmeric (gm)         | 27.50          | 0.48       | 0.88                                | 0.01       | 30.42             | 0.52       | 901                        | 75208      |

@ Quantity unit kg unless otherwise specified; \* cols. 9,10 exclude consumption out of public distn. system purchases  
\$ cols. 9,10 relate to fresh fish for item 284 and gur(cane) for item 373

## All - India [43rd Round]

Table 1: Quantity and value of cash purchase; consumption out of home-grown stock; and total consumption of different items of food, pan, tobacco, intoxicants and fuel &amp; light per person for a period of 30 days

| item code | item                   | cash purchase  |            | consumption out of home-grown stock |            | total consumption |            | Rural<br>hhs. reporting consumption |            |
|-----------|------------------------|----------------|------------|-------------------------------------|------------|-------------------|------------|-------------------------------------|------------|
|           |                        | quantity (kg@) | value (Rs) | quantity (kg@)                      | value (Rs) | quantity (kg@)    | value (Rs) | estd. no. per 1000                  | sample no. |
| (1)       | (2)                    | (3)            | (4)        | (5)                                 | (6)        | (7)               | (8)        | (9)                                 | (10)       |
| 391       | black pepper (gm)      | 2.65           | 0.18       | 0.13                                | 0.01       | 3.00              | 0.20       | 240                                 | 19347      |
| 392       | dry chillies (gm)      | 63.82          | 1.09       | 4.23                                | 0.07       | 73.11             | 1.21       | 887                                 | 72764      |
| 393       | garlic (gm)            | 19.87          | 0.39       | 2.62                                | 0.05       | 22.90             | 0.44       | 654                                 | 53100      |
| 394       | tamarind (gm)          | 26.51          | 0.25       | 3.36                                | 0.03       | 34.16             | 0.32       | 279                                 | 20807      |
| 395       | ginger (gm)            | 9.32           | 0.13       | 0.89                                | 0.01       | 10.11             | 0.14       | 296                                 | 27170      |
| 400       | tea (no. of cups)      | 2.55           | 1.24       | 0.19                                | 0.18       | 2.81              | 1.37       | 412                                 | 35405      |
| 401       | tea leaf (gm)          | 36.63          | 1.48       | 0.02                                | 0.00       | 36.86             | 1.49       | 598                                 | 55699      |
| 402       | coffee (no. of cups)   | 0.08           | 0.05       | 0.00                                | 0.00       | 0.09              | 0.05       | 19                                  | 1493       |
| 403       | coffee powder (gm)     | 3.84           | 0.13       | 0.26                                | 0.01       | 4.09              | 0.13       | 66                                  | 5478       |
| 410       | biscuit                | 0.02           | 0.34       | 0.00                                | 0.00       | 0.02              | 0.35       | 237                                 | 22246      |
| 411       | salted refreshments    | 0.03           | 0.61       | 0.00                                | 0.01       | 0.03              | 0.63       | 304                                 | 25037      |
| 412       | prepared sweets        | 0.01           | 0.42       | 0.00                                | 0.01       | 0.01              | 0.46       | 187                                 | 16670      |
| 431       | pan: finished (no.)    | 0.63           | 0.20       | 0.01                                | 0.00       | 0.65              | 0.21       | 96                                  | 9630       |
| 440       | bidi (no.)             | 48.86          | 1.91       | 0.31                                | 0.01       | 49.50             | 1.93       | 470                                 | 37822      |
| 441       | cigarettes (no.)       | 1.05           | 0.27       | 0.00                                | 0.00       | 1.05              | 0.27       | 42                                  | 5172       |
| 461       | firewood & chips       | 2.56           | 1.15       | 5.42                                | 2.19       | 16.24             | 6.36       | 873                                 | 73143      |
| 462       | electricity (st. unit) | 1.24           | 0.70       | 0.00                                | 0.00       | 1.30              | 0.73       | 221                                 | 23808      |
| 463       | dungcake               | 0.00           | 0.15       | 0.01                                | 1.87       | 0.01              | 2.13       | 516                                 | 38349      |
| 464 *     | kerosene (ltr)         | 0.57           | 1.61       | 0.00                                | 0.00       | 0.57              | 1.59       | 954                                 | 77864      |
| 466       | matches (box)          | 1.78           | 0.41       | 0.06                                | 0.01       | 1.78              | 0.41       | 973                                 | 80797      |
| 472       | LPG (kg)               | 0.01           | 0.06       | 0.00                                | 0.00       | 0.01              | 0.06       | 7                                   | 860        |

@ Quantity unit kg unless otherwise specified; \* cols. 9,10 exclude consumption out of public distrn. system purchases  
\$ cols. 9,10 relate to fresh fish for item 284 and gur(cane) for item 373

**Table 1: Quantity and value of cash purchase; consumption out of home-grown stock; and total consumption of different items of food, pan, tobacco, intoxicants and fuel & light per person for a period of 30 days**

| all - India [50th round] |                      | Urban          |            |                                     |            |                   |            |                            |            |
|--------------------------|----------------------|----------------|------------|-------------------------------------|------------|-------------------|------------|----------------------------|------------|
| item code                | item                 | cash purchase  |            | consumption out of home-grown stock |            | total consumption |            | hhs. reporting consumption |            |
|                          |                      | quantity (kg@) | value (Rs) | quantity (kg@)                      | value (Rs) | quantity (kg@)    | value (Rs) | estd. no. per 1000         | sample no. |
| (1)                      | (2)                  | (3)            | (4)        | (5)                                 | (6)        | (7)               | (8)        | (9)                        | (10)       |
| 102 *                    | rice                 | 4.77           | 34.19      | 0.22                                | 1.44       | 5.13              | 36.80      | 829                        | 39008      |
| 112 *                    | atta                 | 0.95           | 5.01       | 0.23                                | 0.90       | 4.30              | 20.54      | 641                        | 29023      |
| 190                      | gram (whole grain)   | 0.04           | 0.68       | 0.00                                | 0.02       | 0.04              | 0.68       | 186                        | 9165       |
| 210 *                    | arhar (tur)          | 0.31           | 5.51       | 0.01                                | 0.11       | 0.33              | 5.86       | 689                        | 29808      |
| 212 *                    | gram (split)         | 0.08           | 1.30       | 0.00                                | 0.02       | 0.07              | 1.23       | 359                        | 15778      |
| 214 *                    | moong                | 0.13           | 2.08       | 0.00                                | 0.03       | 0.13              | 2.16       | 556                        | 24965      |
| 216 *                    | masur                | 0.10           | 1.41       | 0.00                                | 0.01       | 0.10              | 1.41       | 336                        | 17450      |
| 220 *                    | urd                  | 0.10           | 1.48       | 0.00                                | 0.02       | 0.10              | 1.52       | 394                        | 17514      |
| 230                      | milk: liquid (litre) | 4.32           | 35.13      | 0.56                                | 3.91       | 4.89              | 39.09      | 800                        | 36098      |
| 234                      | ghee                 | 0.04           | 3.81       | 0.00                                | 0.10       | 0.05              | 4.03       | 192                        | 9002       |
| 240 *                    | vanaspati            | 0.06           | 2.36       | 0.00                                | 0.00       | 0.06              | 2.34       | 213                        | 9816       |
| 243 *                    | mustard oil          | 0.15           | 4.77       | 0.00                                | 0.08       | 0.15              | 4.84       | 350                        | 18291      |
| 245 *                    | groundnut oil        | 0.23           | 8.55       | 0.00                                | 0.00       | 0.24              | 9.23       | 400                        | 16390      |
| 247 *                    | coconut oil          | 0.01           | 0.47       | 0.00                                | 0.01       | 0.01              | 0.50       | 34                         | 2078       |
| 255 *                    | refined oil          | 0.05           | 1.98       | 0.00                                | 0.00       | 0.05              | 1.99       | 81                         | 4279       |
| 270                      | goat meat            | 0.09           | 4.77       | 0.00                                | 0.00       | 0.09              | 4.80       | 280                        | 12348      |
| 271                      | mutton               | 0.02           | 1.42       | 0.00                                | 0.00       | 0.02              | 1.42       | 82                         | 3517       |
| 272                      | beef                 | 0.03           | 0.56       | 0.00                                | 0.00       | 0.03              | 0.56       | 40                         | 3050       |
| 274                      | buffalo meat         | 0.03           | 0.47       | 0.00                                | 0.00       | 0.03              | 0.47       | 31                         | 1309       |
| 280                      | chicken              | 0.03           | 1.20       | 0.00                                | 0.04       | 0.03              | 1.24       | 90                         | 5170       |
| 282                      | eggs (no.)           | 1.44           | 1.72       | 0.04                                | 0.05       | 1.48              | 1.77       | 349                        | 16851      |
| 284 \$                   | fish                 | 0.19           | 4.82       | 0.00                                | 0.04       | 0.20              | 4.99       | 271                        | 14586      |
| 290                      | potato               | 1.07           | 3.93       | 0.01                                | 0.02       | 1.08              | 3.95       | 853                        | 40687      |
| 291                      | onion                | 0.56           | 2.88       | 0.00                                | 0.01       | 0.56              | 2.88       | 865                        | 41228      |
| 310                      | cauliflower          | 0.19           | 1.05       | 0.00                                | 0.01       | 0.20              | 1.06       | 341                        | 15775      |
| 311                      | cabbage              | 0.22           | 1.02       | 0.00                                | 0.00       | 0.22              | 1.02       | 490                        | 22841      |
| 312                      | brinjal              | 0.38           | 1.71       | 0.00                                | 0.01       | 0.39              | 1.72       | 739                        | 33692      |
| 313                      | lady's finger        | 0.17           | 1.04       | 0.00                                | 0.01       | 0.17              | 1.05       | 494                        | 22891      |
| 314                      | palak                | 0.15           | 0.53       | 0.00                                | 0.01       | 0.15              | 0.54       | 347                        | 15218      |
| 317                      | tomato               | 0.45           | 2.75       | 0.00                                | 0.01       | 0.46              | 2.76       | 756                        | 35130      |
| 321                      | chilli (green)       | 0.11           | 1.07       | 0.00                                | 0.01       | 0.11              | 1.07       | 793                        | 36284      |
| 325                      | lemon (no.)          | 1.20           | 0.58       | 0.01                                | 0.00       | 1.23              | 0.58       | 452                        | 21027      |
| 340                      | banana (no.)         | 4.40           | 2.75       | 0.03                                | 0.02       | 4.48              | 2.80       | 679                        | 31759      |
| 344                      | coconut (no.)        | 0.35           | 1.50       | 0.10                                | 0.36       | 0.46              | 1.89       | 299                        | 13714      |
| 350                      | mango                | 0.11           | 1.27       | 0.00                                | 0.02       | 0.12              | 1.30       | 130                        | 6282       |
| 355                      | apple                | 0.11           | 1.61       | 0.00                                | 0.00       | 0.11              | 1.62       | 264                        | 12905      |
| 361                      | groundnut            | 0.04           | 0.76       | 0.00                                | 0.02       | 0.04              | 0.79       | 220                        | 9580       |
| 370 *                    | sugar (crystal)      | 0.91           | 10.25      | 0.00                                | 0.00       | 0.90              | 10.13      | 715                        | 33955      |
| 373 \$                   | gur                  | 0.06           | 0.66       | 0.00                                | 0.01       | 0.06              | 0.67       | 175                        | 7604       |
| 390                      | turmeric (gm)        | 25.60          | 0.86       | 0.06                                | 0.00       | 29.89             | 1.03       | 874                        | 41369      |

@ Quantity unit kg unless otherwise specified; \* cols. 9,10 exclude consumption out of public distn. system purchases  
\$ cols. 9,10 relate to fresh fish for item 284 and gur(cane) for item 373

**Table 1: Quantity and value of cash purchase; consumption out of home-grown stock; and total consumption of different items of food, pan, tobacco, intoxicants and fuel & light per person for a period of 30 days**

| all - India [50th round] |                           | Urban          |            |                                     |            |                   |            |                            |            |
|--------------------------|---------------------------|----------------|------------|-------------------------------------|------------|-------------------|------------|----------------------------|------------|
| item code                | item                      | cash purchase  |            | consumption out of home-grown stock |            | total consumption |            | hhs. reporting consumption |            |
|                          |                           | quantity (kg@) | value (Rs) | quantity (kg@)                      | value (Rs) | quantity (kg@)    | value (Rs) | estd. no. per 1000         | sample no. |
| (1)                      | (2)                       | (3)            | (4)        | (5)                                 | (6)        | (7)               | (8)        | (9)                        | (10)       |
| 391                      | black pepper (gm)         | 5.09           | 0.34       | 0.05                                | 0.00       | 6.10              | 0.40       | 339                        | 15349      |
| 392                      | dry chillies (gm)         | 49.17          | 1.47       | 0.33                                | 0.01       | 61.01             | 1.88       | 831                        | 38436      |
| 393                      | garlic (gm)               | 33.91          | 0.84       | 0.23                                | 0.00       | 36.71             | 0.90       | 738                        | 33875      |
| 394                      | tamarind (gm)             | 30.76          | 0.51       | 0.24                                | 0.00       | 36.38             | 0.60       | 316                        | 14155      |
| 395                      | ginger (gm)               | 23.70          | 0.52       | 0.08                                | 0.00       | 24.36             | 0.54       | 511                        | 25153      |
| 400                      | tea (no. of cups)         | 6.60           | 7.08       | -                                   | -          | 7.02              | 7.50       | 614                        | 28457      |
| 401                      | tea: leaf (gm)            | 64.87          | 5.11       | 0.01                                | 0.00       | 63.93             | 5.04       | 777                        | 37527      |
| 402                      | coffee (no. of cups)      | 0.21           | 0.32       | -                                   | -          | 0.22              | 0.34       | 34                         | 1429       |
| 403                      | coffee powder (gm)        | 9.43           | 0.75       | 0.03                                | 0.00       | 9.29              | 0.74       | 133                        | 6039       |
| 410                      | biscuit and confectionery | -              | 2.57       | -                                   | 0.00       | -                 | 2.58       | 548                        | 26625      |
| 411                      | salted refreshments       | -              | 2.91       | -                                   | 0.01       | -                 | 2.98       | 515                        | 23158      |
| 412                      | prepared sweets           | -              | 1.90       | -                                   | 0.01       | -                 | 1.94       | 268                        | 13097      |
| 431                      | pan: finished (no.)       | 1.35           | 1.14       | 0.01                                | 0.01       | 1.39              | 1.16       | 118                        | 6942       |
| 440                      | bidi (no.)                | 32.46          | 2.78       | 0.04                                | 0.00       | 32.39             | 2.79       | 274                        | 12105      |
| 441                      | cigarettes (no.)          | 3.60           | 2.45       | 0.00                                | 0.00       | 3.65              | 2.45       | 111                        | 6199       |
| 461                      | firewood & chips          | 3.84           | 3.57       | 0.68                                | 0.48       | 6.09              | 5.12       | 373                        | 17338      |
| 462                      | electricity (st. unit)    | 9.39           | 10.16      | 0.00                                | 0.00       | 9.67              | 10.49      | 738                        | 35574      |
| 463                      | dung cake                 | -              | 0.42       | -                                   | 0.34       | -                 | 0.91       | 152                        | 6067       |
| 464 *                    | kerosene (ltr)            | 1.45           | 5.57       | 0.00                                | 0.00       | 1.42              | 5.49       | 364                        | 16072      |
| 466                      | matches (box)             | 1.91           | 0.60       | 0.00                                | 0.00       | 1.91              | 0.60       | 916                        | 42844      |
| 472                      | LPG (kg)                  | 0.90           | 6.03       | 0.00                                | 0.00       | 0.88              | 5.94       | 295                        | 15363      |

@ Quantity unit kg unless otherwise specified; \* cols. 9,10 exclude consumption out of public distn. system purchases  
\$ cols. 9,10 relate to fresh fish for item 284 and gur(cane) for item 373

## All - India [43rd Round]

Table 1: Quantity and value of cash purchase; consumption out of home-grown stock; and total consumption of different items of food, pan, tobacco, intoxicants and fuel &amp; light per person for a period of 30 days

| item code | item                | cash purchase |       | consumption out of home-grown stock |       | total consumption |       | Urban<br>hhs. reporting consumption |        |
|-----------|---------------------|---------------|-------|-------------------------------------|-------|-------------------|-------|-------------------------------------|--------|
|           |                     | quantity      | value | quantity                            | value | quantity          | value | estd. no.                           | sample |
|           |                     | (kg@)         | (Rs)  | (kg@)                               | (Rs)  | (kg@)             | (Rs)  | per 1000                            | no.    |
| (1)       | (2)                 | (3)           | (4)   | (5)                                 | (6)   | (7)               | (8)   | (9)                                 | (10)   |
| 102 *     | rice                | 4.87          | 19.41 | 0.23                                | 0.83  | 5.26              | 20.96 | 881                                 | 40516  |
| 112 *     | atta                | 1.01          | 2.81  | 0.13                                | 0.28  | 4.37              | 11.50 | 692                                 | 30799  |
| 190       | gram (whole grain)  | 0.05          | 0.34  | 0.00                                | 0.01  | 0.06              | 0.34  | 185                                 | 8749   |
| 210 *     | arhar (tur)         | 0.32          | 3.58  | 0.01                                | 0.09  | 0.34              | 3.73  | 669                                 | 27927  |
| 212 *     | gram (split)        | 0.29          | 2.03  | 0.00                                | 0.01  | 0.09              | 0.62  | 353                                 | 15485  |
| 214 *     | moong               | 0.14          | 1.19  | 0.00                                | 0.02  | 0.15              | 1.23  | 550                                 | 25382  |
| 216 *     | masur               | 0.11          | 0.85  | 0.00                                | 0.01  | 0.12              | 0.86  | 345                                 | 16933  |
| 220 *     | urd                 | 0.11          | 0.86  | 0.03                                | 0.25  | 0.11              | 0.88  | 410                                 | 17506  |
| 230       | milk liquid (litre) | 3.73          | 17.28 | 0.54                                | 2.18  | 4.26              | 19.42 | 778                                 | 35444  |
| 234       | ghee                | 0.04          | 2.23  | 0.00                                | 0.15  | 0.04              | 2.42  | 182                                 | 8669   |
| 240 *     | vanaspati           | 0.10          | 2.49  | 0.00                                | 0.00  | 0.09              | 2.45  | 273                                 | 12709  |
| 243 *     | mustard oil         | 0.12          | 3.30  | 0.00                                | 0.05  | 0.13              | 3.31  | 355                                 | 17672  |
| 245 *     | groundnut oil       | 0.17          | 4.62  | 0.00                                | 0.01  | 0.18              | 4.81  | 377                                 | 15661  |
| 247 *     | coconut oil         | 0.01          | 0.19  | 0.00                                | 0.01  | 0.01              | 0.19  | 29                                  | 1458   |
| 255 *     | refined oil         | 0.01          | 0.46  | 0.00                                | 0.00  | 0.01              | 0.45  | 23                                  | 1299   |
| 270       | goat meat           | 0.11          | 3.27  | 0.00                                | 0.01  | 0.11              | 3.29  | 323                                 | 14099  |
| 271       | mutton              | 0.02          | 0.53  | 0.00                                | 0.00  | 0.02              | 0.53  | 49                                  | 2570   |
| 272       | beef                | 0.03          | 0.30  | 0.00                                | 0.00  | 0.03              | 0.31  | 36                                  | 2353   |
| 274       | buffalo meat        | 0.04          | 0.27  | 0.00                                | 0.00  | 0.04              | 0.28  | 29                                  | 1187   |
| 280       | chicken             | 0.01          | 0.36  | 0.00                                | 0.03  | 0.02              | 0.40  | 46                                  | 3050   |
| 282       | eggs (no.)          | 1.38          | 1.00  | 0.13                                | 0.10  | 1.43              | 1.04  | 323                                 | 15244  |
| 284 \$    | fish                | 0.17          | 2.56  | 0.00                                | 0.03  | 0.17              | 2.62  | 258                                 | 12961  |
| 290       | potato              | 1.10          | 2.30  | 0.02                                | 0.02  | 1.11              | 2.32  | 857                                 | 39515  |
| 291       | onion               | 0.52          | 1.65  | 0.00                                | 0.01  | 0.50              | 1.60  | 832                                 | 37534  |
| 310       | cauliflower         | 0.21          | 0.68  | 0.00                                | 0.00  | 0.21              | 0.68  | 336                                 | 15859  |
| 311       | cabbage             | 0.17          | 0.54  | 0.00                                | 0.00  | 0.18              | 0.54  | 386                                 | 18093  |
| 312       | brinjal             | 0.42          | 1.07  | 0.00                                | 0.01  | 0.42              | 1.08  | 760                                 | 33243  |
| 313       | lady's finger       | 0.18          | 0.66  | 0.00                                | 0.00  | 0.18              | 0.66  | 476                                 | 20985  |
| 314       | palak               | 0.16          | 0.35  | 0.00                                | 0.00  | 0.17              | 0.36  | 342                                 | 15246  |
| 317       | tomato              | 0.36          | 1.40  | 0.00                                | 0.00  | 0.31              | 1.22  | 567                                 | 24898  |
| 321       | chilli (green)      | 0.09          | 0.51  | 0.00                                | 0.00  | 0.09              | 0.51  | 638                                 | 27570  |
| 325       | lemon               | 0.02          | 0.20  | 0.00                                | 0.00  | 0.02              | 0.20  | 213                                 | 9433   |
| 340       | banana (no.)        | 0.50          | 1.38  | 0.00                                | 0.01  | 0.51              | 1.41  | 595                                 | 26860  |
| 344       | coconut (no.)       | 0.33          | 1.05  | 0.07                                | 0.22  | 0.41              | 1.30  | 306                                 | 13080  |
| 350       | mango               | 0.02          | 0.70  | 0.00                                | 0.00  | 0.02              | 0.72  | 142                                 | 6620   |

@ Quantity unit kg unless otherwise specified; \* cols. 9,10 exclude consumption out of public distn. system purchases  
\$ cols. 9,10 relate to fresh fish for item 284 and gur(cane) for item 373

## All - India [43rd Round]

Table 1: Quantity and value of cash purchase; consumption out of home-grown stock; and total consumption of different items of food, pan, tobacco, intoxicants and fuel &amp; light per person for a period of 30 days

| item code | item                   | cash purchase  |            | consumption out of home-grown stock |            | total consumption |            | hhs. reporting consumption |            |
|-----------|------------------------|----------------|------------|-------------------------------------|------------|-------------------|------------|----------------------------|------------|
|           |                        | quantity (kg@) | value (Rs) | quantity (kg@)                      | value (Rs) | quantity (kg@)    | value (Rs) | estd. no. per 1000         | sample no. |
| (1)       | (2)                    | (3)            | (4)        | (5)                                 | (6)        | (7)               | (8)        | (9)                        | (10)       |
| 355       | apple                  | 0.07           | 0.65       | 0.00                                | 0.00       | 0.07              | 0.66       | 186                        | 9287       |
| 361       | groundnut              | 0.03           | 0.42       | 0.00                                | 0.00       | 0.03              | 0.43       | 179                        | 7579       |
| 370 *     | sugar (crystal)        | 0.88           | 5.24       | 0.00                                | 0.00       | 0.87              | 5.21       | 870                        | 40245      |
| 373 \$    | gur                    | 0.09           | 0.45       | 0.00                                | 0.01       | 0.10              | 0.47       | 258                        | 10836      |
| 390       | turmeric (gm)          | 28.62          | 0.54       | 0.07                                | 0.00       | 31.52             | 0.60       | 885                        | 40525      |
| 391       | black pepper (gm)      | 4.47           | 0.30       | 0.05                                | 0.01       | 4.95              | 0.33       | 337                        | 16163      |
| 392       | dry chillies (gm)      | 63.34          | 1.12       | 0.48                                | 0.01       | 70.89             | 1.25       | 871                        | 38974      |
| 393       | garlic (gm)            | 27.08          | 0.58       | 0.25                                | 0.00       | 28.50             | 0.61       | 698                        | 31114      |
| 394       | tamarind (gm)          | 34.40          | 0.37       | 0.37                                | 0.00       | 40.38             | 0.42       | 316                        | 13080      |
| 395       | ginger (gm)            | 18.31          | 0.29       | 0.06                                | 0.00       | 18.84             | 0.29       | 456                        | 21630      |
| 400       | tea (no. of cups)      | 6.27           | 3.55       | 0.09                                | 0.04       | 6.77              | 3.83       | 617                        | 27372      |
| 401       | tea leaf (gm)          | 60.71          | 2.55       | 0.01                                | 0.00       | 60.43             | 2.55       | 721                        | 34343      |
| 402       | coffee (no. of cups)   | 0.37           | 0.26       | 0.01                                | 0.01       | 0.42              | 0.30       | 56                         | 2184       |
| 403       | coffee powder (gm)     | 10.85          | 0.43       | 0.02                                | 0.00       | 10.82             | 0.43       | 134                        | 5860       |
| 410       | biscuit                | 0.07           | 1.21       | 0.01                                | 0.11       | 0.07              | 1.17       | 418                        | 19499      |
| 411       | salted refreshments    | 0.04           | 1.63       | 0.00                                | 0.02       | 0.04              | 1.71       | 457                        | 19860      |
| 412       | prepared sweets        | 0.10           | 1.02       | 0.00                                | 0.01       | 0.11              | 1.09       | 266                        | 12360      |
| 431       | pan: finished (no.)    | 1.67           | 0.69       | 0.02                                | 0.01       | 1.70              | 0.70       | 146                        | 7446       |
| 440       | bidi (no.)             | 38.15          | 1.58       | 0.09                                | 0.00       | 38.67             | 1.60       | 311                        | 13011      |
| 441       | cigarettes (no.)       | 4.85           | 1.47       | 0.00                                | 0.00       | 4.89              | 1.47       | 135                        | 7344       |
| 461       | firewood & chips       | 5.29           | 2.88       | 0.58                                | 0.27       | 7.40              | 3.79       | 453                        | 20243      |
| 462       | electricity (st. unit) | 6.96           | 4.16       | 0.00                                | 0.00       | 7.18              | 4.29       | 627                        | 30296      |
| 463       | dung cake              | 0.00           | 0.37       | 0.00                                | 0.27       | 0.00              | 0.75       | 211                        | 8416       |
| 464 *     | kerosene (ltr)         | 1.30           | 3.39       | 0.00                                | 0.00       | 1.29              | 3.35       | 841                        | 37655      |
| 466       | matches (box)          | 1.97           | 0.45       | 0.00                                | 0.00       | 1.96              | 0.45       | 925                        | 42066      |
| 472       | LPG (kg.)              | 0.39           | 2.20       | 0.00                                | 0.01       | 0.39              | 2.20       | 180                        | 9393       |

@ Quantity unit kg unless otherwise specified; \* cols. 9,10 exclude consumption out of public distn. system purchases

\$ cols. 9,10 relate to fresh fish for item 284 and gur(cane) for item 373

**Table (2): Quantity and value of cash purchase, consumption out of home-produced stock, and total consumption of different items of clothing per person for a period of 30 days**

| item code                     | item                            | cash purchase |            | consumption from home-produced stock |            | total consumption |            | hhs. reporting consumption |            |
|-------------------------------|---------------------------------|---------------|------------|--------------------------------------|------------|-------------------|------------|----------------------------|------------|
|                               |                                 | quantity (kg) | value (Rs) | quantity (kg)                        | value (Rs) | quantity (kg)     | value (Rs) | estd. no. per 1000         | sample no. |
| (1)                           | (2)                             | (3)           | (4)        | (5)                                  | (6)        | (7)               | (8)        | (9)                        | (10)       |
| <b>all-India [50th round]</b> |                                 |               |            |                                      |            |                   |            | <b>Rural</b>               |            |
| 4800                          | dhoti (m)                       | 0.05          | 0.86       | 0                                    | 0          | 0.05              | 0.81       | 39                         | 2573       |
| 4810                          | saree (m)                       | 0.17          | 4.31       | 0                                    | 0          | 0.15              | 3.87       | 95                         | 6445       |
| 4820                          | cloth for shirt,pyjama,etc.(m)  | 0.12          | 4.43       | 0                                    | 0          | 0.11              | 4.01       | 106                        | 7495       |
| 4830                          | cloth for coat,trousers,etc.(m) | 0.02          | 1.58       | 0                                    | 0          | 0.02              | 1.48       | 38                         | 2778       |
| 4850                          | lungi (no.)                     | 0.01          | 0.48       | 0                                    | 0          | 0.01              | 0.48       | 40                         | 2748       |
| 4870                          | hosiery articles (no.)          | 0.03          | 0.59       | 0                                    | 0          | 0.03              | 0.58       | 49                         | 3532       |
| 4900                          | readymade garments (no.)        | 0.05          | 2.32       | 0                                    | 0          | 0.05              | 2.31       | 78                         | 6028       |
| <b>all-India [43rd round]</b> |                                 |               |            |                                      |            |                   |            |                            |            |
| 4800                          | dhoti (m)                       | 0.09          | 0.69       | 0                                    | 0          | 0.09              | 0.71       | 65                         | 5207       |
| 4810                          | saree (m)                       | 0.25          | 2.8        | 0                                    | 0          | 0.25              | 2.67       | 136                        | 10606      |
| 4820                          | cloth for shirt,pyjama,etc.(m)  | 0.24          | 4.1        | 0                                    | 0          | 0.22              | 3.82       | 187                        | 16384      |
| 4830                          | cloth for coat,trousers,etc.(m) | 0.03          | 0.88       | 0                                    | 0.02       | 0.03              | 0.82       | 40                         | 3673       |
| 4850                          | lungi (no.)                     | 0.03          | 0.31       | 0                                    | 0          | 0.03              | 0.32       | 49                         | 3888       |
| 4870                          | hosiery articles (no.)          | 0.03          | 0.29       | 0                                    | 0          | 0.03              | 0.29       | 54                         | 4554       |
| 4900                          | readymade garments (no.)        | 0.04          | 0.87       | 0                                    | 0          | 0.04              | 0.88       | 76                         | 6645       |
|                               |                                 |               |            |                                      |            |                   |            | <b>Urban</b>               |            |
| <b>all-India [50th round]</b> |                                 |               |            |                                      |            |                   |            |                            |            |
| 4800                          | dhoti (m)                       | 0.02          | 0.46       | 0                                    | 0          | 0.02              | 0.38       | 15                         | 710        |
| 4810                          | saree (m)                       | 0.14          | 5.62       | 0                                    | 0          | 0.13              | 5.16       | 75                         | 3588       |
| 4820                          | cloth for shirt,pyjama,etc.(m)  | 0.1           | 4.62       | 0                                    | 0          | 0.1               | 4.34       | 91                         | 4356       |
| 4830                          | cloth for coat,trousers,etc.(m) | 0.02          | 2.78       | 0                                    | 0          | 0.02              | 2.62       | 48                         | 2226       |
| 4850                          | lungi (no.)                     | 0.01          | 0.27       | 0                                    | 0          | 0.01              | 0.26       | 20                         | 930        |
| 4870                          | hosiery articles (no.)          | 0.03          | 0.77       | 0                                    | 0          | 0.03              | 0.76       | 43                         | 2089       |
| 4900                          | readymade garments (no.)        | 0.07          | 6.09       | 0                                    | 0          | 0.07              | 6.06       | 93                         | 4646       |
| <b>all-India [43rd round]</b> |                                 |               |            |                                      |            |                   |            |                            |            |
| 4800                          | dhoti (m)                       | 0.04          | 0.33       | 0                                    | 0          | 0.03              | 0.34       | 25                         | 1038       |
| 4810                          | saree (m)                       | 0.25          | 3.89       | 0                                    | 0          | 0.23              | 3.66       | 106                        | 4633       |
| 4820                          | cloth for shirt,pyjama,etc.(m)  | 0.21          | 4.62       | 0                                    | 0          | 0.21              | 4.35       | 159                        | 7343       |
| 4830                          | cloth for coat,trousers,etc.(m) | 0.06          | 2.14       | 0                                    | 0          | 0.06              | 2.13       | 64                         | 2978       |
| 4850                          | lungi (no.)                     | 0.02          | 0.19       | 0                                    | 0          | 0.02              | 0.19       | 25                         | 1072       |
| 4870                          | hosiery articles (no.)          | 0.04          | 0.42       | 0                                    | 0          | 0.04              | 0.42       | 47                         | 2185       |
| 4900                          | readymade garments (no.)        | 0.06          | 2.18       | 0                                    | 0          | 0.06              | 2.19       | 86                         | 4152       |



**Table (3): Quantity and value of cash purchase, consumption out of home-produced stock, and total consumption of different items of footwear per person for a period of 30 days**

| item code                     | item                      | cash purchase |            | consumption out of home-produced stock |            | total consumption |            | hhs. reporting consumption |            |
|-------------------------------|---------------------------|---------------|------------|--|------------|-------------------|------------|----------------------------|------------|
|                               |                           | no. of pairs  | value (Rs) | no. of pairs                           | value (Rs) | no. of pairs      | value (Rs) | estd. no. per 1000         | sample no. |
| (1)                           | (2)                       | (3)           | (4)        | (5)                                    | (6)        | (7)               | (8)        | (9)                        | (10)       |
| <b>Rural</b>                  |                           |               |            |  |            |                   |            |                            |            |
| <b>all-India [50th round]</b> |                           |               |            |  |            |                   |            |                            |            |
| 510                           | leather boots, shoes      | 0             | 0.56       | 0                                      | 0          | 0                 | 0.55       | 15                         | 1496       |
| 511                           | leather sandals, chappals | 0.01          | 0.4        | 0                                      | 0          | 0.01              | 0.4        | 25                         | 2165       |
| 513                           | rubber/pvc footwear       | 0.04          | 0.98       | 0                                      | 0          | 0.04              | 0.98       | 112                        | 8178       |
| <b>all-India [43rd round]</b> |                           |               |            |  |            |                   |            |                            |            |
| 510                           | leather boots, shoes      | 0.01          | 0.35       | 0                                      | 0          | 0.01              | 0.35       | 21                         | 2329       |
| 511                           | leather sandals, chappals | 0.01          | 0.26       | 0                                      | 0          | 0.01              | 0.26       | 28                         | 3083       |
| 513                           | rubber/pvc footwear       | 0.04          | 0.57       | 0                                      | 0          | 0.04              | 0.57       | 118                        | 10630      |
| <b>Urban</b>                  |                           |               |            |  |            |                   |            |                            |            |
| <b>all-India [50th round]</b> |                           |               |            |  |            |                   |            |                            |            |
| 510                           | leather boots, shoes      | 0.01          | 1.41       | 0                                      | 0          | 0.01              | 1.39       | 26                         | 1653       |
| 511                           | leather sandals, chappals | 0.01          | 1.06       | 0                                      | 0          | 0.01              | 1.04       | 42                         | 2298       |
| 513                           | rubber/pvc footwear       | 0.03          | 0.92       | 0                                      | 0          | 0.03              | 0.93       | 88                         | 4297       |
| <b>all-India [43rd round]</b> |                           |               |            |  |            |                   |            |                            |            |
| 510                           | leather boots, shoes      | 0.01          | 0.85       | 0                                      | 0          | 0.01              | 0.86       | 32                         | 1882       |
| 511                           | leather sandals, chappals | 0.02          | 0.72       | 0                                      | 0          | 0.02              | 0.72       | 57                         | 3042       |
| 513                           | rubber/pvc footwear       | 0.03          | 0.55       | 0                                      | 0          | 0.03              | 0.55       | 96                         | 4608       |

**Table (4): Expenditure in cash/cash and kind on different items of miscellaneous goods and services per person for a period of 30 days**

| item code                     | item description                        | cash (Rs) | cash & kind (Rs) | Rural                      |                        |
|-------------------------------|---|-----------|------------------|----------------------------|------------------------|
|                               |   |           |                  | hhs reporting no. per 1000 | expenditure sample no. |
| (1)                           | (2)                                     | (3)       | (4)              | (5)                        | (6)                    |
| <b>all-India [50th round]</b> |   |           |                  |                            |                        |
| 520                           | cinema, theatre                         | 0.53      | 0.53             | 162                        | 10595                  |
| 540                           | toilet soap                             | 2.69      | 2.7              | 849                        | 59884                  |
| 541                           | toothbrush, toothpaste, tooth powder    | 0.78      | 0.79             | 361                        | 28364                  |
| 542                           | powder, snow, cream                     | 0.5       | 0.5              | 177                        | 15296                  |
| 543                           | hair oil, lotion, shampoo, hair cream   | 2.09      | 2.1              | 848                        | 57591                  |
| 545                           | shaving blades, shaving sticks          | 0.27      | 0.27             | 288                        | 22633                  |
| 557                           | washing soap                            | 2.66      | 2.66             | 898                        | 62388                  |
| 562                           | agarbati                                | 0.5       | 0.5              | 496                        | 34529                  |
| 582                           | barber, beautician, etc.                | 1.24      | 1.33             | 621                        | 41910                  |
| 587                           | postage and telegram                    | 0.14      | 0.14             | 131                        | 10950                  |
| 590                           | telephone charges                       | 0.09      | 0.09             | 5                          | 664                    |
| 601                           | railway fare                            | 0.33      | 0.33             | 26                         | 1761                   |
| 602                           | bus fare                                | 4.73      | 4.73             | 522                        | 37536                  |
| 612                           | petrol                                  | 0.83      | 0.83             | 21                         | 3032                   |
| <b>all-India [43rd round]</b> |   |           |                  |                            |                        |
| 520                           | cinema, theatre                         | 0.43      | 0.43             | 191                        | 7756                   |
| 540                           | toilet soap                             | 1.06      | 1.07             | 725                        | 31228                  |
| 541                           | toothbrush, toothpaste, tooth powder    | 0.31      | 0.31             | 248                        | 12165                  |
| 542                           | powder, snow, cream                     | 0.18      | 0.18             | 99                         | 4697                   |
| 543                           | hair oil, lotion, shampoo, hair cream   | 1.13      | 1.13             | 731                        | 29193                  |
| 545                           | shaving blades, shaving sticks          | 0.09      | 0.09             | *171                       | *8159                  |
| 557                           | washing soap                            | 1.62      | 1.62             | 864                        | 36136                  |
| 562                           | agarbati                                | 0.13      | 0.13             | 197                        | 8393                   |
| 582                           | barber, beautician, etc.                | 0.54      | 0.6              | 487                        | 19656                  |
| 587                           | postage, telegram and telephone charges | 0.06      | 0.06             | 75                         | 3628                   |
| 601                           | railway fare                            | 0.29      | 0.29             | 42                         | 1689                   |
| 602                           | bus fare                                | 2.39      | 2.39             | 483                        | 21284                  |
| 612                           | petrol                                  | 0.18      | 0.19             | 8                          | 828                    |

\* Only shaving blades

**Table (4): Expenditure in cash/cash and kind on different items of miscellaneous goods and services per person for a period of 30 days**

|                               |   |           |                  |                            | Urban                  |
|-------------------------------|---|-----------|------------------|----------------------------|------------------------|
| item code                     | item description                        | cash (Rs) | cash & kind (Rs) | hhs reporting no. per 1000 | expenditure sample no. |
| (1)                           | (2)                                     | (3)       | (4)              | (5)                        | (6)                    |
| <b>all-India</b>              |   |           |                  |                            |                        |
| 520                           | cinema, theatre                         | 1.55      | 1.55             | 300                        | 13305                  |
| 540                           | toilet soap                             | 4.04      | 4.04             | 956                        | 44220                  |
| 541                           | toothbrush, toothpaste, tooth powder    | 2.56      | 2.56             | 781                        | 36743                  |
| 542                           | powder, snow, cream                     | 1.36      | 1.36             | 311                        | 15724                  |
| 543                           | hair oil, lotion, shampoo, hair cream   | 3.16      | 3.17             | 881                        | 39973                  |
| 545                           | shaving blades, shaving sticks          | 0.82      | 0.82             | 541                        | 25362                  |
| 557                           | washing soap                            | 4.17      | 4.17             | 922                        | 42369                  |
| 562                           | agarbati                                | 0.98      | 0.98             | 617                        | 27943                  |
| 582                           | barber, beautician, etc.                | 1.99      | 1.99             | 664                        | 29764                  |
| 587                           | postage and telegram                    | 0.51      | 0.51             | 294                        | 13876                  |
| 590                           | telephone charges                       | 2.15      | 2.15             | 60                         | 3424                   |
| 601                           | railway fare                            | 2.66      | 2.67             | 91                         | 3889                   |
| 602                           | bus fare                                | 7.97      | 7.97             | 523                        | 23947                  |
| 612                           | petrol                                  | 7.35      | 7.35             | 127                        | 6823                   |
| <b>all-India [43rd round]</b> |   |           |                  |                            |                        |
| 520                           | cinema, theatre                         | 1.64      | 1.64             | 465                        | 10329                  |
| 540                           | toilet soap                             | 2.19      | 2.19             | 916                        | 21076                  |
| 541                           | toothbrush, toothpaste, tooth powder    | 1.35      | 1.35             | 714                        | 16648                  |
| 542                           | powder, snow, cream                     | 0.54      | 0.55             | 198                        | 4810                   |
| 543                           | hair oil, lotion, shampoo, hair cream   | 1.66      | 1.66             | 779                        | 17013                  |
| 545                           | shaving blades, shaving sticks          | 0.27      | 0.27             | 365 *                      | 8102 *                 |
| 557                           | washing soap                            | 2.62      | 2.62             | 903                        | 20460                  |
| 562                           | agarbati                                | 0.31      | 0.31             | 325                        | 6862                   |
| 582                           | barber, beautician, etc.                | 1.04      | 1.04             | 600                        | 13178                  |
| 587                           | postage, telegram and telephone charges | 0.51      | 0.51             | 220                        | 4940                   |
| 601                           | railway fare                            | 1.5       | 1.5              | 111                        | 2485                   |
| 602                           | bus fare                                | 3.92      | 3.92             | 506                        | 11695                  |
| 612                           | petrol                                  | 2.09      | 2.09             | 72                         | 1874                   |

\* Only shaving blades

**Table 1: Quantity and value of cash purchase; consumption out of home-grown stock; and total consumption of different items of food, pan, tobacco, intoxicants and fuel & light per person for a period of 30 days**

| Andhra Pradesh |                      | Rural          |            |                                     |            |                   |            |                            |            |
|----------------|----------------------|----------------|------------|-------------------------------------|------------|-------------------|------------|----------------------------|------------|
| item code      | item                 | cash purchase  |            | consumption out of home-grown stock |            | total consumption |            | hhs. reporting consumption |            |
|                |                      | quantity (kg@) | value (Rs) | quantity (kg@)                      | value (Rs) | quantity (kg@)    | value (Rs) | estd. no. per 1000         | sample no. |
| (1)            | (2)                  | (3)            | (4)        | (5)                                 | (6)        | (7)               | (8)        | (9)                        | (10)       |
| 102 *          | rice                 | 8.61           | 46.96      | 2.21                                | 13.17      | 11.25             | 62.89      | 911                        | 4504       |
| 112 *          | atta                 | 0.04           | 0.33       | 0.00                                | 0.00       | 0.09              | 0.59       | 119                        | 749        |
| 190            | gram (whole grain)   | 0.00           | 0.01       | 0.00                                | 0.00       | 0.00              | 0.01       | 2                          | 14         |
| 210 *          | arhar (tur)          | 0.29           | 5.17       | 0.04                                | 0.57       | 0.35              | 6.05       | 858                        | 4265       |
| 212 *          | gram (split)         | 0.04           | 0.74       | 0.00                                | 0.03       | 0.05              | 0.78       | 248                        | 1358       |
| 214 *          | moong                | 0.14           | 2.07       | 0.02                                | 0.24       | 0.18              | 2.59       | 537                        | 2621       |
| 216 *          | masur                | 0.01           | 0.20       | 0.00                                | 0.02       | 0.02              | 0.24       | 46                         | 241        |
| 220 *          | urd                  | 0.07           | 0.93       | 0.01                                | 0.09       | 0.08              | 1.09       | 304                        | 1662       |
| 230            | milk: liquid (litre) | 1.39           | 7.83       | 1.20                                | 6.51       | 2.62              | 14.47      | 712                        | 3620       |
| 234            | ghee                 | 0.00           | 0.14       | 0.00                                | 0.02       | 0.00              | 0.17       | 22                         | 156        |
| 240 *          | vanaspati            | 0.00           | 0.10       | 0.00                                | 0.00       | 0.00              | 0.10       | 5                          | 33         |
| 243 *          | mustard oil          | 0.00           | 0.04       | 0.00                                | 0.00       | 0.00              | 0.04       | 3                          | 17         |
| 245 *          | groundnut oil        | 0.36           | 12.99      | 0.00                                | 0.10       | 0.36              | 12.96      | 893                        | 4492       |
| 247 *          | coconut oil          | 0.00           | 0.26       | 0.00                                | 0.01       | 0.01              | 0.28       | 6                          | 32         |
| 255 *          | refined oil          | 0.00           | 0.11       | 0.00                                | 0.00       | 0.00              | 0.11       | 5                          | 35         |
| 270            | goat meat            | 0.06           | 2.94       | 0.00                                | 0.03       | 0.06              | 2.94       | 224                        | 1147       |
| 271            | mutton               | 0.07           | 3.86       | 0.00                                | 0.00       | 0.07              | 3.88       | 291                        | 1567       |
| 272            | beef                 | 0.03           | 0.51       | 0.00                                | 0.00       | 0.03              | 0.52       | 70                         | 314        |
| 274            | buffalo meat         | 0.01           | 0.11       | 0.00                                | 0.00       | 0.01              | 0.11       | 15                         | 63         |
| 280            | chicken              | 0.03           | 1.26       | 0.02                                | 0.66       | 0.05              | 1.93       | 184                        | 961        |
| 282            | eggs (no.)           | 1.31           | 1.43       | 0.12                                | 0.12       | 1.44              | 1.57       | 523                        | 2658       |
| 284 \$         | fish                 | 0.08           | 1.58       | 0.00                                | 0.07       | 0.11              | 1.86       | 259                        | 1182       |
| 290            | potato               | 0.17           | 0.87       | 0.00                                | 0.00       | 0.17              | 0.88       | 546                        | 2868       |
| 291            | onion                | 0.58           | 2.60       | 0.01                                | 0.02       | 0.60              | 2.67       | 967                        | 4755       |
| 310            | cauliflower          | 0.01           | 0.06       | 0.00                                | 0.00       | 0.01              | 0.06       | 35                         | 216        |
| 311            | cabbage              | 0.05           | 0.25       | 0.00                                | 0.00       | 0.05              | 0.25       | 170                        | 997        |
| 312            | brinjal              | 0.38           | 1.60       | 0.01                                | 0.04       | 0.40              | 1.65       | 839                        | 4154       |
| 313            | lady's finger        | 0.17           | 0.81       | 0.01                                | 0.03       | 0.18              | 0.85       | 577                        | 2939       |
| 314            | palak                | 0.08           | 0.31       | 0.00                                | 0.01       | 0.09              | 0.32       | 245                        | 1320       |
| 317            | tomato               | 0.45           | 2.25       | 0.02                                | 0.07       | 0.47              | 2.33       | 827                        | 4129       |
| 321            | chilli (green)       | 0.17           | 1.30       | 0.01                                | 0.04       | 0.18              | 1.34       | 890                        | 4410       |
| 325            | lemon (no.)          | 0.28           | 0.10       | 0.01                                | 0.01       | 0.30              | 0.12       | 112                        | 709        |
| 340            | banana (no.)         | 2.75           | 1.37       | 0.06                                | 0.02       | 2.85              | 1.40       | 543                        | 2850       |
| 344            | coconut (no.)        | 0.19           | 0.75       | 0.03                                | 0.07       | 0.22              | 0.82       | 340                        | 1758       |
| 350            | mango                | 0.08           | 0.55       | 0.01                                | 0.03       | 0.10              | 0.62       | 100                        | 538        |
| 355            | apple                | 0.01           | 0.12       | 0.00                                | 0.00       | 0.01              | 0.13       | 34                         | 245        |
| 361            | groundnut            | 0.01           | 0.16       | 0.03                                | 0.36       | 0.05              | 0.63       | 170                        | 986        |

@ Quantity unit kg unless otherwise specified; \* cols. 9,10 exclude consumption out of public distn. system purchases  
\$ cols. 9,10 relate to fresh fish for item 284 and gur(cane) for item 373

**Table 1: Quantity and value of cash purchase; consumption out of home-grown stock; and total consumption of different items of food, pan, tobacco, intoxicants and fuel & light per person for a period of 30 days**

| Andhra Pradesh |                           | Rural          |            |                                     |            |                   |            |                            |            |
|----------------|---------------------------|----------------|------------|-------------------------------------|------------|-------------------|------------|----------------------------|------------|
| item code      | item                      | cash purchase  |            | consumption out of home-grown stock |            | total consumption |            | hhs. reporting consumption |            |
|                |                           | quantity (kg@) | value (Rs) | quantity (kg@)                      | value (Rs) | quantity (kg@)    | value (Rs) | estd. no. per 1000         | sample no. |
| (1)            | (2)                       | (3)            | (4)        | (5)                                 | (6)        | (7)               | (8)        | (9)                        | (10)       |
| 370            | * sugar (crystal)         | 0.44           | 4.62       | 0.00                                | 0.00       | 0.43              | 4.54       | 399                        | 2083       |
| 373            | \$ gur                    | 0.07           | 0.83       | 0.00                                | 0.01       | 0.07              | 0.82       | 172                        | 856        |
| 390            | turmeric (gm)             | 14.92          | 0.45       | 0.19                                | 0.00       | 21.94             | 0.64       | 897                        | 4490       |
| 391            | black pepper (gm)         | 2.01           | 0.13       | 0.00                                | 0.00       | 2.61              | 0.15       | 148                        | 834        |
| 392            | dry chillies (gm)         | 76.22          | 1.59       | 3.28                                | 0.06       | 102.36            | 2.11       | 968                        | 4761       |
| 393            | garlic (gm)               | 37.31          | 0.86       | 0.25                                | 0.00       | 39.02             | 0.90       | 864                        | 4302       |
| 394            | tamarind (gm)             | 136.14         | 2.07       | 5.52                                | 0.06       | 171.32            | 2.52       | 958                        | 4710       |
| 395            | ginger (gm)               | 25.21          | 0.51       | 0.27                                | 0.00       | 26.66             | 0.53       | 688                        | 3444       |
| 400            | tea (no. of cups)         | 4.69           | 3.29       | 0.03                                | 0.01       | 4.86              | 3.39       | 519                        | 2604       |
| 401            | tea: leaf (gm)            | 27.25          | 2.38       | 0.00                                | 0.00       | 27.68             | 2.37       | 555                        | 2796       |
| 402            | coffee (no. of cups)      | 0.09           | 0.09       | 0.00                                | 0.00       | 0.09              | 0.09       | 17                         | 105        |
| 403            | coffee powder (gm)        | 10.35          | 0.59       | 0.00                                | 0.00       | 10.21             | 0.59       | 128                        | 775        |
| 410            | biscuit and confectionery | -              | 0.72       | -                                   | 0.00       | -                 | 0.72       | 251                        | 1307       |
| 411            | salted refreshments       | -              | 0.83       | -                                   | 0.02       | -                 | 0.86       | 241                        | 1270       |
| 412            | prepared sweets           | -              | 0.14       | -                                   | 0.00       | -                 | 0.14       | 52                         | 307        |
| 431            | pan: finished (no.)       | 0.11           | 0.08       | 0.00                                | 0.00       | 0.10              | 0.08       | 12                         | 78         |
| 440            | bidi (no.)                | 47.63          | 4.05       | 0.00                                | 0.00       | 48.06             | 4.05       | 328                        | 1592       |
| 441            | cigarettes (no.)          | 2.75           | 1.45       | 0.00                                | 0.00       | 2.80              | 1.46       | 64                         | 398        |
| 461            | firewood & chips          | 2.15           | 1.56       | 1.13                                | 0.58       | 18.84             | 10.51      | 944                        | 4557       |
| 462            | electricity (st. unit)    | 2.95           | 2.44       | 0.00                                | 0.00       | 3.16              | 2.60       | 462                        | 2609       |
| 463            | dung cake                 | -              | 0.10       | -                                   | 0.16       | -                 | 0.37       | 91                         | 444        |
| 464            | * kerosene (ltr)          | 0.65           | 2.40       | 0.00                                | 0.00       | 0.64              | 2.37       | 232                        | 1117       |
| 466            | matches (box)             | 2.10           | 0.63       | 0.00                                | 0.00       | 2.10              | 0.63       | 965                        | 4744       |
| 472            | LPG (kg)                  | 0.05           | 0.36       | 0.00                                | 0.00       | 0.05              | 0.40       | 22                         | 220        |

@ Quantity unit kg unless otherwise specified; \* cols. 9,10 exclude consumption out of public distrn. system purchases  
\$ cols. 9,10 relate to fresh fish for item 284 and gur(cane) for item 373

**Table 1: Quantity and value of cash purchase; consumption out of home-grown stock; and total consumption of different items of food, pan, tobacco, intoxicants and fuel & light per person for a period of 30 days**

| Arunachal Pradesh |                      |                |            | Rural                               |            |                   |            |                            |            |
|-------------------|----------------------|----------------|------------|-------------------------------------|------------|-------------------|------------|----------------------------|------------|
| item code         | item                 | cash purchase  |            | consumption out of home-grown stock |            | total consumption |            | hhs. reporting consumption |            |
|                   |                      | quantity (kg@) | value (Rs) | quantity (kg@)                      | value (Rs) | quantity (kg@)    | value (Rs) | estd. no. per 1000         | sample no. |
| (1)               | (2)                  | (3)            | (4)        | (5)                                 | (6)        | (7)               | (8)        | (9)                        | (10)       |
| 102               | * rice               | 5.96           | 35.93      | 5.44                                | 32.44      | 11.46             | 68.62      | 564                        | 699        |
| 112               | * atta               | 0.43           | 2.37       | 0.00                                | 0.00       | 0.43              | 2.37       | 93                         | 72         |
| 190               | gram (whole grain)   | 0.02           | 0.32       | 0.00                                | 0.00       | 0.02              | 0.32       | 39                         | 22         |
| 210               | * arhar (tur)        | 0.01           | 0.16       | 0.00                                | 0.00       | 0.01              | 0.16       | 14                         | 29         |
| 212               | * gram (split)       | 0.00           | 0.06       | 0.00                                | 0.00       | 0.00              | 0.06       | 11                         | 7          |
| 214               | * moong              | 0.02           | 0.22       | 0.00                                | 0.00       | 0.02              | 0.22       | 25                         | 25         |
| 216               | * masur              | 0.24           | 3.42       | 0.00                                | 0.00       | 0.24              | 3.42       | 329                        | 395        |
| 220               | * urd                | 0.02           | 0.22       | 0.00                                | 0.00       | 0.02              | 0.22       | 34                         | 18         |
| 230               | milk: liquid (litre) | 0.16           | 1.28       | 0.28                                | 1.76       | 0.43              | 3.04       | 87                         | 94         |
| 234               | ghee                 | 0.01           | 0.61       | 0.00                                | 0.35       | 0.01              | 0.93       | 41                         | 37         |
| 240               | * vanaspati          | 0.01           | 0.33       | 0.00                                | 0.00       | 0.01              | 0.30       | 32                         | 23         |
| 243               | * mustard oil        | 0.15           | 5.65       | 0.00                                | 0.00       | 0.15              | 5.59       | 398                        | 475        |
| 245               | * groundnut oil      | 0.00           | 0.02       | 0.00                                | 0.00       | 0.00              | 0.02       | 1                          | 2          |
| 247               | * coconut oil        | 0.00           | 0.04       | 0.00                                | 0.00       | 0.00              | 0.04       | 2                          | 1          |
| 255               | * refined oil        | 0.00           | 0.05       | 0.00                                | 0.00       | 0.00              | 0.05       | 5                          | 8          |
| 270               | goat meat            | 0.01           | 0.53       | 0.00                                | 0.08       | 0.01              | 0.61       | 35                         | 38         |
| 271               | mutton               | 0.01           | 0.26       | 0.00                                | 0.06       | 0.01              | 0.33       | 14                         | 17         |
| 272               | beef                 | 0.07           | 1.60       | 0.08                                | 1.95       | 0.15              | 3.55       | 189                        | 251        |
| 274               | buffalo meat         | 0.00           | 0.06       | 0.00                                | 0.10       | 0.01              | 0.26       | 9                          | 19         |
| 280               | chicken              | 0.06           | 2.87       | 0.06                                | 2.90       | 0.12              | 5.72       | 234                        | 340        |
| 282               | eggs (no.)           | 0.43           | 0.90       | 0.52                                | 0.68       | 1.02              | 1.58       | 191                        | 226        |
| 284               | \$ fish              | 0.18           | 6.06       | 0.10                                | 4.56       | 0.29              | 10.68      | 151                        | 131        |
| 290               | potato               | 0.53           | 2.56       | 0.04                                | 0.18       | 0.57              | 2.75       | 466                        | 500        |
| 291               | onion                | 0.15           | 1.21       | 0.00                                | 0.01       | 0.16              | 1.22       | 377                        | 367        |
| 310               | cauliflower          | 0.02           | 0.11       | 0.00                                | 0.00       | 0.02              | 0.11       | 43                         | 42         |
| 311               | cabbage              | 0.08           | 0.45       | 0.02                                | 0.09       | 0.10              | 0.54       | 124                        | 141        |
| 312               | brinjal              | 0.07           | 0.45       | 0.07                                | 0.31       | 0.15              | 0.76       | 232                        | 273        |
| 313               | lady's finger        | 0.01           | 0.05       | 0.02                                | 0.09       | 0.02              | 0.15       | 49                         | 68         |
| 314               | palak                | 0.00           | 0.00       | 0.01                                | 0.04       | 0.01              | 0.04       | 14                         | 19         |
| 317               | tomato               | 0.04           | 0.32       | 0.02                                | 0.07       | 0.06              | 0.39       | 117                        | 106        |
| 321               | chilli (green)       | 0.02           | 0.38       | 0.07                                | 1.34       | 0.12              | 1.72       | 417                        | 528        |
| 325               | lemon (no.)          | 0.04           | 0.13       | 0.05                                | 0.02       | 0.37              | 0.15       | 46                         | 41         |
| 340               | banana (no.)         | 1.05           | 0.49       | 3.17                                | 0.98       | 4.24              | 1.47       | 181                        | 257        |
| 344               | coconut (no.)        | 0.00           | 0.00       | 0.00                                | 0.00       | 0.00              | 0.00       | 1                          | 1          |
| 350               | mango                | 0.04           | 0.40       | 0.00                                | 0.00       | 0.04              | 0.40       | 23                         | 19         |
| 355               | apple                | 0.01           | 0.25       | 0.00                                | 0.00       | 0.01              | 0.25       | 19                         | 24         |
| 370               | * sugar (crystal)    | 0.31           | 3.19       | 0.00                                | 0.01       | 0.31              | 3.17       | 129                        | 134        |

@ Quantity unit kg unless otherwise specified; \* cols. 9,10 exclude consumption out of public distn. system purchases  
\$ cols. 9,10 relate to fresh fish for item 284 and gur(cane) for item 373

**Table 1: Quantity and value of cash purchase; consumption out of home-grown stock; and total consumption of different items of food, pan, tobacco, intoxicants and fuel & light per person for a period of 30 days**

| Arunachal Pradesh |                           |                |            | Rural                               |            |                   |            |                            |            |
|-------------------|---------------------------|----------------|------------|-------------------------------------|------------|-------------------|------------|----------------------------|------------|
| item code         | item                      | cash purchase  |            | consumption out of home-grown stock |            | total consumption |            | hhs. reporting consumption |            |
|                   |                           | quantity (kg@) | value (Rs) | quantity (kg@)                      | value (Rs) | quantity (kg@)    | value (Rs) | estd. no. per 1000         | sample no. |
| (1)               | (2)                       | (3)            | (4)        | (5)                                 | (6)        | (7)               | (8)        | (9)                        | (10)       |
| 373               | \$ gur                    | 0.04           | 0.51       | 0.00                                | 0.00       | 0.04              | 0.51       | 21                         | 39         |
| 390               | turmeric (gm)             | 8.21           | 0.50       | 1.31                                | 0.02       | 9.57              | 0.51       | 302                        | 261        |
| 391               | black pepper (gm)         | 0.33           | 0.04       | 0.23                                | 0.01       | 0.55              | 0.05       | 16                         | 13         |
| 392               | dry chillies (gm)         | 27.99          | 1.64       | 22.50                               | 1.15       | 50.76             | 2.80       | 514                        | 481        |
| 393               | garlic (gm)               | 9.75           | 0.38       | 3.89                                | 0.15       | 13.61             | 0.53       | 147                        | 159        |
| 394               | tamarind (gm)             | 0.27           | 0.01       | 0.00                                | 0.00       | 0.27              | 0.01       | 5                          | 2          |
| 395               | ginger (gm)               | 3.96           | 0.07       | 6.30                                | 0.09       | 10.45             | 0.16       | 115                        | 166        |
| 400               | tea (no. of cups)         | 0.40           | 0.39       | 0.60                                | 0.62       | 1.04              | 1.02       | 126                        | 158        |
| 401               | tea: leaf (gm)            | 52.33          | 4.39       | 2.42                                | 0.12       | 58.89             | 4.68       | 687                        | 737        |
| 402               | coffee (no. of cups)      | 0.00           | 0.00       | 0.00                                | 0.00       | 0.00              | 0.00       | 0                          | 1          |
| 403               | coffee powder (gm)        | 0.44           | 0.16       | 0.00                                | 0.00       | 0.47              | 0.16       | 4                          | 4          |
| 410               | biscuit and confectionery | -              | 2.26       | -                                   | 0.00       | -                 | 2.26       | 246                        | 314        |
| 411               | salted refreshments       | -              | 0.45       | -                                   | 0.00       | -                 | 0.45       | 79                         | 62         |
| 412               | prepared sweets           | -              | 0.20       | -                                   | 0.00       | -                 | 0.20       | 42                         | 78         |
| 431               | pan: finished (no.)       | 0.20           | 0.15       | 0.00                                | 0.00       | 0.21              | 0.15       | 46                         | 42         |
| 440               | bidi (no.)                | 27.83          | 2.91       | 0.02                                | 0.00       | 28.46             | 2.91       | 347                        | 468        |
| 441               | cigarettes (no.)          | 1.54           | 1.25       | 0.00                                | 0.00       | 1.71              | 1.25       | 73                         | 74         |
| 461               | firewood & chips          | 4.11           | 3.41       | 45.95                               | 31.11      | 68.59             | 41.03      | 960                        | 1002       |
| 462               | electricity (st. unit)    | 0.74           | 1.48       | 0.00                                | 0.01       | 0.74              | 1.50       | 381                        | 253        |
| 464 *             | kerosene (ltr)            | 0.39           | 1.35       | 0.00                                | 0.00       | 0.39              | 1.33       | 112                        | 137        |
| 466               | matches (box)             | 0.97           | 0.57       | 0.00                                | 0.00       | 0.96              | 0.57       | 598                        | 748        |
| 472               | LPG (kg)                  | 0.05           | 0.41       | 0.00                                | 0.00       | 0.05              | 0.44       | 11                         | 13         |

@ Quantity unit kg unless otherwise specified; \* cols. 9,10 exclude consumption out of public distn. system purchases  
\$ cols. 9,10 relate to fresh fish for item 284 and gur(cane) for item 373

**Table 1: Quantity and value of cash purchase; consumption out of home-grown stock; and total consumption of different items of food, pan, tobacco, intoxicants and fuel & light per person for a period of 30 days**

| Assam     |                      | Rural          |            |                                     |            |                   |            |                            |            |
|-----------|----------------------|----------------|------------|-------------------------------------|------------|-------------------|------------|----------------------------|------------|
| item code | item                 | cash purchase  |            | consumption out of home-grown stock |            | total consumption |            | hhs. reporting consumption |            |
|           |                      | quantity (kg@) | value (Rs) | quantity (kg@)                      | value (Rs) | quantity (kg@)    | value (Rs) | estd. no. per 1000         | sample no. |
| (1)       | (2)                  | (3)            | (4)        | (5)                                 | (6)        | (7)               | (8)        | (9)                        | (10)       |
| 102 *     | rice                 | 5.14           | 33.19      | 6.99                                | 50.54      | 12.12             | 83.68      | 993                        | 3178       |
| 112 *     | atta                 | 0.58           | 2.56       | 0.01                                | 0.05       | 0.57              | 2.53       | 583                        | 1864       |
| 190       | gram (whole grain)   | 0.02           | 0.24       | 0.00                                | 0.00       | 0.02              | 0.24       | 107                        | 341        |
| 210 *     | arhar (tur)          | 0.02           | 0.40       | 0.00                                | 0.02       | 0.02              | 0.41       | 104                        | 390        |
| 212 *     | gram (split)         | 0.00           | 0.09       | 0.00                                | 0.00       | 0.00              | 0.08       | 31                         | 125        |
| 214 *     | moong                | 0.07           | 1.14       | 0.00                                | 0.00       | 0.07              | 1.11       | 343                        | 1179       |
| 216 *     | masur                | 0.31           | 4.15       | 0.00                                | 0.04       | 0.31              | 4.09       | 945                        | 3012       |
| 220 *     | urd                  | 0.05           | 0.59       | 0.02                                | 0.19       | 0.07              | 0.78       | 356                        | 1114       |
| 230       | milk: liquid (litre) | 0.17           | 1.46       | 1.03                                | 8.41       | 1.21              | 9.92       | 524                        | 1731       |
| 234       | ghee                 | 0.00           | 0.02       | 0.00                                | 0.01       | 0.00              | 0.03       | 5                          | 29         |
| 240 *     | vanaspati            | 0.00           | 0.11       | 0.00                                | 0.00       | 0.00              | 0.11       | 21                         | 123        |
| 243 *     | mustard oil          | 0.30           | 9.64       | 0.00                                | 0.05       | 0.30              | 9.48       | 988                        | 3156       |
| 245 *     | groundnut oil        | 0.00           | 0.03       | 0.00                                | 0.00       | 0.00              | 0.03       | 2                          | 9          |
| 255 *     | refined oil          | 0.00           | 0.02       | 0.00                                | 0.00       | 0.00              | 0.02       | 5                          | 28         |
| 270       | goat meat            | 0.03           | 1.50       | 0.00                                | 0.00       | 0.03              | 1.50       | 188                        | 634        |
| 271       | mutton               | 0.00           | 0.04       | 0.00                                | 0.00       | 0.00              | 0.04       | 3                          | 15         |
| 272       | beef                 | 0.03           | 0.90       | 0.00                                | 0.01       | 0.04              | 0.91       | 120                        | 384        |
| 280       | chicken              | 0.02           | 0.76       | 0.06                                | 2.44       | 0.08              | 3.21       | 298                        | 971        |
| 282       | eggs (no.)           | 0.35           | 0.53       | 0.78                                | 1.17       | 1.12              | 1.70       | 511                        | 1705       |
| 284 \$    | fish                 | 0.28           | 8.68       | 0.07                                | 1.68       | 0.43              | 11.98      | 942                        | 3020       |
| 290       | potato               | 0.80           | 3.67       | 0.16                                | 0.65       | 0.96              | 4.28       | 991                        | 3168       |
| 291       | onion                | 0.22           | 1.67       | 0.01                                | 0.02       | 0.22              | 1.67       | 879                        | 2826       |
| 310       | cauliflower          | 0.13           | 0.58       | 0.05                                | 0.17       | 0.18              | 0.75       | 271                        | 891        |
| 311       | cabbage              | 0.16           | 0.60       | 0.11                                | 0.28       | 0.27              | 0.88       | 360                        | 1203       |
| 312       | brinjal              | 0.29           | 1.12       | 0.14                                | 0.51       | 0.44              | 1.63       | 806                        | 2582       |
| 313       | lady's finger        | 0.04           | 0.15       | 0.04                                | 0.14       | 0.08              | 0.29       | 183                        | 589        |
| 314       | palak                | 0.01           | 0.03       | 0.03                                | 0.11       | 0.03              | 0.13       | 78                         | 269        |
| 317       | tomato               | 0.06           | 0.32       | 0.02                                | 0.08       | 0.08              | 0.39       | 242                        | 859        |
| 321       | chilli (green)       | 0.07           | 1.14       | 0.05                                | 0.60       | 0.12              | 1.74       | 962                        | 3070       |
| 325       | lemon (no.)          | 0.15           | 0.09       | 0.23                                | 0.12       | 0.38              | 0.21       | 204                        | 752        |
| 340       | banana (no.)         | 1.73           | 0.60       | 1.66                                | 0.57       | 3.45              | 1.19       | 613                        | 2049       |
| 344       | coconut (no.)        | 0.02           | 0.14       | 0.04                                | 0.19       | 0.06              | 0.33       | 119                        | 365        |
| 350       | mango                | 0.02           | 0.23       | 0.02                                | 0.10       | 0.04              | 0.34       | 80                         | 284        |
| 355       | apple                | 0.01           | 0.22       | 0.00                                | 0.00       | 0.01              | 0.24       | 50                         | 216        |
| 361       | groundnut            | 0.00           | 0.01       | 0.00                                | 0.00       | 0.00              | 0.01       | 8                          | 25         |
| 370 *     | sugar (crystal)      | 0.43           | 4.71       | 0.00                                | 0.00       | 0.42              | 4.59       | 518                        | 1705       |

@ Quantity unit kg unless otherwise specified; \* cols. 9,10 exclude consumption out of public distn. system purchases  
\$ cols. 9,10 relate to fresh fish for item 284 and gur(cane) for item 373



**Table 1: Quantity and value of cash purchase; consumption out of home-grown stock; and total consumption of different items of food, pan, tobacco, intoxicants and fuel & light per person for a period of 30 days**

| Assam     |                           | Rural          |            |                                     |            |                   |            |                            |            |
|-----------|---------------------------|----------------|------------|-------------------------------------|------------|-------------------|------------|----------------------------|------------|
| item code | item                      | cash purchase  |            | consumption out of home-grown stock |            | total consumption |            | hhs. reporting consumption |            |
|           |                           | quantity (kg@) | value (Rs) | quantity (kg@)                      | value (Rs) | quantity (kg@)    | value (Rs) | estd. no. per 1000         | sample no. |
| (1)       | (2)                       | (3)            | (4)        | (5)                                 | (6)        | (7)               | (8)        | (9)                        | (10)       |
| 373       | \$ gur                    | 0.04           | 0.50       | 0.00                                | 0.02       | 0.04              | 0.51       | 21                         | 66         |
| 390       | turmeric (gm)             | 35.41          | 1.23       | 4.98                                | 0.16       | 40.84             | 1.41       | 998                        | 3191       |
| 391       | black pepper (gm)         | 1.21           | 0.09       | 0.00                                | 0.00       | 1.20              | 0.09       | 144                        | 501        |
| 392       | dry chillies (gm)         | 11.35          | 0.42       | 0.47                                | 0.01       | 11.86             | 0.44       | 488                        | 1649       |
| 393       | garlic (gm)               | 19.73          | 0.50       | 5.04                                | 0.11       | 24.53             | 0.60       | 750                        | 2416       |
| 394       | tamarind (gm)             | 0.17           | 0.00       | 0.05                                | 0.00       | 0.22              | 0.00       | 7                          | 24         |
| 395       | ginger (gm)               | 17.86          | 0.29       | 7.37                                | 0.10       | 25.40             | 0.40       | 687                        | 2180       |
| 400       | tea (no. of cups)         | 2.34           | 2.26       | 0.02                                | 0.01       | 2.86              | 2.71       | 745                        | 2377       |
| 401       | tea: leaf (gm)            | 36.97          | 2.58       | 1.27                                | 0.07       | 46.29             | 3.14       | 946                        | 3018       |
| 410       | biscuit and confectionery | -              | 2.06       | -                                   | 0.00       | -                 | 2.08       | 750                        | 2479       |
| 411       | salted refreshments       | -              | 0.81       | -                                   | 0.00       | -                 | 0.83       | 404                        | 1331       |
| 412       | prepared sweets           | -              | 0.91       | -                                   | 0.01       | -                 | 0.95       | 305                        | 1028       |
| 431       | pan: finished (no.)       | 1.38           | 0.74       | 0.03                                | 0.01       | 1.66              | 0.86       | 407                        | 1334       |
| 440       | bidi (no.)                | 32.93          | 3.01       | 0.00                                | 0.00       | 33.19             | 3.04       | 703                        | 2181       |
| 441       | cigarettes (no.)          | 1.16           | 0.61       | 0.00                                | 0.00       | 1.16              | 0.61       | 89                         | 364        |
| 461       | firewood & chips          | 3.46           | 2.43       | 14.43                               | 8.82       | 23.05             | 14.29      | 974                        | 3084       |
| 462       | electricity (st. unit)    | 0.28           | 0.88       | 0.03                                | 0.02       | 0.34              | 0.96       | 145                        | 602        |
| 463       | dung cake                 | -              | 0.01       | -                                   | 0.48       | -                 | 0.59       | 98                         | 308        |
| 464 *     | kerosene (ltr)            | 0.81           | 3.01       | 0.00                                | 0.00       | 0.80              | 2.94       | 551                        | 1798       |
| 466       | matches (box)             | 1.39           | 0.66       | 0.00                                | 0.00       | 1.37              | 0.65       | 973                        | 3116       |
| 472       | LPG (kg)                  | 0.03           | 0.22       | 0.00                                | 0.00       | 0.03              | 0.21       | 11                         | 76         |

@ Quantity unit kg unless otherwise specified; \* cols. 9,10 exclude consumption out of public distn. system purchases  
\$ cols. 9,10 relate to fresh fish for item 284 and gur(cane) for item 373

**Table 1: Quantity and value of cash purchase; consumption out of home-grown stock; and total consumption of different items of food, pan, tobacco, intoxicants and fuel & light per person for a period of 30 days**

| Bihar     |                      | Rural          |            |                                     |            |                   |            |                            |            |
|-----------|----------------------|----------------|------------|-------------------------------------|------------|-------------------|------------|----------------------------|------------|
| item code | item                 | cash purchase  |            | consumption out of home-grown stock |            | total consumption |            | hhs. reporting consumption |            |
|           |                      | quantity (kg@) | value (Rs) | quantity (kg@)                      | value (Rs) | quantity (kg@)    | value (Rs) | estd. no. per 1000         | sample no. |
| (1)       | (2)                  | (3)            | (4)        | (5)                                 | (6)        | (7)               | (8)        | (9)                        | (10)       |
| 102 *     | rice                 | 4.04           | 26.66      | 3.37                                | 21.36      | 7.74              | 49.92      | 983                        | 6853       |
| 112 *     | atta                 | 1.43           | 7.39       | 1.96                                | 8.68       | 5.23              | 24.56      | 820                        | 5824       |
| 190       | gram (whole grain)   | 0.03           | 0.46       | 0.02                                | 0.22       | 0.05              | 0.64       | 123                        | 1072       |
| 210 *     | arhar (tur)          | 0.09           | 1.39       | 0.04                                | 0.57       | 0.13              | 1.96       | 289                        | 2277       |
| 212 *     | gram (split)         | 0.01           | 0.17       | 0.02                                | 0.25       | 0.03              | 0.42       | 75                         | 673        |
| 214 *     | moong                | 0.02           | 0.32       | 0.03                                | 0.40       | 0.06              | 0.76       | 151                        | 1098       |
| 216 *     | masur                | 0.26           | 3.08       | 0.07                                | 0.71       | 0.34              | 3.92       | 719                        | 5053       |
| 220 *     | urd                  | 0.01           | 0.08       | 0.01                                | 0.13       | 0.02              | 0.21       | 46                         | 316        |
| 230       | milk: liquid (litre) | 0.71           | 4.68       | 1.68                                | 10.83      | 2.39              | 15.52      | 522                        | 3890       |
| 234       | ghee                 | 0.00           | 0.15       | 0.00                                | 0.19       | 0.00              | 0.34       | 28                         | 292        |
| 240 *     | vanaspati            | 0.02           | 0.78       | 0.00                                | 0.01       | 0.02              | 0.78       | 112                        | 989        |
| 243 *     | mustard oil          | 0.26           | 8.64       | 0.01                                | 0.38       | 0.27              | 9.01       | 967                        | 6740       |
| 245 *     | groundnut oil        | 0.00           | 0.03       | 0.00                                | 0.00       | 0.00              | 0.04       | 1                          | 11         |
| 247 *     | coconut oil          | 0.00           | 0.00       | 0.00                                | 0.00       | 0.00              | 0.00       | 0                          | 1          |
| 255 *     | refined oil          | 0.00           | 0.01       | 0.00                                | 0.00       | 0.00              | 0.01       | 1                          | 6          |
| 270       | goat meat            | 0.05           | 2.40       | 0.00                                | 0.01       | 0.05              | 2.41       | 203                        | 1520       |
| 271       | mutton               | 0.00           | 0.04       | 0.00                                | 0.00       | 0.00              | 0.04       | 4                          | 23         |
| 272       | beef                 | 0.01           | 0.19       | 0.00                                | 0.00       | 0.01              | 0.19       | 26                         | 171        |
| 274       | buffalo meat         | 0.00           | 0.00       | 0.00                                | 0.00       | 0.00              | 0.00       | 1                          | 5          |
| 280       | chicken              | 0.00           | 0.11       | 0.01                                | 0.20       | 0.01              | 0.31       | 29                         | 213        |
| 282       | eggs (no.)           | 0.09           | 0.12       | 0.05                                | 0.07       | 0.14              | 0.18       | 48                         | 361        |
| 284 \$    | fish                 | 0.09           | 1.81       | 0.01                                | 0.25       | 0.12              | 2.42       | 349                        | 2453       |
| 290       | potato               | 1.85           | 5.77       | 0.35                                | 0.93       | 2.21              | 6.72       | 967                        | 6769       |
| 291       | onion                | 0.37           | 1.83       | 0.05                                | 0.20       | 0.42              | 2.03       | 797                        | 5653       |
| 310       | cauliflower          | 0.20           | 0.62       | 0.03                                | 0.09       | 0.23              | 0.72       | 278                        | 1974       |
| 311       | cabbage              | 0.16           | 0.30       | 0.03                                | 0.04       | 0.19              | 0.34       | 204                        | 1477       |
| 312       | brinjal              | 0.37           | 0.99       | 0.13                                | 0.27       | 0.50              | 1.26       | 600                        | 4246       |
| 313       | lady's finger        | 0.12           | 0.35       | 0.05                                | 0.11       | 0.17              | 0.46       | 241                        | 1792       |
| 314       | palak                | 0.08           | 0.14       | 0.02                                | 0.03       | 0.11              | 0.18       | 144                        | 1056       |
| 317       | tomato               | 0.16           | 0.40       | 0.05                                | 0.13       | 0.21              | 0.53       | 305                        | 2199       |
| 321       | chilli (green)       | 0.05           | 0.42       | 0.01                                | 0.08       | 0.06              | 0.51       | 578                        | 4060       |
| 325       | lemon (no.)          | 0.12           | 0.07       | 0.01                                | 0.01       | 0.13              | 0.07       | 105                        | 891        |
| 340       | banana (no.)         | 1.47           | 0.49       | 0.16                                | 0.05       | 1.63              | 0.54       | 235                        | 1892       |
| 344       | coconut (no.)        | 0.00           | 0.02       | 0.00                                | 0.00       | 0.00              | 0.02       | 7                          | 40         |
| 350       | mango                | 0.02           | 0.21       | 0.01                                | 0.04       | 0.03              | 0.25       | 48                         | 382        |
| 355       | apple                | 0.02           | 0.23       | 0.00                                | 0.00       | 0.02              | 0.23       | 60                         | 556        |
| 361       | groundnut            | 0.00           | 0.01       | 0.00                                | 0.00       | 0.00              | 0.01       | 5                          | 55         |
| 370 *     | sugar (crystal)      | 0.32           | 3.30       | 0.00                                | 0.00       | 0.32              | 3.28       | 307                        | 2283       |
| 373 \$    | gur                  | 0.06           | 0.51       | 0.01                                | 0.07       | 0.06              | 0.58       | 225                        | 1533       |
| 390       | turmeric (gm)        | 34.15          | 0.82       | 0.38                                | 0.01       | 34.75             | 0.83       | 844                        | 5984       |

@ Quantity unit kg unless otherwise specified; \* cols. 9,10 exclude consumption out of public distn. system purchases  
\$ cols. 9,10 relate to fresh fish for item 284 and gur(cane) for item 373

**Table 1: Quantity and value of cash purchase; consumption out of home-grown stock; and total consumption of different items of food, pan, tobacco, intoxicants and fuel & light per person for a period of 30 days**

| Bihar     |                           | Rural          |            |                                     |            |                   |            |                            |            |
|-----------|---------------------------|----------------|------------|-------------------------------------|------------|-------------------|------------|----------------------------|------------|
| item code | item                      | cash purchase  |            | consumption out of home-grown stock |            | total consumption |            | hhs. reporting consumption |            |
|           |                           | quantity (kg@) | value (Rs) | quantity (kg@)                      | value (Rs) | quantity (kg@)    | value (Rs) | estd. no. per 1000         | sample no. |
| (1)       | (2)                       | (3)            | (4)        | (5)                                 | (6)        | (7)               | (8)        | (9)                        | (10)       |
| 391       | black pepper (gm)         | 6.60           | 0.42       | 0.00                                | 0.00       | 6.68              | 0.42       | 454                        | 3406       |
| 392       | dry chillies (gm)         | 30.78          | 0.78       | 0.76                                | 0.02       | 31.97             | 0.80       | 779                        | 5535       |
| 393       | garlic (gm)               | 28.93          | 0.53       | 2.38                                | 0.04       | 31.86             | 0.57       | 727                        | 5111       |
| 394       | tamarind (gm)             | 0.21           | 0.00       | 0.01                                | 0.00       | 0.23              | 0.00       | 6                          | 45         |
| 395       | ginger (gm)               | 5.34           | 0.09       | 0.14                                | 0.00       | 5.52              | 0.09       | 183                        | 1316       |
| 400       | tea (no. of cups)         | 1.99           | 1.28       | 0.01                                | 0.00       | 2.13              | 1.39       | 382                        | 2616       |
| 401       | tea: leaf (gm)            | 13.17          | 0.96       | 0.00                                | 0.00       | 13.22             | 0.96       | 385                        | 2898       |
| 402       | coffee (no. of cups)      | 0.00           | 0.00       | 0.00                                | 0.00       | 0.00              | 0.00       | 0                          | 3          |
| 403       | coffee powder (gm)        | 0.00           | 0.00       | 0.00                                | 0.00       | 0.00              | 0.00       | 0                          | 2          |
| 410       | biscuit and confectionery | -              | 0.66       | -                                   | 0.00       | -                 | 0.66       | 289                        | 2236       |
| 411       | salted refreshments       | -              | 0.90       | -                                   | 0.00       | -                 | 0.90       | 291                        | 2089       |
| 412       | prepared sweets           | -              | 0.65       | -                                   | 0.00       | -                 | 0.67       | 187                        | 1474       |
| 431       | pan: finished (no.)       | 0.86           | 0.47       | 0.01                                | 0.00       | 0.92              | 0.50       | 151                        | 1024       |
| 440       | bidi (no.)                | 10.66          | 0.74       | 0.04                                | 0.00       | 10.63             | 0.74       | 247                        | 1596       |
| 441       | cigarettes (no.)          | 0.13           | 0.07       | 0.00                                | 0.00       | 0.13              | 0.07       | 13                         | 124        |
| 461       | firewood & chips          | 1.69           | 1.31       | 3.27                                | 2.41       | 10.39             | 6.93       | 699                        | 4822       |
| 462       | electricity (st. unit)    | 0.10           | 0.25       | 0.00                                | 0.03       | 0.13              | 0.33       | 44                         | 395        |
| 463       | dung cake                 | -              | 0.48       | -                                   | 3.39       | -                 | 5.08       | 722                        | 5082       |
| 464 *     | kerosene (ltr)            | 0.60           | 2.69       | 0.00                                | 0.00       | 0.60              | 2.69       | 581                        | 4040       |
| 466       | matches (box)             | 0.92           | 0.31       | 0.00                                | 0.00       | 0.91              | 0.31       | 978                        | 6810       |
| 472       | LPG (kg)                  | 0.01           | 0.04       | 0.00                                | 0.00       | 0.01              | 0.04       | 2                          | 37         |

@ Quantity unit kg unless otherwise specified; \* cols. 9,10 exclude consumption out of public distn. system purchases  
\$ cols. 9,10 relate to fresh fish for item 284 and gur(cane) for item 373

**Table 1: Quantity and value of cash purchase; consumption out of home-grown stock; and total consumption of different items of food, pan, tobacco, intoxicants and fuel & light per person for a period of 30 days**

| Goa       |                      | Rural          |            |                                     |            |                   |            |                            |            |
|-----------|----------------------|----------------|------------|-------------------------------------|------------|-------------------|------------|----------------------------|------------|
| item code | item                 | cash purchase  |            | consumption out of home-grown stock |            | total consumption |            | hhs. reporting consumption |            |
|           |                      | quantity (kg@) | value (Rs) | quantity (kg@)                      | value (Rs) | quantity (kg@)    | value (Rs) | estd. no. per 1000         | sample no. |
| (1)       | (2)                  | (3)            | (4)        | (5)                                 | (6)        | (7)               | (8)        | (9)                        | (10)       |
| 102       | * rice               | 5.23           | 34.58      | 1.40                                | 9.14       | 6.56              | 43.30      | 869                        | 129        |
| 112       | * atta               | 0.02           | 0.11       | 0.00                                | 0.00       | 2.05              | 9.23       | 156                        | 21         |
| 190       | gram (whole grain)   | 0.02           | 0.33       | 0.00                                | 0.00       | 0.02              | 0.36       | 113                        | 18         |
| 210       | * arhar (tur)        | 0.20           | 3.77       | 0.00                                | 0.00       | 0.21              | 3.99       | 831                        | 125        |
| 212       | * gram (split)       | 0.08           | 1.39       | 0.00                                | 0.00       | 0.07              | 1.13       | 252                        | 35         |
| 214       | * moong              | 0.07           | 1.14       | 0.00                                | 0.00       | 0.08              | 1.32       | 436                        | 66         |
| 216       | * masur              | 0.05           | 0.87       | 0.00                                | 0.00       | 0.05              | 0.89       | 147                        | 20         |
| 221       | * urd                | 0.02           | 0.33       | 0.00                                | 0.00       | 0.02              | 0.33       | 122                        | 18         |
| 230       | milk: liquid (litre) | 1.96           | 19.27      | 0.61                                | 4.66       | 2.59              | 24.09      | 648                        | 100        |
| 234       | ghee                 | 0.00           | 0.14       | 0.00                                | 0.00       | 0.00              | 0.36       | 36                         | 5          |
| 240       | * vanaspati          | 0.02           | 1.09       | 0.00                                | 0.00       | 0.02              | 1.10       | 157                        | 29         |
| 245       | * groundnut oil      | 0.20           | 7.72       | 0.00                                | 0.01       | 0.20              | 7.54       | 564                        | 84         |
| 247       | * coconut oil        | 0.00           | 0.12       | 0.00                                | 0.02       | 0.00              | 0.14       | 2                          | 1          |
| 255       | * refined oil        | 0.04           | 1.99       | 0.00                                | 0.00       | 0.04              | 1.95       | 79                         | 14         |
| 270       | goat meat            | 0.02           | 1.53       | 0.00                                | 0.00       | 0.02              | 1.53       | 83                         | 15         |
| 271       | mutton               | 0.02           | 1.00       | 0.00                                | 0.00       | 0.02              | 1.00       | 83                         | 12         |
| 272       | beef                 | 0.15           | 3.76       | 0.00                                | 0.00       | 0.15              | 3.76       | 244                        | 34         |
| 280       | chicken              | 0.04           | 2.17       | 0.01                                | 0.36       | 0.05              | 2.53       | 180                        | 28         |
| 282       | eggs (no.)           | 3.35           | 3.94       | 0.36                                | 0.36       | 3.69              | 4.28       | 492                        | 74         |
| 284       | \$ fish              | 1.36           | 35.34      | 0.00                                | 0.00       | 1.36              | 35.34      | 862                        | 126        |
| 290       | potato               | 0.21           | 1.35       | 0.01                                | 0.03       | 0.22              | 1.36       | 592                        | 85         |
| 291       | onion                | 0.62           | 4.22       | 0.03                                | 0.10       | 0.62              | 4.12       | 992                        | 145        |
| 310       | cauliflower          | 0.07           | 0.70       | 0.00                                | 0.00       | 0.07              | 0.70       | 339                        | 48         |
| 311       | cabbage              | 0.16           | 1.40       | 0.00                                | 0.00       | 0.16              | 1.40       | 647                        | 94         |
| 312       | brinjal              | 0.14           | 1.00       | 0.00                                | 0.00       | 0.14              | 1.00       | 389                        | 57         |
| 313       | lady's finger        | 0.05           | 0.54       | 0.00                                | 0.03       | 0.05              | 0.57       | 259                        | 43         |
| 314       | palak                | 0.05           | 0.28       | 0.00                                | 0.01       | 0.06              | 0.32       | 287                        | 42         |
| 317       | tomato               | 0.42           | 3.57       | 0.00                                | 0.00       | 0.42              | 3.55       | 955                        | 140        |
| 321       | chilli (green)       | 0.14           | 1.83       | 0.00                                | 0.00       | 0.14              | 1.83       | 950                        | 139        |
| 325       | <u>lemon (no.)</u>   | 1.23           | 0.95       | 0.01                                | 0.01       | 1.24              | 0.96       | 606                        | 89         |
| 340       | banana (no.)         | 4.60           | 3.17       | 0.42                                | 0.18       | 5.02              | 3.35       | 670                        | 103        |
| 344       | coconut (no.)        | 4.69           | 24.67      | 0.84                                | 3.91       | 5.53              | 28.69      | 948                        | 138        |
| 350       | mango                | 0.56           | 2.27       | 0.12                                | 0.51       | 0.68              | 2.78       | 150                        | 21         |
| 355       | apple                | 0.07           | 0.72       | 0.00                                | 0.00       | 0.07              | 0.72       | 185                        | 33         |
| 361       | groundnut            | 0.03           | 0.66       | 0.00                                | 0.00       | 0.03              | 0.65       | 207                        | 30         |
| 370       | * sugar (crystal)    | 1.07           | 12.54      | 0.00                                | 0.00       | 1.03              | 12.12      | 900                        | 131        |
| 373       | \$ gur               | 0.07           | 0.77       | 0.00                                | 0.00       | 0.06              | 0.65       | 15                         | 2          |
| 390       | turmeric (gm)        | 10.69          | 0.42       | 0.00                                | 0.00       | 22.10             | 1.03       | 951                        | 140        |
| 391       | black pepper (gm)    | 2.20           | 0.17       | 0.00                                | 0.00       | 6.41              | 0.50       | 508                        | 76         |

@ Quantity unit kg unless otherwise specified; \* cols. 9,10 exclude consumption out of public distrn. system purchases  
\$ cols. 9,10 relate to fresh fish for item 284 and gur(cane) for item 373

**Table 1: Quantity and value of cash purchase; consumption out of home-grown stock; and total consumption of different items of food, pan, tobacco, intoxicants and fuel & light per person for a period of 30 days**

| Goa       |                           | Rural          |            |                                     |            |                   |            |                            |            |
|-----------|---------------------------|----------------|------------|-------------------------------------|------------|-------------------|------------|----------------------------|------------|
| item code | item                      | cash purchase  |            | consumption out of home-grown stock |            | total consumption |            | hhs. reporting consumption |            |
|           |                           | quantity (kg@) | value (Rs) | quantity (kg@)                      | value (Rs) | quantity (kg@)    | value (Rs) | estd. no. per 1000         | sample no. |
| (1)       | (2)                       | (3)            | (4)        | (5)                                 | (6)        | (7)               | (8)        | (9)                        | (10)       |
| 392       | dry chillies (gm)         | 27.89          | 1.17       | 1.51                                | 0.03       | 80.72             | 3.49       | 854                        | 127        |
| 393       | garlic (gm)               | 24.53          | 0.73       | 0.00                                | 0.00       | 30.04             | 1.12       | 870                        | 126        |
| 394       | tamarind (gm)             | 12.56          | 0.23       | 0.76                                | 0.01       | 25.26             | 0.89       | 739                        | 110        |
| 395       | ginger (gm)               | 8.98           | 0.30       | 0.00                                | 0.00       | 13.53             | 0.63       | 703                        | 100        |
| 400       | tea (no. of cups)         | 4.97           | 5.69       | 0.00                                | 0.00       | 5.10              | 5.94       | 413                        | 67         |
| 401       | tea: leaf (gm)            | 105.97         | 7.82       | 0.00                                | 0.00       | 104.52            | 7.74       | 986                        | 144        |
| 403       | coffee powder (gm)        | 5.69           | 0.52       | 0.00                                | 0.00       | 4.98              | 0.47       | 131                        | 22         |
| 410       | biscuit and confectionery | -              | 2.88       | -                                   | 0.00       | -                 | 2.88       | 410                        | 63         |
| 411       | salted refreshments       | -              | 1.60       | -                                   | 0.00       | -                 | 1.60       | 281                        | 43         |
| 412       | prepared sweets           | -              | 0.23       | -                                   | 0.00       | -                 | 0.23       | 44                         | 10         |
| 431       | pan: finished (no.)       | 0.02           | 0.02       | 0.00                                | 0.00       | 0.02              | 0.02       | 9                          | 1          |
| 440       | bidi (no.)                | 34.84          | 3.37       | 0.00                                | 0.00       | 34.84             | 3.37       | 300                        | 44         |
| 441       | cigarettes (no.)          | 4.54           | 3.42       | 0.00                                | 0.00       | 4.54              | 3.42       | 133                        | 20         |
| 461       | firewood & chips          | 2.70           | 3.15       | 0.61                                | 0.38       | 11.53             | 11.87      | 739                        | 106        |
| 462       | electricity (st. unit)    | 10.42          | 8.95       | 0.00                                | 0.00       | 10.40             | 8.97       | 952                        | 140        |
| 463       | dung cake                 | -              | 0.00       | -                                   | 0.20       | -                 | 0.30       | 96                         | 16         |
| 464 *     | kerosene (ltr)            | 1.38           | 4.08       | 0.00                                | 0.00       | 1.26              | 3.79       | 212                        | 33         |
| 466       | matches (box)             | 2.18           | 0.77       | 0.00                                | 0.00       | 2.14              | 0.77       | 969                        | 140        |
| 472       | LPG (kg)                  | 0.62           | 3.97       | 0.00                                | 0.00       | 0.72              | 4.57       | 260                        | 47         |

@ Quantity unit kg unless otherwise specified; \* cols. 9,10 exclude consumption out of public distn. system purchases  
\$ cols. 9,10 relate to fresh fish for item 284 and gur(cane) for item 373

**Table 1: Quantity and value of cash purchase; consumption out of home-grown stock; and total consumption of different items of food, pan, tobacco, intoxicants and fuel & light per person for a period of 30 days**

| Gujarat   |                      | Rural          |            |                                     |            |                   |            |                            |            |
|-----------|----------------------|----------------|------------|-------------------------------------|------------|-------------------|------------|----------------------------|------------|
| item code | item                 | cash purchase  |            | consumption out of home-grown stock |            | total consumption |            | hhs. reporting consumption |            |
|           |                      | quantity (kg@) | value (Rs) | quantity (kg@)                      | value (Rs) | quantity (kg@)    | value (Rs) | estd. no. per 1000         | sample no. |
| (1)       | (2)                  | (3)            | (4)        | (5)                                 | (6)        | (7)               | (8)        | (9)                        | (10)       |
| 102 *     | rice                 | 1.31           | 9.10       | 0.37                                | 2.61       | 1.92              | 13.71      | 695                        | 1570       |
| 112 *     | atta                 | 0.02           | 0.11       | 0.27                                | 1.18       | 3.59              | 16.64      | 579                        | 1346       |
| 190       | gram (whole grain)   | 0.02           | 0.32       | 0.01                                | 0.06       | 0.03              | 0.39       | 169                        | 418        |
| 210 *     | arhar (tur)          | 0.28           | 4.96       | 0.05                                | 0.79       | 0.35              | 6.18       | 768                        | 1762       |
| 212 *     | gram (split)         | 0.05           | 0.92       | 0.00                                | 0.04       | 0.06              | 0.99       | 352                        | 854        |
| 214 *     | moong                | 0.26           | 3.94       | 0.02                                | 0.22       | 0.30              | 4.28       | 828                        | 1856       |
| 216 *     | masur                | 0.00           | 0.02       | 0.00                                | 0.00       | 0.00              | 0.04       | 11                         | 33         |
| 220 *     | urd                  | 0.03           | 0.44       | 0.02                                | 0.19       | 0.05              | 0.67       | 274                        | 684        |
| 230       | milk: liquid (litre) | 1.89           | 14.95      | 3.08                                | 22.56      | 5.07              | 37.72      | 938                        | 2109       |
| 234       | ghee                 | 0.04           | 3.29       | 0.01                                | 0.58       | 0.04              | 3.91       | 238                        | 534        |
| 240 *     | vanaspati            | 0.01           | 0.39       | 0.00                                | 0.00       | 0.01              | 0.38       | 57                         | 130        |
| 243 *     | mustard oil          | 0.03           | 0.82       | 0.00                                | 0.01       | 0.03              | 0.81       | 64                         | 154        |
| 245 *     | groundnut oil        | 0.52           | 20.48      | 0.01                                | 0.19       | 0.61              | 24.11      | 851                        | 1916       |
| 247 *     | coconut oil          | 0.00           | 0.17       | 0.00                                | 0.00       | 0.00              | 0.24       | 3                          | 8          |
| 255 *     | refined oil          | 0.00           | 0.09       | 0.00                                | 0.00       | 0.00              | 0.08       | 5                          | 12         |
| 270       | goat meat            | 0.03           | 1.45       | 0.00                                | 0.00       | 0.03              | 1.45       | 141                        | 312        |
| 271       | mutton               | 0.00           | 0.05       | 0.00                                | 0.00       | 0.00              | 0.05       | 8                          | 13         |
| 272       | beef                 | 0.00           | 0.01       | 0.00                                | 0.00       | 0.00              | 0.01       | 2                          | 3          |
| 274       | buffalo meat         | 0.01           | 0.12       | 0.00                                | 0.00       | 0.01              | 0.12       | 20                         | 39         |
| 280       | chicken              | 0.00           | 0.18       | 0.01                                | 0.34       | 0.01              | 0.52       | 47                         | 93         |
| 282       | eggs (no.)           | 0.13           | 0.20       | 0.04                                | 0.06       | 0.17              | 0.25       | 78                         | 189        |
| 284 \$    | fish                 | 0.02           | 0.52       | 0.00                                | 0.02       | 0.02              | 0.63       | 79                         | 185        |
| 290       | potato               | 0.85           | 4.01       | 0.00                                | 0.00       | 0.85              | 3.98       | 975                        | 2187       |
| 291       | onion                | 0.59           | 2.94       | 0.00                                | 0.02       | 0.60              | 2.99       | 954                        | 2127       |
| 310       | cauliflower          | 0.13           | 0.88       | 0.00                                | 0.00       | 0.13              | 0.88       | 377                        | 881        |
| 311       | cabbage              | 0.28           | 1.75       | 0.00                                | 0.00       | 0.28              | 1.75       | 718                        | 1614       |
| 312       | brinjal              | 0.59           | 2.66       | 0.02                                | 0.10       | 0.62              | 2.76       | 940                        | 2098       |
| 313       | lady's finger        | 0.13           | 0.93       | 0.03                                | 0.14       | 0.16              | 1.07       | 505                        | 1111       |
| 314       | palak                | 0.05           | 0.25       | 0.00                                | 0.00       | 0.05              | 0.25       | 187                        | 418        |
| 317       | tomato               | 0.24           | 1.77       | 0.01                                | 0.07       | 0.25              | 1.84       | 665                        | 1527       |
| 321       | chilli (green)       | 0.14           | 1.43       | 0.01                                | 0.05       | 0.15              | 1.48       | 884                        | 1986       |
| 325       | lemon (no.)          | 0.93           | 0.34       | 0.03                                | 0.01       | 0.99              | 0.35       | 369                        | 858        |
| 340       | banana (no.)         | 1.77           | 1.01       | 0.02                                | 0.01       | 1.80              | 1.02       | 422                        | 1003       |
| 344       | coconut (no.)        | 0.01           | 0.05       | 0.00                                | 0.00       | 0.01              | 0.06       | 31                         | 77         |
| 350       | mango                | 0.04           | 0.35       | 0.01                                | 0.14       | 0.05              | 0.49       | 68                         | 178        |
| 355       | apple                | 0.02           | 0.38       | 0.00                                | 0.00       | 0.02              | 0.38       | 130                        | 361        |
| 361       | groundnut            | 0.01           | 0.16       | 0.02                                | 0.26       | 0.03              | 0.47       | 150                        | 440        |
| 370 *     | sugar (crystal)      | 0.98           | 11.24      | 0.00                                | 0.00       | 0.96              | 11.09      | 933                        | 2090       |
| 373 \$    | gur                  | 0.24           | 2.92       | 0.00                                | 0.00       | 0.27              | 3.17       | 644                        | 1527       |
| 390       | turmeric (gm)        | 20.61          | 0.70       | 0.00                                | 0.00       | 30.27             | 1.03       | 980                        | 2196       |

@ Quantity unit kg unless otherwise specified; \* cols. 9,10 exclude consumption out of public distn. system purchases

\$ cols. 9,10 relate to fresh fish for item 284 and gur(cane) for item 373

**Table 1: Quantity and value of cash purchase; consumption out of home-grown stock; and total consumption of different items of food, pan, tobacco, intoxicants and fuel & light per person for a period of 30 days**

| Gujarat   |                           | Rural          |            |                                     |            |                   |            |                            |            |
|-----------|---------------------------|----------------|------------|-------------------------------------|------------|-------------------|------------|----------------------------|------------|
| item code | item                      | cash purchase  |            | consumption out of home-grown stock |            | total consumption |            | hhs. reporting consumption |            |
|           |                           | quantity (kg@) | value (Rs) | quantity (kg@)                      | value (Rs) | quantity (kg@)    | value (Rs) | estd. no. per 1000         | sample no. |
| (1)       | (2)                       | (3)            | (4)        | (5)                                 | (6)        | (7)               | (8)        | (9)                        | (10)       |
| 391       | black pepper (gm)         | 1.97           | 0.12       | 0.00                                | 0.00       | 3.67              | 0.23       | 228                        | 492        |
| 392       | dry chillies (gm)         | 43.02          | 1.57       | 0.95                                | 0.03       | 66.10             | 2.44       | 961                        | 2159       |
| 393       | garlic (gm)               | 40.10          | 0.78       | 0.22                                | 0.00       | 49.02             | 0.95       | 913                        | 2060       |
| 394       | tamarind (gm)             | 6.90           | 0.13       | 1.46                                | 0.02       | 11.39             | 0.21       | 328                        | 675        |
| 395       | ginger (gm)               | 15.03          | 0.42       | 0.03                                | 0.00       | 16.16             | 0.47       | 364                        | 791        |
| 400       | tea (no. of cups)         | 0.85           | 1.38       | 0.00                                | 0.00       | 1.15              | 1.80       | 320                        | 779        |
| 401       | tea: leaf (gm)            | 89.41          | 7.55       | 0.00                                | 0.00       | 87.82             | 7.27       | 971                        | 2177       |
| 402       | coffee (no. of cups)      | 0.01           | 0.01       | 0.00                                | 0.00       | 0.02              | 0.02       | 3                          | 11         |
| 403       | coffee powder (gm)        | 0.08           | 0.02       | 0.00                                | 0.00       | 0.07              | 0.02       | 8                          | 28         |
| 410       | biscuit and confectionery | -              | 1.14       | -                                   | 0.00       | -                 | 1.13       | 436                        | 1027       |
| 411       | salted refreshments       | -              | 1.36       | -                                   | 0.00       | -                 | 1.36       | 330                        | 804        |
| 412       | prepared sweets           | -              | 0.47       | -                                   | 0.00       | -                 | 0.55       | 97                         | 265        |
| 431       | pan: finished (no.)       | 0.66           | 0.69       | 0.00                                | 0.00       | 0.65              | 0.69       | 57                         | 147        |
| 440       | bidi (no.)                | 73.62          | 6.29       | 0.16                                | 0.01       | 74.17             | 6.43       | 576                        | 1294       |
| 441       | cigarettes (no.)          | 0.16           | 0.11       | 0.00                                | 0.00       | 0.16              | 0.11       | 48                         | 126        |
| 461       | firewood & chips          | 0.91           | 0.88       | 4.19                                | 3.67       | 14.61             | 11.02      | 834                        | 1880       |
| 462       | electricity (st. unit)    | 4.74           | 5.08       | 0.00                                | 0.00       | 4.78              | 5.15       | 643                        | 1495       |
| 463       | dung cake                 | -              | 0.15       | -                                   | 1.02       | -                 | 1.66       | 421                        | 1006       |
| 464 *     | kerosene (ltr)            | 1.21           | 3.81       | 0.00                                | 0.00       | 1.14              | 3.61       | 262                        | 516        |
| 466       | matches (box)             | 2.83           | 0.80       | 0.00                                | 0.00       | 2.80              | 0.79       | 954                        | 2151       |
| 472       | LPG (kg)                  | 0.09           | 0.65       | 0.00                                | 0.00       | 0.08              | 0.60       | 44                         | 132        |

@ Quantity unit kg unless otherwise specified; \* cols. 9,10 exclude consumption out of public distr. system purchases  
\$ cols. 9,10 relate to fresh fish for item 284 and gur(cane) for item 373

**Table 1: Quantity and value of cash purchase; consumption out of home-grown stock; and total consumption of different items of food, pan, tobacco, intoxicants and fuel & light per person for a period of 30 days**

| Haryana   |                      | Rural          |            |                                     |            |                   |            |                            |            |
|-----------|----------------------|----------------|------------|-------------------------------------|------------|-------------------|------------|----------------------------|------------|
| item code | item                 | cash purchase  |            | consumption out of home-grown stock |            | total consumption |            | hhs. reporting consumption |            |
|           |                      | quantity (kg@) | value (Rs) | quantity (kg@)                      | value (Rs) | quantity (kg@)    | value (Rs) | estd. no. per 1000         | sample no. |
| (1)       | (2)                  | (3)            | (4)        | (5)                                 | (6)        | (7)               | (8)        | (9)                        | (10)       |
| 102 *     | rice                 | 0.38           | 2.79       | 0.20                                | 1.53       | 0.73              | 5.31       | 750                        | 786        |
| 112 *     | atta                 | 1.03           | 4.59       | 4.03                                | 13.66      | 10.20             | 36.59      | 886                        | 914        |
| 190       | gram (whole grain)   | 0.03           | 0.40       | 0.01                                | 0.11       | 0.05              | 0.62       | 154                        | 186        |
| 210 *     | arhar (tur)          | 0.01           | 0.18       | 0.00                                | 0.02       | 0.01              | 0.21       | 62                         | 74         |
| 212 *     | gram (split)         | 0.11           | 1.71       | 0.02                                | 0.20       | 0.14              | 1.99       | 696                        | 719        |
| 214 *     | moong                | 0.14           | 2.30       | 0.00                                | 0.04       | 0.14              | 2.33       | 797                        | 853        |
| 216 *     | masur                | 0.11           | 1.61       | 0.00                                | 0.05       | 0.12              | 1.66       | 692                        | 726        |
| 220 *     | urd                  | 0.07           | 0.97       | 0.00                                | 0.06       | 0.07              | 1.04       | 413                        | 432        |
| 230       | milk: liquid (litre) | 2.44           | 18.31      | 11.10                               | 68.63      | 13.82             | 87.96      | 965                        | 1004       |
| 234       | ghee                 | 0.08           | 9.00       | 0.00                                | 0.46       | 0.09              | 9.46       | 240                        | 240        |
| 240 *     | vanaspati            | 0.15           | 5.81       | 0.00                                | 0.14       | 0.16              | 5.74       | 468                        | 457        |
| 243 *     | mustard oil          | 0.09           | 2.64       | 0.02                                | 0.59       | 0.11              | 3.33       | 466                        | 499        |
| 245 *     | groundnut oil        | 0.00           | 0.04       | 0.00                                | 0.00       | 0.00              | 0.06       | 5                          | 5          |
| 255 *     | refined oil          | 0.00           | 0.02       | 0.00                                | 0.00       | 0.00              | 0.01       | 2                          | 2          |
| 270       | goat meat            | 0.02           | 0.99       | 0.00                                | 0.00       | 0.02              | 1.00       | 79                         | 75         |
| 272       | beef                 | 0.00           | 0.00       | 0.00                                | 0.00       | 0.00              | 0.00       | 1                          | 1          |
| 274       | buffalo meat         | 0.04           | 0.36       | 0.00                                | 0.00       | 0.04              | 0.36       | 23                         | 28         |
| 280       | chicken              | 0.00           | 0.04       | 0.00                                | 0.02       | 0.00              | 0.06       | 3                          | 5          |
| 282       | eggs (no.)           | 0.07           | 0.12       | 0.01                                | 0.01       | 0.08              | 0.14       | 33                         | 35         |
| 284 \$    | fish                 | 0.00           | 0.00       | 0.00                                | 0.00       | 0.00              | 0.00       | 1                          | 1          |
| 290       | potato               | 0.97           | 3.23       | 0.02                                | 0.06       | 0.98              | 3.29       | 980                        | 1021       |
| 291       | onion                | 0.48           | 2.30       | 0.02                                | 0.06       | 0.52              | 2.41       | 916                        | 963        |
| 310       | cauliflower          | 0.32           | 1.21       | 0.00                                | 0.01       | 0.33              | 1.22       | 469                        | 497        |
| 311       | cabbage              | 0.07           | 0.26       | 0.00                                | 0.00       | 0.07              | 0.26       | 165                        | 175        |
| 312       | brinjal              | 0.24           | 0.88       | 0.00                                | 0.00       | 0.24              | 0.89       | 699                        | 728        |
| 313       | lady's finger        | 0.06           | 0.43       | 0.00                                | 0.00       | 0.06              | 0.43       | 218                        | 237        |
| 314       | palak                | 0.11           | 0.32       | 0.02                                | 0.03       | 0.15              | 0.39       | 332                        | 365        |
| 317       | tomato               | 0.32           | 2.32       | 0.00                                | 0.01       | 0.33              | 2.34       | 791                        | 835        |
| 321       | chilli (green)       | 0.24           | 0.56       | 0.00                                | 0.02       | 0.24              | 0.59       | 669                        | 721        |
| 325       | lemon (no.)          | 1.00           | 0.52       | 0.00                                | 0.00       | 1.03              | 0.55       | 337                        | 370        |
| 340       | banana (no.)         | 3.02           | 2.24       | 0.00                                | 0.00       | 3.10              | 2.30       | 590                        | 629        |
| 344       | coconut (no.)        | 0.00           | 0.01       | 0.00                                | 0.00       | 0.00              | 0.01       | 3                          | 4          |
| 350       | mango                | 0.04           | 0.44       | 0.00                                | 0.00       | 0.04              | 0.47       | 125                        | 144        |
| 355       | apple                | 0.10           | 1.23       | 0.00                                | 0.00       | 0.10              | 1.24       | 307                        | 346        |
| 361       | groundnut            | 0.01           | 0.36       | 0.00                                | 0.00       | 0.01              | 0.36       | 129                        | 134        |
| 370 *     | sugar (crystal)      | 1.59           | 18.19      | 0.00                                | 0.00       | 1.60              | 18.30      | 939                        | 982        |
| 373 \$    | gur                  | 0.21           | 1.74       | 0.03                                | 0.26       | 0.22              | 1.88       | 257                        | 286        |
| 390       | turmeric (gm)        | 39.02          | 1.42       | 0.00                                | 0.00       | 42.43             | 1.56       | 987                        | 1029       |
| 391       | black pepper (gm)    | 0.62           | 0.04       | 0.00                                | 0.00       | 0.84              | 0.05       | 45                         | 51         |
| 392       | dry chillies (gm)    | 45.59          | 1.96       | 0.08                                | 0.00       | 60.40             | 2.53       | 976                        | 1018       |

@ Quantity unit kg unless otherwise specified; \* cols. 9,10 exclude consumption out of public distrn. system purchases  
\$ cols. 9,10 relate to fresh fish for item 284 and gur(cane) for item 373



**Table 1: Quantity and value of cash purchase; consumption out of home-grown stock; and total consumption of different items of food, pan, tobacco, intoxicants and fuel & light per person for a period of 30 days**

| Haryana   |                           | Rural          |            |                                     |            |                   |            |                            |            |
|-----------|---------------------------|----------------|------------|-------------------------------------|------------|-------------------|------------|----------------------------|------------|
| item code | item                      | cash purchase  |            | consumption out of home-grown stock |            | total consumption |            | hhs. reporting consumption |            |
|           |                           | quantity (kg@) | value (Rs) | quantity (kg@)                      | value (Rs) | quantity (kg@)    | value (Rs) | estd. no. per 1000         | sample no. |
| (1)       | (2)                       | (3)            | (4)        | (5)                                 | (6)        | (7)               | (8)        | (9)                        | (10)       |
| 393       | garlic (gm)               | 20.80          | 0.57       | 0.54                                | 0.01       | 24.67             | 0.65       | 587                        | 615        |
| 394       | tamarind (gm)             | 1.35           | 0.02       | 0.00                                | 0.00       | 1.32              | 0.02       | 8                          | 12         |
| 395       | ginger (gm)               | 15.02          | 0.34       | 0.00                                | 0.00       | 15.06             | 0.34       | 367                        | 393        |
| 400       | tea (no. of cups)         | 1.28           | 1.72       | 0.01                                | 0.01       | 1.43              | 1.91       | 286                        | 306        |
| 401       | tea: leaf (gm)            | 83.51          | 6.21       | 0.00                                | 0.00       | 83.33             | 6.07       | 969                        | 1013       |
| 402       | coffee (no. of cups)      | 0.00           | 0.01       | 0.00                                | 0.00       | 0.00              | 0.01       | 2                          | 1          |
| 410       | biscuit and confectionery | -              | 1.14       | -                                   | 0.00       | -                 | 1.13       | 454                        | 494        |
| 411       | salted refreshments       | -              | 0.63       | -                                   | 0.00       | -                 | 0.63       | 226                        | 258        |
| 412       | prepared sweets           | -              | 1.02       | -                                   | 0.02       | -                 | 1.03       | 181                        | 203        |
| 431       | pan: finished (no.)       | 0.04           | 0.04       | 0.00                                | 0.00       | 0.04              | 0.04       | 10                         | 12         |
| 440       | bidi (no.)                | 78.43          | 6.83       | 0.00                                | 0.00       | 80.50             | 6.74       | 693                        | 709        |
| 441       | cigarettes (no.)          | 0.12           | 0.07       | 0.00                                | 0.00       | 0.12              | 0.07       | 16                         | 17         |
| 461       | firewood & chips          | 0.74           | 0.35       | 8.73                                | 3.81       | 15.07             | 7.47       | 904                        | 952        |
| 462       | electricity (st. unit)    | 5.54           | 5.26       | 0.00                                | 0.01       | 5.57              | 6.01       | 715                        | 774        |
| 463       | dung cake                 | -              | 0.03       | -                                   | 5.08       | -                 | 5.63       | 863                        | 910        |
| 464 *     | kerosene (ltr)            | 0.61           | 1.92       | 0.00                                | 0.00       | 0.57              | 1.80       | 121                        | 120        |
| 466       | matches (box)             | 3.18           | 0.80       | 0.00                                | 0.00       | 3.14              | 0.79       | 958                        | 1000       |
| 472       | LPG (kg)                  | 0.06           | 0.44       | 0.00                                | 0.00       | 0.07              | 0.52       | 43                         | 57         |

@ Quantity unit kg unless otherwise specified; \* cols. 9,10 exclude consumption out of public distn. system purchases  
\$ cols. 9,10 relate to fresh fish for item 284 and gur(cane) for item 373

**Table 1: Quantity and value of cash purchase; consumption out of home-grown stock; and total consumption of different items of food, pan, tobacco, intoxicants and fuel & light per person for a period of 30 days**

| Himachal Pradesh |                      | Rural          |            |                                     |            |                   |            |                            |            |
|------------------|----------------------|----------------|------------|-------------------------------------|------------|-------------------|------------|----------------------------|------------|
| item code        | item                 | cash purchase  |            | consumption out of home-grown stock |            | total consumption |            | hhs. reporting consumption |            |
|                  |                      | quantity (kg@) | value (Rs) | quantity (kg@)                      | value (Rs) | quantity (kg@)    | value (Rs) | estd. no. per 1000         | sample no. |
| (1)              | (2)                  | (3)            | (4)        | (5)                                 | (6)        | (7)               | (8)        | (9)                        | (10)       |
| 102 *            | rice                 | 2.99           | 21.05      | 0.85                                | 5.59       | 3.63              | 25.41      | 588                        | 1066       |
| 112 *            | atta                 | 2.03           | 9.75       | 2.43                                | 10.39      | 5.94              | 25.69      | 733                        | 1364       |
| 190              | gram (whole grain)   | 0.09           | 1.42       | 0.00                                | 0.02       | 0.09              | 1.41       | 322                        | 616        |
| 210 *            | arhar (tur)          | 0.02           | 0.39       | 0.00                                | 0.00       | 0.02              | 0.38       | 96                         | 196        |
| 212 *            | gram (split)         | 0.28           | 4.83       | 0.00                                | 0.01       | 0.26              | 4.38       | 828                        | 1533       |
| 214 *            | moong                | 0.09           | 1.47       | 0.00                                | 0.06       | 0.09              | 1.42       | 434                        | 824        |
| 216 *            | masur                | 0.18           | 2.71       | 0.00                                | 0.03       | 0.16              | 2.53       | 674                        | 1236       |
| 220 *            | urd                  | 0.29           | 3.75       | 0.05                                | 0.59       | 0.31              | 4.04       | 879                        | 1653       |
| 230              | milk: liquid (litre) | 1.16           | 7.97       | 6.33                                | 39.72      | 7.52              | 47.91      | 881                        | 1674       |
| 234              | ghee                 | 0.02           | 1.59       | 0.00                                | 0.20       | 0.02              | 1.90       | 89                         | 160        |
| 240 *            | vanaspati            | 0.20           | 7.48       | 0.00                                | 0.00       | 0.18              | 6.93       | 601                        | 1150       |
| 243 *            | mustard oil          | 0.28           | 10.22      | 0.01                                | 0.49       | 0.26              | 9.35       | 876                        | 1660       |
| 245 *            | groundnut oil        | 0.00           | 0.04       | 0.00                                | 0.00       | 0.00              | 0.04       | 2                          | 4          |
| 255 *            | refined oil          | 0.01           | 0.37       | 0.00                                | 0.00       | 0.01              | 0.33       | 28                         | 47         |
| 270              | goat meat            | 0.08           | 3.50       | 0.00                                | 0.08       | 0.09              | 3.68       | 277                        | 527        |
| 271              | mutton               | 0.00           | 0.03       | 0.00                                | 0.00       | 0.00              | 0.03       | 3                          | 8          |
| 280              | chicken              | 0.00           | 0.01       | 0.00                                | 0.03       | 0.00              | 0.04       | 2                          | 6          |
| 282              | eggs (no.)           | 0.13           | 0.18       | 0.09                                | 0.10       | 0.22              | 0.27       | 58                         | 120        |
| 284 \$           | fish                 | 0.00           | 0.06       | 0.00                                | 0.00       | 0.00              | 0.08       | 10                         | 19         |
| 290              | potato               | 0.76           | 2.87       | 0.16                                | 0.56       | 0.88              | 3.29       | 979                        | 1839       |
| 291              | onion                | 0.45           | 2.93       | 0.05                                | 0.20       | 0.48              | 2.97       | 954                        | 1794       |
| 310              | cauliflower          | 0.29           | 1.24       | 0.01                                | 0.03       | 0.30              | 1.28       | 466                        | 867        |
| 311              | cabbage              | 0.13           | 0.53       | 0.01                                | 0.05       | 0.15              | 0.58       | 278                        | 553        |
| 312              | brinjal              | 0.12           | 0.51       | 0.03                                | 0.12       | 0.15              | 0.64       | 347                        | 630        |
| 313              | lady's finger        | 0.06           | 0.32       | 0.07                                | 0.27       | 0.13              | 0.60       | 233                        | 412        |
| 314              | palak                | 0.03           | 0.17       | 0.02                                | 0.08       | 0.06              | 0.24       | 113                        | 222        |
| 317              | tomato               | 0.19           | 1.69       | 0.06                                | 0.33       | 0.25              | 2.03       | 588                        | 1118       |
| 321              | chilli (green)       | 0.01           | 0.08       | 0.01                                | 0.13       | 0.02              | 0.22       | 231                        | 427        |
| 325              | lemon (no.)          | 0.14           | 0.08       | 0.06                                | 0.03       | 0.20              | 0.11       | 71                         | 145        |
| 340              | banana (no.)         | 1.28           | 1.28       | 0.02                                | 0.02       | 1.36              | 1.35       | 361                        | 681        |
| 344              | coconut (no.)        | 0.00           | 0.01       | 0.00                                | 0.00       | 0.00              | 0.01       | 4                          | 6          |
| 350              | mango                | 0.03           | 0.46       | 0.01                                | 0.06       | 0.05              | 0.54       | 94                         | 168        |
| 355              | apple                | 0.09           | 0.87       | 0.12                                | 0.56       | 0.22              | 1.51       | 248                        | 502        |
| 361              | groundnut            | 0.01           | 0.42       | 0.00                                | 0.00       | 0.01              | 0.41       | 122                        | 227        |
| 370 *            | sugar (crystal)      | 1.05           | 12.28      | 0.00                                | 0.00       | 0.97              | 11.29      | 925                        | 1729       |
| 373 \$           | gur                  | 0.03           | 0.35       | 0.00                                | 0.04       | 0.03              | 0.35       | 75                         | 172        |
| 390              | turmeric (gm)        | 40.71          | 1.92       | 3.25                                | 0.12       | 42.45             | 1.99       | 992                        | 1863       |
| 391              | black pepper (gm)    | 1.67           | 0.14       | 0.07                                | 0.00       | 1.91              | 0.15       | 102                        | 201        |

@ Quantity unit kg unless otherwise specified; \* cols. 9,10 exclude consumption out of public distrn. system purchases

\$ cols. 9,10 relate to fresh fish for item 284 and gur(cane) for item 373

**Table 1: Quantity and value of cash purchase; consumption out of home-grown stock; and total consumption of different items of food, pan, tobacco, intoxicants and fuel & light per person for a period of 30 days**

| Himachal Pradesh |                           |                |            | Rural                               |            |                   |            |                            |            |
|------------------|---------------------------|----------------|------------|-------------------------------------|------------|-------------------|------------|----------------------------|------------|
| item code        | item                      | cash purchase  |            | consumption out of home-grown stock |            | total consumption |            | hhs. reporting consumption |            |
|                  |                           | quantity (kg@) | value (Rs) | quantity (kg@)                      | value (Rs) | quantity (kg@)    | value (Rs) | estd. no. per 1000         | sample no. |
| (1)              | (2)                       | (3)            | (4)        | (5)                                 | (6)        | (7)               | (8)        | (9)                        | (10)       |
| 392              | dry chillies (gm)         | 28.42          | 1.28       | 10.31                               | 0.43       | 37.43             | 1.68       | 951                        | 1789       |
| 393              | garlic (gm)               | 17.65          | 0.41       | 12.74                               | 0.25       | 30.03             | 0.66       | 556                        | 1106       |
| 394              | tamarind (gm)             | 0.79           | 0.01       | 0.48                                | 0.01       | 1.33              | 0.02       | 29                         | 68         |
| 395              | ginger (gm)               | 14.29          | 0.25       | 4.62                                | 0.07       | 17.94             | 0.31       | 257                        | 517        |
| 400              | tea (no. of cups)         | 2.25           | 2.42       | 0.02                                | 0.02       | 2.58              | 2.74       | 442                        | 836        |
| 401              | tea: leaf (gm)            | 58.84          | 5.12       | 0.04                                | 0.00       | 54.73             | 4.76       | 975                        | 1835       |
| 402              | coffee (no. of cups)      | 0.02           | 0.02       | 0.00                                | 0.00       | 0.02              | 0.02       | 1                          | 2          |
| 403              | coffee powder (gm)        | 0.05           | 0.01       | 0.00                                | 0.00       | 0.03              | 0.00       | 2                          | 5          |
| 410              | biscuit and confectionery | -              | 1.15       | -                                   | 0.00       | -                 | 1.15       | 408                        | 797        |
| 411              | salted refreshments       | 0.00           | 0.61       | 0.00                                | 0.00       | 0.00              | 0.61       | 213                        | 409        |
| 412              | prepared sweets           | 0.00           | 1.28       | 0.00                                | 0.01       | 0.00              | 1.30       | 257                        | 493        |
| 431              | pan: finished (no.)       | 0.01           | 0.01       | 0.00                                | 0.00       | 0.01              | 0.01       | 3                          | 7          |
| 440              | bidi (no.)                | 72.19          | 7.21       | 0.00                                | 0.00       | 72.67             | 7.27       | 609                        | 1150       |
| 441              | cigarettes (no.)          | 0.93           | 0.50       | 0.00                                | 0.00       | 0.93              | 0.50       | 36                         | 70         |
| 461              | firewood & chips          | 0.95           | 0.58       | 13.65                               | 6.74       | 39.10             | 19.00      | 912                        | 1743       |
| 462              | electricity (st. unit)    | 8.75           | 4.66       | 0.00                                | 0.00       | 8.42              | 4.50       | 902                        | 1697       |
| 463              | dung cake                 | -              | 0.03       | -                                   | 0.40       | -                 | 0.44       | 84                         | 192        |
| 464 *            | kerosene (ltr)            | 0.55           | 1.63       | 0.00                                | 0.00       | 0.51              | 1.52       | 182                        | 317        |
| 466              | matches (box)             | 2.22           | 0.60       | 0.00                                | 0.00       | 2.17              | 0.59       | 962                        | 1804       |
| 472              | LPG (kg)                  | 0.15           | 1.08       | 0.00                                | 0.00       | 0.14              | 0.96       | 63                         | 121        |

@ Quantity unit kg unless otherwise specified; \* cols. 9,10 exclude consumption out of public distn. system purchases  
\$ cols. 9,10 relate to fresh fish for item 284 and gur(cane) for item 373

**Table 1: Quantity and value of cash purchase; consumption out of home-grown stock; and total consumption of different items of food, pan, tobacco, intoxicants and fuel & light per person for a period of 30 days**

| J & K     |                      | Rural          |            |                                     |            |                   |            |                            |            |
|-----------|----------------------|----------------|------------|-------------------------------------|------------|-------------------|------------|----------------------------|------------|
| item code | item                 | cash purchase  |            | consumption out of home-grown stock |            | total consumption |            | hhs. reporting consumption |            |
|           |                      | quantity (kg@) | value (Rs) | quantity (kg@)                      | value (Rs) | quantity (kg@)    | value (Rs) | estd. no. per 1000         | sample no. |
| (1)       | (2)                  | (3)            | (4)        | (5)                                 | (6)        | (7)               | (8)        | (9)                        | (10)       |
| 102 *     | rice                 | 2.11           | 15.00      | 2.36                                | 17.28      | 4.70              | 33.81      | 925                        | 752        |
| 112 *     | atta                 | 3.30           | 16.50      | 3.45                                | 14.37      | 7.37              | 33.10      | 874                        | 705        |
| 190       | gram (whole grain)   | 0.05           | 0.85       | 0.00                                | 0.01       | 0.05              | 0.87       | 245                        | 210        |
| 210 *     | arhar (tur)          | 0.01           | 0.11       | 0.00                                | 0.00       | 0.01              | 0.11       | 38                         | 35         |
| 212 *     | gram (split)         | 0.38           | 6.43       | 0.00                                | 0.00       | 0.38              | 6.35       | 946                        | 771        |
| 214 *     | moong                | 0.08           | 1.30       | 0.00                                | 0.00       | 0.08              | 1.29       | 398                        | 325        |
| 216 *     | masur                | 0.06           | 0.78       | 0.00                                | 0.02       | 0.06              | 0.81       | 295                        | 250        |
| 220 *     | urd                  | 0.34           | 4.24       | 0.04                                | 0.45       | 0.38              | 4.65       | 868                        | 702        |
| 230       | milk: liquid (litre) | 1.28           | 9.00       | 5.93                                | 36.23      | 7.26              | 45.44      | 955                        | 783        |
| 234       | ghee                 | 0.02           | 1.39       | 0.01                                | 0.83       | 0.03              | 2.37       | 137                        | 106        |
| 240 *     | vanaspati            | 0.08           | 3.00       | 0.00                                | 0.04       | 0.08              | 3.01       | 373                        | 275        |
| 243 *     | mustard oil          | 0.34           | 11.42      | 0.07                                | 2.15       | 0.41              | 13.40      | 973                        | 806        |
| 245 *     | groundnut oil        | 0.00           | 0.07       | 0.00                                | 0.01       | 0.00              | 0.08       | 1                          | 1          |
| 270       | goat meat            | 0.04           | 1.75       | 0.00                                | 0.03       | 0.04              | 1.79       | 152                        | 146        |
| 271       | mutton               | 0.01           | 0.36       | 0.00                                | 0.00       | 0.01              | 0.36       | 23                         | 16         |
| 280       | chicken              | 0.03           | 1.08       | 0.01                                | 0.30       | 0.04              | 1.40       | 96                         | 80         |
| 282       | eggs (no.)           | 0.35           | 0.47       | 0.29                                | 0.35       | 0.63              | 0.82       | 178                        | 164        |
| 284 \$    | fish                 | 0.00           | 0.02       | 0.00                                | 0.00       | 0.00              | 0.07       | 7                          | 5          |
| 290       | potato               | 0.74           | 2.90       | 0.10                                | 0.28       | 0.81              | 3.11       | 985                        | 806        |
| 291       | onion                | 0.44           | 2.68       | 0.06                                | 0.24       | 0.49              | 2.87       | 969                        | 792        |
| 310       | cauliflower          | 0.28           | 1.18       | 0.02                                | 0.05       | 0.30              | 1.24       | 432                        | 371        |
| 311       | cabbage              | 0.12           | 0.44       | 0.00                                | 0.01       | 0.13              | 0.45       | 272                        | 222        |
| 312       | brinjal              | 0.11           | 0.57       | 0.03                                | 0.11       | 0.13              | 0.68       | 411                        | 337        |
| 313       | lady's finger        | 0.07           | 0.46       | 0.06                                | 0.32       | 0.14              | 0.78       | 294                        | 216        |
| 314       | palak                | 0.07           | 0.30       | 0.03                                | 0.09       | 0.10              | 0.39       | 220                        | 196        |
| 317       | tomato               | 0.19           | 1.60       | 0.04                                | 0.16       | 0.24              | 1.76       | 667                        | 541        |
| 321       | chilli (green)       | 0.01           | 0.15       | 0.01                                | 0.07       | 0.02              | 0.22       | 257                        | 232        |
| 325       | lemon (no.)          | 0.89           | 0.52       | 0.03                                | 0.02       | 0.91              | 0.54       | 246                        | 199        |
| 340       | banana (no.)         | 1.48           | 1.58       | 0.01                                | 0.01       | 1.52              | 1.64       | 433                        | 365        |
| 344       | coconut (no.)        | 0.02           | 0.05       | 0.00                                | 0.00       | 0.02              | 0.06       | 23                         | 19         |
| 350       | mango                | 0.02           | 0.32       | 0.01                                | 0.06       | 0.03              | 0.39       | 91                         | 71         |
| 355       | apple                | 0.20           | 1.59       | 0.01                                | 0.03       | 0.22              | 1.66       | 423                        | 358        |
| 361       | groundnut            | 0.01           | 0.38       | 0.00                                | 0.00       | 0.01              | 0.36       | 85                         | 84         |
| 370 *     | sugar (crystal)      | 0.89           | 10.56      | 0.00                                | 0.00       | 0.87              | 10.37      | 892                        | 732        |
| 373 \$    | gur                  | 0.03           | 0.35       | 0.00                                | 0.03       | 0.03              | 0.38       | 125                        | 81         |
| 390       | turmeric (gm)        | 48.02          | 1.98       | 0.68                                | 0.02       | 47.89             | 1.97       | 992                        | 813        |
| 391       | black pepper (gm)    | 1.83           | 0.11       | 0.00                                | 0.00       | 1.88              | 0.11       | 110                        | 97         |
| 392       | dry chillies (gm)    | 33.47          | 1.66       | 10.28                               | 0.46       | 44.79             | 2.18       | 964                        | 792        |

@ Quantity unit kg unless otherwise specified; \* cols. 9,10 exclude consumption out of public distn. system purchases  
\$ cols. 9,10 relate to fresh fish for item 284 and gur(cane) for item 373

**Table 1: Quantity and value of cash purchase; consumption out of home-grown stock; and total consumption of different items of food, pan, tobacco, intoxicants and fuel & light per person for a period of 30 days**

| J & K     |                           | Rural          |            |                                     |            |                   |            |                            |            |
|-----------|---------------------------|----------------|------------|-------------------------------------|------------|-------------------|------------|----------------------------|------------|
| item code | item                      | cash purchase  |            | consumption out of home-grown stock |            | total consumption |            | hhs. reporting consumption |            |
|           |                           | quantity (kg@) | value (Rs) | quantity (kg@)                      | value (Rs) | quantity (kg@)    | value (Rs) | estd. no. per 1000         | sample no. |
| (1)       | (2)                       | (3)            | (4)        | (5)                                 | (6)        | (7)               | (8)        | (9)                        | (10)       |
| 393       | garlic (gm)               | 24.25          | 0.48       | 15.80                               | 0.24       | 40.19             | 0.72       | 603                        | 479        |
| 394       | tamarind (gm)             | 11.78          | 0.13       | 0.00                                | 0.00       | 11.53             | 0.12       | 162                        | 109        |
| 395       | ginger (gm)               | 16.15          | 0.29       | 0.63                                | 0.01       | 16.77             | 0.30       | 218                        | 198        |
| 400       | tea (no. of cups)         | 1.56           | 1.72       | 0.01                                | 0.01       | 2.07              | 2.14       | 326                        | 264        |
| 401       | tea: leaf (gm)            | 54.82          | 4.47       | 0.00                                | 0.00       | 52.30             | 4.38       | 985                        | 812        |
| 402       | coffee (no. of cups)      | 0.01           | 0.02       | 0.00                                | 0.00       | 0.01              | 0.02       | 1                          | 1          |
| 410       | biscuit and confectionery | -              | 2.17       | -                                   | 0.00       | -                 | 2.17       | 763                        | 626        |
| 411       | salted refreshments       | -              | 1.18       | -                                   | 0.00       | -                 | 1.20       | 447                        | 373        |
| 412       | prepared sweets           | -              | 1.34       | -                                   | 0.06       | -                 | 1.44       | 233                        | 219        |
| 431       | pan: finished (no.)       | 0.00           | 0.00       | 0.00                                | 0.00       | 0.00              | 0.00       | 1                          | 1          |
| 440       | bidi (no.)                | 72.22          | 6.50       | 0.00                                | 0.00       | 70.72             | 6.83       | 580                        | 459        |
| 441       | cigarettes (no.)          | 3.03           | 1.65       | 0.00                                | 0.00       | 3.04              | 1.65       | 113                        | 102        |
| 461       | firewood & chips          | 1.14           | 0.50       | 22.60                               | 10.11      | 33.25             | 13.81      | 891                        | 730        |
| 462       | electricity (st. unit)    | 4.46           | 2.08       | 0.00                                | 0.00       | 4.53              | 2.10       | 821                        | 666        |
| 463       | dung cake                 | -              | 0.02       | -                                   | 2.13       | -                 | 2.40       | 306                        | 234        |
| 464 *     | kerosene (ltr)            | 0.44           | 1.63       | 0.00                                | 0.00       | 0.47              | 1.70       | 422                        | 321        |
| 466       | matches (box)             | 2.47           | 0.68       | 0.00                                | 0.00       | 2.42              | 0.68       | 981                        | 805        |
| 472       | LPG (kg)                  | 0.12           | 0.80       | 0.00                                | 0.00       | 0.13              | 0.84       | 62                         | 66         |

@ Quantity unit kg unless otherwise specified; \* cols. 9,10 exclude consumption out of public distr. system purchases  
\$ cols. 9,10 relate to fresh fish for item 284 and gur(cane) for item 373

**Table 1: Quantity and value of cash purchase; consumption out of home-grown stock; and total consumption of different items of food, pan, tobacco, intoxicants and fuel & light per person for a period of 30 days**

| Karnataka |                      | Rural          |            |                                     |            |                   |            |                            |            |
|-----------|----------------------|----------------|------------|-------------------------------------|------------|-------------------|------------|----------------------------|------------|
| item code | item                 | cash purchase  |            | consumption out of home-grown stock |            | total consumption |            | hhs. reporting consumption |            |
|           |                      | quantity (kg@) | value (Rs) | quantity (kg@)                      | value (Rs) | quantity (kg@)    | value (Rs) | estd. no. per 1000         | sample no. |
| (1)       | (2)                  | (3)            | (4)        | (5)                                 | (6)        | (7)               | (8)        | (9)                        | (10)       |
| 102 *     | rice                 | 3.63           | 23.72      | 1.63                                | 10.08      | 5.25              | 33.73      | 851                        | 2263       |
| 112 *     | atta                 | 0.02           | 0.16       | 0.06                                | 0.30       | 0.60              | 2.59       | 244                        | 694        |
| 190       | gram (whole grain)   | 0.02           | 0.31       | 0.01                                | 0.08       | 0.03              | 0.40       | 171                        | 505        |
| 210 *     | arhar (tur)          | 0.25           | 4.81       | 0.06                                | 0.98       | 0.32              | 5.85       | 896                        | 2370       |
| 212 *     | gram (split)         | 0.05           | 0.87       | 0.01                                | 0.16       | 0.07              | 1.08       | 320                        | 890        |
| 214 *     | moong                | 0.07           | 1.02       | 0.02                                | 0.25       | 0.09              | 1.36       | 419                        | 1166       |
| 216 *     | masur                | 0.02           | 0.21       | 0.00                                | 0.01       | 0.02              | 0.22       | 82                         | 216        |
| 220 *     | urd                  | 0.05           | 0.75       | 0.00                                | 0.03       | 0.05              | 0.79       | 333                        | 976        |
| 230       | milk: liquid (litre) | 1.13           | 7.18       | 1.71                                | 10.12      | 2.88              | 17.48      | 862                        | 2293       |
| 234       | ghee                 | 0.00           | 0.24       | 0.00                                | 0.02       | 0.00              | 0.32       | 38                         | 106        |
| 240 *     | vanaspati            | 0.00           | 0.09       | 0.00                                | 0.00       | 0.00              | 0.09       | 28                         | 95         |
| 243 *     | mustard oil          | 0.00           | 0.02       | 0.00                                | 0.00       | 0.00              | 0.03       | 2                          | 7          |
| 245 *     | groundnut oil        | 0.23           | 8.16       | 0.00                                | 0.03       | 0.23              | 8.08       | 794                        | 2091       |
| 247 *     | coconut oil          | 0.01           | 0.55       | 0.00                                | 0.07       | 0.01              | 0.62       | 70                         | 199        |
| 255 *     | refined oil          | 0.00           | 0.09       | 0.00                                | 0.00       | 0.00              | 0.08       | 11                         | 39         |
| 270       | goat meat            | 0.03           | 1.60       | 0.00                                | 0.06       | 0.03              | 1.66       | 115                        | 311        |
| 271       | mutton               | 0.06           | 2.93       | 0.00                                | 0.01       | 0.06              | 2.94       | 204                        | 551        |
| 272       | beef                 | 0.02           | 0.44       | 0.00                                | 0.00       | 0.02              | 0.44       | 54                         | 120        |
| 274       | buffalo meat         | 0.00           | 0.04       | 0.00                                | 0.00       | 0.00              | 0.04       | 7                          | 16         |
| 280       | chicken              | 0.02           | 0.64       | 0.01                                | 0.25       | 0.02              | 0.89       | 92                         | 287        |
| 282       | eggs (no.)           | 0.67           | 0.77       | 0.21                                | 0.20       | 0.89              | 0.98       | 249                        | 666        |
| 284 \$    | fish                 | 0.14           | 1.80       | 0.00                                | 0.00       | 0.14              | 1.83       | 135                        | 371        |
| 290       | potato               | 0.22           | 0.97       | 0.01                                | 0.03       | 0.23              | 1.00       | 667                        | 1813       |
| 291       | onion                | 0.58           | 2.48       | 0.02                                | 0.06       | 0.60              | 2.54       | 961                        | 2524       |
| 310       | cauliflower          | 0.01           | 0.03       | 0.00                                | 0.00       | 0.01              | 0.03       | 28                         | 92         |
| 311       | cabbage              | 0.11           | 0.42       | 0.00                                | 0.01       | 0.11              | 0.43       | 384                        | 1068       |
| 312       | brinjal              | 0.41           | 1.41       | 0.02                                | 0.07       | 0.44              | 1.49       | 874                        | 2286       |
| 313       | lady's finger        | 0.07           | 0.33       | 0.00                                | 0.02       | 0.08              | 0.36       | 333                        | 915        |
| 314       | palak                | 0.05           | 0.19       | 0.01                                | 0.02       | 0.06              | 0.22       | 200                        | 479        |
| 317       | tomato               | 0.38           | 1.63       | 0.04                                | 0.15       | 0.42              | 1.80       | 827                        | 2216       |
| 321       | chilli (green)       | 0.14           | 1.00       | 0.02                                | 0.10       | 0.16              | 1.11       | 898                        | 2371       |
| 325       | lemon (no.)          | 0.56           | 0.22       | 0.01                                | 0.01       | 0.56              | 0.22       | 391                        | 1126       |
| 340       | banana (no.)         | 2.74           | 1.51       | 0.26                                | 0.10       | 3.00              | 1.62       | 683                        | 1893       |
| 344       | coconut (no.)        | 0.64           | 2.73       | 0.44                                | 1.69       | 1.10              | 4.47       | 720                        | 1960       |
| 350       | mango                | 0.03           | 0.28       | 0.00                                | 0.02       | 0.03              | 0.30       | 61                         | 177        |
| 355       | apple                | 0.02           | 0.34       | 0.00                                | 0.00       | 0.02              | 0.35       | 87                         | 297        |
| 361       | groundnut            | 0.02           | 0.34       | 0.02                                | 0.34       | 0.04              | 0.77       | 222                        | 666        |
| 370 *     | sugar (crystal)      | 0.58           | 6.50       | 0.00                                | 0.00       | 0.57              | 6.34       | 582                        | 1591       |
| 373 \$    | gur                  | 0.32           | 3.49       | 0.01                                | 0.05       | 0.31              | 3.49       | 632                        | 1700       |
| 390       | turmeric (gm)        | 8.56           | 0.31       | 0.08                                | 0.00       | 12.27             | 0.43       | 867                        | 2323       |

@ Quantity unit kg unless otherwise specified; \* cols. 9,10 exclude consumption out of public distn. system purchases  
\$ cols. 9,10 relate to fresh fish for item 284 and gur(cane) for item 373

**Table 1: Quantity and value of cash purchase; consumption out of home-grown stock; and total consumption of different items of food, pan, tobacco, intoxicants and fuel & light per person for a period of 30 days**

| Karnataka |                           | Rural          |            |                                     |            |                   |            |                            |            |
|-----------|---------------------------|----------------|------------|-------------------------------------|------------|-------------------|------------|----------------------------|------------|
| item code | item                      | cash purchase  |            | consumption out of home-grown stock |            | total consumption |            | hhs. reporting consumption |            |
|           |                           | quantity (kg@) | value (Rs) | quantity (kg@)                      | value (Rs) | quantity (kg@)    | value (Rs) | estd. no. per 1000         | sample no. |
| (1)       | (2)                       | (3)            | (4)        | (5)                                 | (6)        | (7)               | (8)        | (9)                        | (10)       |
| 391       | black pepper (gm)         | 2.27           | 0.13       | 0.10                                | 0.00       | 3.26              | 0.18       | 286                        | 836        |
| 392       | dry chillies (gm)         | 57.79          | 1.85       | 6.51                                | 0.19       | 74.89             | 2.34       | 887                        | 2356       |
| 393       | garlic (gm)               | 28.15          | 0.53       | 0.31                                | 0.01       | 30.89             | 0.59       | 859                        | 2264       |
| 394       | tamarind (gm)             | 39.15          | 0.57       | 2.60                                | 0.03       | 55.62             | 0.79       | 888                        | 2331       |
| 395       | ginger (gm)               | 4.47           | 0.09       | 0.03                                | 0.00       | 5.21              | 0.11       | 266                        | 755        |
| 400       | tea (no. of cups)         | 3.94           | 3.44       | 0.04                                | 0.02       | 4.23              | 3.68       | 564                        | 1484       |
| 401       | tea: leaf (gm)            | 54.55          | 3.88       | 0.00                                | 0.00       | 53.89             | 3.81       | 773                        | 2038       |
| 402       | coffee (no. of cups)      | 0.35           | 0.41       | 0.00                                | 0.00       | 0.36              | 0.42       | 91                         | 260        |
| 403       | coffee powder (gm)        | 17.05          | 1.06       | 0.71                                | 0.03       | 17.73             | 1.09       | 254                        | 730        |
| 410       | biscuit and confectionery | -              | 0.65       | -                                   | 0.00       | -                 | 0.66       | 311                        | 890        |
| 411       | salted refreshments       | -              | 1.09       | -                                   | 0.00       | -                 | 1.10       | 325                        | 930        |
| 412       | prepared sweets           | -              | 0.62       | -                                   | 0.00       | -                 | 0.63       | 197                        | 592        |
| 431       | pan: finished (no.)       | 0.16           | 0.07       | 0.01                                | 0.00       | 0.17              | 0.07       | 22                         | 65         |
| 440       | bidi (no.)                | 51.73          | 4.38       | 0.01                                | 0.00       | 51.55             | 4.37       | 465                        | 1184       |
| 441       | cigarettes (no.)          | 0.67           | 0.47       | 0.00                                | 0.00       | 0.65              | 0.47       | 36                         | 115        |
| 461       | firewood & chips          | 2.88           | 2.18       | 7.39                                | 3.90       | 23.62             | 14.35      | 957                        | 2495       |
| 462       | electricity (st. unit)    | 2.52           | 2.14       | 0.00                                | 0.00       | 2.62              | 2.19       | 510                        | 1482       |
| 463       | dung cake                 | -              | 0.02       | -                                   | 0.55       | -                 | 0.82       | 250                        | 651        |
| 464 *     | kerosene (ltr)            | 0.72           | 2.80       | 0.00                                | 0.00       | 0.70              | 2.75       | 480                        | 1211       |
| 466       | matches (box)             | 2.14           | 0.68       | 0.00                                | 0.00       | 2.11              | 0.69       | 973                        | 2549       |
| 472       | LPG (kg)                  | 0.04           | 0.28       | 0.00                                | 0.00       | 0.04              | 0.29       | 17                         | 71         |

@ Quantity unit kg unless otherwise specified; \* cols. 9,10 exclude consumption out of public distn. system purchases  
\$ cols. 9,10 relate to fresh fish for item 284 and gur(cane) for item 373

**Table 1: Quantity and value of cash purchase; consumption out of home-grown stock; and total consumption of different items of food, pan, tobacco, intoxicants and fuel & light per person for a period of 30 days**

| Kerala    |                      | Rural          |            |                                     |            |                   |            |                            |            |
|-----------|----------------------|----------------|------------|-------------------------------------|------------|-------------------|------------|----------------------------|------------|
| item code | item                 | cash purchase  |            | consumption out of home-grown stock |            | total consumption |            | hhs. reporting consumption |            |
|           |                      | quantity (kg@) | value (Rs) | quantity (kg@)                      | value (Rs) | quantity (kg@)    | value (Rs) | estd. no. per 1000         | sample no. |
| (1)       | (2)                  | (3)            | (4)        | (5)                                 | (6)        | (7)               | (8)        | (9)                        | (10)       |
| 102 *     | rice                 | 8.61           | 58.63      | 0.75                                | 5.28       | 9.22              | 63.05      | 825                        | 2134       |
| 112 *     | atta                 | 0.16           | 1.19       | 0.00                                | 0.00       | 0.40              | 2.14       | 178                        | 495        |
| 190       | gram (whole grain)   | 0.07           | 1.08       | 0.00                                | 0.00       | 0.07              | 1.06       | 291                        | 880        |
| 210 *     | arhar (tur)          | 0.11           | 2.00       | 0.00                                | 0.00       | 0.11              | 1.97       | 530                        | 1410       |
| 212 *     | gram (split)         | 0.00           | 0.06       | 0.00                                | 0.00       | 0.00              | 0.06       | 15                         | 47         |
| 214 *     | moong                | 0.09           | 1.54       | 0.00                                | 0.00       | 0.09              | 1.51       | 419                        | 1146       |
| 216 *     | masur                | 0.01           | 0.10       | 0.00                                | 0.01       | 0.01              | 0.11       | 36                         | 100        |
| 220 *     | urd                  | 0.10           | 1.58       | 0.00                                | 0.02       | 0.10              | 1.53       | 393                        | 1105       |
| 230       | milk: liquid (litre) | 1.71           | 13.08      | 0.89                                | 6.39       | 2.61              | 19.57      | 674                        | 1790       |
| 234       | ghee                 | 0.00           | 0.07       | 0.00                                | 0.01       | 0.00              | 0.11       | 12                         | 63         |
| 240 *     | vanaspati            | 0.00           | 0.06       | 0.00                                | 0.00       | 0.00              | 0.06       | 12                         | 46         |
| 243 *     | mustard oil          | 0.00           | 0.01       | 0.00                                | 0.01       | 0.00              | 0.02       | 1                          | 3          |
| 245 *     | groundnut oil        | 0.00           | 0.18       | 0.00                                | 0.01       | 0.00              | 0.19       | 29                         | 72         |
| 247 *     | coconut oil          | 0.25           | 9.58       | 0.01                                | 0.46       | 0.25              | 9.76       | 906                        | 2316       |
| 255 *     | refined oil          | 0.01           | 0.27       | 0.00                                | 0.00       | 0.01              | 0.23       | 31                         | 100        |
| 270       | goat meat            | 0.01           | 0.61       | 0.00                                | 0.01       | 0.01              | 0.63       | 26                         | 101        |
| 271       | mutton               | 0.01           | 0.43       | 0.00                                | 0.00       | 0.01              | 0.43       | 21                         | 79         |
| 272       | beef                 | 0.12           | 3.26       | 0.00                                | 0.02       | 0.12              | 3.29       | 230                        | 612        |
| 274       | buffalo meat         | 0.07           | 1.77       | 0.00                                | 0.00       | 0.07              | 1.77       | 118                        | 322        |
| 280       | chicken              | 0.02           | 0.75       | 0.01                                | 0.57       | 0.03              | 1.32       | 71                         | 245        |
| 282       | eggs (no.)           | 1.03           | 1.18       | 0.96                                | 1.02       | 2.00              | 2.20       | 431                        | 1150       |
| 284 \$    | fish                 | 1.29           | 22.06      | 0.03                                | 0.46       | 1.35              | 22.99      | 857                        | 2185       |
| 290       | potato               | 0.21           | 1.30       | 0.00                                | 0.00       | 0.21              | 1.29       | 679                        | 1767       |
| 291       | onion                | 0.34           | 2.45       | 0.00                                | 0.00       | 0.34              | 2.40       | 934                        | 2394       |
| 310       | cauliflower          | 0.00           | 0.03       | 0.00                                | 0.00       | 0.01              | 0.03       | 17                         | 58         |
| 311       | cabbage              | 0.14           | 0.79       | 0.00                                | 0.00       | 0.14              | 0.80       | 493                        | 1315       |
| 312       | brinjal              | 0.07           | 0.37       | 0.01                                | 0.03       | 0.07              | 0.41       | 339                        | 861        |
| 313       | lady's finger        | 0.14           | 0.88       | 0.01                                | 0.04       | 0.15              | 0.92       | 655                        | 1719       |
| 314       | palak                | 0.01           | 0.03       | 0.00                                | 0.02       | 0.01              | 0.05       | 43                         | 113        |
| 317       | tomato               | 0.27           | 2.09       | 0.00                                | 0.01       | 0.27              | 2.10       | 793                        | 2069       |
| 321       | chilli (green)       | 0.07           | 0.87       | 0.01                                | 0.09       | 0.08              | 0.96       | 855                        | 2199       |
| 325       | lemon (no.)          | 0.76           | 0.34       | 0.01                                | 0.01       | 0.76              | 0.35       | 247                        | 699        |
| 340       | banana (no.)         | 3.24           | 2.89       | 1.77                                | 0.92       | 5.07              | 3.86       | 636                        | 1685       |
| 344       | coconut (no.)        | 1.21           | 5.09       | 3.12                                | 11.09      | 4.43              | 16.48      | 928                        | 2379       |
| 350       | mango                | 0.02           | 0.13       | 0.07                                | 0.32       | 0.10              | 0.49       | 98                         | 272        |
| 355       | apple                | 0.03           | 0.49       | 0.00                                | 0.00       | 0.03              | 0.52       | 99                         | 362        |
| 361       | groundnut            | 0.02           | 0.43       | 0.00                                | 0.00       | 0.02              | 0.43       | 170                        | 439        |
| 370 *     | sugar (crystal)      | 0.85           | 9.62       | 0.00                                | 0.00       | 0.83              | 9.42       | 786                        | 2059       |
| 373 \$    | gur                  | 0.05           | 0.54       | 0.00                                | 0.00       | 0.03              | 0.51       | 146                        | 426        |
| 390       | turmeric (gm)        | 18.27          | 0.57       | 2.43                                | 0.07       | 21.08             | 0.64       | 933                        | 2388       |

@ Quantity unit kg unless otherwise specified; \* cols. 9,10 exclude consumption out of public distn. system purchases  
\$ cols. 9,10 relate to fresh fish for item 284 and gur(cane) for item 373



**Table 1: Quantity and value of cash purchase; consumption out of home-grown stock; and total consumption of different items of food, pan, tobacco, intoxicants and fuel & light per person for a period of 30 days**

| Kerala    |                           | Rural          |            |                                     |            |                   |            |                            |            |
|-----------|---------------------------|----------------|------------|-------------------------------------|------------|-------------------|------------|----------------------------|------------|
| item code | item                      | cash purchase  |            | consumption out of home-grown stock |            | total consumption |            | hhs. reporting consumption |            |
|           |                           | quantity (kg@) | value (Rs) | quantity (kg@)                      | value (Rs) | quantity (kg@)    | value (Rs) | estd. no. per 1000         | sample no. |
| (1)       | (2)                       | (3)            | (4)        | (5)                                 | (6)        | (7)               | (8)        | (9)                        | (10)       |
| 391       | black pepper (gm)         | 2.18           | 0.10       | 3.60                                | 0.17       | 6.74              | 0.30       | 315                        | 911        |
| 392       | dry chillies (gm)         | 118.78         | 3.33       | 0.17                                | 0.00       | 114.73            | 3.18       | 957                        | 2449       |
| 393       | garlic (gm)               | 19.78          | 0.50       | 0.11                                | 0.00       | 20.43             | 0.51       | 740                        | 1900       |
| 394       | tamarind (gm)             | 63.99          | 1.27       | 7.09                                | 0.11       | 79.71             | 1.58       | 898                        | 2297       |
| 395       | ginger (gm)               | 17.86          | 0.27       | 4.90                                | 0.06       | 23.44             | 0.34       | 585                        | 1587       |
| 400       | tea (no. of cups)         | 8.00           | 8.22       | 0.12                                | 0.10       | 8.32              | 8.48       | 673                        | 1710       |
| 401       | tea: leaf (gm)            | 74.70          | 4.91       | 0.02                                | 0.00       | 73.13             | 4.83       | 868                        | 2257       |
| 402       | coffee (no. of cups)      | 0.08           | 0.08       | 0.00                                | 0.00       | 0.09              | 0.09       | 18                         | 54         |
| 403       | coffee powder (gm)        | 24.46          | 1.41       | 3.22                                | 0.16       | 26.78             | 1.53       | 368                        | 959        |
| 410       | biscuit and confectionery | -              | 2.24       | -                                   | 0.00       | -                 | 2.27       | 399                        | 1138       |
| 411       | salted refreshments       | -              | 3.07       | -                                   | 0.03       | -                 | 3.28       | 389                        | 1045       |
| 412       | prepared sweets           | -              | 0.60       | -                                   | 0.00       | -                 | 0.63       | 114                        | 348        |
| 431       | pan: finished (no.)       | 0.85           | 0.49       | 0.03                                | 0.01       | 0.89              | 0.50       | 59                         | 133        |
| 440       | bidi (no.)                | 45.09          | 4.67       | 0.04                                | 0.00       | 45.09             | 4.62       | 458                        | 1075       |
| 441       | cigarettes (no.)          | 3.34           | 1.78       | 0.00                                | 0.00       | 3.35              | 1.78       | 141                        | 385        |
| 461       | firewood & chips          | 5.58           | 4.24       | 13.69                               | 8.03       | 23.57             | 14.97      | 950                        | 2427       |
| 462       | electricity (st. unit)    | 4.21           | 2.97       | 0.02                                | 0.02       | 4.29              | 3.04       | 491                        | 1413       |
| 463       | dung cake                 | -              | 0.00       | -                                   | 0.01       | -                 | 0.01       | 2                          | 5          |
| 464 *     | kerosene (ltr)            | 0.71           | 2.11       | 0.00                                | 0.00       | 0.70              | 2.07       | 73                         | 174        |
| 466       | matches (box)             | 2.24           | 0.71       | 0.00                                | 0.00       | 2.23              | 0.70       | 952                        | 2434       |
| 472       | LPG (kg)                  | 0.12           | 0.87       | 0.00                                | 0.00       | 0.12              | 0.88       | 50                         | 231        |

@ Quantity unit kg unless otherwise specified; \* cols. 9,10 exclude consumption out of public distn. system purchases  
\$ cols. 9,10 relate to fresh fish for item 284 and gur(cane) for item 373

**Table 1: Quantity and value of cash purchase; consumption out of home-grown stock; and total consumption of different items of food, pan, tobacco, intoxicants and fuel & light per person for a period of 30 days**

| Madhya Pradesh |                      | Rural          |            |                                     |            |                   |            |                            |            |
|----------------|----------------------|----------------|------------|-------------------------------------|------------|-------------------|------------|----------------------------|------------|
| item code      | item                 | cash purchase  |            | consumption out of home-grown stock |            | total consumption |            | hhs. reporting consumption |            |
|                |                      | quantity (kg@) | value (Rs) | quantity (kg@)                      | value (Rs) | quantity (kg@)    | value (Rs) | estd. no. per 1000         | sample no. |
| (1)            | (2)                  | (3)            | (4)        | (5)                                 | (6)        | (7)               | (8)        | (9)                        | (10)       |
| 102 *          | rice                 | 2.20           | 12.97      | 3.29                                | 19.24      | 5.93              | 34.79      | 748                        | 4023       |
| 112 *          | atta                 | 0.04           | 0.19       | 2.47                                | 9.89       | 5.54              | 22.86      | 568                        | 3185       |
| 190            | gram (whole grain)   | 0.02           | 0.18       | 0.03                                | 0.21       | 0.04              | 0.37       | 83                         | 519        |
| 210 *          | arhar (tur)          | 0.16           | 2.53       | 0.15                                | 2.25       | 0.32              | 5.02       | 518                        | 2981       |
| 212 *          | gram (split)         | 0.03           | 0.45       | 0.05                                | 0.67       | 0.08              | 1.10       | 204                        | 1158       |
| 214 *          | moong                | 0.06           | 0.79       | 0.04                                | 0.42       | 0.10              | 1.27       | 296                        | 1707       |
| 216 *          | masur                | 0.07           | 0.80       | 0.04                                | 0.42       | 0.11              | 1.28       | 275                        | 1525       |
| 220 *          | urd                  | 0.08           | 0.88       | 0.08                                | 0.83       | 0.16              | 1.74       | 383                        | 2017       |
| 230            | milk: liquid (litre) | 0.63           | 4.41       | 2.11                                | 14.01      | 2.76              | 18.46      | 606                        | 3441       |
| 234            | ghee                 | 0.01           | 1.41       | 0.01                                | 0.49       | 0.02              | 2.00       | 117                        | 756        |
| 240 *          | vanaspati            | 0.01           | 0.53       | 0.00                                | 0.01       | 0.01              | 0.51       | 64                         | 437        |
| 243 *          | mustard oil          | 0.09           | 2.91       | 0.02                                | 0.55       | 0.11              | 3.42       | 358                        | 1980       |
| 245 *          | groundnut oil        | 0.09           | 3.49       | 0.00                                | 0.15       | 0.10              | 3.67       | 270                        | 1436       |
| 247 *          | coconut oil          | 0.00           | 0.04       | 0.00                                | 0.00       | 0.00              | 0.05       | 1                          | 3          |
| 255 *          | refined oil          | 0.07           | 2.39       | 0.00                                | 0.00       | 0.08              | 2.46       | 202                        | 1055       |
| 270            | goat meat            | 0.04           | 1.54       | 0.00                                | 0.02       | 0.04              | 1.58       | 140                        | 779        |
| 271            | mutton               | 0.00           | 0.01       | 0.00                                | 0.00       | 0.00              | 0.01       | 2                          | 10         |
| 280            | chicken              | 0.01           | 0.31       | 0.02                                | 0.66       | 0.02              | 1.00       | 104                        | 570        |
| 272            | beef                 | 0.00           | 0.00       | 0.00                                | 0.00       | 0.00              | 0.00       | 0                          | 1          |
| 274            | buffalo meat         | 0.00           | 0.02       | 0.00                                | 0.00       | 0.00              | 0.02       | 2                          | 11         |
| 282            | eggs (no.)           | 0.11           | 0.15       | 0.04                                | 0.04       | 0.15              | 0.20       | 53                         | 297        |
| 284 \$         | fish                 | 0.03           | 0.72       | 0.01                                | 0.10       | 0.06              | 1.41       | 200                        | 1009       |
| 290            | potato               | 0.78           | 2.99       | 0.04                                | 0.15       | 0.82              | 3.10       | 931                        | 4974       |
| 291            | onion                | 0.40           | 1.77       | 0.01                                | 0.05       | 0.42              | 1.81       | 904                        | 4859       |
| 310            | cauliflower          | 0.11           | 0.47       | 0.01                                | 0.05       | 0.12              | 0.53       | 270                        | 1483       |
| 311            | cabbage              | 0.09           | 0.33       | 0.01                                | 0.03       | 0.10              | 0.37       | 218                        | 1185       |
| 312            | brinjal              | 0.36           | 1.17       | 0.05                                | 0.14       | 0.41              | 1.32       | 719                        | 3861       |
| 313            | lady's finger        | 0.07           | 0.33       | 0.03                                | 0.12       | 0.11              | 0.46       | 248                        | 1358       |
| 314            | palak                | 0.07           | 0.20       | 0.01                                | 0.01       | 0.08              | 0.21       | 191                        | 1075       |
| 317            | tomato               | 0.29           | 1.18       | 0.08                                | 0.21       | 0.37              | 1.36       | 607                        | 3291       |
| 321            | chilli (green)       | 0.06           | 0.58       | 0.01                                | 0.09       | 0.08              | 0.68       | 699                        | 3809       |
| 325            | lemon (no.)          | 0.20           | 0.10       | 0.02                                | 0.01       | 0.23              | 0.11       | 112                        | 708        |
| 340            | banana (no.)         | 1.03           | 0.51       | 0.01                                | 0.00       | 1.05              | 0.52       | 238                        | 1438       |
| 344            | coconut (no.)        | 0.10           | 0.48       | 0.00                                | 0.00       | 0.10              | 0.48       | 234                        | 1339       |
| 350            | mango                | 0.03           | 0.24       | 0.03                                | 0.08       | 0.08              | 0.40       | 94                         | 526        |
| 355            | apple                | 0.02           | 0.25       | 0.00                                | 0.00       | 0.02              | 0.25       | 62                         | 434        |
| 361            | groundnut            | 0.01           | 0.13       | 0.01                                | 0.06       | 0.01              | 0.19       | 66                         | 431        |
| 370 *          | sugar (crystal)      | 0.59           | 6.55       | 0.00                                | 0.00       | 0.58              | 6.51       | 538                        | 3013       |
| 373 \$         | gur                  | 0.15           | 1.47       | 0.00                                | 0.03       | 0.14              | 1.41       | 335                        | 1898       |
| 390            | turmeric (gm)        | 26.36          | 0.78       | 0.59                                | 0.02       | 34.81             | 1.03       | 974                        | 5191       |

@ Quantity unit kg unless otherwise specified; \* cols. 9,10 exclude consumption out of public distn. system purchases  
\$ cols. 9,10 relate to fresh fish for item 284 and gur(cane) for item 373

**Table 1: Quantity and value of cash purchase; consumption out of home-grown stock; and total consumption of different items of food, pan, tobacco, intoxicants and fuel & light per person for a period of 30 days**

| Madhya Pradesh |                           | Rural          |            |                                     |            |                   |            |                            |            |
|----------------|---------------------------|----------------|------------|-------------------------------------|------------|-------------------|------------|----------------------------|------------|
| item code      | item                      | cash purchase  |            | consumption out of home-grown stock |            | total consumption |            | hhs. reporting consumption |            |
|                |                           | quantity (kg@) | value (Rs) | quantity (kg@)                      | value (Rs) | quantity (kg@)    | value (Rs) | estd. no. per 1000         | sample no. |
| (1)            | (2)                       | (3)            | (4)        | (5)                                 | (6)        | (7)               | (8)        | (9)                        | (10)       |
| 391            | black pepper (gm)         | 1.49           | 0.11       | 0.00                                | 0.00       | 1.95              | 0.13       | 127                        | 793        |
| 392            | dry chillies (gm)         | 56.03          | 1.42       | 3.00                                | 0.06       | 73.49             | 1.83       | 898                        | 4797       |
| 393            | garlic (gm)               | 25.05          | 0.63       | 2.16                                | 0.04       | 30.24             | 0.74       | 758                        | 4090       |
| 394            | tamarind (gm)             | 0.41           | 0.01       | 1.41                                | 0.01       | 2.05              | 0.02       | 26                         | 136        |
| 395            | ginger (gm)               | 6.39           | 0.13       | 0.07                                | 0.00       | 6.67              | 0.14       | 204                        | 1170       |
| 400            | tea (no. of cups)         | 0.85           | 0.87       | 0.00                                | 0.00       | 0.89              | 0.92       | 246                        | 1371       |
| 401            | tea: leaf (gm)            | 36.75          | 2.82       | 0.00                                | 0.00       | 35.81             | 2.80       | 765                        | 4190       |
| 402            | coffee (no. of cups)      | 0.00           | 0.00       | 0.00                                | 0.00       | 0.00              | 0.00       | 1                          | 3          |
| 403            | coffee powder (gm)        | 0.01           | 0.00       | 0.00                                | 0.00       | 0.00              | 0.00       | 1                          | 4          |
| 410            | biscuit and confectionery | -              | 0.66       | -                                   | 0.00       | -                 | 0.66       | 331                        | 1897       |
| 411            | salted refreshments       | -              | 1.00       | -                                   | 0.00       | -                 | 1.00       | 389                        | 2160       |
| 412            | prepared sweets           | -              | 0.61       | -                                   | 0.00       | -                 | 0.62       | 174                        | 1019       |
| 431            | pan: finished (no.)       | 0.49           | 0.46       | 0.00                                | 0.00       | 0.50              | 0.46       | 150                        | 841        |
| 440            | bidi (no.)                | 50.84          | 4.05       | 0.94                                | 0.05       | 52.46             | 4.18       | 483                        | 2588       |
| 441            | cigarettes (no.)          | 0.17           | 0.09       | 0.00                                | 0.00       | 0.17              | 0.09       | 13                         | 101        |
| 461            | firewood & chips          | 1.85           | 1.22       | 2.96                                | 2.15       | 27.33             | 16.24      | 964                        | 5115       |
| 462            | electricity (st. unit)    | 1.76           | 1.88       | 0.00                                | 0.01       | 1.89              | 2.05       | 418                        | 2467       |
| 463            | dung cake                 | -              | 0.09       | -                                   | 2.41       | -                 | 3.56       | 629                        | 3401       |
| 464 *          | kerosene (ltr)            | 0.53           | 1.91       | 0.00                                | 0.00       | 0.52              | 1.87       | 468                        | 2476       |
| 466            | matches (box)             | 2.10           | 0.54       | 0.00                                | 0.00       | 2.10              | 0.54       | 940                        | 5021       |
| 472            | LPG (kg)                  | 0.01           | 0.06       | 0.00                                | 0.00       | 0.01              | 0.06       | 3                          | 28         |

@ Quantity unit kg unless otherwise specified; \* cols. 9,10 exclude consumption out of public distn. system purchases

\$ cols. 9,10 relate to fresh fish for item 284 and gur(cane) for item 373

**Table 1: Quantity and value of cash purchase; consumption out of home-grown stock; and total consumption of different items of food, pan, tobacco, intoxicants and fuel & light per person for a period of 30 days**

| Maharashtra |                      | Rural          |            |                                     |            |                   |            |                            |            |
|-------------|----------------------|----------------|------------|-------------------------------------|------------|-------------------|------------|----------------------------|------------|
| item code   | item                 | cash purchase  |            | consumption out of home-grown stock |            | total consumption |            | hhs. reporting consumption |            |
|             |                      | quantity (kg@) | value (Rs) | quantity (kg@)                      | value (Rs) | quantity (kg@)    | value (Rs) | estd. no. per 1000         | sample no. |
| (1)         | (2)                  | (3)            | (4)        | (5)                                 | (6)        | (7)               | (8)        | (9)                        | (10)       |
| 102 *       | rice                 | 1.64           | 11.08      | 1.08                                | 6.75       | 2.83              | 18.49      | 718                        | 3301       |
| 112 *       | atta                 | 0.00           | 0.05       | 0.33                                | 1.55       | 2.03              | 10.01      | 587                        | 2732       |
| 190         | gram (whole grain)   | 0.01           | 0.18       | 0.01                                | 0.08       | 0.02              | 0.25       | 102                        | 508        |
| 210 *       | arhar (tur)          | 0.24           | 4.29       | 0.10                                | 1.54       | 0.36              | 5.95       | 850                        | 3836       |
| 212 *       | gram (split)         | 0.14           | 2.28       | 0.02                                | 0.30       | 0.12              | 1.96       | 542                        | 2492       |
| 214 *       | moong                | 0.10           | 1.46       | 0.03                                | 0.42       | 0.13              | 1.94       | 601                        | 2703       |
| 216 *       | masur                | 0.04           | 0.52       | 0.00                                | 0.02       | 0.04              | 0.54       | 218                        | 971        |
| 220 *       | urd                  | 0.03           | 0.40       | 0.02                                | 0.22       | 0.05              | 0.66       | 220                        | 968        |
| 230         | milk: liquid (litre) | 1.17           | 8.61       | 1.31                                | 8.63       | 2.50              | 17.40      | 830                        | 3761       |
| 234         | ghee                 | 0.00           | 0.18       | 0.00                                | 0.04       | 0.00              | 0.24       | 24                         | 147        |
| 240 *       | vanaspati            | 0.01           | 0.63       | 0.00                                | 0.00       | 0.01              | 0.65       | 145                        | 732        |
| 243 *       | mustard oil          | 0.00           | 0.03       | 0.00                                | 0.00       | 0.00              | 0.03       | 3                          | 11         |
| 245 *       | groundnut oil        | 0.29           | 10.97      | 0.00                                | 0.04       | 0.29              | 10.89      | 595                        | 2688       |
| 247 *       | coconut oil          | 0.00           | 0.14       | 0.00                                | 0.00       | 0.00              | 0.14       | 2                          | 9          |
| 255 *       | refined oil          | 0.00           | 0.12       | 0.00                                | 0.00       | 0.00              | 0.12       | 6                          | 35         |
| 270         | goat meat            | 0.09           | 4.24       | 0.00                                | 0.00       | 0.09              | 4.24       | 370                        | 1714       |
| 271         | mutton               | 0.01           | 0.38       | 0.00                                | 0.00       | 0.01              | 0.38       | 29                         | 139        |
| 280         | chicken              | 0.00           | 0.26       | 0.00                                | 0.12       | 0.01              | 0.40       | 33                         | 178        |
| 272         | beef                 | 0.01           | 0.12       | 0.00                                | 0.00       | 0.01              | 0.12       | 16                         | 64         |
| 274         | buffalo meat         | 0.00           | 0.02       | 0.00                                | 0.00       | 0.00              | 0.02       | 2                          | 10         |
| 282         | eggs (no.)           | 0.45           | 0.55       | 0.16                                | 0.17       | 0.61              | 0.71       | 212                        | 1000       |
| 284 \$      | fish                 | 0.08           | 1.93       | 0.00                                | 0.02       | 0.11              | 2.54       | 167                        | 768        |
| 290         | potato               | 0.38           | 1.84       | 0.00                                | 0.01       | 0.38              | 1.84       | 896                        | 4009       |
| 291         | onion                | 0.53           | 2.17       | 0.03                                | 0.08       | 0.56              | 2.27       | 956                        | 4268       |
| 310         | cauliflower          | 0.08           | 0.54       | 0.00                                | 0.01       | 0.08              | 0.55       | 360                        | 1698       |
| 311         | cabbage              | 0.14           | 0.78       | 0.00                                | 0.01       | 0.14              | 0.78       | 501                        | 2284       |
| 312         | brinjal              | 0.43           | 1.73       | 0.03                                | 0.11       | 0.48              | 1.87       | 872                        | 3895       |
| 313         | lady's finger        | 0.06           | 0.32       | 0.01                                | 0.04       | 0.07              | 0.37       | 270                        | 1233       |
| 314         | palak                | 0.13           | 0.49       | 0.01                                | 0.03       | 0.14              | 0.53       | 442                        | 2006       |
| 317         | tomato               | 0.21           | 1.15       | 0.01                                | 0.05       | 0.23              | 1.21       | 674                        | 3115       |
| 321         | chilli (green)       | 0.13           | 1.07       | 0.01                                | 0.07       | 0.15              | 1.16       | 829                        | 3705       |
| 325         | lemon (no.)          | 0.58           | 0.21       | 0.02                                | 0.01       | 0.62              | 0.22       | 378                        | 1839       |
| 340         | banana (no.)         | 2.43           | 1.13       | 0.03                                | 0.01       | 2.47              | 1.14       | 483                        | 2336       |
| 344         | coconut (no.)        | 0.21           | 1.03       | 0.01                                | 0.07       | 0.22              | 1.07       | 370                        | 1811       |
| 350         | mango                | 0.09           | 0.69       | 0.01                                | 0.08       | 0.13              | 0.84       | 109                        | 514        |
| 355         | apple                | 0.01           | 0.20       | 0.00                                | 0.00       | 0.01              | 0.20       | 54                         | 333        |
| 361         | groundnut            | 0.11           | 2.21       | 0.02                                | 0.37       | 0.14              | 2.64       | 681                        | 3095       |
| 370 *       | sugar (crystal)      | 1.00           | 11.40      | 0.00                                | 0.00       | 0.99              | 11.29      | 907                        | 4075       |
| 373 \$      | gur                  | 0.10           | 1.16       | 0.00                                | 0.00       | 0.10              | 1.15       | 331                        | 1542       |
| 390         | turmeric (gm)        | 13.36          | 0.47       | 0.04                                | 0.00       | 18.23             | 0.65       | 947                        | 4219       |

@ Quantity unit kg unless otherwise specified; \* cols. 9,10 exclude consumption out of public distn. system purchases  
\$ cols. 9,10 relate to fresh fish for item 284 and gur(cane) for item 373

**Table 1: Quantity and value of cash purchase; consumption out of home-grown stock; and total consumption of different items of food, pan, tobacco, intoxicants and fuel & light per person for a period of 30 days**

| Maharashtra |                           | Rural          |            |                                     |            |                   |            |                            |            |
|-------------|---------------------------|----------------|------------|-------------------------------------|------------|-------------------|------------|----------------------------|------------|
| item code   | item                      | cash purchase  |            | consumption out of home-grown stock |            | total consumption |            | hhs. reporting consumption |            |
|             |                           | quantity (kg@) | value (Rs) | quantity (kg@)                      | value (Rs) | quantity (kg@)    | value (Rs) | estd. no. per 1000         | sample no. |
| (1)         | (2)                       | (3)            | (4)        | (5)                                 | (6)        | (7)               | (8)        | (9)                        | (10)       |
| 391         | black pepper (gm)         | 0.89           | 0.06       | 0.05                                | 0.00       | 1.25              | 0.07       | 63                         | 313        |
| 392         | dry chillies (gm)         | 61.76          | 1.49       | 3.44                                | 0.07       | 85.49             | 2.18       | 788                        | 3497       |
| 393         | garlic (gm)               | 40.34          | 0.94       | 1.52                                | 0.03       | 43.78             | 1.02       | 906                        | 4041       |
| 394         | tamarind (gm)             | 1.71           | 0.04       | 0.32                                | 0.00       | 3.06              | 0.06       | 80                         | 389        |
| 395         | ginger (gm)               | 12.81          | 0.30       | 0.03                                | 0.00       | 13.30             | 0.31       | 510                        | 2376       |
| 400         | tea (no. of cups)         | 2.11           | 2.27       | 0.01                                | 0.00       | 2.26              | 2.45       | 403                        | 1921       |
| 401         | tea: leaf (gm)            | 61.53          | 4.79       | 0.00                                | 0.00       | 60.36             | 4.74       | 973                        | 4344       |
| 402         | coffee (no. of cups)      | 0.00           | 0.01       | 0.00                                | 0.00       | 0.00              | 0.01       | 1                          | 10         |
| 403         | coffee powder (gm)        | 0.28           | 0.02       | 0.00                                | 0.00       | 0.27              | 0.02       | 11                         | 60         |
| 410         | biscuit and confectionery | -              | 0.84       | -                                   | 0.00       | -                 | 0.84       | 342                        | 1649       |
| 411         | salted refreshments       | -              | 1.75       | -                                   | 0.00       | -                 | 1.76       | 459                        | 2079       |
| 412         | prepared sweets           | -              | 0.53       | -                                   | 0.00       | -                 | 0.54       | 184                        | 880        |
| 431         | pan: finished (no.)       | 0.21           | 0.17       | 0.00                                | 0.00       | 0.21              | 0.17       | 27                         | 137        |
| 440         | bidi (no.)                | 21.97          | 2.08       | 0.15                                | 0.01       | 22.17             | 2.04       | 221                        | 915        |
| 441         | cigarettes (no.)          | 0.39           | 0.24       | 0.00                                | 0.00       | 0.39              | 0.24       | 18                         | 97         |
| 461         | firewood & chips          | 1.81           | 1.56       | 2.58                                | 1.87       | 13.75             | 9.75       | 820                        | 3617       |
| 462         | electricity (st. unit)    | 4.39           | 3.61       | 0.01                                | 0.00       | 4.47              | 3.66       | 557                        | 2696       |
| 463         | dung cake                 | -              | 0.04       | -                                   | 0.51       | -                 | 1.29       | 360                        | 1576       |
| 464 *       | kerosene (ltr)            | 0.85           | 2.98       | 0.00                                | 0.00       | 0.84              | 2.95       | 633                        | 2785       |
| 466         | matches (box)             | 1.64           | 0.50       | 0.00                                | 0.00       | 1.62              | 0.49       | 964                        | 4297       |
| 472         | LPG (kg)                  | 0.09           | 0.57       | 0.00                                | 0.00       | 0.08              | 0.56       | 35                         | 230        |

@ Quantity unit kg unless otherwise specified; \* cols. 9,10 exclude consumption out of public distn. system purchases  
\$ cols. 9,10 relate to fresh fish for item 284 and gur(cane) for item 373

**Table 1: Quantity and value of cash purchase; consumption out of home-grown stock; and total consumption of different items of food, pan, tobacco, intoxicants and fuel & light per person for a period of 30 days**

| Manipur   |                      |                |            |                                     |            |                   |            | Rural                      |            |
|-----------|----------------------|----------------|------------|-------------------------------------|------------|-------------------|------------|----------------------------|------------|
| item code | item                 | cash purchase  |            | consumption out of home-grown stock |            | total consumption |            | hhs. reporting consumption |            |
|           |                      | quantity (kg@) | value (Rs) | quantity (kg@)                      | value (Rs) | quantity (kg@)    | value (Rs) | estd. no. per 1000         | sample no. |
| (1)       | (2)                  | (3)            | (4)        | (5)                                 | (6)        | (7)               | (8)        | (9)                        | (10)       |
| 102 *     | rice                 | 5.67           | 42.46      | 9.99                                | 76.32      | 15.71             | 119.11     | 974                        | 966        |
| 112 *     | atta                 | 0.00           | 0.02       | 0.00                                | 0.00       | 0.00              | 0.02       | 4                          | 6          |
| 190       | gram (whole grain)   | 0.00           | 0.04       | 0.00                                | 0.00       | 0.00              | 0.04       | 13                         | 19         |
| 210 *     | arhar (tur)          | 0.03           | 0.46       | 0.00                                | 0.00       | 0.03              | 0.46       | 142                        | 154        |
| 212 *     | gram (split)         | 0.00           | 0.04       | 0.00                                | 0.00       | 0.00              | 0.04       | 10                         | 8          |
| 214 *     | moong                | 0.04           | 0.64       | 0.00                                | 0.01       | 0.04              | 0.64       | 192                        | 190        |
| 216 *     | masur                | 0.15           | 2.21       | 0.00                                | 0.00       | 0.15              | 2.21       | 551                        | 533        |
| 220 *     | urd                  | 0.03           | 0.49       | 0.00                                | 0.00       | 0.03              | 0.49       | 194                        | 189        |
| 230       | milk: liquid (litre) | 0.08           | 0.62       | 0.04                                | 0.29       | 0.12              | 0.91       | 108                        | 121        |
| 234       | ghee                 | 0.00           | 0.01       | 0.00                                | 0.00       | 0.00              | 0.01       | 4                          | 8          |
| 240 *     | vanaspati            | 0.00           | 0.01       | 0.00                                | 0.00       | 0.00              | 0.01       | 2                          | 3          |
| 243 *     | mustard oil          | 0.19           | 7.81       | 0.00                                | 0.00       | 0.19              | 7.81       | 828                        | 822        |
| 245 *     | groundnut oil        | 0.00           | 0.16       | 0.00                                | 0.00       | 0.00              | 0.16       | 14                         | 12         |
| 247 *     | coconut oil          | 0.00           | 0.01       | 0.00                                | 0.00       | 0.00              | 0.01       | 2                          | 1          |
| 255       | refined oil          | 0.00           | 0.01       | 0.00                                | 0.00       | 0.00              | 0.01       | 2                          | 2          |
| 270       | goat meat            | 0.00           | 0.00       | 0.00                                | 0.00       | 0.00              | 0.00       | 0                          | 2          |
| 271       | mutton               | 0.00           | 0.01       | 0.00                                | 0.00       | 0.00              | 0.01       | 1                          | 1          |
| 272       | beef                 | 0.13           | 3.22       | 0.00                                | 0.04       | 0.13              | 3.26       | 308                        | 311        |
| 274       | buffalo meat         | 0.06           | 1.47       | 0.00                                | 0.00       | 0.06              | 1.48       | 77                         | 80         |
| 280       | chicken              | 0.01           | 0.69       | 0.05                                | 2.25       | 0.06              | 2.95       | 218                        | 225        |
| 282       | eggs (no.)           | 0.49           | 0.86       | 0.35                                | 0.63       | 0.84              | 1.49       | 281                        | 298        |
| 284 \$    | fish                 | 0.29           | 10.92      | 0.04                                | 1.56       | 0.34              | 12.54      | 638                        | 646        |
| 290       | potato               | 0.61           | 3.10       | 0.10                                | 0.42       | 0.71              | 3.52       | 918                        | 916        |
| 291       | onion                | 0.16           | 1.33       | 0.01                                | 0.08       | 0.17              | 1.40       | 785                        | 768        |
| 310       | cauliflower          | 0.07           | 0.40       | 0.04                                | 0.18       | 0.11              | 0.58       | 206                        | 210        |
| 311       | cabbage              | 0.18           | 0.84       | 0.15                                | 0.57       | 0.34              | 1.41       | 483                        | 474        |
| 312       | brinjal              | 0.09           | 0.48       | 0.13                                | 0.47       | 0.23              | 0.96       | 454                        | 459        |
| 313       | lady's finger        | 0.01           | 0.09       | 0.02                                | 0.06       | 0.03              | 0.15       | 81                         | 81         |
| 314       | palak                | 0.00           | 0.00       | 0.00                                | 0.00       | 0.00              | 0.01       | 2                          | 2          |
| 317       | tomato               | 0.06           | 0.48       | 0.02                                | 0.12       | 0.09              | 0.60       | 320                        | 312        |
| 321       | chilli (green)       | 0.04           | 0.31       | 0.04                                | 0.22       | 0.09              | 0.53       | 311                        | 326        |
| 325       | lemon (no.)          | 0.04           | 0.03       | 0.02                                | 0.01       | 0.05              | 0.04       | 31                         | 39         |
| 340       | banana (no.)         | 2.05           | 1.01       | 1.08                                | 0.55       | 3.13              | 1.56       | 488                        | 523        |
| 344       | coconut (no.)        | 0.00           | 0.01       | 0.00                                | 0.00       | 0.00              | 0.01       | 7                          | 8          |
| 350       | mango                | 0.03           | 0.05       | 0.02                                | 0.06       | 0.06              | 0.11       | 64                         | 65         |
| 355       | apple                | 0.02           | 0.11       | 0.00                                | 0.00       | 0.02              | 0.11       | 42                         | 58         |
| 361       | groundnut            | 0.00           | 0.00       | 0.00                                | 0.00       | 0.00              | 0.01       | 4                          | 4          |
| 370 *     | sugar (crystal)      | 0.28           | 3.84       | 0.00                                | 0.00       | 0.28              | 3.83       | 677                        | 686        |
| 373 \$    | gur                  | 0.00           | 0.04       | 0.00                                | 0.00       | 0.00              | 0.04       | 20                         | 24         |
| 390       | turmeric (gm)        | 20.06          | 0.55       | 9.19                                | 0.15       | 30.37             | 0.70       | 747                        | 753        |
| 391       | black pepper (gm)    | 0.10           | 0.00       | 0.35                                | 0.01       | 0.45              | 0.01       | 16                         | 20         |

@ Quantity unit kg unless otherwise specified; \* cols. 9,10 exclude consumption out of public distn. system purchases  
\$ cols. 9,10 relate to fresh fish for item 284 and gur(cane) for item 373

**Table 1: Quantity and value of cash purchase; consumption out of home-grown stock; and total consumption of different items of food, pan, tobacco, intoxicants and fuel & light per person for a period of 30 days**

| Manipur   |                           | Rural          |            |                                     |            |                   |            |                            |            |
|-----------|---------------------------|----------------|------------|-------------------------------------|------------|-------------------|------------|----------------------------|------------|
| item code | item                      | cash purchase  |            | consumption out of home-grown stock |            | total consumption |            | hhs. reporting consumption |            |
|           |                           | quantity (kg@) | value (Rs) | quantity (kg@)                      | value (Rs) | quantity (kg@)    | value (Rs) | estd. no. per 1000         | sample no. |
| (1)       | (2)                       | (3)            | (4)        | (5)                                 | (6)        | (7)               | (8)        | (9)                        | (10)       |
| 392       | dry chillies (gm)         | 39.18          | 1.85       | 22.65                               | 1.01       | 62.00             | 2.87       | 839                        | 824        |
| 393       | garlic (gm)               | 19.76          | 0.46       | 4.79                                | 0.10       | 24.59             | 0.56       | 537                        | 551        |
| 394       | tamarind (gm)             | 0.15           | 0.00       | 1.09                                | 0.02       | 1.25              | 0.03       | 28                         | 33         |
| 395       | ginger (gm)               | 17.49          | 0.17       | 13.34                               | 0.15       | 30.81             | 0.33       | 516                        | 546        |
| 400       | tea (no. of cups)         | 3.57           | 3.34       | 1.00                                | 0.54       | 4.58              | 3.88       | 610                        | 620        |
| 401       | tea: leaf (gm)            | 19.80          | 1.48       | 2.28                                | 0.13       | 22.39             | 1.61       | 727                        | 753        |
| 402       | coffee (no. of cups)      | 0.02           | 0.04       | 0.00                                | 0.00       | 0.02              | 0.04       | 8                          | 16         |
| 403       | coffee powder (gm)        | 0.03           | 0.00       | 0.00                                | 0.00       | 0.03              | 0.00       | 1                          | 4          |
| 410       | biscuit and confectionery | -              | 0.99       | -                                   | 0.00       | -                 | 1.00       | 346                        | 351        |
| 411       | salted refreshments       | -              | 0.59       | -                                   | 0.01       | -                 | 0.60       | 183                        | 190        |
| 412       | prepared sweets           | -              | 0.52       | -                                   | 0.01       | -                 | 0.53       | 242                        | 262        |
| 431       | pan: finished (no.)       | 3.38           | 4.22       | 0.02                                | 0.02       | 3.40              | 4.22       | 494                        | 501        |
| 440       | bidi (no.)                | 50.14          | 4.34       | 0.78                                | 0.05       | 51.05             | 4.39       | 722                        | 703        |
| 441       | cigarettes (no.)          | 2.35           | 2.11       | 0.05                                | 0.02       | 2.40              | 2.13       | 300                        | 317        |
| 461       | firewood & chips          | 9.81           | 7.27       | 15.59                               | 7.92       | 25.70             | 15.38      | 964                        | 959        |
| 462       | electricity (st. unit)    | 2.94           | 2.85       | 0.00                                | 0.06       | 2.94              | 2.92       | 561                        | 559        |
| 463       | dung cake                 | -              | 0.00       | -                                   | 0.23       | -                 | 0.23       | 51                         | 53         |
| 464 *     | kerosene (ltr)            | 0.71           | 3.26       | 0.00                                | 0.00       | 0.71              | 3.25       | 553                        | 557        |
| 466       | matches (box)             | 1.73           | 0.76       | 0.00                                | 0.00       | 1.73              | 0.76       | 938                        | 945        |
| 472       | LPG (kg)                  | 0.11           | 0.74       | 0.00                                | 0.00       | 0.11              | 0.74       | 42                         | 53         |

@ Quantity unit kg unless otherwise specified; \* cols. 9,10 exclude consumption out of public distn. system purchases  
\$ cols. 9,10 relate to fresh fish for item 284 and gur(cane) for item 373

**Table 1: Quantity and value of cash purchase; consumption out of home-grown stock; and total consumption of different items of food, pan, tobacco, intoxicants and fuel & light per person for a period of 30 days**

| Meghalaya |                      | Rural          |            |                                     |            |                   |            |                            |            |
|-----------|----------------------|----------------|------------|-------------------------------------|------------|-------------------|------------|----------------------------|------------|
| item code | item                 | cash purchase  |            | consumption out of home-grown stock |            | total consumption |            | hhs. reporting consumption |            |
|           |                      | quantity (kg@) | value (Rs) | quantity (kg@)                      | value (Rs) | quantity (kg@)    | value (Rs) | estd. no. per 1000         | sample no. |
| (1)       | (2)                  | (3)            | (4)        | (5)                                 | (6)        | (7)               | (8)        | (9)                        | (10)       |
| 102 *     | rice                 | 7.51           | 53.16      | 4.91                                | 29.34      | 11.76             | 77.16      | 949                        | 1073       |
| 112 *     | atta                 | 0.21           | 1.43       | 0.00                                | 0.00       | 0.19              | 1.28       | 337                        | 392        |
| 190       | gram (whole grain)   | 0.00           | 0.01       | 0.00                                | 0.00       | 0.00              | 0.01       | 4                          | 5          |
| 210 *     | arhar (tur)          | 0.01           | 0.20       | 0.00                                | 0.02       | 0.01              | 0.20       | 44                         | 46         |
| 212 *     | gram (split)         | 0.00           | 0.02       | 0.00                                | 0.00       | 0.00              | 0.02       | 4                          | 8          |
| 214 *     | moong                | 0.03           | 0.50       | 0.00                                | 0.00       | 0.03              | 0.42       | 123                        | 144        |
| 216 *     | masur                | 0.36           | 5.12       | 0.00                                | 0.01       | 0.32              | 4.58       | 843                        | 935        |
| 220 *     | urd                  | 0.01           | 0.10       | 0.00                                | 0.01       | 0.01              | 0.10       | 29                         | 46         |
| 230       | milk: liquid (litre) | 0.54           | 3.91       | 0.78                                | 4.82       | 1.32              | 8.74       | 310                        | 391        |
| 234       | ghee                 | 0.00           | 0.13       | 0.00                                | 0.02       | 0.00              | 0.11       | 7                          | 7          |
| 240 *     | vanaspati            | 0.00           | 0.08       | 0.00                                | 0.00       | 0.00              | 0.07       | 14                         | 17         |
| 243 *     | mustard oil          | 0.39           | 13.53      | 0.00                                | 0.00       | 0.35              | 12.19      | 944                        | 1064       |
| 245 *     | groundnut oil        | 0.01           | 0.20       | 0.00                                | 0.00       | 0.00              | 0.17       | 2                          | 3          |
| 255 *     | refined oil          | 0.00           | 0.04       | 0.00                                | 0.00       | 0.00              | 0.04       | 2                          | 5          |
| 270       | goat meat            | 0.01           | 0.56       | 0.00                                | 0.00       | 0.01              | 0.56       | 33                         | 33         |
| 272       | beef                 | 0.37           | 12.29      | 0.00                                | 0.00       | 0.37              | 12.24      | 783                        | 874        |
| 274       | buffalo meat         | 0.00           | 0.01       | 0.00                                | 0.00       | 0.00              | 0.01       | 1                          | 1          |
| 271       | mutton               | 0.00           | 0.15       | 0.00                                | 0.00       | 0.00              | 0.15       | 9                          | 10         |
| 280       | chicken              | 0.01           | 0.46       | 0.04                                | 1.78       | 0.05              | 2.24       | 163                        | 197        |
| 282       | eggs (no.)           | 0.19           | 0.32       | 0.84                                | 1.36       | 1.04              | 1.68       | 312                        | 344        |
| 284 \$    | fish                 | 0.26           | 10.76      | 0.01                                | 0.25       | 0.32              | 12.04      | 689                        | 791        |
| 290       | potato               | 0.68           | 3.24       | 0.36                                | 1.64       | 0.99              | 4.64       | 964                        | 1079       |
| 291       | onion                | 0.33           | 3.20       | 0.00                                | 0.00       | 0.30              | 2.88       | 941                        | 1044       |
| 310       | cauliflower          | 0.21           | 1.11       | 0.09                                | 0.73       | 0.30              | 1.80       | 443                        | 448        |
| 311       | cabbage              | 0.32           | 1.24       | 0.17                                | 0.82       | 0.44              | 2.00       | 621                        | 689        |
| 312       | brinjal              | 0.19           | 0.81       | 0.13                                | 0.48       | 0.31              | 1.27       | 519                        | 564        |
| 313       | lady's finger        | 0.04           | 0.26       | 0.02                                | 0.08       | 0.06              | 0.34       | 157                        | 182        |
| 314       | palak                | 0.00           | 0.01       | 0.01                                | 0.04       | 0.01              | 0.04       | 10                         | 14         |
| 317       | tomato               | 0.20           | 1.69       | 0.02                                | 0.12       | 0.21              | 1.76       | 587                        | 642        |
| 321       | chilli (green)       | 0.06           | 0.76       | 0.07                                | 0.88       | 0.12              | 1.60       | 849                        | 926        |
| 325       | lemon (no.)          | 0.07           | 0.06       | 0.19                                | 0.15       | 0.26              | 0.20       | 116                        | 133        |
| 340       | banana (no.)         | 0.84           | 0.54       | 1.46                                | 0.52       | 2.33              | 1.07       | 365                        | 410        |
| 344       | coconut (no.)        | 0.00           | 0.02       | 0.00                                | 0.00       | 0.01              | 0.03       | 14                         | 10         |
| 350       | mango                | 0.00           | 0.05       | 0.01                                | 0.05       | 0.01              | 0.11       | 25                         | 32         |
| 355       | apple                | 0.01           | 0.23       | 0.00                                | 0.00       | 0.01              | 0.24       | 30                         | 44         |
| 361       | groundnut            | 0.00           | 0.01       | 0.00                                | 0.00       | 0.00              | 0.01       | 3                          | 5          |
| 370 *     | sugar (crystal)      | 0.66           | 8.36       | 0.00                                | 0.00       | 0.60              | 7.53       | 840                        | 948        |
| 373 \$    | gur                  | 0.00           | 0.00       | 0.00                                | 0.00       | 0.00              | 0.00       | 0                          | 1          |
| 390       | turmeric (gm)        | 26.05          | 1.17       | 11.98                               | 0.29       | 35.88             | 1.34       | 968                        | 1088       |
| 391       | black pepper (gm)    | 6.57           | 0.58       | 0.72                                | 0.05       | 6.93              | 0.61       | 454                        | 523        |

@ Quantity unit kg unless otherwise specified; \* cols. 9,10 exclude consumption out of public distn. system purchases  
\$ cols. 9,10 relate to fresh fish for item 284 and gur(cane) for item 373



**Table 1: Quantity and value of cash purchase; consumption out of home-grown stock; and total consumption of different items of food, pan, tobacco, intoxicants and fuel & light per person for a period of 30 days**

| Meghalaya |                           | Rural          |            |                                     |            |                   |            |                            |            |
|-----------|---------------------------|----------------|------------|-------------------------------------|------------|-------------------|------------|----------------------------|------------|
| item code | item                      | cash purchase  |            | consumption out of home-grown stock |            | total consumption |            | hhs. reporting consumption |            |
|           |                           | quantity (kg@) | value (Rs) | quantity (kg@)                      | value (Rs) | quantity (kg@)    | value (Rs) | estd. no. per 1000         | sample no. |
| (1)       | (2)                       | (3)            | (4)        | (5)                                 | (6)        | (7)               | (8)        | (9)                        | (10)       |
| 392       | dry chillies (gm)         | 6.20           | 0.37       | 2.91                                | 0.07       | 9.13              | 0.44       | 239                        | 293        |
| 393       | garlic (gm)               | 28.23          | 1.05       | 3.05                                | 0.11       | 29.37             | 1.07       | 791                        | 889        |
| 394       | tamarind (gm)             | 0.11           | 0.00       | 0.23                                | 0.00       | 0.37              | 0.01       | 8                          | 10         |
| 395       | ginger (gm)               | 13.87          | 0.26       | 40.74                               | 0.54       | 54.77             | 0.80       | 866                        | 972        |
| 400       | tea (no. of cups)         | 5.28           | 5.38       | 0.00                                | 0.00       | 5.37              | 5.47       | 956                        | 1066       |
| 401       | tea: leaf (gm)            | 63.02          | 5.11       | 0.00                                | 0.00       | 58.06             | 4.45       | 961                        | 1078       |
| 402       | coffee (no. of cups)      | 0.00           | 0.01       | 0.00                                | 0.00       | 0.00              | 0.01       | 2                          | 1          |
| 410       | biscuit and confectionery | -              | 3.21       | -                                   | 0.00       | -                 | 3.14       | 723                        | 829        |
| 411       | salted refreshments       | -              | 1.89       | -                                   | 0.00       | -                 | 1.89       | 405                        | 410        |
| 412       | prepared sweets           | -              | 0.41       | -                                   | 0.00       | -                 | 0.41       | 104                        | 129        |
| 431       | pan: finished (no.)       | 3.98           | 1.65       | 0.70                                | 0.28       | 4.77              | 1.98       | 434                        | 439        |
| 440       | bidi (no.)                | 38.21          | 4.09       | 0.00                                | 0.00       | 37.07             | 3.95       | 621                        | 697        |
| 441       | cigarettes (no.)          | 4.69           | 2.90       | 0.00                                | 0.00       | 4.66              | 2.89       | 228                        | 287        |
| 461       | firewood & chips          | 2.80           | 1.15       | 20.49                               | 9.16       | 43.22             | 14.97      | 939                        | 1053       |
| 462       | electricity (st. unit)    | 2.57           | 1.72       | 0.07                                | 0.03       | 2.64              | 1.75       | 340                        | 431        |
| 463       | dung cake                 | -              | 0.00       | -                                   | 0.00       | -                 | 0.00       | 1                          | 1          |
| 464 *     | kerosene (ltr)            | 0.83           | 4.40       | 0.00                                | 0.00       | 0.64              | 3.45       | 578                        | 618        |
| 466       | matches (box)             | 2.22           | 1.10       | 0.00                                | 0.00       | 1.90              | 0.94       | 978                        | 1090       |
| 472       | LPG (kg)                  | 0.01           | 0.05       | 0.00                                | 0.00       | 0.00              | 0.03       | 1                          | 7          |

@ Quantity unit kg unless otherwise specified; \* cols. 9,10 exclude consumption out of public distrn. system purchases  
\$ cols. 9,10 relate to fresh fish for item 284 and gur(cane) for item 373

**Table 1: Quantity and value of cash purchase; consumption out of home-grown stock; and total consumption of different items of food, pan, tobacco, intoxicants and fuel & light per person for a period of 30 days**

| Mizoram   |                      | Rural          |            |                                     |            |                   |            |                            |            |
|-----------|----------------------|----------------|------------|-------------------------------------|------------|-------------------|------------|----------------------------|------------|
| item code | item                 | cash purchase  |            | consumption out of home-grown stock |            | total consumption |            | hhs. reporting consumption |            |
|           |                      | quantity (kg@) | value (Rs) | quantity (kg@)                      | value (Rs) | quantity (kg@)    | value (Rs) | estd. no. per 1000         | sample no. |
| (1)       | (2)                  | (3)            | (4)        | (5)                                 | (6)        | (7)               | (8)        | (9)                        | (10)       |
| 102 *     | rice                 | 6.87           | 38.01      | 5.12                                | 34.65      | 12.02             | 72.95      | 891                        | 418        |
| 112 *     | atta                 | 0.04           | 0.35       | 0.00                                | 0.00       | 0.04              | 0.35       | 51                         | 19         |
| 190       | gram (whole grain)   | 0.01           | 0.05       | 0.00                                | 0.01       | 0.01              | 0.06       | 16                         | 8          |
| 212 *     | gram (split)         | 0.00           | 0.01       | 0.00                                | 0.00       | 0.00              | 0.01       | 3                          | 1          |
| 214 *     | moong                | 0.04           | 0.71       | 0.01                                | 0.08       | 0.05              | 0.79       | 67                         | 27         |
| 216 *     | masur                | 0.41           | 6.64       | 0.00                                | 0.00       | 0.41              | 6.64       | 794                        | 382        |
| 230       | milk: liquid (litre) | 0.46           | 4.11       | 0.20                                | 2.09       | 0.69              | 6.21       | 240                        | 126        |
| 234       | ghee                 | 0.00           | 0.01       | 0.00                                | 0.00       | 0.00              | 0.01       | 2                          | 1          |
| 243 *     | mustard oil          | 0.34           | 13.65      | 0.00                                | 0.00       | 0.34              | 13.65      | 947                        | 442        |
| 245 *     | groundnut oil        | 0.01           | 0.40       | 0.00                                | 0.00       | 0.01              | 0.40       | 22                         | 8          |
| 270       | goat meat            | 0.00           | 0.03       | 0.00                                | 0.00       | 0.00              | 0.03       | 3                          | 3          |
| 271       | mutton               | 0.00           | 0.06       | 0.00                                | 0.00       | 0.01              | 0.24       | 7                          | 3          |
| 272       | beef                 | 0.15           | 6.51       | 0.00                                | 0.15       | 0.15              | 6.59       | 433                        | 204        |
| 274       | buffalo meat         | 0.00           | 0.04       | 0.00                                | 0.02       | 0.00              | 0.06       | 5                          | 3          |
| 280       | chicken              | 0.01           | 0.40       | 0.13                                | 9.83       | 0.15              | 10.31      | 500                        | 230        |
| 282       | eggs (no.)           | 0.28           | 0.75       | 0.38                                | 1.12       | 0.91              | 1.87       | 417                        | 198        |
| 284 \$    | fish                 | 0.02           | 1.35       | 0.10                                | 4.50       | 0.17              | 5.90       | 341                        | 151        |
| 290       | potato               | 0.46           | 3.65       | 0.03                                | 0.17       | 0.49              | 3.82       | 821                        | 387        |
| 291       | onion                | 0.21           | 2.19       | 0.01                                | 0.09       | 0.22              | 2.29       | 897                        | 421        |
| 310       | cauliflower          | 0.01           | 0.10       | 0.00                                | 0.02       | 0.02              | 0.12       | 31                         | 15         |
| 311       | cabbage              | 0.06           | 0.53       | 0.09                                | 0.61       | 0.16              | 1.14       | 209                        | 97         |
| 312       | brinjal              | 0.04           | 0.44       | 0.22                                | 2.10       | 0.45              | 2.53       | 651                        | 317        |
| 313       | lady's finger        | 0.00           | 0.08       | 0.03                                | 0.33       | 0.09              | 0.41       | 175                        | 94         |
| 314       | palak                | 0.00           | 0.00       | 0.00                                | 0.00       | 0.00              | 0.00       | 1                          | 1          |
| 317       | tomato               | 0.01           | 0.39       | 0.02                                | 0.52       | 0.07              | 0.91       | 273                        | 141        |
| 321       | chilli (green)       | 0.01           | 0.22       | 0.08                                | 1.84       | 0.35              | 2.06       | 708                        | 327        |
| 325       | lemon (no.)          | 0.00           | 0.01       | 0.10                                | 0.19       | 0.23              | 0.20       | 51                         | 25         |
| 340       | banana (no.)         | 0.66           | 0.56       | 1.70                                | 1.71       | 5.52              | 2.27       | 509                        | 243        |
| 350       | mango                | 0.00           | 0.02       | 0.00                                | 0.19       | 0.04              | 0.22       | 77                         | 42         |
| 361       | groundnut            | 0.00           | 0.01       | 0.00                                | 0.00       | 0.00              | 0.01       | 4                          | 1          |
| 370 *     | sugar (crystal)      | 0.52           | 7.39       | 0.00                                | 0.02       | 0.52              | 7.41       | 718                        | 328        |
| 373 \$    | gur                  | 0.09           | 0.98       | 0.02                                | 0.17       | 0.11              | 1.15       | 279                        | 135        |
| 390       | turmeric (gm)        | 17.07          | 1.13       | 0.00                                | 0.06       | 21.35             | 1.16       | 735                        | 373        |
| 391       | black pepper (gm)    | 0.15           | 0.01       | 0.00                                | 0.00       | 0.15              | 0.01       | 4                          | 2          |
| 392       | dry chillies (gm)    | 1.83           | 0.17       | 3.16                                | 0.64       | 18.47             | 0.81       | 340                        | 163        |
| 393       | garlic (gm)          | 7.48           | 0.43       | 0.64                                | 0.03       | 11.58             | 0.46       | 226                        | 111        |
| 394       | tamarind (gm)        | 1.57           | 0.10       | 1.30                                | 0.02       | 2.82              | 0.12       | 65                         | 25         |
| 395       | ginger (gm)          | 10.08          | 0.14       | 40.43                               | 0.48       | 53.29             | 0.63       | 526                        | 256        |
| 400       | tea (no. of cups)    | 0.42           | 0.43       | 1.29                                | 2.41       | 2.83              | 2.83       | 162                        | 83         |
| 401       | tea: leaf (gm)       | 63.83          | 5.64       | 7.46                                | 0.53       | 81.09             | 6.15       | 934                        | 445        |

@ Quantity unit kg unless otherwise specified; \* cols. 9,10 exclude consumption out of public distrn. system purchases  
\$ cols. 9,10 relate to fresh fish for item 284 and gur(cane) for item 373

**Table 1: Quantity and value of cash purchase; consumption out of home-grown stock; and total consumption of different items of food, pan, tobacco, intoxicants and fuel & light per person for a period of 30 days**

| Mizoram   |                           | Rural          |            |                                     |            |                   |            |                            |            |
|-----------|---------------------------|----------------|------------|-------------------------------------|------------|-------------------|------------|----------------------------|------------|
| item code | item                      | cash purchase  |            | consumption out of home-grown stock |            | total consumption |            | hhs. reporting consumption |            |
|           |                           | quantity (kg@) | value (Rs) | quantity (kg@)                      | value (Rs) | quantity (kg@)    | value (Rs) | estd. no. per 1000         | sample no. |
| (1)       | (2)                       | (3)            | (4)        | (5)                                 | (6)        | (7)               | (8)        | (9)                        | (10)       |
| 403       | coffee powder (gm)        | 0.11           | 0.02       | 0.00                                | 0.00       | 0.11              | 0.02       | 3                          | 1          |
| 410       | biscuit and confectionery | -              | 1.13       | -                                   | 0.00       | -                 | 1.13       | 266                        | 140        |
| 411       | salted refreshments       | -              | 0.10       | -                                   | 0.00       | -                 | 0.10       | 30                         | 15         |
| 412       | prepared sweets           | -              | 0.47       | -                                   | 0.00       | -                 | 0.47       | 237                        | 113        |
| 431       | pan: finished (no.)       | 6.03           | 4.24       | 0.03                                | 0.05       | 9.29              | 4.30       | 673                        | 332        |
| 440       | bidi (no.)                | 2.72           | 0.64       | 0.00                                | 0.00       | 10.12             | 0.67       | 68                         | 29         |
| 441       | cigarettes (no.)          | 0.73           | 0.72       | 0.09                                | 0.11       | 0.98              | 0.83       | 44                         | 24         |
| 461       | firewood & chips          | 0.15           | 0.39       | 25.37                               | 40.08      | 25.53             | 40.62      | 987                        | 464        |
| 462       | electricity (st. unit)    | 1.89           | 2.64       | 0.13                                | 0.08       | 2.02              | 2.70       | 408                        | 210        |
| 464 *     | kerosene (ltr)            | 0.82           | 5.98       | 0.00                                | 0.00       | 0.84              | 5.98       | 661                        | 295        |
| 466       | matches (box)             | 2.97           | 1.87       | 0.00                                | 0.00       | 2.96              | 1.81       | 974                        | 460        |
| 472       | LPG (kg)                  | 0.00           | 0.08       | 0.00                                | 0.00       | 0.00              | 0.08       | 4                          | 2          |

@ Quantity unit kg unless otherwise specified; \* cols. 9,10 exclude consumption out of public distn. system purchases

\$ cols. 9,10 relate to fresh fish for item 284 and gur(cane) for item 373

**Table 1: Quantity and value of cash purchase; consumption out of home-grown stock; and total consumption of different items of food, pan, tobacco, intoxicants and fuel & light per person for a period of 30 days**

| Nagaland  |                      | Rural          |            |                                     |            |                   |            |                            |            |
|-----------|----------------------|----------------|------------|-------------------------------------|------------|-------------------|------------|----------------------------|------------|
| item code | item                 | cash purchase  |            | consumption out of home-grown stock |            | total consumption |            | hhs. reporting consumption |            |
|           |                      | quantity (kg@) | value (Rs) | quantity (kg@)                      | value (Rs) | quantity (kg@)    | value (Rs) | estd. no. per 1000         | sample no. |
| (1)       | (2)                  | (3)            | (4)        | (5)                                 | (6)        | (7)               | (8)        | (9)                        | (10)       |
| 102 *     | rice                 | 2.36           | 17.57      | 12.34                               | 101.59     | 14.67             | 118.86     | 994                        | 456        |
| 112 *     | atta                 | 0.02           | 0.16       | 0.00                                | 0.02       | 0.03              | 0.18       | 29                         | 10         |
| 190       | gram (whole grain)   | 0.01           | 0.11       | 0.00                                | 0.00       | 0.01              | 0.11       | 16                         | 13         |
| 210 *     | arhar (tur)          | 0.06           | 1.06       | 0.00                                | 0.00       | 0.06              | 1.05       | 154                        | 91         |
| 212 *     | gram (split)         | 0.00           | 0.03       | 0.00                                | 0.00       | 0.00              | 0.02       | 10                         | 7          |
| 214 *     | moong                | 0.01           | 0.14       | 0.00                                | 0.00       | 0.01              | 0.16       | 60                         | 28         |
| 216 *     | masur                | 0.39           | 5.28       | 0.00                                | 0.00       | 0.39              | 5.25       | 809                        | 381        |
| 230       | milk: liquid (litre) | 0.18           | 1.87       | 0.07                                | 0.68       | 0.25              | 2.55       | 81                         | 46         |
| 234       | ghee                 | 0.00           | 0.02       | 0.00                                | 0.00       | 0.00              | 0.02       | 6                          | 3          |
| 240 *     | vanaspati            | 0.00           | 0.08       | 0.00                                | 0.00       | 0.00              | 0.08       | 19                         | 11         |
| 243 *     | mustard oil          | 0.21           | 8.70       | 0.00                                | 0.00       | 0.21              | 8.58       | 945                        | 437        |
| 245 *     | groundnut oil        | 0.00           | 0.03       | 0.00                                | 0.00       | 0.00              | 0.03       | 4                          | 1          |
| 255 *     | refined oil          | 0.00           | 0.00       | 0.00                                | 0.00       | 0.00              | 0.00       | 0                          | 1          |
| 270       | goat meat            | 0.01           | 0.77       | 0.00                                | 0.00       | 0.01              | 0.77       | 48                         | 20         |
| 272       | beef                 | 0.42           | 9.87       | 0.00                                | 0.00       | 0.42              | 9.87       | 708                        | 329        |
| 274       | buffalo meat         | 0.01           | 0.24       | 0.00                                | 0.00       | 0.01              | 0.24       | 19                         | 4          |
| 280       | chicken              | 0.01           | 0.62       | 0.11                                | 6.19       | 0.13              | 6.81       | 438                        | 200        |
| 282       | eggs (no.)           | 1.01           | 1.69       | 0.74                                | 1.30       | 1.74              | 2.98       | 542                        | 254        |
| 284 \$    | fish                 | 0.26           | 12.60      | 0.00                                | 0.00       | 0.26              | 12.55      | 501                        | 228        |
| 290       | potato               | 0.86           | 4.74       | 0.13                                | 0.74       | 0.99              | 5.50       | 906                        | 420        |
| 291       | onion                | 0.15           | 1.49       | 0.01                                | 0.07       | 0.17              | 1.56       | 611                        | 296        |
| 310       | cauliflower          | 0.18           | 1.44       | 0.04                                | 0.33       | 0.22              | 1.77       | 272                        | 121        |
| 311       | cabbage              | 0.28           | 1.85       | 0.18                                | 1.13       | 0.47              | 3.00       | 637                        | 295        |
| 312       | brinjal              | 0.17           | 1.07       | 0.10                                | 0.59       | 0.27              | 1.65       | 519                        | 236        |
| 313       | lady's finger        | 0.04           | 0.37       | 0.08                                | 0.48       | 0.12              | 0.85       | 208                        | 98         |
| 314       | palak                | 0.03           | 0.14       | 0.05                                | 0.22       | 0.07              | 0.37       | 83                         | 34         |
| 317       | tomato               | 0.13           | 1.59       | 0.10                                | 1.09       | 0.22              | 2.69       | 755                        | 351        |
| 321       | chilli (green)       | 0.06           | 1.01       | 0.15                                | 2.43       | 0.22              | 3.45       | 967                        | 441        |
| 325       | lemon (no.)          | 0.07           | 0.05       | 0.04                                | 0.02       | 0.11              | 0.07       | 61                         | 38         |
| 340       | banana (no.)         | 1.61           | 0.79       | 1.69                                | 1.16       | 3.31              | 1.96       | 449                        | 220        |
| 344       | coconut (no.)        | 0.01           | 0.10       | 0.00                                | 0.00       | 0.01              | 0.10       | 29                         | 21         |
| 350       | mango                | 0.02           | 0.38       | 0.00                                | 0.00       | 0.02              | 0.38       | 59                         | 28         |
| 355       | apple                | 0.04           | 0.90       | 0.00                                | 0.00       | 0.04              | 0.90       | 152                        | 79         |
| 370 *     | sugar (crystal)      | 0.60           | 7.89       | 0.00                                | 0.00       | 0.58              | 7.60       | 778                        | 343        |
| 373 \$    | gur                  | 0.00           | 0.01       | 0.00                                | 0.02       | 0.00              | 0.02       | 12                         | 5          |
| 390       | turmeric (gm)        | 12.57          | 0.78       | 9.43                                | 0.29       | 22.12             | 1.07       | 651                        | 284        |
| 391       | black pepper (gm)    | 0.26           | 0.01       | 0.39                                | 0.02       | 0.65              | 0.03       | 14                         | 5          |
| 392       | dry chillies (gm)    | 4.00           | 0.20       | 17.78                               | 0.98       | 21.94             | 1.17       | 541                        | 254        |
| 393       | garlic (gm)          | 10.98          | 0.31       | 48.18                               | 1.44       | 59.15             | 1.76       | 967                        | 446        |
| 394       | tamarind (gm)        | 0.54           | 0.01       | 1.18                                | 0.02       | 1.72              | 0.03       | 21                         | 7          |

@ Quantity unit kg unless otherwise specified; \* cols. 9,10 exclude consumption out of public distn. system purchases  
\$ cols. 9,10 relate to fresh fish for item 284 and gur(cane) for item 373

**Table 1: Quantity and value of cash purchase; consumption out of home-grown stock; and total consumption of different items of food, pan, tobacco, intoxicants and fuel & light per person for a period of 30 days**

| Nagaland  |                           | Rural          |            |                                     |            |                   |            |                            |            |
|-----------|---------------------------|----------------|------------|-------------------------------------|------------|-------------------|------------|----------------------------|------------|
| item code | item                      | cash purchase  |            | consumption out of home-grown stock |            | total consumption |            | hhs. reporting consumption |            |
|           |                           | quantity (kg@) | value (Rs) | quantity (kg@)                      | value (Rs) | quantity (kg@)    | value (Rs) | estd. no. per 1000         | sample no. |
| (1)       | (2)                       | (3)            | (4)        | (5)                                 | (6)        | (7)               | (8)        | (9)                        | (10)       |
| 395       | ginger (gm)               | 17.06          | 0.25       | 75.23                               | 1.39       | 92.18             | 1.63       | 923                        | 431        |
| 400       | tea (no. of cups)         | 3.01           | 4.38       | 0.00                                | 0.00       | 3.03              | 4.42       | 574                        | 268        |
| 401       | tea: leaf (gm)            | 75.65          | 6.00       | 0.00                                | 0.00       | 74.28             | 5.89       | 1000                       | 460        |
| 402       | coffee (no. of cups)      | 0.00           | 0.00       | 0.00                                | 0.00       | 0.00              | 0.00       | 0                          | 1          |
| 403       | coffee powder (gm)        | 0.14           | 0.06       | 0.00                                | 0.00       | 0.14              | 0.06       | 8                          | 4          |
| 410       | biscuit and confectionery | -              | 3.99       | -                                   | 0.01       | -                 | 4.00       | 696                        | 339        |
| 411       | salted refreshments       | -              | 2.10       | -                                   | 0.00       | -                 | 2.10       | 366                        | 176        |
| 412       | prepared sweets           | -              | 0.81       | -                                   | 0.00       | -                 | 0.81       | 253                        | 142        |
| 431       | pan: finished (no.)       | 7.01           | 4.60       | 0.00                                | 0.00       | 7.00              | 4.60       | 219                        | 114        |
| 440       | bidi (no.)                | 67.62          | 6.33       | 0.00                                | 0.00       | 63.07             | 6.29       | 520                        | 225        |
| 441       | cigarettes (no.)          | 5.78           | 4.39       | 0.00                                | 0.00       | 5.78              | 4.39       | 79                         | 53         |
| 461       | firewood & chips          | 1.45           | 0.95       | 40.77                               | 24.03      | 44.28             | 26.89      | 989                        | 455        |
| 462       | electricity (st. unit)    | 1.55           | 3.46       | 0.00                                | 0.00       | 1.56              | 3.46       | 813                        | 375        |
| 464 *     | kerosene (ltr)            | 0.75           | 3.35       | 0.00                                | 0.00       | 0.66              | 3.06       | 522                        | 232        |
| 466       | matches (box)             | 1.51           | 0.72       | 0.00                                | 0.00       | 1.49              | 0.71       | 979                        | 450        |
| 472       | LPG (kg)                  | 0.02           | 0.16       | 0.00                                | 0.00       | 0.02              | 0.16       | 8                          | 5          |

@ Quantity unit kg unless otherwise specified; \* cols. 9,10 exclude consumption out of public distn. system purchases  
\$ cols. 9,10 relate to fresh fish for item 284 and gur(cane) for item 373

**Table 1: Quantity and value of cash purchase; consumption out of home-grown stock; and total consumption of different items of food, pan, tobacco, intoxicants and fuel & light per person for a period of 30 days**

| Orissa    |                      | Rural          |            |                                     |            |                   |            |                            |            |
|-----------|----------------------|----------------|------------|-------------------------------------|------------|-------------------|------------|----------------------------|------------|
| item code | item                 | cash purchase  |            | consumption out of home-grown stock |            | total consumption |            | hhs. reporting consumption |            |
|           |                      | quantity (kg@) | value (Rs) | quantity (kg@)                      | value (Rs) | quantity (kg@)    | value (Rs) | estd. no. per 1000         | sample no. |
| (1)       | (2)                  | (3)            | (4)        | (5)                                 | (6)        | (7)               | (8)        | (9)                        | (10)       |
| 102 *     | rice                 | 8.11           | 43.84      | 6.14                                | 31.63      | 14.69             | 77.71      | 972                        | 3268       |
| 112 *     | atta                 | 0.26           | 1.58       | 0.00                                | 0.01       | 0.31              | 1.77       | 235                        | 954        |
| 190       | gram (whole grain)   | 0.01           | 0.12       | 0.00                                | 0.02       | 0.01              | 0.14       | 45                         | 161        |
| 210 *     | arhar (tur)          | 0.06           | 1.02       | 0.00                                | 0.07       | 0.06              | 1.09       | 167                        | 703        |
| 212 *     | gram (split)         | 0.01           | 0.14       | 0.01                                | 0.08       | 0.02              | 0.22       | 55                         | 189        |
| 214 *     | moong                | 0.11           | 1.69       | 0.05                                | 0.61       | 0.16              | 2.33       | 451                        | 1618       |
| 216 *     | masur                | 0.09           | 1.12       | 0.00                                | 0.01       | 0.09              | 1.13       | 353                        | 1168       |
| 220 *     | urd                  | 0.02           | 0.17       | 0.01                                | 0.13       | 0.03              | 0.32       | 80                         | 288        |
| 230       | milk: liquid (litre) | 0.26           | 1.57       | 0.50                                | 2.95       | 0.77              | 4.55       | 249                        | 1015       |
| 234       | ghee                 | 0.00           | 0.04       | 0.00                                | 0.04       | 0.00              | 0.09       | 10                         | 51         |
| 240 *     | vanaspati            | 0.01           | 0.23       | 0.00                                | 0.00       | 0.01              | 0.23       | 70                         | 342        |
| 243 *     | mustard oil          | 0.15           | 5.13       | 0.00                                | 0.02       | 0.15              | 5.14       | 696                        | 2429       |
| 245 *     | groundnut oil        | 0.02           | 0.69       | 0.00                                | 0.01       | 0.02              | 0.70       | 106                        | 355        |
| 247 *     | coconut oil          | 0.00           | 0.00       | 0.00                                | 0.00       | 0.00              | 0.01       | 1                          | 4          |
| 255 *     | refined oil          | 0.00           | 0.07       | 0.00                                | 0.00       | 0.00              | 0.07       | 11                         | 52         |
| 270       | goat meat            | 0.03           | 1.57       | 0.00                                | 0.01       | 0.03              | 1.58       | 142                        | 575        |
| 271       | mutton               | 0.00           | 0.11       | 0.00                                | 0.00       | 0.00              | 0.11       | 11                         | 48         |
| 272       | beef                 | 0.01           | 0.11       | 0.00                                | 0.00       | 0.01              | 0.11       | 15                         | 58         |
| 274       | buffalo meat         | 0.00           | 0.00       | 0.00                                | 0.00       | 0.00              | 0.00       | 1                          | 2          |
| 280       | chicken              | 0.01           | 0.38       | 0.01                                | 0.60       | 0.02              | 1.00       | 91                         | 301        |
| 282       | eggs (no.)           | 0.22           | 0.30       | 0.07                                | 0.10       | 0.29              | 0.39       | 122                        | 478        |
| 284 \$    | fish                 | 0.19           | 4.00       | 0.01                                | 0.20       | 0.29              | 5.63       | 586                        | 2102       |
| 290       | potato               | 1.30           | 4.86       | 0.04                                | 0.12       | 1.34              | 4.98       | 934                        | 3159       |
| 291       | onion                | 0.33           | 1.76       | 0.02                                | 0.07       | 0.34              | 1.84       | 909                        | 3063       |
| 310       | cauliflower          | 0.10           | 0.45       | 0.01                                | 0.07       | 0.11              | 0.52       | 169                        | 608        |
| 311       | cabbage              | 0.14           | 0.44       | 0.02                                | 0.07       | 0.16              | 0.51       | 224                        | 799        |
| 312       | brinjal              | 0.56           | 2.03       | 0.10                                | 0.35       | 0.66              | 2.40       | 810                        | 2782       |
| 313       | lady's finger        | 0.09           | 0.38       | 0.04                                | 0.14       | 0.13              | 0.52       | 300                        | 1090       |
| 314       | palak                | 0.00           | 0.01       | 0.01                                | 0.03       | 0.02              | 0.04       | 35                         | 126        |
| 317       | tomato               | 0.23           | 0.83       | 0.05                                | 0.15       | 0.28              | 0.99       | 433                        | 1524       |
| 321       | chilli (green)       | 0.05           | 0.47       | 0.01                                | 0.08       | 0.06              | 0.55       | 776                        | 2652       |
| 325       | lemon (no.)          | 0.36           | 0.16       | 0.01                                | 0.00       | 0.37              | 0.17       | 245                        | 966        |
| 340       | banana (no.)         | 1.31           | 0.59       | 0.08                                | 0.03       | 1.39              | 0.63       | 369                        | 1458       |
| 344       | coconut (no.)        | 0.11           | 0.46       | 0.07                                | 0.22       | 0.19              | 0.69       | 316                        | 1226       |
| 350       | mango                | 0.04           | 0.28       | 0.02                                | 0.06       | 0.13              | 0.52       | 124                        | 447        |
| 355       | apple                | 0.01           | 0.14       | 0.00                                | 0.00       | 0.01              | 0.15       | 41                         | 219        |
| 361       | groundnut            | 0.00           | 0.04       | 0.00                                | 0.02       | 0.01              | 0.06       | 27                         | 95         |
| 370 *     | sugar (crystal)      | 0.33           | 3.52       | 0.00                                | 0.00       | 0.33              | 3.51       | 433                        | 1596       |
| 373 \$    | gur                  | 0.04           | 0.44       | 0.00                                | 0.03       | 0.04              | 0.41       | 164                        | 605        |
| 390       | turmeric (gm)        | 28.07          | 0.76       | 1.71                                | 0.03       | 30.51             | 0.80       | 970                        | 3268       |

@ Quantity unit kg unless otherwise specified; \* cols. 9,10 exclude consumption out of public distn. system purchases  
\$ cols. 9,10 relate to fresh fish for item 284 and gur(cane) for item 373

**Table 1: Quantity and value of cash purchase; consumption out of home-grown stock; and total consumption of different items of food, pan, tobacco, intoxicants and fuel & light per person for a period of 30 days**

| Orissa    |                           | Rural          |            |                                     |            |                   |            |                            |            |
|-----------|---------------------------|----------------|------------|-------------------------------------|------------|-------------------|------------|----------------------------|------------|
| item code | item                      | cash purchase  |            | consumption out of home-grown stock |            | total consumption |            | hhs. reporting consumption |            |
|           |                           | quantity (kg@) | value (Rs) | quantity (kg@)                      | value (Rs) | quantity (kg@)    | value (Rs) | estd. no. per 1000         | sample no. |
| (1)       | (2)                       | (3)            | (4)        | (5)                                 | (6)        | (7)               | (8)        | (9)                        | (10)       |
| 391       | black pepper (gm)         | 0.06           | 0.00       | 0.00                                | 0.00       | 0.07              | 0.00       | 12                         | 50         |
| 392       | dry chillies (gm)         | 28.84          | 0.76       | 1.35                                | 0.03       | 30.42             | 0.79       | 903                        | 3048       |
| 393       | garlic (gm)               | 24.41          | 0.54       | 1.00                                | 0.02       | 25.51             | 0.56       | 700                        | 2456       |
| 394       | tamarind (gm)             | 7.99           | 0.06       | 2.59                                | 0.02       | 14.62             | 0.11       | 182                        | 598        |
| 395       | ginger (gm)               | 11.98          | 0.25       | 0.57                                | 0.01       | 12.63             | 0.26       | 449                        | 1723       |
| 400       | tea (no. of cups)         | 1.05           | 0.63       | 0.01                                | 0.01       | 1.13              | 0.68       | 216                        | 758        |
| 401       | tea: leaf (gm)            | 15.81          | 1.19       | 0.00                                | 0.00       | 15.87             | 1.19       | 585                        | 2080       |
| 402       | coffee (no. of cups)      | 0.00           | 0.01       | 0.00                                | 0.00       | 0.00              | 0.01       | 1                          | 4          |
| 403       | coffee powder (gm)        | 0.01           | 0.00       | 0.00                                | 0.00       | 0.01              | 0.00       | 0                          | 2          |
| 410       | biscuit and confectionery | -              | 0.69       | -                                   | 0.00       | -                 | 0.69       | 279                        | 1056       |
| 411       | salted refreshments       | -              | 1.42       | -                                   | 0.01       | -                 | 1.46       | 378                        | 1366       |
| 412       | prepared sweets           | -              | 0.15       | -                                   | 0.00       | -                 | 0.18       | 52                         | 233        |
| 431       | pan: finished (no.)       | 1.39           | 0.58       | 0.00                                | 0.00       | 1.41              | 0.59       | 157                        | 563        |
| 440       | bidi (no.)                | 13.73          | 1.06       | 0.16                                | 0.01       | 14.24             | 1.07       | 326                        | 1075       |
| 441       | cigarettes (no.)          | 0.17           | 0.09       | 0.00                                | 0.00       | 0.17              | 0.09       | 16                         | 100        |
| 461       | firewood & chips          | 3.94           | 2.84       | 2.25                                | 1.62       | 22.88             | 13.23      | 913                        | 3044       |
| 462       | electricity (st. unit)    | 0.95           | 1.74       | 0.02                                | 0.02       | 1.05              | 1.86       | 130                        | 669        |
| 463       | dung cake                 | -              | 0.10       | -                                   | 0.87       | -                 | 1.50       | 257                        | 915        |
| 464 *     | kerosene (ltr)            | 0.49           | 2.24       | 0.00                                | 0.00       | 0.49              | 2.24       | 587                        | 1909       |
| 466       | matches (box)             | 0.97           | 0.28       | 0.00                                | 0.00       | 0.97              | 0.28       | 971                        | 3251       |
| 472       | LPG (kg)                  | 0.01           | 0.03       | 0.00                                | 0.00       | 0.01              | 0.03       | 2                          | 16         |

@ Quantity unit kg unless otherwise specified; \* cols. 9,10 exclude consumption out of public distn. system purchases  
\$ cols. 9,10 relate to fresh fish for item 284 and gur(cane) for item 373

**Table 1: Quantity and value of cash purchase; consumption out of home-grown stock; and total consumption of different items of food, pan, tobacco, intoxicants and fuel & light per person for a period of 30 days**

| Punjab    |                      | Rural          |            |                                     |            |                   |            |                            |            |
|-----------|----------------------|----------------|------------|-------------------------------------|------------|-------------------|------------|----------------------------|------------|
| item code | item                 | cash purchase  |            | consumption out of home-grown stock |            | total consumption |            | hhs. reporting consumption |            |
|           |                      | quantity (kg@) | value (Rs) | quantity (kg@)                      | value (Rs) | quantity (kg@)    | value (Rs) | estd. no. per 1000         | sample no. |
| (1)       | (2)                  | (3)            | (4)        | (5)                                 | (6)        | (7)               | (8)        | (9)                        | (10)       |
| 102 *     | rice                 | 0.40           | 3.03       | 0.24                                | 1.75       | 0.73              | 5.44       | 685                        | 1396       |
| 112 *     | atta                 | 2.28           | 10.35      | 3.18                                | 11.81      | 9.58              | 37.81      | 964                        | 1970       |
| 190       | gram (whole grain)   | 0.08           | 1.28       | 0.00                                | 0.03       | 0.09              | 1.32       | 401                        | 823        |
| 210 *     | arhar (tur)          | 0.02           | 0.29       | 0.00                                | 0.00       | 0.02              | 0.30       | 90                         | 185        |
| 212 *     | gram (split)         | 0.18           | 2.99       | 0.00                                | 0.03       | 0.18              | 3.05       | 840                        | 1727       |
| 214 *     | moong                | 0.20           | 3.30       | 0.01                                | 0.08       | 0.21              | 3.39       | 906                        | 1897       |
| 216 *     | masur                | 0.15           | 2.26       | 0.00                                | 0.02       | 0.15              | 2.27       | 751                        | 1607       |
| 220 *     | urd                  | 0.13           | 1.82       | 0.00                                | 0.02       | 0.13              | 1.85       | 659                        | 1349       |
| 230       | milk: liquid (litre) | 2.47           | 17.11      | 11.75                               | 69.27      | 14.33             | 86.74      | 986                        | 2023       |
| 234       | ghee                 | 0.01           | 1.10       | 0.00                                | 0.32       | 0.02              | 1.50       | 62                         | 142        |
| 240 *     | vanaspati            | 0.36           | 13.63      | 0.00                                | 0.00       | 0.36              | 13.64      | 812                        | 1647       |
| 243 *     | mustard oil          | 0.10           | 3.22       | 0.02                                | 0.47       | 0.12              | 3.72       | 449                        | 922        |
| 245 *     | groundnut oil        | 0.00           | 0.05       | 0.00                                | 0.00       | 0.00              | 0.08       | 6                          | 8          |
| 255 *     | refined oil          | 0.01           | 0.37       | 0.00                                | 0.00       | 0.01              | 0.36       | 25                         | 63         |
| 270       | goat meat            | 0.05           | 2.37       | 0.00                                | 0.00       | 0.05              | 2.38       | 156                        | 355        |
| 271       | mutton               | 0.00           | 0.01       | 0.00                                | 0.00       | 0.00              | 0.01       | 1                          | 2          |
| 280       | chicken              | 0.01           | 0.30       | 0.00                                | 0.07       | 0.01              | 0.37       | 21                         | 54         |
| 282       | eggs (no.)           | 0.38           | 0.52       | 0.09                                | 0.11       | 0.47              | 0.64       | 112                        | 256        |
| 284 \$    | fish                 | 0.00           | 0.03       | 0.00                                | 0.00       | 0.00              | 0.03       | 4                          | 5          |
| 290       | potato               | 1.06           | 3.50       | 0.03                                | 0.08       | 1.11              | 3.62       | 986                        | 2024       |
| 291       | onion                | 0.78           | 4.56       | 0.03                                | 0.10       | 0.81              | 4.71       | 987                        | 2024       |
| 310       | cauliflower          | 0.36           | 1.38       | 0.01                                | 0.02       | 0.37              | 1.40       | 538                        | 1078       |
| 311       | cabbage              | 0.11           | 0.37       | 0.00                                | 0.00       | 0.11              | 0.38       | 260                        | 545        |
| 312       | brinjal              | 0.30           | 1.42       | 0.01                                | 0.02       | 0.31              | 1.45       | 622                        | 1298       |
| 313       | lady's finger        | 0.09           | 0.56       | 0.01                                | 0.04       | 0.10              | 0.60       | 269                        | 580        |
| 314       | palak                | 0.16           | 0.45       | 0.04                                | 0.06       | 0.21              | 0.53       | 420                        | 836        |
| 317       | tomato               | 0.33           | 2.63       | 0.00                                | 0.02       | 0.33              | 2.65       | 779                        | 1614       |
| 321       | chilli (green)       | 0.03           | 0.31       | 0.05                                | 0.01       | 0.08              | 0.34       | 365                        | 737        |
| 325       | lemon (no.)          | 0.65           | 0.35       | 0.01                                | 0.00       | 0.66              | 0.35       | 242                        | 522        |
| 340       | banana (no.)         | 2.56           | 2.24       | 0.00                                | 0.00       | 2.58              | 2.25       | 507                        | 1063       |
| 344       | coconut (no.)        | 0.00           | 0.00       | 0.00                                | 0.00       | 0.00              | 0.00       | 1                          | 4          |
| 350       | mango                | 0.06           | 0.77       | 0.00                                | 0.01       | 0.08              | 0.78       | 114                        | 257        |
| 355       | apple                | 0.12           | 1.53       | 0.00                                | 0.00       | 0.12              | 1.54       | 277                        | 651        |
| 361       | groundnut            | 0.03           | 0.70       | 0.00                                | 0.01       | 0.03              | 0.72       | 135                        | 290        |
| 370 *     | sugar (crystal)      | 1.66           | 20.80      | 0.00                                | 0.00       | 1.68              | 20.88      | 947                        | 1950       |
| 373 \$    | gur                  | 0.24           | 2.06       | 0.05                                | 0.38       | 0.34              | 2.91       | 222                        | 523        |
| 390       | turmeric (gm)        | 51.21          | 1.86       | 0.03                                | 0.00       | 52.53             | 1.93       | 990                        | 2033       |
| 391       | black pepper (gm)    | 3.39           | 0.22       | 0.01                                | 0.00       | 3.65              | 0.23       | 157                        | 355        |

@ Quantity unit kg unless otherwise specified; \* cols. 9,10 exclude consumption out of public distn. system purchases

\$ cols. 9,10 relate to fresh fish for item 284 and gur(cane) for item 373



**Table 1: Quantity and value of cash purchase; consumption out of home-grown stock; and total consumption of different items of food, pan, tobacco, intoxicants and fuel & light per person for a period of 30 days**

| Punjab    |                           | Rural          |            |                                     |            |                   |            |                            |            |
|-----------|---------------------------|----------------|------------|-------------------------------------|------------|-------------------|------------|----------------------------|------------|
| item code | item                      | cash purchase  |            | consumption out of home-grown stock |            | total consumption |            | hhs. reporting consumption |            |
|           |                           | quantity (kg@) | value (Rs) | quantity (kg@)                      | value (Rs) | quantity (kg@)    | value (Rs) | estd. no. per 1000         | sample no. |
| (1)       | (2)                       | (3)            | (4)        | (5)                                 | (6)        | (7)               | (8)        | (9)                        | (10)       |
| 392       | dry chillies (gm)         | 45.15          | 1.80       | 1.02                                | 0.03       | 51.82             | 2.01       | 947                        | 1945       |
| 393       | garlic (gm)               | 17.13          | 0.43       | 3.76                                | 0.07       | 24.47             | 0.56       | 516                        | 1136       |
| 394       | tamarind (gm)             | 2.23           | 0.03       | 0.07                                | 0.00       | 2.36              | 0.03       | 42                         | 74         |
| 395       | ginger (gm)               | 37.63          | 0.76       | 0.00                                | 0.00       | 37.86             | 0.77       | 577                        | 1188       |
| 400       | tea (no. of cups)         | 1.17           | 1.39       | 0.01                                | 0.01       | 1.85              | 2.11       | 239                        | 484        |
| 401       | tea: leaf (gm)            | 112.20         | 8.92       | 0.00                                | 0.00       | 113.69            | 8.91       | 988                        | 2027       |
| 402       | coffee (no. of cups)      | 0.02           | 0.02       | 0.00                                | 0.00       | 0.02              | 0.02       | 1                          | 1          |
| 403       | coffee powder (gm)        | 0.02           | 0.01       | 0.00                                | 0.00       | 0.02              | 0.01       | 2                          | 8          |
| 410       | biscuit and confectionery | -              | 1.63       | -                                   | 0.00       | -                 | 1.68       | 486                        | 1058       |
| 411       | salted refreshments       | -              | 0.93       | -                                   | 0.00       | -                 | 0.95       | 320                        | 704        |
| 412       | prepared sweets           | -              | 1.46       | -                                   | 0.00       | -                 | 1.55       | 210                        | 518        |
| 431       | pan: finished (no.)       | 0.01           | 0.01       | 0.00                                | 0.00       | 0.01              | 0.01       | 2                          | 3          |
| 440       | bidi (no.)                | 21.47          | 1.93       | 0.00                                | 0.00       | 22.77             | 1.93       | 161                        | 296        |
| 441       | cigarettes (no.)          | 0.82           | 0.38       | 0.00                                | 0.00       | 0.82              | 0.38       | 21                         | 43         |
| 461       | firewood & chips          | 5.07           | 3.95       | 4.34                                | 2.54       | 13.47             | 8.88       | 742                        | 1536       |
| 462       | electricity (st. unit)    | 8.10           | 9.95       | 0.03                                | 0.05       | 8.48              | 10.51      | 853                        | 1802       |
| 463       | dung cake                 | -              | 0.59       | -                                   | 7.40       | -                 | 8.76       | 745                        | 1569       |
| 464 *     | kerosene (ltr)            | 0.81           | 2.72       | 0.00                                | 0.00       | 0.82              | 2.74       | 185                        | 321        |
| 466       | matches (box)             | 2.04           | 0.71       | 0.00                                | 0.00       | 2.08              | 0.73       | 959                        | 1980       |
| 472       | LPG (kg)                  | 0.14           | 1.01       | 0.00                                | 0.00       | 0.12              | 0.92       | 55                         | 139        |

@ Quantity unit kg unless otherwise specified; \* cols. 9,10 exclude consumption out of public distn. system purchases  
\$ cols. 9,10 relate to fresh fish for item 284 and gur(cane) for item 373

**Table 1: Quantity and value of cash purchase; consumption out of home-grown stock; and total consumption of different items of food, pan, tobacco, intoxicants and fuel & light per person for a period of 30 days**

| Rajasthan |                      | Rural          |            |                                     |            |                   |            |                            |            |
|-----------|----------------------|----------------|------------|-------------------------------------|------------|-------------------|------------|----------------------------|------------|
| item code | item                 | cash purchase  |            | consumption out of home-grown stock |            | total consumption |            | hhs. reporting consumption |            |
|           |                      | quantity (kg@) | value (Rs) | quantity (kg@)                      | value (Rs) | quantity (kg@)    | value (Rs) | estd. no. per 1000         | sample no. |
| (1)       | (2)                  | (3)            | (4)        | (5)                                 | (6)        | (7)               | (8)        | (9)                        | (10)       |
| 102 *     | rice                 | 0.17           | 1.40       | 0.05                                | 0.29       | 0.22              | 1.77       | 376                        | 1223       |
| 112 *     | atta                 | 0.10           | 0.46       | 3.97                                | 15.56      | 8.97              | 36.07      | 680                        | 2142       |
| 190       | gram (whole grain)   | 0.00           | 0.06       | 0.01                                | 0.14       | 0.02              | 0.19       | 41                         | 131        |
| 210 *     | arhar (tur)          | 0.01           | 0.16       | 0.00                                | 0.02       | 0.01              | 0.20       | 56                         | 179        |
| 212 *     | gram (split)         | 0.07           | 1.05       | 0.05                                | 0.68       | 0.13              | 1.87       | 452                        | 1423       |
| 214 *     | moong                | 0.14           | 2.09       | 0.07                                | 0.84       | 0.21              | 3.05       | 691                        | 2259       |
| 216 *     | masur                | 0.03           | 0.43       | 0.00                                | 0.04       | 0.04              | 0.47       | 190                        | 593        |
| 220 *     | urd                  | 0.06           | 0.86       | 0.05                                | 0.47       | 0.11              | 1.38       | 371                        | 1123       |
| 230       | milk: liquid (litre) | 1.06           | 6.98       | 9.31                                | 57.21      | 10.41             | 64.55      | 948                        | 2950       |
| 234       | ghee                 | 0.05           | 5.00       | 0.01                                | 0.62       | 0.06              | 5.75       | 228                        | 698        |
| 240 *     | vanaspati            | 0.01           | 0.33       | 0.00                                | 0.01       | 0.01              | 0.34       | 34                         | 107        |
| 243 *     | mustard oil          | 0.16           | 4.89       | 0.02                                | 0.64       | 0.19              | 5.67       | 544                        | 1778       |
| 245 *     | groundnut oil        | 0.06           | 2.35       | 0.00                                | 0.02       | 0.06              | 2.33       | 203                        | 569        |
| 247 *     | coconut oil          | 0.00           | 0.11       | 0.00                                | 0.00       | 0.00              | 0.12       | 3                          | 4          |
| 255 *     | refined oil          | 0.00           | 0.09       | 0.00                                | 0.00       | 0.00              | 0.11       | 8                          | 30         |
| 270       | goat meat            | 0.05           | 1.93       | 0.00                                | 0.05       | 0.05              | 1.98       | 135                        | 406        |
| 274       | buffalo meat         | 0.00           | 0.04       | 0.00                                | 0.00       | 0.00              | 0.04       | 3                          | 10         |
| 280       | chicken              | 0.00           | 0.04       | 0.00                                | 0.06       | 0.00              | 0.10       | 7                          | 25         |
| 282       | eggs (no.)           | 0.05           | 0.09       | 0.02                                | 0.05       | 0.07              | 0.13       | 21                         | 73         |
| 284 \$    | fish                 | 0.00           | 0.06       | 0.00                                | 0.00       | 0.00              | 0.09       | 7                          | 23         |
| 290       | potato               | 0.55           | 2.12       | 0.00                                | 0.01       | 0.54              | 2.12       | 861                        | 2707       |
| 291       | onion                | 0.45           | 1.82       | 0.02                                | 0.05       | 0.47              | 1.90       | 748                        | 2298       |
| 310       | cauliflower          | 0.15           | 0.82       | 0.00                                | 0.01       | 0.15              | 0.83       | 322                        | 1050       |
| 311       | cabbage              | 0.07           | 0.34       | 0.00                                | 0.01       | 0.07              | 0.36       | 173                        | 586        |
| 312       | brinjal              | 0.22           | 0.94       | 0.02                                | 0.08       | 0.24              | 1.01       | 537                        | 1745       |
| 313       | lady's finger        | 0.06           | 0.37       | 0.01                                | 0.06       | 0.07              | 0.43       | 190                        | 617        |
| 314       | palak                | 0.06           | 0.23       | 0.01                                | 0.03       | 0.07              | 0.25       | 201                        | 677        |
| 317       | tomato               | 0.22           | 1.33       | 0.01                                | 0.04       | 0.22              | 1.38       | 508                        | 1636       |
| 321       | chilli (green)       | 0.11           | 0.91       | 0.01                                | 0.10       | 0.13              | 1.01       | 600                        | 1899       |
| 325       | lemon (no.)          | 0.46           | 0.21       | 0.05                                | 0.02       | 0.52              | 0.24       | 178                        | 554        |
| 340       | banana (no.)         | 1.07           | 0.79       | 0.00                                | 0.00       | 1.07              | 0.79       | 230                        | 817        |
| 344       | coconut (no.)        | 0.01           | 0.07       | 0.00                                | 0.00       | 0.01              | 0.07       | 37                         | 115        |
| 350       | mango                | 0.02           | 0.23       | 0.00                                | 0.01       | 0.02              | 0.24       | 47                         | 170        |
| 355       | apple                | 0.02           | 0.26       | 0.00                                | 0.00       | 0.02              | 0.26       | 61                         | 219        |
| 361       | groundnut            | 0.01           | 0.11       | 0.02                                | 0.20       | 0.03              | 0.32       | 47                         | 166        |
| 370 *     | sugar (crystal)      | 0.98           | 11.96      | 0.00                                | 0.00       | 0.96              | 11.69      | 885                        | 2774       |
| 373 \$    | gur                  | 0.20           | 1.97       | 0.01                                | 0.05       | 0.21              | 2.02       | 302                        | 975        |
| 390       | turmeric (gm)        | 18.08          | 0.56       | 0.04                                | 0.00       | 31.02             | 0.95       | 950                        | 2950       |
| 391       | black pepper (gm)    | 1.56           | 0.09       | 0.09                                | 0.04       | 2.84              | 0.19       | 132                        | 397        |

@ Quantity unit kg unless otherwise specified; \* cols. 9,10 exclude consumption out of public distrn. system purchases  
\$ cols. 9,10 relate to fresh fish for item 284 and gur(cane) for item 373

**Table 1: Quantity and value of cash purchase; consumption out of home-grown stock; and total consumption of different items of food, pan, tobacco, intoxicants and fuel & light per person for a period of 30 days**

| Rajasthan |                           | Rural          |            |                                     |            |                   |            |                            |            |
|-----------|---------------------------|----------------|------------|-------------------------------------|------------|-------------------|------------|----------------------------|------------|
| item code | item                      | cash purchase  |            | consumption out of home-grown stock |            | total consumption |            | hhs. reporting consumption |            |
|           |                           | quantity (kg@) | value (Rs) | quantity (kg@)                      | value (Rs) | quantity (kg@)    | value (Rs) | estd. no. per 1000         | sample no. |
| (1)       | (2)                       | (3)            | (4)        | (5)                                 | (6)        | (7)               | (8)        | (9)                        | (10)       |
| 392       | dry chillies (gm)         | 82.40          | 2.38       | 5.37                                | 0.15       | 115.56            | 3.40       | 984                        | 3048       |
| 393       | garlic (gm)               | 35.39          | 0.79       | 2.78                                | 0.05       | 48.83             | 1.08       | 791                        | 2426       |
| 394       | tamarind (gm)             | 0.08           | 0.00       | 0.02                                | 0.00       | 0.26              | 0.00       | 4                          | 15         |
| 395       | ginger (gm)               | 3.71           | 0.07       | 0.07                                | 0.00       | 4.19              | 0.08       | 87                         | 305        |
| 400       | tea (no. of cups)         | 1.86           | 1.97       | 0.02                                | 0.02       | 1.95              | 2.04       | 275                        | 875        |
| 401       | tea: leaf (gm)            | 67.32          | 5.47       | 0.01                                | 0.00       | 67.16             | 5.41       | 945                        | 2928       |
| 403       | coffee powder (gm)        | 0.02           | 0.01       | 0.00                                | 0.00       | 0.01              | 0.00       | 2                          | 5          |
| 410       | biscuit and confectionery | -              | 0.61       | -                                   | 0.00       | -                 | 0.61       | 222                        | 714        |
| 411       | salted refreshments       | -              | 0.91       | -                                   | 0.02       | -                 | 0.92       | 256                        | 858        |
| 412       | prepared sweets           | -              | 0.62       | -                                   | 0.05       | -                 | 0.68       | 99                         | 331        |
| 431       | pan: finished (no.)       | 0.07           | 0.08       | 0.00                                | 0.00       | 0.07              | 0.08       | 20                         | 64         |
| 440       | bidi (no.)                | 88.05          | 7.97       | 0.20                                | 0.00       | 87.34             | 8.01       | 647                        | 1985       |
| 441       | cigarettes (no.)          | 0.43           | 0.28       | 0.00                                | 0.00       | 0.43              | 0.28       | 24                         | 76         |
| 461       | firewood & chips          | 1.53           | 1.24       | 15.30                               | 11.30      | 21.92             | 15.55      | 944                        | 2940       |
| 462       | electricity (st. unit)    | 2.41           | 2.64       | 0.00                                | 0.02       | 2.46              | 2.78       | 374                        | 1268       |
| 463       | dung cake                 | -              | 0.04       | -                                   | 4.14       | -                 | 4.59       | 697                        | 2184       |
| 464 *     | kerosene (ltr)            | 0.47           | 1.71       | 0.00                                | 0.00       | 0.48              | 1.80       | 370                        | 1150       |
| 466       | matches (box)             | 3.12           | 0.87       | 0.00                                | 0.00       | 3.17              | 0.89       | 978                        | 3033       |
| 472       | LPG (kg)                  | 0.04           | 0.26       | 0.00                                | 0.00       | 0.04              | 0.26       | 20                         | 68         |

@ Quantity unit kg unless otherwise specified; \* cols. 9,10 exclude consumption out of public distn. system purchases  
\$ cols. 9,10 relate to fresh fish for item 284 and gur(cane) for item 373

**Table 1: Quantity and value of cash purchase; consumption out of home-grown stock; and total consumption of different items of food, pan, tobacco, intoxicants and fuel & light per person for a period of 30 days**

| Sikkim    |                      | Rural          |            |                                     |            |                   |            |                            |            |
|-----------|----------------------|----------------|------------|-------------------------------------|------------|-------------------|------------|----------------------------|------------|
| item code | item                 | cash purchase  |            | consumption out of home-grown stock |            | total consumption |            | hhs. reporting consumption |            |
|           |                      | quantity (kg@) | value (Rs) | quantity (kg@)                      | value (Rs) | quantity (kg@)    | value (Rs) | estd. no. per 1000         | sample no. |
| (1)       | (2)                  | (3)            | (4)        | (5)                                 | (6)        | (7)               | (8)        | (9)                        | (10)       |
| 102 *     | rice                 | 9.98           | 61.65      | 0.39                                | 2.94       | 9.78              | 61.13      | 507                        | 257        |
| 112 *     | atta                 | 0.78           | 4.77       | 0.00                                | 0.00       | 0.75              | 4.63       | 681                        | 333        |
| 190       | gram (whole grain)   | 0.02           | 0.31       | 0.00                                | 0.00       | 0.02              | 0.32       | 88                         | 44         |
| 210 *     | arhar (tur)          | 0.00           | 0.01       | 0.00                                | 0.00       | 0.00              | 0.01       | 5                          | 2          |
| 212 *     | gram (split)         | 0.00           | 0.03       | 0.00                                | 0.00       | 0.00              | 0.03       | 6                          | 3          |
| 214 *     | moong                | 0.03           | 0.47       | 0.00                                | 0.00       | 0.03              | 0.45       | 153                        | 81         |
| 216 *     | masur                | 0.30           | 3.92       | 0.00                                | 0.00       | 0.29              | 3.80       | 800                        | 389        |
| 221 *     | urd                  | 0.00           | 0.01       | 0.00                                | 0.00       | 0.00              | 0.01       | 5                          | 2          |
| 230       | milk: liquid (litre) | 1.67           | 9.35       | 3.10                                | 16.26      | 4.77              | 25.61      | 862                        | 422        |
| 234       | ghee                 | 0.01           | 1.13       | 0.01                                | 1.01       | 0.03              | 2.04       | 218                        | 123        |
| 240 *     | vanaspati            | 0.00           | 0.11       | 0.00                                | 0.00       | 0.00              | 0.12       | 9                          | 7          |
| 243 *     | mustard oil          | 0.42           | 15.00      | 0.00                                | 0.02       | 0.41              | 14.58      | 954                        | 461        |
| 245 *     | groundnut oil        | 0.00           | 0.07       | 0.00                                | 0.00       | 0.00              | 0.07       | 6                          | 3          |
| 247 *     | coconut oil          | 0.00           | 0.00       | 0.00                                | 0.00       | 0.00              | 0.00       | 1                          | 1          |
| 255 *     | refined oil          | 0.00           | 0.07       | 0.00                                | 0.00       | 0.00              | 0.06       | 2                          | 3          |
| 270       | goat meat            | 0.07           | 3.98       | 0.00                                | 0.00       | 0.07              | 3.98       | 288                        | 142        |
| 271       | mutton               | 0.01           | 0.27       | 0.00                                | 0.00       | 0.01              | 0.27       | 23                         | 11         |
| 272       | beef                 | 0.21           | 4.83       | 0.00                                | 0.00       | 0.21              | 4.81       | 318                        | 152        |
| 274       | buffalo meat         | 0.00           | 0.12       | 0.00                                | 0.00       | 0.00              | 0.12       | 9                          | 5          |
| 280       | chicken              | 0.02           | 0.92       | 0.03                                | 1.34       | 0.04              | 2.26       | 178                        | 94         |
| 282       | eggs (no.)           | 0.91           | 1.38       | 0.82                                | 1.24       | 1.73              | 2.62       | 547                        | 266        |
| 284 \$    | fish                 | 0.01           | 0.49       | 0.00                                | 0.02       | 0.01              | 0.52       | 47                         | 27         |
| 290       | potato               | 0.94           | 4.18       | 0.20                                | 0.75       | 1.12              | 4.81       | 963                        | 465        |
| 291       | onion                | 0.33           | 2.19       | 0.00                                | 0.00       | 0.33              | 2.14       | 934                        | 450        |
| 310       | cauliflower          | 0.13           | 0.79       | 0.06                                | 0.31       | 0.19              | 1.09       | 363                        | 184        |
| 311       | cabbage              | 0.25           | 1.26       | 0.09                                | 0.45       | 0.34              | 1.71       | 676                        | 327        |
| 312       | brinjal              | 0.06           | 0.37       | 0.02                                | 0.13       | 0.08              | 0.50       | 278                        | 141        |
| 313       | lady's finger        | 0.02           | 0.14       | 0.01                                | 0.06       | 0.03              | 0.21       | 146                        | 74         |
| 314       | palak                | 0.01           | 0.06       | 0.07                                | 0.33       | 0.08              | 0.39       | 172                        | 74         |
| 317       | tomato               | 0.19           | 1.46       | 0.06                                | 0.65       | 0.25              | 2.11       | 805                        | 390        |
| 321       | chilli (green)       | 0.02           | 0.34       | 0.03                                | 0.47       | 0.05              | 0.81       | 801                        | 377        |
| 325       | lemon (no.)          | 0.04           | 0.04       | 0.00                                | 0.01       | 0.04              | 0.05       | 34                         | 21         |
| 340       | banana (no.)         | 1.02           | 0.75       | 0.48                                | 0.44       | 1.50              | 1.19       | 331                        | 168        |
| 344       | coconut (no.)        | 0.00           | 0.01       | 0.00                                | 0.00       | 0.00              | 0.01       | 2                          | 1          |
| 350       | mango                | 0.01           | 0.22       | 0.00                                | 0.00       | 0.01              | 0.22       | 39                         | 23         |
| 355       | apple                | 0.01           | 0.22       | 0.00                                | 0.00       | 0.01              | 0.22       | 45                         | 35         |
| 361       | groundnut            | 0.00           | 0.02       | 0.00                                | 0.00       | 0.00              | 0.02       | 6                          | 6          |
| 370 *     | sugar (crystal)      | 0.42           | 4.55       | 0.00                                | 0.00       | 0.40              | 4.28       | 472                        | 235        |
| 373 \$    | gur                  | 0.01           | 0.06       | 0.00                                | 0.00       | 0.01              | 0.06       | 3                          | 1          |
| 390       | turmeric (gm)        | 22.82          | 0.82       | 3.20                                | 0.15       | 26.68             | 1.01       | 963                        | 465        |

@ Quantity unit kg unless otherwise specified; \* cols. 9,10 exclude consumption out of public distn. system purchases  
\$ cols. 9,10 relate to fresh fish for item 284 and gur(cane) for item 373

**Table 1: Quantity and value of cash purchase; consumption out of home-grown stock; and total consumption of different items of food, pan, tobacco, intoxicants and fuel & light per person for a period of 30 days**

| Sikkim    |                           | Rural          |            |                                     |            |                   |            |                            |            |
|-----------|---------------------------|----------------|------------|-------------------------------------|------------|-------------------|------------|----------------------------|------------|
| item code | item                      | cash purchase  |            | consumption out of home-grown stock |            | total consumption |            | hhs. reporting consumption |            |
|           |                           | quantity (kg@) | value (Rs) | quantity (kg@)                      | value (Rs) | quantity (kg@)    | value (Rs) | estd. no. per 1000         | sample no. |
| (1)       | (2)                       | (3)            | (4)        | (5)                                 | (6)        | (7)               | (8)        | (9)                        | (10)       |
| 391       | black pepper (gm)         | 2.65           | 0.20       | 0.00                                | 0.00       | 2.46              | 0.19       | 146                        | 73         |
| 392       | dry chillies (gm)         | 8.97           | 0.53       | 0.07                                | 0.00       | 8.93              | 0.52       | 426                        | 220        |
| 393       | garlic (gm)               | 25.08          | 0.70       | 1.03                                | 0.04       | 25.62             | 0.72       | 703                        | 337        |
| 394       | tamarind (gm)             | 0.12           | 0.00       | 0.21                                | 0.00       | 0.32              | 0.00       | 3                          | 2          |
| 395       | ginger (gm)               | 25.02          | 0.45       | 41.02                               | 0.72       | 63.89             | 1.12       | 909                        | 438        |
| 400       | tea (no. of cups)         | 1.97           | 2.84       | 0.00                                | 0.00       | 1.97              | 2.84       | 412                        | 214        |
| 401       | tea: leaf (gm)            | 113.37         | 7.32       | 0.22                                | 0.02       | 102.17            | 6.57       | 959                        | 464        |
| 403       | coffee powder (gm)        | 0.06           | 0.03       | 0.00                                | 0.00       | 0.06              | 0.03       | 3                          | 4          |
| 410       | biscuit and confectionery | -              | 2.06       | -                                   | 0.00       | -                 | 2.06       | 466                        | 230        |
| 411       | salted refreshments       | -              | 1.44       | -                                   | 0.01       | -                 | 1.44       | 286                        | 152        |
| 412       | prepared sweets           | -              | 0.09       | -                                   | 0.00       | -                 | 0.09       | 22                         | 13         |
| 431       | pan: finished (no.)       | 0.85           | 1.19       | 0.00                                | 0.00       | 0.83              | 1.19       | 160                        | 84         |
| 440       | bidi (no.)                | 20.63          | 2.08       | 0.00                                | 0.00       | 20.48             | 2.07       | 395                        | 167        |
| 441       | cigarettes (no.)          | 2.85           | 2.34       | 0.00                                | 0.00       | 2.85              | 2.34       | 106                        | 66         |
| 461       | firewood & chips          | 1.29           | 0.52       | 35.51                               | 16.34      | 37.23             | 16.93      | 741                        | 351        |
| 462       | electricity (st. unit)    | 3.39           | 4.09       | 0.00                                | 0.00       | 3.39              | 4.09       | 764                        | 388        |
| 464 *     | kerosene (ltr)            | 1.41           | 4.93       | 0.00                                | 0.00       | 1.23              | 4.29       | 544                        | 267        |
| 466       | matches (box)             | 1.43           | 0.69       | 0.00                                | 0.00       | 1.39              | 0.67       | 961                        | 463        |
| 472       | LPG (kg)                  | 0.11           | 0.83       | 0.00                                | 0.00       | 0.11              | 0.86       | 32                         | 27         |

@ Quantity unit kg unless otherwise specified; \* cols. 9,10 exclude consumption out of public distn. system purchases  
\$ cols. 9,10 relate to fresh fish for item 284 and gur(cane) for item 373

**Table 1: Quantity and value of cash purchase; consumption out of home-grown stock; and total consumption of different items of food, pan, tobacco, intoxicants and fuel & light per person for a period of 30 days**

| Tamil Nadu |                      | Rural          |            |                                     |            |                   |            |                            |            |
|------------|----------------------|----------------|------------|-------------------------------------|------------|-------------------|------------|----------------------------|------------|
| item code  | item                 | cash purchase  |            | consumption out of home-grown stock |            | total consumption |            | hhs. reporting consumption |            |
|            |                      | quantity (kg@) | value (Rs) | quantity (kg@)                      | value (Rs) | quantity (kg@)    | value (Rs) | estd. no. per 1000         | sample no. |
| (1)        | (2)                  | (3)            | (4)        | (5)                                 | (6)        | (7)               | (8)        | (9)                        | (10)       |
| 102 *      | rice                 | 7.73           | 49.50      | 2.03                                | 13.73      | 10.30             | 66.69      | 942                        | 3706       |
| 112 *      | atta                 | 0.01           | 0.10       | 0.00                                | 0.00       | 0.21              | 0.93       | 73                         | 311        |
| 190        | gram (whole grain)   | 0.01           | 0.26       | 0.00                                | 0.00       | 0.02              | 0.26       | 115                        | 496        |
| 210 *      | arhar (tur)          | 0.30           | 6.10       | 0.01                                | 0.15       | 0.31              | 6.29       | 909                        | 3587       |
| 212 *      | gram (split)         | 0.04           | 0.79       | 0.00                                | 0.00       | 0.04              | 0.80       | 378                        | 1633       |
| 214 *      | moong                | 0.05           | 0.84       | 0.01                                | 0.08       | 0.06              | 0.93       | 379                        | 1539       |
| 216 *      | masur                | 0.00           | 0.02       | 0.00                                | 0.00       | 0.00              | 0.03       | 8                          | 40         |
| 220 *      | urd                  | 0.15           | 2.29       | 0.01                                | 0.13       | 0.17              | 2.42       | 671                        | 2777       |
| 230        | milk: liquid (litre) | 1.40           | 8.82       | 0.69                                | 3.80       | 2.12              | 12.76      | 523                        | 2228       |
| 234        | ghee                 | 0.00           | 0.13       | 0.00                                | 0.00       | 0.00              | 0.14       | 13                         | 76         |
| 240 *      | vanaspati            | 0.00           | 0.02       | 0.00                                | 0.00       | 0.00              | 0.02       | 5                          | 38         |
| 243 *      | mustard oil          | 0.00           | 0.04       | 0.00                                | 0.01       | 0.00              | 0.05       | 5                          | 21         |
| 245 *      | groundnut oil        | 0.22           | 7.84       | 0.01                                | 0.47       | 0.24              | 8.32       | 785                        | 3091       |
| 247 *      | coconut oil          | 0.00           | 0.29       | 0.00                                | 0.02       | 0.01              | 0.31       | 27                         | 130        |
| 255 *      | refined oil          | 0.01           | 0.56       | 0.00                                | 0.00       | 0.01              | 0.55       | 20                         | 62         |
| 270        | goat meat            | 0.09           | 5.13       | 0.00                                | 0.02       | 0.09              | 5.17       | 372                        | 1562       |
| 271        | mutton               | 0.02           | 1.21       | 0.00                                | 0.00       | 0.02              | 1.21       | 91                         | 335        |
| 272        | beef                 | 0.04           | 0.76       | 0.00                                | 0.00       | 0.04              | 0.76       | 98                         | 338        |
| 274        | buffalo meat         | 0.00           | 0.00       | 0.00                                | 0.00       | 0.00              | 0.00       | 1                          | 2          |
| 280        | chicken              | 0.01           | 0.53       | 0.01                                | 0.20       | 0.02              | 0.75       | 72                         | 324        |
| 282        | eggs (no.)           | 0.97           | 1.04       | 0.09                                | 0.09       | 1.06              | 1.13       | 334                        | 1414       |
| 284 \$     | fish                 | 0.15           | 3.22       | 0.01                                | 0.11       | 0.17              | 3.43       | 272                        | 1115       |
| 290        | potato               | 0.28           | 1.56       | 0.00                                | 0.00       | 0.28              | 1.56       | 836                        | 3325       |
| 291        | onion                | 0.51           | 2.78       | 0.01                                | 0.02       | 0.52              | 2.79       | 968                        | 3798       |
| 310        | cauliflower          | 0.01           | 0.08       | 0.00                                | 0.00       | 0.01              | 0.08       | 38                         | 145        |
| 311        | cabbage              | 0.16           | 0.76       | 0.00                                | 0.00       | 0.16              | 0.77       | 592                        | 2429       |
| 312        | brinjal              | 0.45           | 2.03       | 0.01                                | 0.03       | 0.46              | 2.06       | 918                        | 3604       |
| 313        | lady's finger        | 0.19           | 0.90       | 0.01                                | 0.02       | 0.20              | 0.92       | 714                        | 2867       |
| 314        | palak                | 0.03           | 0.07       | 0.00                                | 0.01       | 0.04              | 0.10       | 86                         | 312        |
| 317        | tomato               | 0.54           | 2.93       | 0.02                                | 0.06       | 0.56              | 2.98       | 955                        | 3745       |
| 321        | chilli (green)       | 0.07           | 0.69       | 0.00                                | 0.02       | 0.07              | 0.72       | 844                        | 3322       |
| 325        | lemon (no.)          | 0.29           | 0.14       | 0.02                                | 0.00       | 0.29              | 0.14       | 174                        | 768        |
| 340        | banana (no.)         | 3.26           | 1.57       | 0.11                                | 0.04       | 3.39              | 1.61       | 664                        | 2683       |
| 344        | coconut (no.)        | 0.79           | 2.64       | 0.19                                | 0.54       | 0.99              | 3.21       | 790                        | 3147       |
| 350        | mango                | 0.03           | 0.18       | 0.00                                | 0.01       | 0.03              | 0.18       | 58                         | 256        |
| 355        | apple                | 0.02           | 0.26       | 0.00                                | 0.00       | 0.02              | 0.26       | 62                         | 335        |
| 361        | groundnut            | 0.00           | 0.05       | 0.00                                | 0.03       | 0.01              | 0.10       | 46                         | 200        |
| 370 *      | sugar (crystal)      | 0.46           | 4.50       | 0.00                                | 0.00       | 0.44              | 4.37       | 280                        | 1216       |
| 373 \$     | gur                  | 0.04           | 0.49       | 0.00                                | 0.00       | 0.04              | 0.48       | 110                        | 502        |
| 390        | turmeric (gm)        | 15.45          | 0.56       | 0.11                                | 0.00       | 16.79             | 0.61       | 931                        | 3671       |

@ Quantity unit kg unless otherwise specified; \* cols. 9,10 exclude consumption out of public distn. system purchases  
\$ cols. 9,10 relate to fresh fish for item 284 and gur(cane) for item 373

**Table 1: Quantity and value of cash purchase; consumption out of home-grown stock; and total consumption of different items of food, pan, tobacco, intoxicants and fuel & light per person for a period of 30 days**

| Tamil Nadu |                           | Rural          |            |                                     |            |                   |            |                            |            |
|------------|---------------------------|----------------|------------|-------------------------------------|------------|-------------------|------------|----------------------------|------------|
| item code  | item                      | cash purchase  |            | consumption out of home-grown stock |            | total consumption |            | hhs. reporting consumption |            |
|            |                           | quantity (kg@) | value (Rs) | quantity (kg@)                      | value (Rs) | quantity (kg@)    | value (Rs) | estd. no. per 1000         | sample no. |
| (1)        | (2)                       | (3)            | (4)        | (5)                                 | (6)        | (7)               | (8)        | (9)                        | (10)       |
| 391        | black pepper (gm)         | 14.85          | 0.88       | 0.02                                | 0.00       | 15.42             | 0.91       | 872                        | 3481       |
| 392        | dry chillies (gm)         | 70.78          | 1.60       | 40.73                               | 0.04       | 148.68            | 1.93       | 945                        | 3712       |
| 393        | garlic (gm)               | 39.99          | 1.09       | 0.04                                | 0.00       | 41.33             | 1.11       | 905                        | 3580       |
| 394        | tamarind (gm)             | 122.59         | 1.89       | 3.89                                | 0.05       | 158.96            | 2.41       | 962                        | 3764       |
| 395        | ginger (gm)               | 7.80           | 0.17       | 0.02                                | 0.00       | 8.31              | 0.18       | 312                        | 1343       |
| 400        | tea (no. of cups)         | 8.08           | 7.29       | 0.15                                | 0.11       | 8.36              | 7.52       | 729                        | 2812       |
| 401        | tea: leaf (gm)            | 10.90          | 0.92       | 0.00                                | 0.00       | 11.32             | 0.92       | 250                        | 1052       |
| 402        | coffee (no. of cups)      | 0.46           | 0.55       | 0.03                                | 0.03       | 0.50              | 0.59       | 56                         | 219        |
| 403        | coffee powder (gm)        | 27.72          | 2.08       | 0.04                                | 0.00       | 27.35             | 2.05       | 459                        | 1931       |
| 410        | biscuit and confectionery | -              | 1.04       | -                                   | 0.00       | -                 | 1.05       | 307                        | 1271       |
| 411        | salted refreshments       | -              | 2.08       | -                                   | 0.01       | -                 | 2.11       | 563                        | 2240       |
| 412        | prepared sweets           | -              | 0.68       | -                                   | 0.01       | -                 | 0.69       | 178                        | 788        |
| 431        | pan: finished (no.)       | 0.02           | 0.01       | 0.00                                | 0.00       | 0.02              | 0.01       | 1                          | 5          |
| 440        | bidi (no.)                | 26.66          | 2.35       | 0.13                                | 0.01       | 26.90             | 2.37       | 265                        | 927        |
| 441        | cigarettes (no.)          | 1.78           | 0.99       | 0.00                                | 0.00       | 1.77              | 0.99       | 51                         | 246        |
| 461        | firewood & chips          | 2.84           | 2.41       | 3.35                                | 1.87       | 16.99             | 10.36      | 930                        | 3644       |
| 462        | electricity (st. unit)    | 3.96           | 2.65       | 0.01                                | 0.01       | 4.04              | 2.69       | 515                        | 2199       |
| 463        | dung cake                 | -              | 0.05       | -                                   | 0.07       | -                 | 0.19       | 86                         | 334        |
| 464 *      | kerosene (ltr)            | 0.86           | 3.11       | 0.00                                | 0.00       | 0.84              | 3.07       | 176                        | 656        |
| 466        | matches (box)             | 1.54           | 0.42       | 0.00                                | 0.00       | 1.53              | 0.42       | 968                        | 3788       |
| 472        | LPG (kg)                  | 0.12           | 0.78       | 0.00                                | 0.00       | 0.10              | 0.69       | 30                         | 139        |

@ Quantity unit kg unless otherwise specified; \* cols. 9,10 exclude consumption out of public distn. system purchases  
\$ cols. 9,10 relate to fresh fish for item 284 and gur(cane) for item 373

**Table 1: Quantity and value of cash purchase; consumption out of home-grown stock; and total consumption of different items of food, pan, tobacco, intoxicants and fuel & light per person for a period of 30 days**

| Tripura   |                      | Rural          |            |                                     |            |                   |            |                            |            |
|-----------|----------------------|----------------|------------|-------------------------------------|------------|-------------------|------------|----------------------------|------------|
| item code | item                 | cash purchase  |            | consumption out of home-grown stock |            | total consumption |            | hhs. reporting consumption |            |
|           |                      | quantity (kg@) | value (Rs) | quantity (kg@)                      | value (Rs) | quantity (kg@)    | value (Rs) | estd. no. per 1000         | sample no. |
| (1)       | (2)                  | (3)            | (4)        | (5)                                 | (6)        | (7)               | (8)        | (9)                        | (10)       |
| 102       | * rice               | 7.92           | 56.29      | 3.37                                | 26.00      | 11.29             | 82.16      | 960                        | 1483       |
| 112       | * atta               | 0.13           | 0.95       | 0.00                                | 0.00       | 0.13              | 0.94       | 203                        | 354        |
| 190       | gram (whole grain)   | 0.00           | 0.01       | 0.00                                | 0.00       | 0.00              | 0.01       | 6                          | 11         |
| 210       | * arhar (tur)        | 0.00           | 0.03       | 0.00                                | 0.01       | 0.00              | 0.04       | 11                         | 21         |
| 212       | * gram (split)       | 0.00           | 0.04       | 0.00                                | 0.00       | 0.00              | 0.05       | 14                         | 32         |
| 214       | * moong              | 0.07           | 1.22       | 0.00                                | 0.00       | 0.07              | 1.21       | 293                        | 510        |
| 216       | * masur              | 0.40           | 5.81       | 0.00                                | 0.00       | 0.39              | 5.75       | 909                        | 1391       |
| 220       | * urd                | 0.00           | 0.02       | 0.00                                | 0.00       | 0.00              | 0.02       | 2                          | 3          |
| 230       | milk: liquid (litre) | 0.48           | 3.94       | 0.93                                | 7.65       | 1.43              | 11.82      | 353                        | 647        |
| 234       | ghee                 | 0.00           | 0.08       | 0.00                                | 0.00       | 0.00              | 0.08       | 10                         | 33         |
| 240       | * vanaspati          | 0.01           | 0.27       | 0.00                                | 0.00       | 0.01              | 0.26       | 19                         | 36         |
| 243       | * mustard oil        | 0.36           | 13.02      | 0.00                                | 0.00       | 0.36              | 12.86      | 947                        | 1446       |
| 245       | * groundnut oil      | 0.00           | 0.21       | 0.00                                | 0.00       | 0.00              | 0.20       | 5                          | 8          |
| 255       | * refined oil        | 0.00           | 0.00       | 0.00                                | 0.00       | 0.00              | 0.00       | 0                          | 2          |
| 270       | goat meat            | 0.02           | 1.20       | 0.00                                | 0.00       | 0.02              | 1.20       | 73                         | 144        |
| 271       | mutton               | 0.00           | 0.09       | 0.00                                | 0.00       | 0.00              | 0.09       | 5                          | 9          |
| 272       | beef                 | 0.00           | 0.12       | 0.00                                | 0.00       | 0.00              | 0.12       | 7                          | 11         |
| 280       | chicken              | 0.04           | 1.72       | 0.02                                | 1.00       | 0.06              | 2.68       | 157                        | 292        |
| 282       | eggs (no.)           | 1.20           | 2.37       | 0.26                                | 0.48       | 1.48              | 2.88       | 421                        | 707        |
| 284       | \$ fish              | 0.80           | 30.56      | 0.05                                | 1.82       | 0.89              | 33.37      | 645                        | 1446       |
| 290       | potato               | 1.11           | 5.28       | 0.04                                | 0.14       | 1.15              | 5.43       | 975                        | 1494       |
| 291       | onion                | 0.32           | 2.65       | 0.00                                | 0.00       | 0.32              | 2.65       | 928                        | 1422       |
| 310       | cauliflower          | 0.29           | 1.13       | 0.02                                | 0.06       | 0.30              | 1.20       | 282                        | 472        |
| 311       | cabbage              | 0.38           | 1.01       | 0.03                                | 0.06       | 0.41              | 1.07       | 351                        | 585        |
| 312       | brinjal              | 0.72           | 3.01       | 0.09                                | 0.31       | 0.80              | 3.32       | 916                        | 1398       |
| 313       | lady's finger        | 0.26           | 0.89       | 0.01                                | 0.05       | 0.27              | 0.93       | 277                        | 377        |
| 314       | palak                | 0.02           | 0.06       | 0.00                                | 0.00       | 0.02              | 0.06       | 31                         | 58         |
| 317       | tomato               | 0.09           | 0.31       | 0.01                                | 0.05       | 0.10              | 0.36       | 152                        | 272        |
| 321       | chilli (green)       | 0.14           | 1.59       | 0.03                                | 0.29       | 0.17              | 1.88       | 800                        | 1290       |
| 325       | lemon (no.)          | 0.43           | 0.16       | 0.12                                | 0.04       | 0.55              | 0.20       | 145                        | 239        |
| 340       | banana (no.)         | 6.50           | 1.94       | 1.40                                | 0.30       | 7.88              | 2.24       | 722                        | 1130       |
| 344       | coconut (no.)        | 0.04           | 0.24       | 0.01                                | 0.06       | 0.05              | 0.30       | 96                         | 182        |
| 350       | mango                | 0.02           | 0.14       | 0.02                                | 0.08       | 0.05              | 0.23       | 48                         | 86         |
| 355       | apple                | 0.01           | 0.37       | 0.00                                | 0.00       | 0.01              | 0.38       | 81                         | 174        |
| 370       | * sugar (crystal)    | 0.41           | 4.15       | 0.00                                | 0.00       | 0.40              | 4.10       | 285                        | 503        |
| 373       | \$ gur               | 0.05           | 0.56       | 0.00                                | 0.00       | 0.04              | 0.53       | 153                        | 250        |
| 390       | turmeric (gm)        | 88.67          | 1.60       | 4.02                                | 0.12       | 47.79             | 1.71       | 978                        | 1496       |
| 391       | black pepper (gm)    | 0.48           | 0.03       | 0.00                                | 0.00       | 0.44              | 0.03       | 31                         | 55         |
| 392       | dry chillies (gm)    | 47.57          | 1.62       | 0.96                                | 0.03       | 46.41             | 1.65       | 949                        | 1449       |

@ Quantity unit kg unless otherwise specified; \* cols. 9,10 exclude consumption out of public distn. system purchases  
\$ cols. 9,10 relate to fresh fish for item 284 and gur(cane) for item 373



**Table 1: Quantity and value of cash purchase; consumption out of home-grown stock; and total consumption of different items of food, pan, tobacco, intoxicants and fuel & light per person for a period of 30 days**

| Tripura   |                           | Rural          |            |                                     |            |                   |            |                            |            |
|-----------|---------------------------|----------------|------------|-------------------------------------|------------|-------------------|------------|----------------------------|------------|
| item code | item                      | cash purchase  |            | consumption out of home-grown stock |            | total consumption |            | hhs. reporting consumption |            |
|           |                           | quantity (kg@) | value (Rs) | quantity (kg@)                      | value (Rs) | quantity (kg@)    | value (Rs) | estd. no. per 1000         | sample no. |
| (1)       | (2)                       | (3)            | (4)        | (5)                                 | (6)        | (7)               | (8)        | (9)                        | (10)       |
| 393       | garlic (gm)               | 16.10          | 0.43       | 0.03                                | 0.00       | 16.10             | 0.43       | 621                        | 1017       |
| 394       | tamarind (gm)             | 2.19           | 0.08       | 0.05                                | 0.00       | 2.19              | 0.08       | 96                         | 86         |
| 395       | ginger (gm)               | 16.53          | 0.28       | 1.14                                | 0.01       | 17.66             | 0.29       | 474                        | 712        |
| 400       | tea (no. of cups)         | 3.84           | 3.90       | 0.00                                | 0.00       | 3.89              | 3.94       | 527                        | 769        |
| 401       | tea: leaf (gm)            | 30.85          | 2.53       | 0.00                                | 0.00       | 32.00             | 2.58       | 636                        | 1064       |
| 402       | coffee (no. of cups)      | 0.01           | 0.02       | 0.00                                | 0.00       | 0.01              | 0.02       | 4                          | 7          |
| 403       | coffee powder (gm)        | 0.02           | 0.01       | 0.00                                | 0.00       | 0.01              | 0.00       | 1                          | 2          |
| 410       | biscuit and confectionery | -              | 1.83       | -                                   | 0.01       | -                 | 1.81       | 519                        | 884        |
| 411       | salted refreshments       | -              | 0.24       | -                                   | 0.00       | -                 | 0.27       | 78                         | 131        |
| 412       | prepared sweets           | -              | 0.71       | -                                   | 0.01       | -                 | 0.72       | 150                        | 247        |
| 431       | pan: finished (no.)       | 0.25           | 0.17       | 0.00                                | 0.00       | 0.25              | 0.17       | 45                         | 78         |
| 440       | bidi (no.)                | 96.98          | 9.76       | 0.01                                | 0.00       | 94.66             | 9.68       | 805                        | 1198       |
| 441       | cigarettes (no.)          | 3.32           | 1.59       | 0.00                                | 0.00       | 3.32              | 1.59       | 95                         | 200        |
| 461       | firewood & chips          | 13.21          | 7.95       | 8.82                                | 4.40       | 26.83             | 14.67      | 973                        | 1480       |
| 462       | electricity (st. unit)    | 0.51           | 2.85       | 0.04                                | 0.02       | 0.56              | 2.90       | 378                        | 576        |
| 463       | dung cake                 | -              | 0.01       | -                                   | 0.01       | -                 | 0.01       | 3                          | 5          |
| 464 *     | kerosene (ltr)            | 0.73           | 2.51       | 0.00                                | 0.00       | 0.73              | 2.50       | 227                        | 375        |
| 466       | matches (box)             | 1.91           | 0.87       | 0.00                                | 0.00       | 1.91              | 0.85       | 969                        | 1482       |
| 472       | LPG (kg)                  | 0.02           | 0.14       | 0.00                                | 0.00       | 0.02              | 0.14       | 7                          | 20         |

@ Quantity unit kg unless otherwise specified; \* cols. 9,10 exclude consumption out of public distn. system purchases

\$ cols. 9,10 relate to fresh fish for item 284 and gur(cane) for item 373

**Table 1: Quantity and value of cash purchase; consumption out of home-grown stock; and total consumption of different items of food, pan, tobacco, intoxicants and fuel & light per person for a period of 30 days**

| Uttar Pradesh |                      | Rural          |            |                                     |            |                   |            |                            |            |
|---------------|----------------------|----------------|------------|-------------------------------------|------------|-------------------|------------|----------------------------|------------|
| item code     | item                 | cash purchase  |            | consumption out of home-grown stock |            | total consumption |            | hhs. reporting consumption |            |
|               |                      | quantity (kg@) | value (Rs) | quantity (kg@)                      | value (Rs) | quantity (kg@)    | value (Rs) | estd. no. per 1000         | sample no. |
| (1)           | (2)                  | (3)            | (4)        | (5)                                 | (6)        | (7)               | (8)        | (9)                        | (10)       |
| 102           | * rice               | 1.46           | 8.61       | 2.19                                | 11.75      | 3.91              | 21.79      | 888                        | 8100       |
| 112           | * atta               | 0.45           | 2.04       | 5.26                                | 18.91      | 8.87              | 33.36      | 930                        | 8412       |
| 190           | gram (whole grain)   | 0.03           | 0.36       | 0.03                                | 0.30       | 0.06              | 0.64       | 133                        | 1516       |
| 210           | * arhar (tur)        | 0.27           | 4.28       | 0.15                                | 2.12       | 0.43              | 6.58       | 759                        | 7028       |
| 212           | * gram (split)       | 0.03           | 0.38       | 0.02                                | 0.21       | 0.05              | 0.61       | 171                        | 1750       |
| 214           | * moong              | 0.02           | 0.33       | 0.01                                | 0.14       | 0.03              | 0.48       | 152                        | 1442       |
| 216           | * masur              | 0.10           | 1.22       | 0.04                                | 0.42       | 0.14              | 1.65       | 419                        | 3757       |
| 220           | * urd                | 0.13           | 1.67       | 0.05                                | 0.58       | 0.19              | 2.26       | 540                        | 4904       |
| 230           | milk: liquid (litre) | 0.76           | 5.12       | 4.65                                | 27.36      | 5.44              | 32.65      | 715                        | 6727       |
| 234           | ghee                 | 0.01           | 0.98       | 0.00                                | 0.22       | 0.01              | 1.29       | 78                         | 783        |
| 240           | * vanaspati          | 0.05           | 1.83       | 0.00                                | 0.04       | 0.05              | 1.79       | 239                        | 2466       |
| 243           | * mustard oil        | 0.22           | 6.62       | 0.12                                | 3.12       | 0.33              | 9.64       | 971                        | 8758       |
| 245           | * groundnut oil      | 0.00           | 0.02       | 0.00                                | 0.00       | 0.00              | 0.02       | 1                          | 8          |
| 247           | * coconut oil        | 0.00           | 0.00       | 0.00                                | 0.00       | 0.00              | 0.00       | 0                          | 1          |
| 255           | * refined oil        | 0.00           | 0.03       | 0.00                                | 0.00       | 0.00              | 0.03       | 3                          | 28         |
| 270           | goat meat            | 0.05           | 2.40       | 0.00                                | 0.05       | 0.05              | 2.47       | 214                        | 2033       |
| 271           | mutton               | 0.00           | 0.02       | 0.00                                | 0.00       | 0.00              | 0.02       | 1                          | 5          |
| 272           | beef                 | 0.00           | 0.01       | 0.00                                | 0.00       | 0.00              | 0.01       | 1                          | 11         |
| 274           | buffalo meat         | 0.06           | 0.68       | 0.00                                | 0.00       | 0.06              | 0.67       | 61                         | 525        |
| 280           | chicken              | 0.00           | 0.09       | 0.00                                | 0.04       | 0.00              | 0.13       | 9                          | 110        |
| 282           | eggs (no.)           | 0.16           | 0.25       | 0.04                                | 0.06       | 0.21              | 0.31       | 71                         | 712        |
| 284           | \$ fish              | 0.02           | 0.52       | 0.00                                | 0.07       | 0.04              | 0.82       | 99                         | 916        |
| 290           | potato               | 1.75           | 4.91       | 0.61                                | 1.10       | 2.36              | 6.01       | 984                        | 8882       |
| 291           | onion                | 0.35           | 1.57       | 0.05                                | 0.14       | 0.39              | 1.71       | 844                        | 7705       |
| 310           | cauliflower          | 0.28           | 0.75       | 0.01                                | 0.03       | 0.29              | 0.78       | 377                        | 3490       |
| 311           | cabbage              | 0.09           | 0.21       | 0.00                                | 0.01       | 0.10              | 0.21       | 177                        | 1651       |
| 312           | brinjal              | 0.29           | 0.74       | 0.02                                | 0.05       | 0.31              | 0.79       | 608                        | 5553       |
| 313           | lady's finger        | 0.08           | 0.35       | 0.01                                | 0.04       | 0.10              | 0.38       | 228                        | 2210       |
| 314           | palak                | 0.11           | 0.24       | 0.03                                | 0.06       | 0.15              | 0.30       | 293                        | 2805       |
| 317           | tomato               | 0.23           | 1.07       | 0.02                                | 0.05       | 0.25              | 1.13       | 538                        | 5090       |
| 321           | chilli (green)       | 0.09           | 0.67       | 0.01                                | 0.04       | 0.10              | 0.71       | 817                        | 7484       |
| 325           | lemon (no.)          | 0.40           | 0.20       | 0.01                                | 0.01       | 0.41              | 0.21       | 200                        | 2069       |
| 340           | banana (no.)         | 1.62           | 0.87       | 0.01                                | 0.01       | 1.64              | 0.88       | 343                        | 3485       |
| 344           | coconut (no.)        | 0.00           | 0.01       | 0.00                                | 0.00       | 0.00              | 0.01       | 5                          | 61         |
| 350           | mango                | 0.02           | 0.17       | 0.01                                | 0.04       | 0.03              | 0.21       | 41                         | 405        |
| 355           | apple                | 0.03           | 0.44       | 0.00                                | 0.00       | 0.03              | 0.45       | 115                        | 1357       |
| 361           | groundnut            | 0.02           | 0.35       | 0.00                                | 0.04       | 0.02              | 0.40       | 137                        | 1361       |
| 370           | * sugar (crystal)    | 0.52           | 6.03       | 0.00                                | 0.00       | 0.52              | 5.97       | 599                        | 5636       |
| 373           | \$ gur               | 0.28           | 2.23       | 0.10                                | 0.69       | 0.37              | 2.90       | 571                        | 5246       |
| 390           | turmeric (gm)        | 33.92          | 0.99       | 0.45                                | 0.01       | 35.63             | 1.04       | 826                        | 7553       |

@ Quantity unit kg unless otherwise specified; \* cols. 9,10 exclude consumption out of public distrn. system purchases  
\$ cols. 9,10 relate to fresh fish for item 284 and gur(cane) for item 373

**Table 1: Quantity and value of cash purchase; consumption out of home-grown stock; and total consumption of different items of food, pan, tobacco, intoxicants and fuel & light per person for a period of 30 days**

| Uttar Pradesh |                           |                |            | Rural                               |            |                   |            |                            |            |
|---------------|---------------------------|----------------|------------|-------------------------------------|------------|-------------------|------------|----------------------------|------------|
| item code     | item                      | cash purchase  |            | consumption out of home-grown stock |            | total consumption |            | hhs. reporting consumption |            |
|               |                           | quantity (kg@) | value (Rs) | quantity (kg@)                      | value (Rs) | quantity (kg@)    | value (Rs) | estd. no. per 1000         | sample no. |
| (1)           | (2)                       | (3)            | (4)        | (5)                                 | (6)        | (7)               | (8)        | (9)                        | (10)       |
| 391           | black pepper (gm)         | 6.25           | 0.42       | 0.00                                | 0.00       | 6.55              | 0.43       | 436                        | 4202       |
| 392           | dry chillies (gm)         | 41.96          | 1.23       | 2.54                                | 0.06       | 46.23             | 1.32       | 768                        | 7014       |
| 393           | garlic (gm)               | 24.05          | 0.53       | 5.95                                | 0.10       | 31.98             | 0.65       | 656                        | 6070       |
| 394           | tamarind (gm)             | 0.20           | 0.00       | 0.03                                | 0.00       | 0.25              | 0.00       | 6                          | 70         |
| 395           | ginger (gm)               | 8.09           | 0.16       | 0.13                                | 0.00       | 8.39              | 0.16       | 209                        | 2164       |
| 400           | tea (no. of cups)         | 1.67           | 1.40       | 0.02                                | 0.01       | 1.80              | 1.50       | 315                        | 3099       |
| 401           | tea: leaf (gm)            | 24.50          | 2.05       | 0.00                                | 0.00       | 24.14             | 2.00       | 603                        | 5832       |
| 402           | coffee (no. of cups)      | 0.00           | 0.00       | 0.00                                | 0.00       | 0.00              | 0.00       | 0                          | 3          |
| 403           | coffee powder (gm)        | 0.06           | 0.01       | 0.00                                | 0.00       | 0.06              | 0.01       | 2                          | 18         |
| 410           | biscuit and confectionery | -              | 1.15       | -                                   | 0.00       | -                 | 1.16       | 504                        | 4911       |
| 411           | salted refreshments       | -              | 0.91       | -                                   | 0.00       | -                 | 0.93       | 369                        | 3752       |
| 412           | prepared sweets           | -              | 1.24       | -                                   | 0.01       | -                 | 1.33       | 298                        | 2980       |
| 431           | pan: finished (no.)       | 0.99           | 0.62       | 0.01                                | 0.01       | 1.02              | 0.63       | 134                        | 1373       |
| 440           | bidi (no.)                | 54.80          | 4.02       | 0.03                                | 0.00       | 54.94             | 4.01       | 548                        | 4831       |
| 441           | cigarettes (no.)          | 0.26           | 0.15       | 0.00                                | 0.00       | 0.26              | 0.15       | 23                         | 272        |
| 461           | firewood & chips          | 1.31           | 1.00       | 6.21                                | 4.04       | 12.54             | 7.94       | 880                        | 7948       |
| 462           | electricity (st. unit)    | 0.37           | 0.74       | 0.00                                | 0.03       | 0.43              | 0.85       | 152                        | 1734       |
| 463           | dung cake                 | -              | 0.30       | -                                   | 5.58       | -                 | 6.45       | 849                        | 7656       |
| 464 *         | kerosene (ltr)            | 0.60           | 2.60       | 0.00                                | 0.00       | 0.58              | 2.52       | 498                        | 4354       |
| 466           | matches (box)             | 2.13           | 0.58       | 0.00                                | 0.00       | 2.12              | 0.58       | 974                        | 8777       |
| 472           | LPG (kg)                  | 0.03           | 0.19       | 0.00                                | 0.00       | 0.03              | 0.20       | 12                         | 161        |

@ Quantity unit kg unless otherwise specified; \* cols. 9,10 exclude consumption out of public distn. system purchases  
\$ cols. 9,10 relate to fresh fish for item 284 and gur(cane) for item 373

**Table 1: Quantity and value of cash purchase; consumption out of home-grown stock; and total consumption of different items of food, pan, tobacco, intoxicants and fuel & light per person for a period of 30 days**

| West Bengal |                      | Rural          |            |                                     |            |                   |            |                            |            |
|-------------|----------------------|----------------|------------|-------------------------------------|------------|-------------------|------------|----------------------------|------------|
| item code   | item                 | cash purchase  |            | consumption out of home-grown stock |            | total consumption |            | hhs. reporting consumption |            |
|             |                      | quantity (kg@) | value (Rs) | quantity (kg@)                      | value (Rs) | quantity (kg@)    | value (Rs) | estd. no. per 1000         | sample no. |
| (1)         | (2)                  | (3)            | (4)        | (5)                                 | (6)        | (7)               | (8)        | (9)                        | (10)       |
| 102 *       | rice                 | 6.89           | 43.97      | 5.20                                | 31.37      | 12.59             | 77.99      | 988                        | 4436       |
| 112 *       | atta                 | 0.64           | 3.64       | 0.16                                | 0.71       | 1.07              | 5.45       | 458                        | 2153       |
| 190         | gram (whole grain)   | 0.01           | 0.14       | 0.00                                | 0.01       | 0.01              | 0.15       | 56                         | 318        |
| 210 *       | arhar (tur)          | 0.00           | 0.03       | 0.00                                | 0.01       | 0.00              | 0.03       | 13                         | 77         |
| 212 *       | gram (split)         | 0.00           | 0.05       | 0.00                                | 0.03       | 0.01              | 0.08       | 32                         | 190        |
| 214 *       | moong                | 0.05           | 0.93       | 0.00                                | 0.02       | 0.06              | 0.94       | 266                        | 1393       |
| 216 *       | masur                | 0.25           | 3.38       | 0.01                                | 0.11       | 0.26              | 3.46       | 846                        | 3849       |
| 220 *       | urd                  | 0.03           | 0.40       | 0.01                                | 0.13       | 0.05              | 0.53       | 203                        | 960        |
| 230         | milk: liquid (litre) | 0.49           | 3.31       | 1.04                                | 6.11       | 1.54              | 9.47       | 437                        | 2232       |
| 234         | ghee                 | 0.00           | 0.15       | 0.00                                | 0.07       | 0.00              | 0.23       | 34                         | 240        |
| 240 *       | vanaspati            | 0.00           | 0.13       | 0.00                                | 0.00       | 0.00              | 0.12       | 38                         | 246        |
| 243 *       | mustard oil          | 0.32           | 10.31      | 0.02                                | 0.69       | 0.34              | 10.94      | 976                        | 4384       |
| 245 *       | groundnut oil        | 0.00           | 0.07       | 0.00                                | 0.00       | 0.00              | 0.07       | 4                          | 19         |
| 247 *       | coconut oil          | 0.00           | 0.00       | 0.00                                | 0.00       | 0.00              | 0.00       | 0                          | 2          |
| 255 *       | refined oil          | 0.00           | 0.03       | 0.00                                | 0.00       | 0.00              | 0.03       | 4                          | 29         |
| 270         | goat meat            | 0.04           | 2.06       | 0.00                                | 0.00       | 0.04              | 2.06       | 188                        | 1041       |
| 271         | mutton               | 0.00           | 0.08       | 0.00                                | 0.00       | 0.00              | 0.08       | 8                          | 42         |
| 272         | beef                 | 0.06           | 1.15       | 0.00                                | 0.00       | 0.06              | 1.16       | 135                        | 611        |
| 274         | buffalo meat         | 0.00           | 0.03       | 0.00                                | 0.00       | 0.00              | 0.03       | 4                          | 20         |
| 280         | chicken              | 0.02           | 0.75       | 0.01                                | 0.53       | 0.03              | 1.29       | 131                        | 678        |
| 282         | eggs (no.)           | 0.91           | 1.13       | 0.78                                | 0.86       | 1.69              | 2.00       | 567                        | 2656       |
| 284 \$      | fish                 | 0.38           | 8.69       | 0.09                                | 1.75       | 0.54              | 11.50      | 907                        | 4111       |
| 290         | potato               | 2.03           | 6.11       | 0.34                                | 0.75       | 2.40              | 6.90       | 991                        | 4446       |
| 291         | onion                | 0.33           | 1.97       | 0.02                                | 0.07       | 0.35              | 2.04       | 957                        | 4312       |
| 310         | cauliflower          | 0.18           | 0.54       | 0.01                                | 0.02       | 0.19              | 0.56       | 242                        | 1134       |
| 311         | cabbage              | 0.34           | 0.61       | 0.02                                | 0.03       | 0.37              | 0.65       | 367                        | 1709       |
| 312         | brinjal              | 0.38           | 1.38       | 0.07                                | 0.20       | 0.45              | 1.59       | 760                        | 3489       |
| 313         | lady's finger        | 0.14           | 0.55       | 0.02                                | 0.07       | 0.16              | 0.62       | 382                        | 1759       |
| 314         | palak                | 0.12           | 0.22       | 0.03                                | 0.04       | 0.15              | 0.26       | 226                        | 1079       |
| 317         | tomato               | 0.12           | 0.33       | 0.02                                | 0.02       | 0.13              | 0.36       | 298                        | 1457       |
| 321         | chilli (green)       | 0.10           | 0.85       | 0.01                                | 0.06       | 0.11              | 0.92       | 920                        | 4136       |
| 325         | lemon (no.)          | 0.45           | 0.18       | 0.03                                | 0.01       | 0.49              | 0.20       | 279                        | 1430       |
| 340         | banana (no.)         | 1.79           | 0.86       | 0.29                                | 0.11       | 2.09              | 0.98       | 462                        | 2296       |
| 344         | coconut (no.)        | 0.03           | 0.16       | 0.05                                | 0.18       | 0.08              | 0.35       | 122                        | 658        |
| 350         | mango                | 0.04           | 0.37       | 0.00                                | 0.03       | 0.05              | 0.41       | 89                         | 446        |
| 355         | apple                | 0.04           | 0.52       | 0.00                                | 0.00       | 0.04              | 0.53       | 166                        | 909        |
| 361         | groundnut            | 0.00           | 0.02       | 0.00                                | 0.00       | 0.00              | 0.03       | 25                         | 147        |
| 370 *       | sugar (crystal)      | 0.36           | 3.82       | 0.00                                | 0.00       | 0.36              | 3.78       | 487                        | 2384       |
| 373 \$      | gur                  | 0.06           | 0.57       | 0.00                                | 0.05       | 0.06              | 0.62       | 214                        | 1017       |
| 390         | turmeric (gm)        | 38.18          | 1.20       | 1.45                                | 0.04       | 39.71             | 1.24       | 991                        | 4447       |

@ Quantity unit kg unless otherwise specified; \* cols. 9,10 exclude consumption out of public distrn. system purchases  
\$ cols. 9,10 relate to fresh fish for item 284 and gur(cane) for item 373

**Table 1: Quantity and value of cash purchase; consumption out of home-grown stock; and total consumption of different items of food, pan, tobacco, intoxicants and fuel & light per person for a period of 30 days**

| West Bengal |                           |                |            | Rural                               |            |                   |            |                            |            |
|-------------|---------------------------|----------------|------------|-------------------------------------|------------|-------------------|------------|----------------------------|------------|
| item code   | item                      | cash purchase  |            | consumption out of home-grown stock |            | total consumption |            | hhs. reporting consumption |            |
|             |                           | quantity (kg@) | value (Rs) | quantity (kg@)                      | value (Rs) | quantity (kg@)    | value (Rs) | estd. no. per 1000         | sample no. |
| (1)         | (2)                       | (3)            | (4)        | (5)                                 | (6)        | (7)               | (8)        | (9)                        | (10)       |
| 391         | black pepper (gm)         | 0.89           | 0.06       | 0.00                                | 0.00       | 0.90              | 0.06       | 77                         | 435        |
| 392         | dry chillies (gm)         | 19.19          | 0.61       | 1.20                                | 0.03       | 20.39             | 0.63       | 866                        | 3934       |
| 393         | garlic (gm)               | 15.07          | 0.37       | 0.83                                | 0.02       | 15.87             | 0.38       | 691                        | 3182       |
| 394         | tamarind (gm)             | 2.09           | 0.02       | 1.13                                | 0.01       | 3.55              | 0.03       | 76                         | 366        |
| 395         | ginger (gm)               | 39.65          | 0.81       | 0.30                                | 0.01       | 39.84             | 0.81       | 857                        | 3930       |
| 400         | tea (no. of cups)         | 3.58           | 2.21       | 0.02                                | 0.01       | 3.81              | 2.33       | 541                        | 2513       |
| 401         | tea: leaf (gm)            | 22.77          | 1.55       | 0.31                                | 0.02       | 24.59             | 1.65       | 622                        | 2981       |
| 402         | coffee (no. of cups)      | 0.00           | 0.00       | 0.00                                | 0.00       | 0.00              | 0.00       | 0                          | 1          |
| 403         | coffee powder (gm)        | 0.01           | 0.00       | 0.00                                | 0.00       | 0.01              | 0.00       | 1                          | 6          |
| 410         | biscuit and confectionery | -              | 1.63       | -                                   | 0.00       | -                 | 1.63       | 693                        | 3251       |
| 411         | salted refreshments       | -              | 0.72       | -                                   | 0.00       | -                 | 0.73       | 427                        | 2021       |
| 412         | prepared sweets           | -              | 0.98       | -                                   | 0.01       | -                 | 0.99       | 311                        | 1592       |
| 431         | pan: finished (no.)       | 0.80           | 0.36       | 0.00                                | 0.00       | 0.82              | 0.36       | 153                        | 746        |
| 440         | bidi (no.)                | 64.15          | 4.16       | 0.19                                | 0.01       | 65.96             | 4.26       | 700                        | 3076       |
| 441         | cigarettes (no.)          | 0.88           | 0.52       | 0.00                                | 0.00       | 0.89              | 0.52       | 70                         | 431        |
| 461         | firewood & chips          | 1.97           | 1.51       | 4.82                                | 3.09       | 12.36             | 7.85       | 731                        | 3309       |
| 462         | electricity (st. unit)    | 0.90           | 0.77       | 0.01                                | 0.02       | 0.93              | 0.81       | 110                        | 697        |
| 463         | dung cake                 | -              | 0.48       | -                                   | 2.18       | -                 | 3.51       | 738                        | 3322       |
| 464 *       | kerosene (ltr)            | 0.84           | 3.12       | 0.00                                | 0.00       | 0.82              | 3.11       | 346                        | 1558       |
| 466         | matches (box)             | 1.57           | 0.52       | 0.00                                | 0.00       | 1.56              | 0.52       | 977                        | 4372       |
| 472         | LPG (kg)                  | 0.01           | 0.05       | 0.00                                | 0.00       | 0.01              | 0.05       | 3                          | 31         |

@ Quantity unit kg unless otherwise specified; \* cols. 9,10 exclude consumption out of public distn. system purchases  
\$ cols. 9,10 relate to fresh fish for item 284 and gur(cane) for item 373

**Table 1: Quantity and value of cash purchase; consumption out of home-grown stock; and total consumption of different items of food, pan, tobacco, intoxicants and fuel & light per person for a period of 30 days**

| A & N Islands |                      | Rural          |            |                                     |            |                   |            |                            |            |
|---------------|----------------------|----------------|------------|-------------------------------------|------------|-------------------|------------|----------------------------|------------|
| item code     | item                 | cash purchase  |            | consumption out of home-grown stock |            | total consumption |            | hhs. reporting consumption |            |
|               |                      | quantity (kg@) | value (Rs) | quantity (kg@)                      | value (Rs) | quantity (kg@)    | value (Rs) | estd. no. per 1000         | sample no. |
| (1)           | (2)                  | (3)            | (4)        | (5)                                 | (6)        | (7)               | (8)        | (9)                        | (10)       |
| 102           | * rice               | 7.47           | 54.86      | 1.97                                | 13.57      | 9.68              | 70.05      | 797                        | 412        |
| 112           | * atta               | 1.53           | 8.15       | 0.00                                | 0.00       | 1.72              | 9.09       | 522                        | 260        |
| 190           | gram (whole grain)   | 0.06           | 0.88       | 0.00                                | 0.00       | 0.06              | 0.85       | 222                        | 123        |
| 210           | * arhar (tur)        | 0.37           | 7.00       | 0.00                                | 0.03       | 0.38              | 7.16       | 537                        | 278        |
| 212           | * gram (split)       | 0.00           | 0.06       | 0.00                                | 0.00       | 0.00              | 0.06       | 19                         | 12         |
| 214           | * moong              | 0.14           | 2.42       | 0.07                                | 0.63       | 0.21              | 3.06       | 391                        | 215        |
| 216           | * masur              | 0.22           | 3.13       | 0.00                                | 0.00       | 0.22              | 3.12       | 440                        | 241        |
| 220           | * urd                | 0.09           | 1.44       | 0.03                                | 0.34       | 0.13              | 1.84       | 274                        | 149        |
| 230           | milk: liquid (litre) | 0.68           | 6.08       | 0.95                                | 7.09       | 1.63              | 13.24      | 287                        | 161        |
| 234           | ghee                 | 0.00           | 0.16       | 0.00                                | 0.04       | 0.00              | 0.24       | 24                         | 18         |
| 240           | * vanaspati          | 0.04           | 1.86       | 0.00                                | 0.00       | 0.04              | 1.83       | 149                        | 93         |
| 243           | * mustard oil        | 0.39           | 16.78      | 0.00                                | 0.00       | 0.39              | 16.53      | 626                        | 324        |
| 245           | * groundnut oil      | 0.09           | 3.96       | 0.00                                | 0.00       | 0.09              | 3.94       | 173                        | 85         |
| 247           | * coconut oil        | 0.01           | 0.33       | 0.07                                | 2.43       | 0.07              | 2.82       | 88                         | 59         |
| 255           | * refined oil        | 0.04           | 1.86       | 0.00                                | 0.00       | 0.03              | 1.68       | 71                         | 46         |
| 270           | goat meat            | 0.02           | 1.03       | 0.01                                | 0.45       | 0.03              | 1.58       | 89                         | 51         |
| 271           | mutton               | 0.02           | 1.10       | 0.00                                | 0.06       | 0.02              | 1.16       | 37                         | 17         |
| 272           | beef                 | 0.01           | 0.20       | 0.00                                | 0.00       | 0.01              | 0.23       | 17                         | 10         |
| 280           | chicken              | 0.09           | 3.58       | 0.11                                | 4.23       | 0.20              | 7.82       | 437                        | 247        |
| 282           | eggs (no.)           | 1.63           | 2.82       | 1.70                                | 2.68       | 3.35              | 5.52       | 618                        | 331        |
| 284           | \$ fish              | 0.85           | 15.53      | 0.01                                | 0.10       | 1.40              | 23.56      | 808                        | 423        |
| 290           | potato               | 0.61           | 4.58       | 0.00                                | 0.00       | 0.61              | 4.57       | 778                        | 406        |
| 291           | onion                | 0.52           | 5.32       | 0.00                                | 0.00       | 0.51              | 5.29       | 818                        | 430        |
| 310           | cauliflower          | 0.03           | 0.30       | 0.00                                | 0.01       | 0.03              | 0.31       | 76                         | 41         |
| 311           | cabbage              | 0.09           | 1.26       | 0.00                                | 0.00       | 0.09              | 1.27       | 288                        | 165        |
| 312           | brinjal              | 0.28           | 2.17       | 0.08                                | 0.35       | 0.37              | 2.55       | 759                        | 393        |
| 313           | lady's finger        | 0.23           | 2.01       | 0.04                                | 0.19       | 0.27              | 2.21       | 602                        | 317        |
| 314           | palak                | 0.01           | 0.08       | 0.00                                | 0.00       | 0.01              | 0.08       | 37                         | 15         |
| 317           | tomato               | 0.10           | 1.56       | 0.00                                | 0.05       | 0.11              | 1.61       | 358                        | 190        |
| 321           | chilli (green)       | 0.05           | 1.25       | 0.02                                | 0.29       | 0.07              | 1.56       | 808                        | 420        |
| 325           | lemon (no.)          | 0.23           | 0.16       | 0.14                                | 0.07       | 0.37              | 0.23       | 151                        | 85         |
| 340           | banana (no.)         | 4.70           | 1.67       | 6.54                                | 1.79       | 11.62             | 3.59       | 842                        | 424        |
| 344           | coconut (no.)        | 0.39           | 2.12       | 0.72                                | 2.29       | 1.23              | 4.97       | 555                        | 306        |
| 350           | mango                | 0.04           | 0.31       | 0.06                                | 0.26       | 0.11              | 0.62       | 130                        | 71         |
| 355           | apple                | 0.03           | 0.77       | 0.00                                | 0.00       | 0.03              | 0.80       | 113                        | 63         |
| 361           | groundnut            | 0.01           | 0.16       | 0.00                                | 0.00       | 0.01              | 0.15       | 45                         | 27         |
| 370           | * sugar (crystal)    | 0.84           | 9.71       | 0.00                                | 0.00       | 0.83              | 9.63       | 695                        | 373        |
| 373           | \$ gur               | 0.01           | 0.16       | 0.01                                | 0.09       | 0.02              | 0.24       | 56                         | 29         |
| 390           | turmeric (gm)        | 42.83          | 1.88       | 1.74                                | 0.06       | 44.18             | 1.92       | 880                        | 456        |

@ Quantity unit kg unless otherwise specified; \* cols. 9,10 exclude consumption out of public distn. system purchases  
\$ cols. 9,10 relate to fresh fish for item 284 and gur(cane) for item 373

**Table 1: Quantity and value of cash purchase; consumption out of home-grown stock; and total consumption of different items of food, pan, tobacco, intoxicants and fuel & light per person for a period of 30 days**

| A & N Islands |                           | Rural          |            |                                     |            |                   |            |                            |            |
|---------------|---------------------------|----------------|------------|-------------------------------------|------------|-------------------|------------|----------------------------|------------|
| item code     | item                      | cash purchase  |            | consumption out of home-grown stock |            | total consumption |            | hhs. reporting consumption |            |
|               |                           | quantity (kg@) | value (Rs) | quantity (kg@)                      | value (Rs) | quantity (kg@)    | value (Rs) | estd. no. per 1000         | sample no. |
| (1)           | (2)                       | (3)            | (4)        | (5)                                 | (6)        | (7)               | (8)        | (9)                        | (10)       |
| 391           | black pepper (gm)         | 8.49           | 0.51       | 0.18                                | 0.01       | 9.03              | 0.54       | 441                        | 241        |
| 392           | dry chillies (gm)         | 59.54          | 1.93       | 2.51                                | 0.07       | 61.75             | 1.98       | 854                        | 444        |
| 393           | garlic (gm)               | 41.76          | 1.38       | 0.00                                | 0.00       | 41.62             | 1.38       | 845                        | 443        |
| 394           | tamarind (gm)             | 43.41          | 1.13       | 2.04                                | 0.03       | 49.35             | 1.24       | 511                        | 256        |
| 395           | ginger (gm)               | 20.38          | 0.79       | 0.61                                | 0.02       | 21.12             | 0.80       | 534                        | 290        |
| 400           | tea (no. of cups)         | 13.12          | 12.95      | 0.00                                | 0.00       | 13.19             | 13.02      | 821                        | 415        |
| 401           | tea: leaf (gm)            | 68.82          | 5.75       | 0.00                                | 0.00       | 68.00             | 5.67       | 770                        | 410        |
| 402           | coffee (no. of cups)      | 0.04           | 0.02       | 0.00                                | 0.00       | 0.04              | 0.02       | 3                          | 2          |
| 403           | coffee powder (gm)        | 5.78           | 0.55       | 0.00                                | 0.00       | 5.74              | 0.55       | 122                        | 67         |
| 410           | biscuit and confectionery | -              | 4.28       | -                                   | 0.05       | -                 | 4.39       | 693                        | 359        |
| 411           | salted refreshments       | -              | 2.28       | -                                   | 0.00       | -                 | 2.28       | 460                        | 238        |
| 412           | prepared sweets           | -              | 1.29       | -                                   | 0.00       | 0.00              | 1.34       | 277                        | 139        |
| 431           | pan: finished (no.)       | 12.26          | 8.81       | 0.22                                | 0.12       | 12.50             | 8.94       | 507                        | 264        |
| 440           | bidi (no.)                | 24.19          | 2.32       | 0.00                                | 0.00       | 24.09             | 2.31       | 240                        | 122        |
| 441           | cigarettes (no.)          | 4.23           | 2.72       | 0.00                                | 0.00       | 4.29              | 2.72       | 115                        | 70         |
| 461           | firewood & chips          | 3.88           | 1.44       | 1.45                                | 0.35       | 34.50             | 7.98       | 782                        | 405        |
| 462           | electricity (st. unit)    | 5.99           | 4.75       | 0.00                                | 0.00       | 6.23              | 4.93       | 708                        | 362        |
| 463           | dung cake                 | -              | 0.00       | -                                   | 0.00       | -                 | 0.00       | 0                          | 1          |
| 464 *         | kerosene (ltr)            | 1.11           | 4.33       | 0.00                                | 0.00       | 1.11              | 4.31       | 257                        | 124        |
| 466           | matches (box)             | 1.97           | 0.89       | 0.00                                | 0.00       | 1.88              | 0.85       | 915                        | 469        |
| 472           | LPG (kg)                  | 0.04           | 0.28       | 0.00                                | 0.00       | 0.03              | 0.27       | 13                         | 10         |

@ Quantity unit kg unless otherwise specified; \* cols. 9,10 exclude consumption out of public distn. system purchases  
\$ cols. 9,10 relate to fresh fish for item 284 and gur(cane) for item 373

**Table 1: Quantity and value of cash purchase; consumption out of home-grown stock; and total consumption of different items of food, pan, tobacco, intoxicants and fuel & light per person for a period of 30 days**

| Chandigarh |                      | Rural          |            |                                     |            |                   |            |                            |            |
|------------|----------------------|----------------|------------|-------------------------------------|------------|-------------------|------------|----------------------------|------------|
| item code  | item                 | cash purchase  |            | consumption out of home-grown stock |            | total consumption |            | hhs. reporting consumption |            |
|            |                      | quantity (kg@) | value (Rs) | quantity (kg@)                      | value (Rs) | quantity (kg@)    | value (Rs) | estd. no. per 1000         | sample no. |
| (1)        | (2)                  | (3)            | (4)        | (5)                                 | (6)        | (7)               | (8)        | (9)                        | (10)       |
| 102 *      | rice                 | 2.05           | 15.41      | 0.00                                | 0.00       | 2.08              | 15.59      | 761                        | 62         |
| 112 *      | atta                 | 5.31           | 27.77      | 0.39                                | 1.49       | 6.83              | 33.61      | 890                        | 72         |
| 190        | gram (whole grain)   | 0.16           | 2.61       | 0.00                                | 0.00       | 0.16              | 2.57       | 656                        | 54         |
| 210 *      | arhar (tur)          | 0.05           | 0.94       | 0.00                                | 0.00       | 0.05              | 0.94       | 244                        | 17         |
| 212 *      | gram (split)         | 0.09           | 1.58       | 0.00                                | 0.00       | 0.09              | 1.57       | 480                        | 43         |
| 214 *      | moong                | 0.17           | 2.97       | 0.00                                | 0.00       | 0.16              | 2.89       | 845                        | 68         |
| 216 *      | masur                | 0.14           | 2.00       | 0.00                                | 0.00       | 0.14              | 1.99       | 803                        | 65         |
| 221 *      | urd                  | 0.12           | 1.80       | 0.00                                | 0.00       | 0.11              | 1.69       | 662                        | 53         |
| 230        | milk: liquid (litre) | 4.49           | 37.92      | 3.83                                | 27.03      | 8.64              | 67.11      | 904                        | 72         |
| 234        | ghee                 | 0.03           | 2.42       | 0.00                                | 0.22       | 0.03              | 2.97       | 115                        | 11         |
| 240 *      | vanaspati            | 0.30           | 11.38      | 0.00                                | 0.00       | 0.30              | 11.39      | 596                        | 50         |
| 243 *      | mustard oil          | 0.27           | 8.42       | 0.00                                | 0.00       | 0.27              | 8.40       | 659                        | 51         |
| 255 *      | refined oil          | 0.03           | 1.46       | 0.00                                | 0.00       | 0.03              | 1.46       | 49                         | 6          |
| 270        | goat meat            | 0.06           | 3.12       | 0.00                                | 0.00       | 0.06              | 3.12       | 327                        | 24         |
| 280        | chicken              | 0.02           | 0.87       | 0.00                                | 0.00       | 0.02              | 1.12       | 83                         | 6          |
| 282        | eggs (no.)           | 0.28           | 0.38       | 0.00                                | 0.00       | 0.31              | 0.38       | 109                        | 8          |
| 284 \$     | fish                 | 0.02           | 0.57       | 0.00                                | 0.00       | 0.02              | 0.57       | 91                         | 7          |
| 290        | potato               | 1.54           | 5.01       | 0.01                                | 0.03       | 1.54              | 5.04       | 922                        | 74         |
| 291        | onion                | 0.97           | 5.42       | 0.01                                | 0.04       | 0.99              | 5.54       | 922                        | 74         |
| 310        | cauliflower          | 0.32           | 0.93       | 0.00                                | 0.00       | 0.32              | 0.93       | 417                        | 36         |
| 311        | cabbage              | 0.11           | 0.44       | 0.00                                | 0.00       | 0.11              | 0.44       | 268                        | 21         |
| 312        | brinjal              | 0.21           | 0.75       | 0.00                                | 0.00       | 0.21              | 0.75       | 474                        | 39         |
| 313        | lady's finger        | 0.12           | 0.79       | 0.00                                | 0.00       | 0.12              | 0.79       | 303                        | 22         |
| 314        | palak                | 0.11           | 0.26       | 0.00                                | 0.00       | 0.11              | 0.26       | 277                        | 27         |
| 317        | tomato               | 0.51           | 2.61       | 0.00                                | 0.00       | 0.51              | 2.61       | 898                        | 72         |
| 321        | chilli (green)       | 0.05           | 0.59       | 0.00                                | 0.01       | 0.06              | 0.60       | 755                        | 60         |
| 325        | lemon (no.)          | 1.48           | 1.05       | 0.00                                | 0.00       | 1.48              | 1.05       | 381                        | 25         |
| 340        | banana (no.)         | 4.67           | 3.55       | 0.00                                | 0.00       | 4.64              | 3.52       | 837                        | 67         |
| 350        | mango                | 0.14           | 1.80       | 0.00                                | 0.00       | 0.14              | 1.80       | 221                        | 14         |
| 355        | apple                | 0.17           | 1.90       | 0.00                                | 0.00       | 0.17              | 2.02       | 346                        | 34         |
| 361        | groundnut            | 0.07           | 1.49       | 0.00                                | 0.00       | 0.07              | 1.49       | 393                        | 33         |
| 370 *      | sugar (crystal)      | 1.21           | 13.96      | 0.00                                | 0.00       | 1.20              | 13.99      | 873                        | 72         |
| 373 \$     | gur                  | 0.00           | 0.06       | 0.00                                | 0.00       | 0.00              | 0.06       | 15                         | 2          |
| 390        | turmeric (gm)        | 38.41          | 1.63       | 0.00                                | 0.00       | 40.03             | 1.71       | 931                        | 75         |
| 391        | black pepper (gm)    | 1.54           | 0.12       | 0.00                                | 0.00       | 1.53              | 0.12       | 92                         | 9          |
| 392        | dry chillies (gm)    | 32.96          | 2.02       | 0.00                                | 0.00       | 34.57             | 2.13       | 915                        | 74         |
| 393        | garlic (gm)          | 49.20          | 1.11       | 0.36                                | 0.01       | 40.78             | 1.09       | 709                        | 55         |
| 394        | tamarind (gm)        | 1.27           | 0.02       | 0.00                                | 0.00       | 1.27              | 0.02       | 33                         | 2          |

@ Quantity unit kg unless otherwise specified; \* cols. 9,10 exclude consumption out of public distn. system purchases  
\$ cols. 9,10 relate to fresh fish for item 284 and gur(cane) for item 373



**Table 1: Quantity and value of cash purchase; consumption out of home-grown stock; and total consumption of different items of food, pan, tobacco, intoxicants and fuel & light per person for a period of 30 days**

| Chandigarh |                           | Rural          |            |                                     |            |                   |            |                            |            |
|------------|---------------------------|----------------|------------|-------------------------------------|------------|-------------------|------------|----------------------------|------------|
| item code  | item                      | cash purchase  |            | consumption out of home-grown stock |            | total consumption |            | hhs. reporting consumption |            |
|            |                           | quantity (kg@) | value (Rs) | quantity (kg@)                      | value (Rs) | quantity (kg@)    | value (Rs) | estd. no. per 1000         | sample no. |
| (1)        | (2)                       | (3)            | (4)        | (5)                                 | (6)        | (7)               | (8)        | (9)                        | (10)       |
| 395        | ginger (gm)               | 103.99         | 1.86       | 0.00                                | 0.00       | 103.99            | 1.86       | 792                        | 66         |
| 400        | tea (no. of cups)         | 6.62           | 6.64       | 0.00                                | 0.00       | 6.73              | 6.75       | 667                        | 53         |
| 401        | tea: leaf (gm)            | 94.06          | 7.39       | 0.00                                | 0.00       | 94.58             | 7.43       | 908                        | 74         |
| 403        | coffee powder (gm)        | 0.17           | 0.10       | 0.00                                | 0.00       | 0.17              | 0.10       | 12                         | 1          |
| 410        | biscuit and confectionery | -              | 2.44       | -                                   | 0.00       | -                 | 2.80       | 734                        | 61         |
| 411        | salted refreshments       | -              | 2.79       | -                                   | 0.00       | -                 | 2.74       | 785                        | 64         |
| 412        | prepared sweets           | -              | 1.53       | -                                   | 0.00       | -                 | 1.60       | 296                        | 28         |
| 431        | pan: finished (no.)       | 0.39           | 0.64       | 0.00                                | 0.00       | 0.39              | 0.64       | 73                         | 5          |
| 440        | bidi (no.)                | 84.32          | 6.12       | 0.00                                | 0.00       | 84.32             | 6.12       | 392                        | 32         |
| 441        | cigarettes (no.)          | 0.15           | 0.15       | 0.00                                | 0.00       | 0.15              | 0.15       | 19                         | 1          |
| 461        | firewood & chips          | 2.10           | 1.68       | 0.00                                | 0.00       | 2.62              | 2.09       | 134                        | 15         |
| 462        | electricity (st. unit)    | 9.08           | 9.00       | 0.00                                | 0.00       | 9.09              | 9.05       | 722                        | 55         |
| 463        | dung cake                 | -              | 0.46       | -                                   | 1.61       | -                 | 2.11       | 176                        | 19         |
| 464 *      | kerosene (ltr)            | 3.48           | 10.01      | 0.00                                | 0.00       | 3.51              | 10.08      | 480                        | 36         |
| 466        | matches (box)             | 3.06           | 1.18       | 0.00                                | 0.00       | 3.02              | 1.18       | 898                        | 69         |
| 472        | LPG (kg)                  | 0.39           | 2.65       | 0.00                                | 0.00       | 0.45              | 2.96       | 122                        | 13         |

@ Quantity unit kg unless otherwise specified; \* cols. 9,10 exclude consumption out of public distn. system purchases  
\$ cols. 9,10 relate to fresh fish for item 284 and gur(cane) for item 373

**Table 1: Quantity and value of cash purchase; consumption out of home-grown stock; and total consumption of different items of food, pan, tobacco, intoxicants and fuel & light per person for a period of 30 days**

| Dadra & Nagar Haveli |                      | Rural          |            |                                     |            |                   |            |                            |            |
|----------------------|----------------------|----------------|------------|-------------------------------------|------------|-------------------|------------|----------------------------|------------|
| item code            | item                 | cash purchase  |            | consumption out of home-grown stock |            | total consumption |            | hhs. reporting consumption |            |
|                      |                      | quantity (kg@) | value (Rs) | quantity (kg@)                      | value (Rs) | quantity (kg@)    | value (Rs) | estd. no. per 1000         | sample no. |
| (1)                  | (2)                  | (3)            | (4)        | (5)                                 | (6)        | (7)               | (8)        | (9)                        | (10)       |
| 102 *                | rice                 | 2.53           | 15.09      | 2.13                                | 15.47      | 4.39              | 29.60      | 693                        | 174        |
| 112 *                | atta                 | 0.00           | 0.00       | 0.01                                | 0.06       | 1.57              | 6.40       | 150                        | 40         |
| 190                  | gram (whole grain)   | 0.05           | 0.63       | 0.00                                | 0.03       | 0.05              | 0.68       | 168                        | 46         |
| 210 *                | arhar (tur)          | 0.13           | 2.42       | 0.07                                | 1.07       | 0.20              | 3.56       | 636                        | 168        |
| 212 *                | gram (split)         | 0.04           | 0.71       | 0.00                                | 0.00       | 0.03              | 0.59       | 170                        | 43         |
| 214 *                | moong                | 0.07           | 1.30       | 0.00                                | 0.00       | 0.06              | 1.10       | 480                        | 122        |
| 216 *                | masur                | 0.00           | 0.07       | 0.00                                | 0.03       | 0.01              | 0.10       | 30                         | 8          |
| 220 *                | urd                  | 0.13           | 1.62       | 0.13                                | 1.68       | 0.25              | 3.18       | 833                        | 197        |
| 230                  | milk: liquid (litre) | 0.87           | 7.34       | 0.20                                | 1.31       | 1.08              | 8.76       | 264                        | 82         |
| 234                  | ghee                 | 0.00           | 0.11       | 0.00                                | 0.00       | 0.00              | 0.12       | 16                         | 6          |
| 240 *                | vanaspati            | 0.01           | 0.29       | 0.00                                | 0.00       | 0.01              | 0.25       | 38                         | 9          |
| 245 *                | groundnut oil        | 0.28           | 10.88      | 0.00                                | 0.00       | 0.31              | 12.11      | 742                        | 174        |
| 247 *                | coconut oil          | 0.00           | 0.09       | 0.00                                | 0.00       | 0.00              | 0.08       | 4                          | 3          |
| 255                  | refined oil          | 0.00           | 0.02       | 0.00                                | 0.00       | 0.00              | 0.02       | 6                          | 1          |
| 270                  | goat meat            | 0.04           | 1.87       | 0.00                                | 0.00       | 0.04              | 1.87       | 246                        | 66         |
| 280                  | chicken              | 0.01           | 0.36       | 0.02                                | 1.09       | 0.03              | 1.46       | 146                        | 40         |
| 282                  | eggs (no.)           | 0.09           | 0.14       | 0.25                                | 0.29       | 0.35              | 0.43       | 184                        | 48         |
| 284 \$               | fish                 | 0.29           | 5.33       | 0.02                                | 0.40       | 0.39              | 7.01       | 615                        | 148        |
| 290                  | potato               | 0.57           | 2.77       | 0.00                                | 0.00       | 0.54              | 2.61       | 947                        | 229        |
| 291                  | onion                | 0.35           | 2.00       | 0.00                                | 0.00       | 0.33              | 1.93       | 928                        | 225        |
| 310                  | cauliflower          | 0.01           | 0.08       | 0.00                                | 0.00       | 0.01              | 0.08       | 67                         | 23         |
| 311                  | cabbage              | 0.10           | 0.65       | 0.00                                | 0.00       | 0.10              | 0.65       | 370                        | 94         |
| 312                  | brinjal              | 0.38           | 1.80       | 0.00                                | 0.00       | 0.37              | 1.77       | 838                        | 203        |
| 313                  | lady's finger        | 0.05           | 0.34       | 0.03                                | 0.16       | 0.09              | 0.50       | 201                        | 57         |
| 314                  | palak                | 0.02           | 0.10       | 0.00                                | 0.01       | 0.03              | 0.11       | 85                         | 26         |
| 317                  | tomato               | 0.16           | 1.22       | 0.00                                | 0.00       | 0.16              | 1.21       | 639                        | 158        |
| 321                  | chilli (green)       | 0.10           | 1.57       | 0.00                                | 0.05       | 0.11              | 1.60       | 904                        | 222        |
| 325                  | lemon (no.)          | 0.45           | 0.26       | 0.00                                | 0.00       | 0.45              | 0.26       | 145                        | 41         |
| 340                  | banana (no.)         | 1.66           | 1.07       | 0.00                                | 0.00       | 1.66              | 1.07       | 578                        | 150        |
| 344                  | coconut (no.)        | 0.01           | 0.04       | 0.00                                | 0.00       | 0.01              | 0.04       | 23                         | 8          |
| 350                  | mango                | 0.04           | 0.42       | 0.00                                | 0.00       | 0.04              | 0.42       | 53                         | 16         |
| 355                  | apple                | 0.01           | 0.20       | 0.00                                | 0.00       | 0.01              | 0.20       | 98                         | 38         |
| 361                  | groundnut            | 0.01           | 0.23       | 0.00                                | 0.00       | 0.01              | 0.24       | 181                        | 54         |
| 370 *                | sugar (crystal)      | 0.32           | 3.55       | 0.00                                | 0.00       | 0.30              | 3.44       | 399                        | 107        |
| 373 \$               | gur                  | 0.09           | 1.22       | 0.00                                | 0.00       | 0.08              | 1.10       | 172                        | 44         |
| 390                  | turmeric (gm)        | 24.52          | 0.96       | 0.00                                | 0.00       | 27.51             | 1.06       | 963                        | 233        |
| 391                  | black pepper (gm)    | 0.10           | 0.01       | 0.00                                | 0.00       | 0.23              | 0.02       | 30                         | 9          |
| 392                  | dry chillies (gm)    | 32.03          | 1.48       | 0.22                                | 0.01       | 43.65             | 2.00       | 937                        | 227        |
| 393                  | garlic (gm)          | 33.43          | 0.90       | 0.00                                | 0.00       | 33.12             | 0.88       | 794                        | 198        |

@ Quantity unit kg unless otherwise specified; \* cols. 9,10 exclude consumption out of public distn. system purchases  
\$ cols. 9,10 relate to fresh fish for item 284 and gur(cane) for item 373

**Table 1: Quantity and value of cash purchase; consumption out of home-grown stock; and total consumption of different items of food, pan, tobacco, intoxicants and fuel & light per person for a period of 30 days**

| Dadra & Nagar Haveli |                           |                |            | Rural                               |            |                   |            |                            |            |
|----------------------|---------------------------|----------------|------------|-------------------------------------|------------|-------------------|------------|----------------------------|------------|
| item code            | item                      | cash purchase  |            | consumption out of home-grown stock |            | total consumption |            | hhs. reporting consumption |            |
|                      |                           | quantity (kg@) | value (Rs) | quantity (kg@)                      | value (Rs) | quantity (kg@)    | value (Rs) | estd. no. per 1000         | sample no. |
| (1)                  | (2)                       | (3)            | (4)        | (5)                                 | (6)        | (7)               | (8)        | (9)                        | (10)       |
| 394                  | tamarind (gm)             | 0.29           | 0.01       | 15.03                               | 0.16       | 19.19             | 0.21       | 350                        | 82         |
| 395                  | ginger (gm)               | 24.84          | 0.63       | 0.33                                | 0.00       | 25.69             | 0.70       | 608                        | 149        |
| 400                  | tea (no. of cups)         | 0.99           | 1.93       | 0.00                                | 0.00       | 1.08              | 2.12       | 299                        | 89         |
| 401                  | tea: leaf (gm)            | 32.45          | 2.83       | 0.00                                | 0.00       | 30.93             | 2.70       | 496                        | 139        |
| 403                  | coffee powder (gm)        | 0.06           | 0.02       | 0.00                                | 0.00       | 0.04              | 0.01       | 6                          | 1          |
| 410                  | biscuit and confectionery | -              | 1.56       | -                                   | 0.00       | -                 | 1.58       | 629                        | 148        |
| 411                  | salted refreshments       | -              | 2.89       | -                                   | 0.00       | -                 | 2.89       | 343                        | 94         |
| 412                  | prepared sweets           | -              | 0.32       | -                                   | 0.00       | -                 | 0.32       | 74                         | 19         |
| 431                  | pan: finished (no.)       | 0.07           | 0.10       | 0.00                                | 0.00       | 0.07              | 0.10       | 15                         | 3          |
| 440                  | bidi (no.)                | 26.48          | 2.24       | 0.00                                | 0.00       | 26.37             | 2.24       | 309                        | 78         |
| 441                  | cigarettes (no.)          | 0.29           | 0.24       | 0.00                                | 0.00       | 0.37              | 0.24       | 69                         | 20         |
| 461                  | firewood & chips          | 0.68           | 0.61       | 4.80                                | 2.66       | 14.06             | 9.70       | 907                        | 216        |
| 462                  | electricity (st. unit)    | 1.32           | 1.79       | 0.00                                | 0.00       | 1.32              | 1.90       | 571                        | 149        |
| 463                  | dung cake                 | -              | 0.01       | -                                   | 0.47       | -                 | 0.75       | 331                        | 76         |
| 464 *                | kerosene (ltr)            | 0.66           | 2.13       | 0.00                                | 0.00       | 0.57              | 1.85       | 715                        | 167        |
| 466                  | matches (box)             | 1.55           | 0.44       | 0.00                                | 0.00       | 1.46              | 0.41       | 952                        | 231        |
| 472                  | LPG (kg)                  | 0.04           | 0.26       | 0.00                                | 0.00       | 0.04              | 0.31       | 21                         | 14         |

@ Quantity unit kg unless otherwise specified; \* cols. 9,10 exclude consumption out of public distn. system purchases  
 \$ cols. 9,10 relate to fresh fish for item 284 and gur(cane) for item 373

**Table 1: Quantity and value of cash purchase; consumption out of home-grown stock; and total consumption of different items of food, pan, tobacco, intoxicants and fuel & light per person for a period of 30 days**

| Daman & Diu |                      | Rural          |            |                                     |            |                   |            |                            |            |
|-------------|----------------------|----------------|------------|-------------------------------------|------------|-------------------|------------|----------------------------|------------|
| item code   | item                 | cash purchase  |            | consumption out of home-grown stock |            | total consumption |            | hhs. reporting consumption |            |
|             |                      | quantity (kg@) | value (Rs) | quantity (kg@)                      | value (Rs) | quantity (kg@)    | value (Rs) | estd. no. per 1000         | sample no. |
| (1)         | (2)                  | (3)            | (4)        | (5)                                 | (6)        | (7)               | (8)        | (9)                        | (10)       |
| 102 *       | rice                 | 2.93           | 18.34      | 2.01                                | 17.31      | 5.02              | 37.61      | 795                        | 64         |
| 112 *       | atta                 | 0.05           | 0.20       | 0.00                                | 0.00       | 2.72              | 12.75      | 520                        | 39         |
| 190         | gram (whole grain)   | 0.03           | 0.42       | 0.00                                | 0.00       | 0.04              | 0.57       | 222                        | 23         |
| 210 *       | arhar (tur)          | 0.15           | 2.70       | 0.06                                | 0.91       | 0.23              | 3.97       | 823                        | 65         |
| 212 *       | gram (split)         | 0.02           | 0.32       | 0.00                                | 0.00       | 0.03              | 0.43       | 193                        | 23         |
| 214 *       | moong                | 0.19           | 3.21       | 0.00                                | 0.00       | 0.20              | 3.40       | 892                        | 72         |
| 216 *       | masur                | 0.00           | 0.00       | 0.00                                | 0.04       | 0.00              | 0.04       | 20                         | 1          |
| 220 *       | urd                  | 0.05           | 0.72       | 0.06                                | 0.71       | 0.11              | 1.46       | 438                        | 39         |
| 230         | milk: liquid (litre) | 2.56           | 20.66      | 0.73                                | 6.61       | 3.35              | 27.96      | 780                        | 67         |
| 234         | ghee                 | 0.05           | 4.77       | 0.00                                | 0.00       | 0.05              | 4.86       | 297                        | 33         |
| 240 *       | vanaspati            | 0.03           | 1.06       | 0.00                                | 0.00       | 0.02              | 0.97       | 39                         | 3          |
| 245 *       | groundnut oil        | 0.56           | 21.87      | 0.00                                | 0.00       | 0.70              | 25.99      | 913                        | 73         |
| 255 *       | refined oil          | 0.01           | 0.45       | 0.00                                | 0.00       | 0.01              | 0.36       | 12                         | 1          |
| 270         | goat meat            | 0.19           | 9.20       | 0.00                                | 0.00       | 0.20              | 9.49       | 708                        | 59         |
| 280         | chicken              | 0.01           | 0.77       | 0.02                                | 1.05       | 0.04              | 1.82       | 119                        | 11         |
| 282         | eggs (no.)           | 0.93           | 1.63       | 0.04                                | 0.09       | 0.90              | 1.56       | 232                        | 22         |
| 284 \$      | fish                 | 2.97           | 25.20      | 0.77                                | 5.44       | 4.12              | 34.45      | 906                        | 75         |
| 290         | potato               | 0.71           | 3.61       | 0.00                                | 0.00       | 0.71              | 3.62       | 987                        | 79         |
| 291         | onion                | 0.45           | 2.57       | 0.00                                | 0.00       | 0.44              | 2.56       | 987                        | 79         |
| 310         | cauliflower          | 0.06           | 0.54       | 0.00                                | 0.00       | 0.06              | 0.54       | 281                        | 24         |
| 311         | cabbage              | 0.27           | 2.06       | 0.00                                | 0.00       | 0.27              | 2.06       | 863                        | 68         |
| 312         | brinjal              | 0.64           | 3.06       | 0.02                                | 0.06       | 0.56              | 3.16       | 953                        | 76         |
| 313         | lady's finger        | 0.07           | 0.53       | 0.00                                | 0.00       | 0.07              | 0.53       | 223                        | 23         |
| 314         | palak                | 0.03           | 0.21       | 0.00                                | 0.01       | 0.03              | 0.22       | 143                        | 10         |
| 317         | tomato               | 0.41           | 3.35       | 0.00                                | 0.03       | 0.38              | 3.40       | 952                        | 76         |
| 321         | chilli (green)       | 0.20           | 1.85       | 0.00                                | 0.01       | 0.18              | 1.86       | 949                        | 76         |
| 325         | lemon (no.)          | 1.40           | 0.49       | 0.04                                | 0.01       | 1.49              | 0.51       | 425                        | 42         |
| 340         | banana (no.)         | 1.40           | 0.69       | 0.00                                | 0.00       | 1.40              | 0.69       | 330                        | 31         |
| 350         | mango                | 0.02           | 0.29       | 0.07                                | 0.83       | 0.09              | 1.12       | 89                         | 9          |
| 355         | apple                | 0.02           | 0.47       | 0.00                                | 0.00       | 0.02              | 0.47       | 231                        | 23         |
| 361         | groundnut            | 0.03           | 0.92       | 0.00                                | 0.00       | 0.03              | 0.97       | 363                        | 33         |
| 370 *       | sugar (crystal)      | 0.97           | 11.04      | 0.00                                | 0.00       | 0.96              | 11.12      | 903                        | 71         |
| 373 \$      | gur                  | 0.09           | 0.94       | 0.00                                | 0.00       | 0.09              | 1.01       | 325                        | 33         |
| 390         | turmeric (gm)        | 16.39          | 0.69       | 0.00                                | 0.00       | 25.39             | 1.03       | 987                        | 79         |
| 391         | black pepper (gm)    | 1.30           | 0.11       | 0.00                                | 0.00       | 3.29              | 0.24       | 249                        | 28         |
| 392         | dry chillies (gm)    | 25.46          | 1.18       | 0.00                                | 0.00       | 46.44             | 2.29       | 879                        | 75         |
| 393         | garlic (gm)          | 56.36          | 1.59       | 0.00                                | 0.00       | 58.22             | 1.67       | 969                        | 77         |
| 394         | tamarind (gm)        | 2.40           | 0.04       | 0.54                                | 0.01       | 15.30             | 0.21       | 347                        | 34         |

@ Quantity unit kg unless otherwise specified; \* cols. 9,10 exclude consumption out of public distn. system purchases

\$ cols. 9,10 relate to fresh fish for item 284 and gur(cane) for item 373

**Table 1: Quantity and value of cash purchase; consumption out of home-grown stock; and total consumption of different items of food, pan, tobacco, intoxicants and fuel & light per person for a period of 30 days**

| Daman & Diu |                           | Rural          |            |                                     |            |                   |            |                            |            |
|-------------|---------------------------|----------------|------------|-------------------------------------|------------|-------------------|------------|----------------------------|------------|
| item code   | item                      | cash purchase  |            | consumption out of home-grown stock |            | total consumption |            | hhs. reporting consumption |            |
|             |                           | quantity (kg@) | value (Rs) | quantity (kg@)                      | value (Rs) | quantity (kg@)    | value (Rs) | estd. no. per 1000         | sample no. |
| (1)         | (2)                       | (3)            | (4)        | (5)                                 | (6)        | (7)               | (8)        | (9)                        | (10)       |
| 395         | ginger (gm)               | 28.64          | 1.01       | 0.00                                | 0.00       | 30.35             | 1.05       | 690                        | 48         |
| 400         | tea (no. of cups)         | 2.40           | 4.80       | 0.00                                | 0.00       | 3.93              | 7.86       | 659                        | 48         |
| 401         | tea: leaf (gm)            | 92.95          | 8.36       | 0.00                                | 0.00       | 107.30            | 8.50       | 983                        | 78         |
| 402         | coffee (no. of cups)      | 0.10           | 0.22       | 0.00                                | 0.00       | 0.10              | 0.22       | 20                         | 4          |
| 403         | coffee powder (gm)        | 0.19           | 0.08       | 0.00                                | 0.00       | 0.19              | 0.08       | 2                          | 1          |
| 410         | biscuit and confectionery | -              | 1.96       | -                                   | 0.00       | -                 | 1.96       | 488                        | 40         |
| 411         | salted refreshments       | -              | 8.28       | -                                   | 0.00       | -                 | 8.28       | 649                        | 50         |
| 412         | prepared sweets           | -              | 0.12       | -                                   | 0.00       | -                 | 0.12       | 17                         | 3          |
| 431         | pan: finished (no.)       | 0.98           | 1.77       | 0.00                                | 0.00       | 0.98              | 1.77       | 135                        | 12         |
| 440         | bidi (no.)                | 63.93          | 3.69       | 0.00                                | 0.00       | 63.93             | 3.69       | 281                        | 25         |
| 441         | cigarettes (no.)          | 0.72           | 0.42       | 0.00                                | 0.00       | 0.72              | 0.42       | 92                         | 8          |
| 461         | firewood & chips          | 1.92           | 2.29       | 8.25                                | 4.54       | 12.96             | 9.20       | 692                        | 61         |
| 462         | electricity (st. unit)    | 6.18           | 6.02       | 0.00                                | 0.00       | 6.35              | 6.33       | 705                        | 66         |
| 463         | dung cake                 | -              | 0.17       | -                                   | 0.71       | -                 | 0.94       | 276                        | 28         |
| 464 *       | kerosene (ltr)            | 1.45           | 6.49       | 0.00                                | 0.00       | 1.36              | 5.92       | 615                        | 41         |
| 466         | matches (box)             | 1.69           | 0.43       | 0.00                                | 0.00       | 1.68              | 0.43       | 955                        | 76         |
| 472         | LPG (kg)                  | 0.52           | 3.70       | 0.00                                | 0.00       | 0.50              | 3.48       | 159                        | 23         |

@ Quantity unit kg unless otherwise specified; \* cols. 9,10 exclude consumption out of public distr. system purchases

\$ cols. 9,10 relate to fresh fish for item 284 and gur(cane) for item 373

**Table 1: Quantity and value of cash purchase; consumption out of home-grown stock; and total consumption of different items of food, pan, tobacco, intoxicants and fuel & light per person for a period of 30 days**

| Delhi     |                      | Rural          |            |                                     |            |                   |            |                            |            |
|-----------|----------------------|----------------|------------|-------------------------------------|------------|-------------------|------------|----------------------------|------------|
| item code | item                 | cash purchase  |            | consumption out of home-grown stock |            | total consumption |            | hhs. reporting consumption |            |
|           |                      | quantity (kg@) | value (Rs) | quantity (kg@)                      | value (Rs) | quantity (kg@)    | value (Rs) | estd. no. per 1000         | sample no. |
| (1)       | (2)                  | (3)            | (4)        | (5)                                 | (6)        | (7)               | (8)        | (9)                        | (10)       |
| 102       | * rice               | 2.60           | 20.03      | 0.00                                | 0.00       | 2.75              | 21.28      | 610                        | 36         |
| 112       | * atta               | 2.80           | 14.65      | 0.00                                | 0.00       | 6.95              | 31.62      | 893                        | 55         |
| 190       | gram (whole grain)   | 0.22           | 3.72       | 0.00                                | 0.00       | 0.23              | 3.84       | 460                        | 30         |
| 210       | * arhar (tur)        | 0.18           | 3.18       | 0.00                                | 0.00       | 0.18              | 3.18       | 555                        | 33         |
| 212       | * gram (split)       | 0.12           | 2.14       | 0.00                                | 0.00       | 0.12              | 2.14       | 464                        | 33         |
| 214       | * moong              | 0.20           | 3.27       | 0.00                                | 0.00       | 0.19              | 3.15       | 733                        | 47         |
| 216       | * masur              | 0.18           | 2.65       | 0.00                                | 0.00       | 0.18              | 2.61       | 707                        | 46         |
| 221       | * urd                | 0.12           | 1.91       | 0.00                                | 0.00       | 0.12              | 1.91       | 481                        | 34         |
| 230       | milk: liquid (litre) | 5.77           | 54.91      | 2.92                                | 28.00      | 8.69              | 82.91      | 861                        | 54         |
| 234       | ghee                 | 0.20           | 21.12      | 0.04                                | 3.98       | 0.24              | 25.43      | 429                        | 30         |
| 240       | * vanaspati          | 0.16           | 6.21       | 0.00                                | 0.00       | 0.16              | 6.20       | 512                        | 30         |
| 243       | * mustard oil        | 0.60           | 18.97      | 0.00                                | 0.02       | 0.58              | 18.52      | 936                        | 56         |
| 270       | goat meat            | 0.24           | 12.45      | 0.00                                | 0.00       | 0.24              | 12.45      | 467                        | 24         |
| 280       | chicken              | 0.02           | 1.35       | 0.00                                | 0.00       | 0.02              | 1.35       | 52                         | 3          |
| 282       | eggs (no.)           | 1.85           | 2.77       | 0.00                                | 0.00       | 1.85              | 2.77       | 314                        | 17         |
| 284       | \$ fish              | 0.03           | 0.82       | 0.00                                | 0.00       | 0.03              | 0.82       | 73                         | 3          |
| 290       | potato               | 0.73           | 3.18       | 0.00                                | 0.00       | 0.73              | 3.18       | 420                        | 19         |
| 291       | onion                | 0.39           | 2.79       | 0.00                                | 0.00       | 0.39              | 2.79       | 390                        | 17         |
| 310       | cauliflower          | 0.28           | 1.63       | 0.00                                | 0.00       | 0.32              | 1.74       | 358                        | 16         |
| 311       | cabbage              | 0.17           | 0.93       | 0.00                                | 0.00       | 0.19              | 1.04       | 244                        | 11         |
| 312       | brinjal              | 0.13           | 0.59       | 0.00                                | 0.00       | 0.13              | 0.59       | 225                        | 11         |
| 313       | lady's finger        | 0.03           | 0.40       | 0.00                                | 0.00       | 0.03              | 0.40       | 117                        | 6          |
| 314       | palak                | 0.26           | 1.02       | 0.00                                | 0.00       | 0.30              | 1.12       | 358                        | 16         |
| 317       | tomato               | 0.32           | 2.70       | 0.00                                | 0.00       | 0.32              | 2.70       | 376                        | 17         |
| 321       | chilli (green)       | 0.06           | 0.60       | 0.00                                | 0.00       | 0.06              | 0.60       | 249                        | 12         |
| 325       | lemon (no.)          | 0.38           | 0.24       | 0.00                                | 0.00       | 0.38              | 0.24       | 159                        | 8          |
| 340       | banana (no.)         | 11.13          | 8.49       | 0.15                                | 0.15       | 11.28             | 8.64       | 695                        | 44         |
| 350       | mango                | 0.10           | 1.14       | 0.00                                | 0.00       | 0.10              | 1.14       | 109                        | 9          |
| 355       | apple                | 0.53           | 6.08       | 0.00                                | 0.00       | 0.53              | 6.08       | 473                        | 28         |
| 361       | groundnut            | 0.06           | 1.67       | 0.00                                | 0.00       | 0.06              | 1.67       | 375                        | 17         |
| 370       | * sugar (crystal)    | 1.34           | 15.43      | 0.00                                | 0.00       | 1.36              | 15.64      | 854                        | 52         |
| 373       | \$ gur               | 0.10           | 1.01       | 0.00                                | 0.00       | 0.10              | 1.01       | 248                        | 14         |
| 390       | turmeric (gm)        | 35.33          | 1.55       | 0.00                                | 0.00       | 36.96             | 1.64       | 747                        | 44         |
| 391       | black pepper (gm)    | 6.40           | 0.47       | 0.00                                | 0.00       | 6.40              | 0.47       | 236                        | 15         |
| 392       | dry chillies (gm)    | 52.77          | 2.44       | 0.00                                | 0.00       | 52.34             | 2.42       | 711                        | 42         |
| 393       | garlic (gm)          | 45.31          | 1.64       | 0.00                                | 0.00       | 43.56             | 1.57       | 438                        | 28         |
| 394       | tamarind (gm)        | 3.29           | 0.08       | 0.00                                | 0.00       | 3.29              | 0.08       | 35                         | 3          |
| 395       | ginger (gm)          | 14.40          | 0.32       | 0.00                                | 0.00       | 14.40             | 0.32       | 145                        | 11         |

@ Quantity unit kg unless otherwise specified; \* cols. 9,10 exclude consumption out of public distn. system purchases \$ cols. 9,10 relate to fresh fish for item 284 and gur(cane) for item 373

**Table 1: Quantity and value of cash purchase; consumption out of home-grown stock; and total consumption of different items of food, pan, tobacco, intoxicants and fuel & light per person for a period of 30 days**

| Delhi     |                           | Rural          |            |                                     |            |                   |            |                            |            |
|-----------|---------------------------|----------------|------------|-------------------------------------|------------|-------------------|------------|----------------------------|------------|
| item code | item                      | cash purchase  |            | consumption out of home-grown stock |            | total consumption |            | hhs. reporting consumption |            |
|           |                           | quantity (kg@) | value (Rs) | quantity (kg@)                      | value (Rs) | quantity (kg@)    | value (Rs) | estd. no. per 1000         | sample no. |
| (1)       | (2)                       | (3)            | (4)        | (5)                                 | (6)        | (7)               | (8)        | (9)                        | (10)       |
| 400       | tea (no. of cups)         | 12.45          | 12.70      | 0.00                                | 0.00       | 13.39             | 15.12      | 615                        | 35         |
| 401       | tea: leaf (gm)            | 77.56          | 6.28       | 0.00                                | 0.00       | 79.82             | 6.30       | 786                        | 50         |
| 402       | coffee (no. of cups)      | 0.39           | 0.07       | 0.00                                | 0.00       | 0.39              | 0.07       | 3                          | 1          |
| 410       | biscuit and confectionery | -              | 6.22       | -                                   | 0.00       | -                 | 6.22       | 760                        | 48         |
| 411       | salted refreshments       | -              | 3.05       | -                                   | 0.00       | -                 | 3.31       | 553                        | 37         |
| 412       | prepared sweets           | -              | 1.61       | -                                   | 0.00       | -                 | 2.30       | 282                        | 16         |
| 431       | pan: finished (no.)       | 0.62           | 0.68       | 0.00                                | 0.00       | 0.62              | 0.68       | 36                         | 2          |
| 440       | bidi (no.)                | 93.13          | 8.95       | 0.00                                | 0.00       | 125.29            | 8.95       | 455                        | 27         |
| 441       | cigarettes (no.)          | 2.19           | 2.84       | 0.00                                | 0.00       | 4.36              | 2.84       | 83                         | 8          |
| 461       | firewood & chips          | 0.34           | 0.47       | 0.87                                | 0.95       | 1.71              | 1.85       | 121                        | 9          |
| 462       | electricity (st. unit)    | 6.12           | 7.05       | 0.00                                | 0.00       | 6.64              | 7.33       | 597                        | 39         |
| 463       | dung cake                 | -              | 1.35       | -                                   | 1.57       | -                 | 3.29       | 270                        | 18         |
| 464 *     | kerosene (ltr)            | 2.59           | 12.72      | 0.00                                | 0.00       | 2.60              | 12.75      | 594                        | 29         |
| 466       | matches (box)             | 2.71           | 0.86       | 0.00                                | 0.00       | 2.57              | 0.85       | 914                        | 55         |
| 472       | LPG (kg)                  | 1.05           | 7.21       | 0.00                                | 0.00       | 0.96              | 6.63       | 235                        | 21         |

@ Quantity unit kg unless otherwise specified; \* cols. 9,10 exclude consumption out of public distn. system purchases  
 \$ cols. 9,10 relate to fresh fish for item 284 and gur(cane) for item 373

**Table 1: Quantity and value of cash purchase; consumption out of home-grown stock; and total consumption of different items of food, pan, tobacco, intoxicants and fuel & light per person for a period of 30 days**

| Lakshadweep |                      | Rural          |            |                                     |            |                   |            |                            |            |
|-------------|----------------------|----------------|------------|-------------------------------------|------------|-------------------|------------|----------------------------|------------|
| item code   | item                 | cash purchase  |            | consumption out of home-grown stock |            | total consumption |            | hhs. reporting consumption |            |
|             |                      | quantity (kg@) | value (Rs) | quantity (kg@)                      | value (Rs) | quantity (kg@)    | value (Rs) | estd. no. per 1000         | sample no. |
| (1)         | (2)                  | (3)            | (4)        | (5)                                 | (6)        | (7)               | (8)        | (9)                        | (10)       |
| 102 *       | rice                 | 11.29          | 55.79      | 0.00                                | 0.00       | 11.29             | 55.79      | 184                        | 12         |
| 112 *       | atta                 | 0.83           | 7.13       | 0.00                                | 0.00       | 0.83              | 7.13       | 484                        | 36         |
| 190         | gram (whole grain)   | 0.13           | 2.27       | 0.00                                | 0.00       | 0.13              | 2.27       | 501                        | 34         |
| 210 *       | arhar (tur)          | 0.12           | 2.67       | 0.00                                | 0.00       | 0.12              | 2.67       | 236                        | 14         |
| 214 *       | moong                | 0.15           | 2.69       | 0.00                                | 0.00       | 0.15              | 2.71       | 371                        | 24         |
| 220 *       | urd                  | 0.03           | 0.45       | 0.00                                | 0.00       | 0.03              | 0.45       | 69                         | 4          |
| 230         | milk: liquid (litre) | 0.21           | 1.78       | 0.09                                | 0.81       | 0.29              | 2.59       | 111                        | 9          |
| 234         | ghee                 | 0.00           | 0.10       | 0.00                                | 0.00       | 0.00              | 0.10       | 10                         | 1          |
| 240 *       | vanaspati            | 0.01           | 0.38       | 0.00                                | 0.00       | 0.01              | 0.38       | 42                         | 4          |
| 245 *       | groundnut oil        | 0.01           | 0.47       | 0.00                                | 0.00       | 0.01              | 0.34       | 29                         | 2          |
| 247 *       | coconut oil          | 0.15           | 6.80       | 0.01                                | 0.32       | 0.17              | 7.53       | 326                        | 26         |
| 255 *       | refined oil          | 0.00           | 0.22       | 0.00                                | 0.00       | 0.00              | 0.22       | 13                         | 2          |
| 270         | goat meat            | 0.00           | 0.16       | 0.00                                | 0.00       | 0.00              | 0.36       | 19                         | 2          |
| 271         | mutton               | 0.02           | 2.14       | 0.00                                | 0.00       | 0.02              | 2.14       | 49                         | 5          |
| 272         | beef                 | 0.29           | 9.16       | 0.00                                | 0.00       | 0.29              | 9.16       | 564                        | 42         |
| 280         | chicken              | 0.01           | 0.50       | 0.00                                | 0.00       | 0.01              | 0.50       | 27                         | 3          |
| 282         | eggs (no.)           | 2.20           | 3.12       | 0.00                                | 0.00       | 2.20              | 3.12       | 509                        | 37         |
| 284 \$      | fish                 | 1.70           | 27.91      | 0.21                                | 3.16       | 3.61              | 60.17      | 942                        | 66         |
| 290         | potato               | 0.23           | 1.35       | 0.00                                | 0.00       | 0.23              | 1.35       | 585                        | 44         |
| 291         | onion                | 0.35           | 3.04       | 0.00                                | 0.00       | 0.35              | 3.04       | 895                        | 63         |
| 311         | cabbage              | 0.11           | 0.89       | 0.00                                | 0.00       | 0.11              | 0.89       | 354                        | 25         |
| 312         | brinjal              | 0.08           | 0.63       | 0.00                                | 0.00       | 0.08              | 0.63       | 180                        | 12         |
| 313         | lady's finger        | 0.13           | 1.05       | 0.00                                | 0.00       | 0.13              | 1.05       | 367                        | 26         |
| 314         | palak                | 0.00           | 0.01       | 0.00                                | 0.00       | 0.00              | 0.01       | 10                         | 1          |
| 317         | tomato               | 0.49           | 5.00       | 0.00                                | 0.00       | 0.49              | 5.00       | 915                        | 64         |
| 321         | chilli (green)       | 0.09           | 1.21       | 0.00                                | 0.00       | 0.09              | 1.21       | 839                        | 59         |
| 325         | lemon (no.)          | 1.38           | 0.71       | 0.00                                | 0.00       | 1.38              | 0.71       | 413                        | 28         |
| 340         | banana (no.)         | 3.18           | 3.80       | 0.00                                | 0.00       | 3.18              | 3.80       | 665                        | 47         |
| 344         | coconut (no.)        | 0.72           | 2.04       | 8.97                                | 23.22      | 15.29             | 36.79      | 913                        | 65         |
| 350         | mango                | 0.01           | 0.09       | 0.00                                | 0.00       | 0.01              | 0.09       | 48                         | 3          |
| 355         | apple                | 0.06           | 1.14       | 0.00                                | 0.00       | 0.06              | 1.14       | 149                        | 12         |
| 361         | groundnut            | 0.00           | 0.03       | 0.00                                | 0.00       | 0.00              | 0.03       | 14                         | 1          |
| 370 *       | sugar (crystal)      | 3.08           | 38.48      | 0.00                                | 0.00       | 3.13              | 39.05      | 1000                       | 70         |
| 373 \$      | gur                  | 0.02           | 0.30       | 0.00                                | 0.00       | 0.02              | 0.30       | 67                         | 4          |
| 390         | turmeric (gm)        | 17.58          | 0.51       | 0.00                                | 0.00       | 34.35             | 1.09       | 959                        | 67         |
| 391         | black pepper (gm)    | 9.57           | 0.41       | 0.00                                | 0.00       | 13.86             | 0.57       | 366                        | 27         |
| 392         | dry chillies (gm)    | 64.52          | 3.50       | 0.00                                | 0.00       | 177.27            | 7.68       | 986                        | 69         |
| 393         | garlic (gm)          | 30.20          | 0.48       | 0.00                                | 0.00       | 48.19             | 0.89       | 790                        | 55         |
| 394         | tamarind (gm)        | 3.10           | 0.09       | 0.00                                | 0.00       | 8.29              | 0.18       | 188                        | 13         |
| 395         | ginger (gm)          | 15.07          | 0.22       | 0.00                                | 0.00       | 15.77             | 0.23       | 353                        | 24         |

@ Quantity unit kg unless otherwise specified; \* cols. 9,10 exclude consumption out of public distn. system purchases  
\$ cols. 9,10 relate to fresh fish for item 284 and gur(cane) for item 373



**Table 1: Quantity and value of cash purchase; consumption out of home-grown stock; and total consumption of different items of food, pan, tobacco, intoxicants and fuel & light per person for a period of 30 days**

| Lakshadweep |                           | Rural          |            |                                     |            |                   |            |                            |            |
|-------------|---------------------------|----------------|------------|-------------------------------------|------------|-------------------|------------|----------------------------|------------|
| item code   | item                      | cash purchase  |            | consumption out of home-grown stock |            | total consumption |            | hhs. reporting consumption |            |
|             |                           | quantity (kg@) | value (Rs) | quantity (kg@)                      | value (Rs) | quantity (kg@)    | value (Rs) | estd. no. per 1000         | sample no. |
| (1)         | (2)                       | (3)            | (4)        | (5)                                 | (6)        | (7)               | (8)        | (9)                        | (10)       |
| 400         | tea (no. of cups)         | 5.02           | 4.99       | 0.00                                | 0.00       | 5.02              | 4.99       | 367                        | 29         |
| 401         | tea: leaf (gm)            | 131.45         | 8.83       | 0.00                                | 0.00       | 229.80            | 15.13      | 1000                       | 70         |
| 403         | coffee powder (gm)        | 7.12           | 0.41       | 0.00                                | 0.00       | 8.17              | 0.47       | 223                        | 14         |
| 410         | biscuit and confectionery | -              | 4.84       | -                                   | 0.00       | -                 | 4.84       | 682                        | 49         |
| 411         | salted refreshments       | -              | 3.55       | -                                   | 0.00       | -                 | 3.55       | 500                        | 34         |
| 431         | pan: finished (no.)       | 2.58           | 1.34       | 0.00                                | 0.00       | 2.59              | 1.34       | 114                        | 8          |
| 440         | bidi (no.)                | 39.62          | 3.95       | 0.00                                | 0.00       | 39.62             | 3.95       | 467                        | 35         |
| 441         | cigarettes (no.)          | 1.09           | 0.51       | 0.00                                | 0.00       | 1.09              | 0.51       | 100                        | 9          |
| 461         | firewood & chips          | 0.25           | 0.10       | 34.53                               | 33.54      | 47.99             | 44.64      | 990                        | 69         |
| 462         | electricity (st. unit)    | 10.44          | 9.51       | 0.00                                | 0.00       | 10.44             | 9.51       | 1000                       | 70         |
| 464 *       | kerosene (ltr)            | 0.56           | 2.08       | 0.00                                | 0.00       | 0.56              | 2.08       | 720                        | 53         |
| 466         | matches (box)             | 1.88           | 0.83       | 0.00                                | 0.00       | 2.05              | 0.89       | 968                        | 67         |

@ Quantity unit kg unless otherwise specified; \* cols. 9,10 exclude consumption out of public distn. system purchases

\$ cols. 9,10 relate to fresh fish for item 284 and gur(cane) for item 373

**Table 1: Quantity and value of cash purchase; consumption out of home-grown stock; and total consumption of different items of food, pan, tobacco, intoxicants and fuel & light per person for a period of 30 days**

| Pondicherry |                      | Rural          |            |                                     |            |                   |            |                            |            |
|-------------|----------------------|----------------|------------|-------------------------------------|------------|-------------------|------------|----------------------------|------------|
| item code   | item                 | cash purchase  |            | consumption out of home-grown stock |            | total consumption |            | hhs. reporting consumption |            |
|             |                      | quantity (kg@) | value (Rs) | quantity (kg@)                      | value (Rs) | quantity (kg@)    | value (Rs) | estd. no. per 1000         | sample no. |
| (1)         | (2)                  | (3)            | (4)        | (5)                                 | (6)        | (7)               | (8)        | (9)                        | (10)       |
| 102 *       | rice                 | 9.42           | 67.76      | 2.23                                | 17.02      | 11.66             | 84.79      | 977                        | 69         |
| 112 *       | atta                 | 0.00           | 0.01       | 0.00                                | 0.00       | 0.12              | 0.45       | 1                          | 2          |
| 210 *       | arhar (tur)          | 0.30           | 6.91       | 0.00                                | 0.02       | 0.30              | 6.85       | 991                        | 69         |
| 212 *       | gram (split)         | 0.07           | 1.44       | 0.00                                | 0.00       | 0.07              | 1.44       | 471                        | 39         |
| 214 *       | moong                | 0.06           | 1.12       | 0.01                                | 0.14       | 0.06              | 1.21       | 386                        | 32         |
| 221 *       | urd                  | 0.24           | 2.93       | 0.01                                | 0.20       | 0.25              | 3.18       | 785                        | 57         |
| 230         | milk: liquid (litre) | 1.99           | 13.85      | 1.00                                | 6.69       | 2.99              | 20.54      | 691                        | 52         |
| 240 *       | vanaspati            | 0.00           | 0.06       | 0.00                                | 0.00       | 0.00              | 0.06       | 13                         | 2          |
| 245 *       | groundnut oil        | 0.31           | 10.56      | 0.00                                | 0.00       | 0.30              | 10.22      | 892                        | 57         |
| 255 *       | refined oil          | 0.02           | 0.74       | 0.00                                | 0.00       | 0.02              | 0.74       | 19                         | 5          |
| 270         | goat meat            | 0.11           | 6.75       | 0.00                                | 0.00       | 0.11              | 6.75       | 442                        | 34         |
| 271         | mutton               | 0.01           | 0.28       | 0.00                                | 0.00       | 0.01              | 0.28       | 11                         | 1          |
| 272         | beef                 | 0.06           | 1.27       | 0.00                                | 0.00       | 0.06              | 1.27       | 158                        | 7          |
| 280         | chicken              | 0.01           | 0.58       | 0.01                                | 0.29       | 0.02              | 0.88       | 86                         | 8          |
| 282         | eggs (no.)           | 1.01           | 1.04       | 0.08                                | 0.08       | 1.09              | 1.12       | 280                        | 25         |
| 284 \$      | fish                 | 0.69           | 9.49       | 0.00                                | 0.00       | 0.69              | 9.49       | 913                        | 63         |
| 290         | potato               | 0.33           | 2.10       | 0.00                                | 0.00       | 0.33              | 2.10       | 929                        | 66         |
| 291         | onion                | 0.48           | 3.37       | 0.00                                | 0.01       | 0.49              | 3.38       | 1000                       | 70         |
| 310         | cauliflower          | 0.00           | 0.05       | 0.00                                | 0.00       | 0.00              | 0.05       | 29                         | 5          |
| 311         | cabbage              | 0.11           | 0.72       | 0.00                                | 0.00       | 0.11              | 0.72       | 741                        | 54         |
| 312         | brinjal              | 0.37           | 2.19       | 0.02                                | 0.10       | 0.40              | 2.41       | 981                        | 69         |
| 313         | lady's finger        | 0.12           | 0.77       | 0.00                                | 0.00       | 0.12              | 0.77       | 938                        | 66         |
| 317         | tomato               | 0.48           | 3.19       | 0.01                                | 0.05       | 0.49              | 3.24       | 981                        | 68         |
| 321         | chilli (green)       | 0.07           | 0.67       | 0.00                                | 0.04       | 0.07              | 0.71       | 900                        | 65         |
| 325         | lemon (no.)          | 0.05           | 0.02       | 0.00                                | 0.00       | 0.05              | 0.02       | 35                         | 4          |
| 340         | banana (no.)         | 1.83           | 0.79       | 0.00                                | 0.00       | 1.83              | 0.79       | 442                        | 37         |
| 344         | coconut (no.)        | 0.58           | 2.41       | 0.25                                | 0.96       | 0.85              | 3.41       | 954                        | 65         |
| 355         | apple                | 0.02           | 0.27       | 0.00                                | 0.00       | 0.02              | 0.27       | 69                         | 11         |
| 361         | groundnut            | 0.00           | 0.01       | 0.00                                | 0.00       | 0.00              | 0.01       | 1                          | 1          |
| 370 *       | sugar (crystal)      | 0.52           | 5.76       | 0.00                                | 0.00       | 0.51              | 5.56       | 625                        | 45         |
| 373 \$      | gur                  | 0.02           | 0.30       | 0.00                                | 0.00       | 0.02              | 0.30       | 55                         | 5          |
| 390         | turmeric (gm)        | 18.39          | 0.90       | 0.00                                | 0.00       | 18.18             | 0.89       | 1000                       | 70         |
| 391         | black pepper (gm)    | 14.73          | 0.98       | 0.00                                | 0.00       | 13.75             | 0.92       | 940                        | 67         |
| 392         | dry chillies (gm)    | 108.42         | 2.27       | 4.17                                | 0.10       | 106.14            | 2.28       | 967                        | 68         |
| 393         | garlic (gm)          | 27.34          | 0.72       | 0.00                                | 0.00       | 25.71             | 0.69       | 710                        | 50         |
| 394         | tamarind (gm)        | 181.82         | 3.30       | 4.96                                | 0.07       | 245.46            | 4.28       | 983                        | 68         |
| 395         | ginger (gm)          | 10.58          | 0.21       | 0.00                                | 0.00       | 13.41             | 0.26       | 313                        | 18         |
| 400         | tea (no. of cups)    | 6.05           | 6.19       | 0.00                                | 0.00       | 6.36              | 6.34       | 644                        | 41         |
| 401         | tea: leaf (gm)       | 11.10          | 0.94       | 0.00                                | 0.00       | 11.10             | 0.94       | 182                        | 17         |

@ Quantity unit kg unless otherwise specified; \* cols. 9,10 exclude consumption out of public distn. system purchases  
\$ cols. 9,10 relate to fresh fish for item 284 and gur(cane) for item 373

**Table 1: Quantity and value of cash purchase; consumption out of home-grown stock; and total consumption of different items of food, pan, tobacco, intoxicants and fuel & light per person for a period of 30 days**

| Pondicherry |                           | Rural          |            |                                     |            |                   |            |                            |            |
|-------------|---------------------------|----------------|------------|-------------------------------------|------------|-------------------|------------|----------------------------|------------|
| item code   | item                      | cash purchase  |            | consumption out of home-grown stock |            | total consumption |            | hhs. reporting consumption |            |
|             |                           | quantity (kg@) | value (Rs) | quantity (kg@)                      | value (Rs) | quantity (kg@)    | value (Rs) | estd. no. per 1000         | sample no. |
| (1)         | (2)                       | (3)            | (4)        | (5)                                 | (6)        | (7)               | (8)        | (9)                        | (10)       |
| 403         | coffee powder (gm)        | 39.13          | 2.81       | 0.00                                | 0.00       | 38.59             | 2.77       | 512                        | 41         |
| 410         | biscuit and confectionery | -              | 1.11       | -                                   | 0.00       | -                 | 1.11       | 307                        | 26         |
| 411         | salted refreshments       | -              | 0.77       | -                                   | 0.00       | -                 | 0.77       | 264                        | 18         |
| 412         | prepared sweets           | -              | 0.33       | -                                   | 0.00       | -                 | 0.33       | 79                         | 8          |
| 440         | bidi (no.)                | 16.09          | 1.58       | 0.00                                | 0.00       | 16.09             | 1.58       | 212                        | 13         |
| 441         | cigarettes (no.)          | 0.28           | 0.16       | 0.00                                | 0.00       | 0.28              | 0.16       | 42                         | 2          |
| 461         | firewood & chips          | 6.08           | 6.00       | 1.95                                | 1.33       | 12.01             | 11.35      | 957                        | 64         |
| 462         | electricity (st. unit)    | 5.27           | 3.09       | 0.00                                | 0.00       | 5.37              | 3.19       | 393                        | 37         |
| 463         | dung cake                 | -              | 0.34       | -                                   | 0.17       | -                 | 0.79       | 364                        | 22         |
| 464 *       | kerosene (ltr)            | 0.99           | 3.23       | 0.00                                | 0.00       | 0.95              | 3.12       | 138                        | 10         |
| 466         | matches (box)             | 1.93           | 0.59       | 0.00                                | 0.00       | 1.88              | 0.57       | 999                        | 69         |
| 472         | LPG (kg)                  | 0.10           | 0.70       | 0.00                                | 0.00       | 0.09              | 0.64       | 33                         | 7          |

@ Quantity unit kg unless otherwise specified; \* cols. 9,10 exclude consumption out of public distn. system purchases

\$ cols. 9,10 relate to fresh fish for item 284 and gur(cane) for item 373

**Table 1: Quantity and value of cash purchase consumption out of home-grown stock; and total consumption of different items of food, pan, tobacco, intoxicants and fuel & light per person for a period of 30 days**

| Andhra Pradesh |                      |                |            | Urban                               |            |                   |            |                            |            |
|----------------|----------------------|----------------|------------|-------------------------------------|------------|-------------------|------------|----------------------------|------------|
| item code      | item                 | cash purchase  |            | consumption out of home-grown stock |            | total consumption |            | hhs. reporting consumption |            |
|                |                      | quantity (kg@) | value (Rs) | quantity (kg@)                      | value (Rs) | quantity (kg@)    | value (Rs) | estd. no. per 1000         | sample no. |
| (1)            | (2)                  | (3)            | (4)        | (5)                                 | (6)        | (7)               | (8)        | (9)                        | (10)       |
| 102 *          | rice                 | 9.17           | 60.38      | 0.30                                | 1.77       | 9.86              | 65.18      | 925                        | 3388       |
| 112 *          | atta                 | 0.11           | 0.84       | 0.00                                | 0.00       | 0.52              | 2.83       | 304                        | 1185       |
| 190            | gram (whole grain)   | 0.01           | 0.09       | 0.00                                | 0.00       | 0.00              | 0.03       | 11                         | 51         |
| 210 *          | arhar (tur)          | 0.43           | 7.57       | 0.00                                | 0.03       | 0.44              | 7.73       | 909                        | 3314       |
| 212 *          | gram (split)         | 0.07           | 1.18       | 0.00                                | 0.00       | 0.07              | 1.20       | 375                        | 1454       |
| 214 *          | moong                | 0.13           | 2.08       | 0.00                                | 0.03       | 0.14              | 2.14       | 500                        | 1783       |
| 216 *          | masur                | 0.02           | 0.35       | 0.00                                | 0.00       | 0.02              | 0.37       | 66                         | 336        |
| 220 *          | urd                  | 0.15           | 2.14       | 0.00                                | 0.01       | 0.16              | 2.22       | 500                        | 1854       |
| 230            | milk: liquid (litre) | 3.69           | 25.07      | 0.21                                | 1.20       | 3.92              | 26.35      | 824                        | 3069       |
| 234            | ghee                 | 0.01           | 0.72       | 0.00                                | 0.00       | 0.01              | 0.77       | 83                         | 398        |
| 240 *          | vanaspati            | 0.00           | 0.11       | 0.00                                | 0.00       | 0.00              | 0.11       | 18                         | 105        |
| 243 *          | mustard oil          | 0.00           | 0.07       | 0.00                                | 0.00       | 0.00              | 0.06       | 3                          | 11         |
| 245 *          | groundnut oil        | 0.44           | 15.60      | 0.00                                | 0.02       | 0.44              | 15.51      | 847                        | 3053       |
| 247 *          | coconut oil          | 0.00           | 0.24       | 0.00                                | 0.00       | 0.00              | 0.24       | 5                          | 15         |
| 255 *          | refined oil          | 0.03           | 1.29       | 0.00                                | 0.00       | 0.03              | 1.26       | 41                         | 202        |
| 270            | goat meat            | 0.05           | 2.95       | 0.00                                | 0.00       | 0.05              | 2.95       | 203                        | 751        |
| 271            | mutton               | 0.11           | 6.44       | 0.00                                | 0.00       | 0.11              | 6.43       | 391                        | 1406       |
| 272            | beef                 | 0.02           | 0.43       | 0.00                                | 0.00       | 0.02              | 0.43       | 41                         | 173        |
| 274            | buffalo meat         | 0.00           | 0.04       | 0.00                                | 0.00       | 0.00              | 0.04       | 4                          | 7          |
| 280            | chicken              | 0.05           | 2.15       | 0.00                                | 0.06       | 0.05              | 2.19       | 194                        | 724        |
| 282            | eggs (no.)           | 2.10           | 2.22       | 0.03                                | 0.03       | 2.13              | 2.26       | 572                        | 2099       |
| 284 \$         | fish                 | 0.07           | 1.51       | 0.00                                | 0.00       | 0.08              | 1.67       | 206                        | 662        |
| 290            | potato               | 0.26           | 1.28       | 0.00                                | 0.00       | 0.26              | 1.29       | 726                        | 2759       |
| 291            | onion                | 0.63           | 2.84       | 0.00                                | 0.00       | 0.63              | 2.85       | 953                        | 3486       |
| 310            | cauliflower          | 0.04           | 0.26       | 0.00                                | 0.00       | 0.04              | 0.26       | 125                        | 539        |
| 311            | cabbage              | 0.14           | 0.76       | 0.00                                | 0.00       | 0.14              | 0.76       | 459                        | 1786       |
| 312            | brinjal              | 0.41           | 1.84       | 0.00                                | 0.01       | 0.41              | 1.85       | 869                        | 3167       |
| 313            | lady's finger        | 0.22           | 1.12       | 0.00                                | 0.00       | 0.22              | 1.12       | 715                        | 2602       |
| 314            | palak                | 0.11           | 0.49       | 0.00                                | 0.00       | 0.11              | 0.49       | 357                        | 1485       |
| 317            | tomato               | 0.53           | 2.72       | 0.00                                | 0.01       | 0.53              | 2.73       | 885                        | 3289       |
| 321            | chilli (green)       | 0.17           | 1.35       | 0.00                                | 0.00       | 0.17              | 1.36       | 902                        | 3277       |
| 325            | lemon (no.)          | 0.70           | 0.27       | 0.02                                | 0.01       | 0.72              | 0.28       | 299                        | 1212       |
| 340            | banana (no.)         | 5.03           | 2.72       | 0.01                                | 0.00       | 5.09              | 2.75       | 755                        | 2838       |
| 344            | coconut (no.)        | 0.26           | 1.06       | 0.01                                | 0.04       | 0.33              | 1.12       | 382                        | 1345       |
| 350            | mango                | 0.11           | 0.96       | 0.00                                | 0.00       | 0.11              | 0.97       | 125                        | 442        |
| 355            | apple                | 0.04           | 0.52       | 0.00                                | 0.00       | 0.04              | 0.52       | 111                        | 508        |
| 361            | groundnut            | 0.03           | 0.49       | 0.00                                | 0.03       | 0.03              | 0.61       | 256                        | 1017       |
| 370 *          | sugar (crystal)      | 0.65           | 6.49       | 0.00                                | 0.00       | 0.64              | 6.42       | 452                        | 1676       |
| 373 \$         | gur                  | 0.04           | 0.54       | 0.00                                | 0.00       | 0.04              | 0.55       | 141                        | 474        |
| 390            | turmeric (gm)        | 14.08          | 0.43       | 0.04                                | 0.00       | 20.39             | 0.62       | 886                        | 3266       |

@ Quantity unit kg unless otherwise specified; \* cols. 9,10 exclude consumption out of public distn. system purchases  
\$ cols. 9,10 relate to fresh fish for item 284 and gur(cane) for item 373

**Table 1: Quantity and value of cash purchase consumption out of home-grown stock; and total consumption of different items of food, pan, tobacco, intoxicants and fuel & light per person for a period of 30 days**

| Andhra Pradesh |                           | Urban          |            |                                     |            |                   |            |                            |            |
|----------------|---------------------------|----------------|------------|-------------------------------------|------------|-------------------|------------|----------------------------|------------|
| item code      | item                      | cash purchase  |            | consumption out of home-grown stock |            | total consumption |            | hhs. reporting consumption |            |
|                |                           | quantity (kg@) | value (Rs) | quantity (kg@)                      | value (Rs) | quantity (kg@)    | value (Rs) | estd. no. per 1000         | sample no. |
| (1)            | (2)                       | (3)            | (4)        | (5)                                 | (6)        | (7)               | (8)        | (9)                        | (10)       |
| STATE -        |                           |                |            |                                     |            |                   |            |                            |            |
| 391            | black pepper (gm)         | 2.47           | 0.17       | 0.00                                | 0.00       | 3.44              | 0.21       | 208                        | 884        |
| 392            | dry chillies (gm)         | 66.56          | 1.50       | 0.26                                | 0.01       | 82.75             | 1.85       | 943                        | 3450       |
| 393            | garlic (gm)               | 39.88          | 0.91       | 0.02                                | 0.00       | 42.37             | 0.97       | 871                        | 3174       |
| 394            | tamarind (gm)             | 136.19         | 2.21       | 0.31                                | 0.00       | 156.04            | 2.49       | 947                        | 3458       |
| 395            | ginger (gm)               | 27.47          | 0.58       | 0.00                                | 0.00       | 29.17             | 0.61       | 712                        | 2685       |
| 400            | tea (no. of cups)         | 7.97           | 7.12       | -                                   | -          | 8.52              | 7.54       | 691                        | 2508       |
| 401            | tea: leaf (gm)            | 39.71          | 3.46       | 0.00                                | 0.00       | 39.78             | 3.45       | 669                        | 2524       |
| 402            | coffee (no. of cups)      | 0.14           | 0.18       | -                                   | -          | 0.16              | 0.20       | 28                         | 110        |
| 403            | coffee powder (gm)        | 17.44          | 1.13       | 0.00                                | 0.00       | 17.28             | 1.12       | 218                        | 801        |
| 410            | biscuit and confectionery | -              | 1.38       | -                                   | 0.00       | -                 | 1.37       | 350                        | 1298       |
| 411            | salted refreshments       | -              | 1.65       | -                                   | 0.01       | -                 | 1.70       | 310                        | 1164       |
| 412            | prepared sweets           | -              | 0.73       | -                                   | 0.00       | -                 | 0.74       | 133                        | 544        |
| 431            | pan: finished (no.)       | 0.54           | 0.51       | 0.00                                | 0.00       | 0.55              | 0.51       | 52                         | 203        |
| 440            | bidi (no.)                | 25.24          | 2.31       | 0.12                                | 0.01       | 25.47             | 2.33       | 191                        | 666        |
| 441            | cigarettes (no.)          | 7.84           | 4.85       | 0.00                                | 0.00       | 7.86              | 4.86       | 168                        | 642        |
| 461            | firewood & chips          | 4.80           | 4.06       | 0.06                                | 0.04       | 7.69              | 5.91       | 500                        | 1588       |
| 462            | electricity (st. unit)    | 7.81           | 6.90       | 0.00                                | 0.00       | 8.46              | 7.37       | 763                        | 2873       |
| 463            | dung cake                 | -              | 0.11       | -                                   | 0.08       | -                 | 0.21       | 46                         | 110        |
| 464 *          | kerosene (ltr)            | 1.30           | 5.12       | 0.00                                | 0.00       | 1.29              | 5.08       | 333                        | 1160       |
| 466            | matches (box)             | 1.73           | 0.54       | 0.00                                | 0.00       | 1.72              | 0.54       | 936                        | 3397       |
| 472            | LPG (kg)                  | 0.72           | 5.08       | 0.00                                | 0.00       | 0.74              | 5.20       | 276                        | 1150       |

@ Quantity unit kg unless otherwise specified; \* cols. 9,10 exclude consumption out of public distrn. system purchases  
\$ cols. 9,10 relate to fresh fish for item 284 and gur(cane) for item 373

**Table 1: Quantity and value of cash purchase consumption out of home-grown stock; and total consumption of different items of food, pan, tobacco, intoxicants and fuel & light per person for a period of 30 days**

| Arunachal Pradesh |                      | Urban          |            |                                     |            |                   |            |                            |            |
|-------------------|----------------------|----------------|------------|-------------------------------------|------------|-------------------|------------|----------------------------|------------|
| item code         | item                 | cash purchase  |            | consumption out of home-grown stock |            | total consumption |            | hhs. reporting consumption |            |
|                   |                      | quantity (kg@) | value (Rs) | quantity (kg@)                      | value (Rs) | quantity (kg@)    | value (Rs) | estd. no. per 1000         | sample no. |
| (1)               | (2)                  | (3)            | (4)        | (5)                                 | (6)        | (7)               | (8)        | (9)                        | (10)       |
| 102 *             | rice                 | 11.37          | 61.05      | 1.02                                | 7.08       | 12.34             | 67.60      | 302                        | 62         |
| 112 *             | atta                 | 1.86           | 9.99       | 0.00                                | 0.00       | 1.86              | 9.98       | 301                        | 82         |
| 190               | gram (whole grain)   | 0.11           | 1.65       | 0.00                                | 0.00       | 0.11              | 1.65       | 227                        | 37         |
| 210 *             | arhar (tur)          | 0.19           | 3.36       | 0.00                                | 0.00       | 0.19              | 3.36       | 263                        | 57         |
| 212 *             | gram (split)         | 0.03           | 0.43       | 0.00                                | 0.00       | 0.03              | 0.40       | 35                         | 10         |
| 214 *             | moong                | 0.10           | 1.77       | 0.00                                | 0.00       | 0.11              | 1.77       | 196                        | 48         |
| 216 *             | masur                | 0.66           | 8.61       | 0.00                                | 0.00       | 0.66              | 8.60       | 581                        | 142        |
| 220 *             | urd                  | 0.00           | 0.05       | 0.00                                | 0.00       | 0.00              | 0.05       | 3                          | 2          |
| 230               | milk: liquid (litre) | 1.71           | 14.75      | 0.73                                | 5.77       | 2.43              | 20.50      | 367                        | 82         |
| 234               | ghee                 | 0.02           | 1.73       | 0.00                                | 0.13       | 0.02              | 1.86       | 89                         | 26         |
| 240 *             | vanaspati            | 0.05           | 1.86       | 0.00                                | 0.00       | 0.05              | 1.86       | 136                        | 22         |
| 243 *             | mustard oil          | 0.51           | 18.08      | 0.00                                | 0.00       | 0.51              | 18.05      | 697                        | 169        |
| 245 *             | groundnut oil        | 0.02           | 0.50       | 0.00                                | 0.00       | 0.02              | 0.50       | 18                         | 6          |
| 247               | coconut oil          | 0.01           | 0.60       | 0.00                                | 0.00       | 0.01              | 0.60       | 0                          | 0          |
| 255 *             | refined oil          | 0.01           | 0.65       | 0.00                                | 0.00       | 0.01              | 0.65       | 35                         | 12         |
| 270               | goat meat            | 0.21           | 12.59      | 0.00                                | 0.09       | 0.21              | 12.64      | 521                        | 124        |
| 271               | mutton               | 0.02           | 1.48       | 0.00                                | 0.00       | 0.02              | 1.48       | 61                         | 11         |
| 272               | beef                 | 0.15           | 3.46       | 0.00                                | 0.00       | 0.14              | 3.45       | 174                        | 35         |
| 280               | chicken              | 0.13           | 6.68       | 0.02                                | 1.05       | 0.16              | 7.73       | 315                        | 90         |
| 282               | eggs (no.)           | 2.43           | 4.16       | 0.03                                | 0.06       | 2.52              | 4.22       | 436                        | 106        |
| 284 \$            | fish                 | 0.42           | 15.65      | 0.02                                | 0.42       | 0.48              | 18.64      | 640                        | 146        |
| 290               | potato               | 1.44           | 7.35       | 0.03                                | 0.13       | 1.46              | 7.47       | 965                        | 223        |
| 291               | onion                | 0.55           | 5.47       | 0.00                                | 0.00       | 0.54              | 5.44       | 852                        | 200        |
| 310               | cauliflower          | 0.35           | 3.39       | 0.06                                | 0.37       | 0.41              | 3.76       | 484                        | 107        |
| 311               | cabbage              | 0.41           | 2.72       | 0.02                                | 0.17       | 0.42              | 2.88       | 502                        | 123        |
| 312               | brinjal              | 0.38           | 2.40       | 0.04                                | 0.25       | 0.41              | 2.64       | 593                        | 149        |
| 313               | lady's finger        | 0.04           | 0.31       | 0.01                                | 0.05       | 0.05              | 0.36       | 68                         | 19         |
| 314               | palak                | 0.19           | 0.72       | 0.03                                | 0.14       | 0.22              | 0.86       | 253                        | 55         |
| 317               | tomato               | 0.26           | 3.23       | 0.03                                | 0.29       | 0.29              | 3.51       | 598                        | 142        |
| 321               | chilli (green)       | 0.19           | 2.68       | 0.02                                | 0.46       | 0.22              | 3.14       | 770                        | 168        |
| 325               | lemon (no.)          | 0.32           | 0.26       | 0.00                                | 0.00       | 0.32              | 0.26       | 124                        | 27         |
| 340               | banana (no.)         | 4.17           | 2.08       | 3.00                                | 1.07       | 7.28              | 3.14       | 513                        | 114        |
| 344               | coconut (no.)        | 0.03           | 0.32       | 0.00                                | 0.00       | 0.03              | 0.32       | 53                         | 13         |
| 350               | mango                | 0.05           | 0.58       | 0.00                                | 0.00       | 0.05              | 0.58       | 60                         | 20         |
| 355               | apple                | 0.05           | 1.54       | 0.00                                | 0.00       | 0.05              | 1.54       | 148                        | 52         |
| 361               | groundnut            | 0.01           | 0.16       | 0.00                                | 0.00       | 0.01              | 0.16       | 25                         | 7          |
| 370 *             | sugar (crystal)      | 0.69           | 6.72       | 0.00                                | 0.00       | 0.69              | 6.72       | 321                        | 75         |
| 373 \$            | gur                  | 0.01           | 0.13       | 0.00                                | 0.00       | 0.01              | 0.13       | 28                         | 9          |
| 390               | turmeric (gm)        | 42.17          | 2.08       | 0.25                                | 0.01       | 42.63             | 2.08       | 724                        | 159        |

@ Quantity unit kg unless otherwise specified; \* cols. 9,10 exclude consumption out of public distr. system purchases  
\$ cols. 9,10 relate to fresh fish for item 284 and gur(cane) for item 373

**Table 1: Quantity and value of cash purchase consumption out of home-grown stock; and total consumption of different items of food, pan, tobacco, intoxicants and fuel & light per person for a period of 30 days**

| Arunachal Pradesh |                           | Urban          |            |                                     |            |                   |            |                            |            |
|-------------------|---------------------------|----------------|------------|-------------------------------------|------------|-------------------|------------|----------------------------|------------|
| item code         | item                      | cash purchase  |            | consumption out of home-grown stock |            | total consumption |            | hhs. reporting consumption |            |
|                   |                           | quantity (kg@) | value (Rs) | quantity (kg@)                      | value (Rs) | quantity (kg@)    | value (Rs) | estd. no. per 1000         | sample no. |
| (1)               | (2)                       | (3)            | (4)        | (5)                                 | (6)        | (7)               | (8)        | (9)                        | (10)       |
| 391               | black pepper (gm)         | 2.74           | 0.24       | 0.00                                | 0.00       | 2.71              | 0.23       | 97                         | 21         |
| 392               | dry chillies (gm)         | 23.45          | 1.17       | 3.26                                | 0.18       | 26.91             | 1.35       | 383                        | 88         |
| 393               | garlic (gm)               | 31.91          | 1.02       | 0.00                                | 0.00       | 31.88             | 1.02       | 434                        | 92         |
| 394               | tamarind (gm)             | 0.52           | 0.01       | 0.34                                | 0.01       | 0.86              | 0.02       | 7                          | 3          |
| 395               | ginger (gm)               | 57.15          | 0.73       | 1.16                                | 0.01       | 59.27             | 0.74       | 454                        | 88         |
| 400               | tea (no. of cups)         | 3.26           | 3.96       | -                                   | -          | 4.21              | 4.92       | 245                        | 66         |
| 401               | tea: leaf (gm)            | 97.74          | 7.44       | 0.00                                | 0.00       | 96.38             | 7.43       | 870                        | 196        |
| 403               | coffee powder (gm)        | 2.56           | 0.42       | 0.00                                | 0.00       | 2.56              | 0.42       | 41                         | 14         |
| 410               | biscuit and confectionery | -              | 3.65       | -                                   | 0.00       | -                 | 3.65       | 393                        | 109        |
| 411               | salted refreshments       | -              | 1.89       | -                                   | 0.00       | -                 | 1.89       | 218                        | 46         |
| 412               | prepared sweets           | -              | 0.87       | -                                   | 0.00       | -                 | 0.87       | 88                         | 20         |
| 431               | pan: finished (no.)       | 1.67           | 2.22       | 0.00                                | 0.00       | 1.77              | 2.22       | 168                        | 42         |
| 440               | bidi (no.)                | 21.89          | 2.19       | 0.00                                | 0.00       | 22.30             | 2.19       | 222                        | 51         |
| 441               | cigarettes (no.)          | 7.39           | 6.07       | 0.00                                | 0.00       | 7.52              | 6.07       | 147                        | 36         |
| 461               | firewood & chips          | 16.44          | 13.94      | 11.71                               | 4.73       | 33.38             | 21.85      | 523                        | 104        |
| 462               | electricity (st. unit)    | 4.45           | 4.98       | 0.01                                | 0.01       | 4.44              | 4.99       | 739                        | 156        |
| 463               | dung cake                 | -              | 0.00       | -                                   | 0.00       | -                 | 0.00       | 1                          | 1          |
| 464 *             | kerosene (ltr)            | 1.41           | 4.08       | 0.00                                | 0.00       | 1.42              | 4.05       | 101                        | 22         |
| 466               | matches (box)             | 2.06           | 0.95       | 0.00                                | 0.00       | 2.06              | 0.96       | 831                        | 168        |
| 472               | LPG (kg)                  | 1.21           | 7.08       | 0.00                                | 0.00       | 1.22              | 7.10       | 259                        | 67         |

@ Quantity unit kg unless otherwise specified; \* cols. 9,10 exclude consumption out of public distn. system purchases  
\$ cols. 9,10 relate to fresh fish for item 284 and gur(cane) for item 373

**Table 1: Quantity and value of cash purchase consumption out of home-grown stock; and total consumption of different items of food, pan, tobacco, intoxicants and fuel & light per person for a period of 30 days**

| Assam     |                      | Urban          |            |                                     |            |                   |            |                            |            |
|-----------|----------------------|----------------|------------|-------------------------------------|------------|-------------------|------------|----------------------------|------------|
| item code | item                 | cash purchase  |            | consumption out of home-grown stock |            | total consumption |            | hhs. reporting consumption |            |
|           |                      | quantity (kg@) | value (Rs) | quantity (kg@)                      | value (Rs) | quantity (kg@)    | value (Rs) | estd. no. per 1000         | sample no. |
| (1)       | (2)                  | (3)            | (4)        | (5)                                 | (6)        | (7)               | (8)        | (9)                        | (10)       |
| 102 *     | rice                 | 10.24          | 78.44      | 0.51                                | 3.72       | 10.40             | 79.29      | 910                        | 819        |
| 112 *     | atta                 | 1.04           | 6.56       | 0.00                                | 0.00       | 1.02              | 6.41       | 742                        | 657        |
| 190       | gram (whole grain)   | 0.05           | 0.77       | 0.00                                | 0.00       | 0.05              | 0.74       | 220                        | 175        |
| 210 *     | arhar (tur)          | 0.07           | 1.23       | 0.00                                | 0.00       | 0.07              | 1.21       | 290                        | 237        |
| 212 *     | gram (split)         | 0.04           | 0.69       | 0.00                                | 0.00       | 0.04              | 0.66       | 179                        | 153        |
| 214 *     | moong                | 0.18           | 3.00       | 0.00                                | 0.00       | 0.17              | 2.87       | 635                        | 570        |
| 216 *     | masur                | 0.40           | 5.31       | 0.00                                | 0.00       | 0.38              | 5.00       | 883                        | 777        |
| 221 *     | urd                  | 0.04           | 0.42       | 0.00                                | 0.03       | 0.04              | 0.44       | 197                        | 164        |
| 230       | milk: liquid (litre) | 1.54           | 14.80      | 0.10                                | 0.86       | 1.66              | 15.76      | 471                        | 422        |
| 234       | ghee                 | 0.01           | 0.74       | 0.00                                | 0.00       | 0.01              | 0.66       | 71                         | 65         |
| 240 *     | vanaspati            | 0.04           | 1.83       | 0.00                                | 0.00       | 0.04              | 1.78       | 230                        | 202        |
| 243 *     | mustard oil          | 0.45           | 14.58      | 0.00                                | 0.00       | 0.43              | 13.90      | 897                        | 807        |
| 245 *     | groundnut oil        | 0.00           | 0.08       | 0.00                                | 0.00       | 0.00              | 0.08       | 3                          | 4          |
| 247 *     | coconut oil          | 0.00           | 0.11       | 0.00                                | 0.00       | 0.00              | 0.13       | 5                          | 2          |
| 255 *     | refined oil          | 0.03           | 1.30       | 0.00                                | 0.00       | 0.03              | 1.22       | 71                         | 53         |
| 270       | goat meat            | 0.11           | 6.87       | 0.00                                | 0.00       | 0.11              | 6.87       | 461                        | 389        |
| 271       | mutton               | 0.01           | 0.59       | 0.00                                | 0.00       | 0.01              | 0.59       | 25                         | 24         |
| 272       | beef                 | 0.01           | 0.25       | 0.00                                | 0.00       | 0.01              | 0.25       | 28                         | 26         |
| 280       | chicken              | 0.10           | 4.73       | 0.00                                | 0.13       | 0.11              | 4.87       | 346                        | 285        |
| 282       | eggs (no.)           | 2.43           | 3.73       | 0.12                                | 0.14       | 2.49              | 3.77       | 661                        | 568        |
| 284 \$    | fish                 | 0.54           | 20.83      | 0.00                                | 0.05       | 0.54              | 20.67      | 859                        | 766        |
| 290       | potato               | 1.32           | 5.97       | 0.00                                | 0.01       | 1.27              | 5.78       | 931                        | 832        |
| 291       | onion                | 0.34           | 2.46       | 0.00                                | 0.00       | 0.33              | 2.39       | 888                        | 797        |
| 310       | cauliflower          | 0.23           | 1.05       | 0.00                                | 0.01       | 0.23              | 1.06       | 259                        | 242        |
| 311       | cabbage              | 0.31           | 1.36       | 0.01                                | 0.01       | 0.31              | 1.37       | 365                        | 363        |
| 312       | brinjal              | 0.43           | 2.05       | 0.01                                | 0.03       | 0.44              | 2.06       | 814                        | 714        |
| 313       | lady's finger        | 0.13           | 0.71       | 0.00                                | 0.01       | 0.13              | 0.72       | 332                        | 245        |
| 314       | palak                | 0.02           | 0.13       | 0.01                                | 0.05       | 0.04              | 0.19       | 107                        | 110        |
| 317       | tomato               | 0.12           | 0.85       | 0.01                                | 0.05       | 0.13              | 0.89       | 381                        | 365        |
| 321       | chilli (green)       | 0.12           | 2.02       | 0.00                                | 0.05       | 0.13              | 2.04       | 903                        | 798        |
| 325       | lemon (no.)          | 1.18           | 0.84       | 0.03                                | 0.01       | 1.19              | 0.81       | 455                        | 379        |
| 340       | banana (no.)         | 4.23           | 2.18       | 0.09                                | 0.02       | 4.35              | 2.22       | 690                        | 609        |
| 344       | coconut (no.)        | 0.08           | 0.63       | 0.01                                | 0.09       | 0.10              | 0.74       | 184                        | 148        |
| 350       | mango                | 0.15           | 2.63       | 0.00                                | 0.03       | 0.16              | 2.69       | 227                        | 168        |
| 355       | apple                | 0.09           | 1.94       | 0.00                                | 0.00       | 0.09              | 1.97       | 316                        | 266        |
| 361       | groundnut            | 0.00           | 0.15       | 0.00                                | 0.00       | 0.00              | 0.13       | 44                         | 41         |
| 370 *     | sugar (crystal)      | 0.67           | 8.24       | 0.00                                | 0.00       | 0.65              | 7.94       | 736                        | 661        |
| 373 \$    | gur                  | 0.03           | 0.29       | 0.00                                | 0.00       | 0.03              | 0.29       | 125                        | 109        |
| 390       | turmeric (gm)        | 43.39          | 1.81       | 1.09                                | 0.03       | 43.92             | 1.79       | 930                        | 832        |

@ Quantity unit kg unless otherwise specified; \* cols. 9,10 exclude consumption out of public distn. system purchases  
\$ cols. 9,10 relate to fresh fish for item 284 and gur(cane) for item 373



**Table 1: Quantity and value of cash purchase consumption out of home-grown stock; and total consumption of different items of food, pan, tobacco, intoxicants and fuel & light per person for a period of 30 days**

| Assam     |                           | Urban          |            |                                     |            |                   |            |                            |            |
|-----------|---------------------------|----------------|------------|-------------------------------------|------------|-------------------|------------|----------------------------|------------|
| item code | item                      | cash purchase  |            | consumption out of home-grown stock |            | total consumption |            | hhs. reporting consumption |            |
|           |                           | quantity (kg@) | value (Rs) | quantity (kg@)                      | value (Rs) | quantity (kg@)    | value (Rs) | estd. no. per 1000         | sample no. |
| (1)       | (2)                       | (3)            | (4)        | (5)                                 | (6)        | (7)               | (8)        | (9)                        | (10)       |
| 391       | black pepper (gm)         | 2.01           | 0.15       | 0.00                                | 0.00       | 2.00              | 0.15       | 156                        | 157        |
| 392       | dry chillies (gm)         | 13.53          | 0.55       | 0.00                                | 0.00       | 13.15             | 0.54       | 544                        | 501        |
| 393       | garlic (gm)               | 28.81          | 0.75       | 0.34                                | 0.01       | 28.56             | 0.74       | 765                        | 678        |
| 394       | tamarind (gm)             | 0.12           | 0.00       | 0.00                                | 0.00       | 0.23              | 0.00       | 7                          | 8          |
| 395       | ginger (gm)               | 34.41          | 0.63       | 1.47                                | 0.02       | 35.82             | 0.64       | 758                        | 659        |
| 400       | tea (no. of cups)         | 6.47           | 6.44       | -                                   | -          | 7.31              | 7.15       | 826                        | 726        |
| 401       | tea: leaf (gm)            | 65.67          | 4.69       | 0.00                                | 0.00       | 61.96             | 4.42       | 900                        | 798        |
| 402       | coffee (no. of cups)      | 0.05           | 0.10       | -                                   | -          | 0.07              | 0.10       | 9                          | 9          |
| 403       | coffee powder (gm)        | 0.28           | 0.04       | 0.00                                | 0.00       | 0.28              | 0.04       | 8                          | 10         |
| 410       | biscuit and confectionery | -              | 5.43       | -                                   | 0.00       | -                 | 5.41       | 865                        | 756        |
| 411       | salted refreshments       | -              | 1.77       | -                                   | 0.00       | -                 | 1.85       | 458                        | 418        |
| 412       | prepared sweets           | -              | 3.72       | -                                   | 0.10       | -                 | 3.93       | 543                        | 467        |
| 431       | pan: finished (no.)       | 4.01           | 3.13       | 0.10                                | 0.04       | 4.44              | 3.33       | 561                        | 443        |
| 440       | bidi (no.)                | 17.05          | 1.76       | 0.02                                | 0.00       | 17.03             | 1.77       | 283                        | 265        |
| 441       | cigarettes (no.)          | 8.29           | 5.52       | 0.00                                | 0.00       | 8.31              | 5.53       | 304                        | 279        |
| 461       | firewood & chips          | 9.49           | 7.21       | 0.50                                | 0.36       | 11.03             | 8.19       | 445                        | 421        |
| 462       | electricity (st. unit)    | 2.28           | 4.87       | 0.00                                | 0.00       | 2.33              | 5.07       | 567                        | 491        |
| 463       | dung cake                 | -              | 0.03       | -                                   | 0.00       | -                 | 0.03       | 5                          | 4          |
| 464 *     | kerosene (ltr)            | 1.17           | 4.84       | 0.00                                | 0.00       | 1.11              | 4.56       | 442                        | 415        |
| 466       | matches (box)             | 1.64           | 0.81       | 0.00                                | 0.00       | 1.57              | 0.77       | 958                        | 836        |
| 472       | LPG (kg)                  | 1.08           | 6.95       | 0.00                                | 0.00       | 1.09              | 7.22       | 329                        | 285        |

@ Quantity unit kg unless otherwise specified; \* cols. 9,10 exclude consumption out of public distn. system purchases  
\$ cols. 9,10 relate to fresh fish for item 284 and gur(cane) for item 373

Table 1: Quantity and value of cash purchase consumption out of home-grown stock; and total consumption of different items of food, pan, tobacco, intoxicants and fuel &amp; light per person for a period of 30 days

| Bihar     |                      | Urban          |            |                                     |            |                   |            |                            |            |
|-----------|----------------------|----------------|------------|-------------------------------------|------------|-------------------|------------|----------------------------|------------|
| item code | item                 | cash purchase  |            | consumption out of home-grown stock |            | total consumption |            | hhs. reporting consumption |            |
|           |                      | quantity (kg@) | value (Rs) | quantity (kg@)                      | value (Rs) | quantity (kg@)    | value (Rs) | estd. no. per 1000         | sample no. |
| (1)       | (2)                  | (3)            | (4)        | (5)                                 | (6)        | (7)               | (8)        | (9)                        | (10)       |
| 102 *     | rice                 | 6.25           | 45.46      | 0.37                                | 2.48       | 6.62              | 47.89      | 911                        | 2019       |
| 112 *     | atta                 | 2.42           | 13.30      | 0.31                                | 1.40       | 5.44              | 28.03      | 837                        | 1857       |
| 190       | gram (whole grain)   | 0.13           | 1.85       | 0.01                                | 0.10       | 0.13              | 1.89       | 337                        | 709        |
| 210 *     | arhar (tur)          | 0.27           | 4.49       | 0.01                                | 0.10       | 0.27              | 4.57       | 611                        | 1374       |
| 212 *     | gram (split)         | 0.04           | 0.74       | 0.01                                | 0.08       | 0.05              | 0.82       | 172                        | 403        |
| 214 *     | moong                | 0.05           | 0.86       | 0.00                                | 0.03       | 0.06              | 0.90       | 199                        | 504        |
| 216 *     | masur                | 0.33           | 4.02       | 0.01                                | 0.10       | 0.34              | 4.14       | 751                        | 1602       |
| 220 *     | urd                  | 0.01           | 0.15       | 0.00                                | 0.00       | 0.01              | 0.15       | 42                         | 106        |
| 230       | milk: liquid (litre) | 2.86           | 23.12      | 0.63                                | 4.86       | 3.49              | 28.03      | 623                        | 1391       |
| 234       | ghee                 | 0.02           | 1.36       | 0.00                                | 0.14       | 0.02              | 1.49       | 98                         | 218        |
| 240 *     | vanaspati            | 0.06           | 2.46       | 0.00                                | 0.00       | 0.06              | 2.45       | 325                        | 695        |
| 243 *     | mustard oil          | 0.36           | 12.32      | 0.00                                | 0.03       | 0.36              | 12.29      | 891                        | 1936       |
| 245 *     | groundnut oil        | 0.01           | 0.60       | 0.00                                | 0.00       | 0.01              | 0.59       | 22                         | 59         |
| 247 *     | coconut oil          | 0.00           | 0.00       | 0.00                                | 0.00       | 0.00              | 0.00       | 0                          | 1          |
| 255 *     | refined oil          | 0.02           | 0.88       | 0.00                                | 0.00       | 0.02              | 0.85       | 35                         | 101        |
| 270       | goat meat            | 0.11           | 6.06       | 0.00                                | 0.01       | 0.11              | 6.10       | 374                        | 812        |
| 271       | mutton               | 0.00           | 0.08       | 0.00                                | 0.00       | 0.00              | 0.08       | 5                          | 9          |
| 272       | beef                 | 0.02           | 0.31       | 0.00                                | 0.00       | 0.02              | 0.31       | 26                         | 56         |
| 274       | buffalo meat         | 0.01           | 0.11       | 0.00                                | 0.00       | 0.01              | 0.11       | 4                          | 11         |
| 280       | chicken              | 0.02           | 0.82       | 0.00                                | 0.16       | 0.02              | 0.99       | 64                         | 169        |
| 282       | eggs (no.)           | 0.85           | 1.10       | 0.05                                | 0.05       | 0.90              | 1.14       | 220                        | 468        |
| 284 \$    | fish                 | 0.12           | 3.79       | 0.00                                | 0.03       | 0.13              | 3.88       | 358                        | 759        |
| 290       | potato               | 2.17           | 7.32       | 0.02                                | 0.06       | 2.20              | 7.39       | 919                        | 2014       |
| 291       | onion                | 0.63           | 3.33       | 0.01                                | 0.03       | 0.64              | 3.37       | 862                        | 1874       |
| 310       | cauliflower          | 0.27           | 1.03       | 0.00                                | 0.02       | 0.28              | 1.05       | 288                        | 649        |
| 311       | cabbage              | 0.26           | 0.58       | 0.00                                | 0.00       | 0.26              | 0.58       | 261                        | 557        |
| 312       | brinjal              | 0.48           | 1.62       | 0.01                                | 0.02       | 0.49              | 1.65       | 683                        | 1465       |
| 313       | lady's finger        | 0.32           | 1.24       | 0.01                                | 0.02       | 0.33              | 1.26       | 437                        | 997        |
| 314       | palak                | 0.22           | 0.47       | 0.00                                | 0.01       | 0.22              | 0.47       | 305                        | 661        |
| 317       | tomato               | 0.35           | 1.29       | 0.00                                | 0.01       | 0.35              | 1.30       | 476                        | 1088       |
| 321       | chilli (green)       | 0.13           | 0.64       | 0.00                                | 0.01       | 0.13              | 0.65       | 648                        | 1408       |
| 325       | lemon (no.)          | 0.77           | 0.45       | 0.00                                | 0.00       | 0.78              | 0.45       | 408                        | 883        |
| 340       | banana (no.)         | 3.60           | 1.53       | 0.02                                | 0.00       | 3.67              | 1.56       | 510                        | 1100       |
| 344       | coconut (no.)        | 0.01           | 0.07       | 0.00                                | 0.00       | 0.01              | 0.07       | 16                         | 42         |
| 350       | mango                | 0.07           | 1.01       | 0.00                                | 0.00       | 0.08              | 1.03       | 121                        | 263        |
| 355       | apple                | 0.09           | 1.26       | 0.00                                | 0.00       | 0.09              | 1.26       | 200                        | 492        |
| 361       | groundnut            | 0.00           | 0.07       | 0.00                                | 0.00       | 0.00              | 0.07       | 22                         | 49         |
| 370 *     | sugar (crystal)      | 0.62           | 6.86       | 0.00                                | 0.00       | 0.62              | 6.84       | 565                        | 1196       |
| 373 \$    | gur                  | 0.03           | 0.27       | 0.00                                | 0.01       | 0.03              | 0.28       | 107                        | 198        |
| 390       | turmeric (gm)        | 41.72          | 1.10       | 0.03                                | 0.00       | 41.32             | 1.09       | 834                        | 1838       |

@ Quantity unit kg unless otherwise specified; \* cols. 9,10 exclude consumption out of public distn. system purchases  
\$ cols. 9,10 relate to fresh fish for item 284 and gur(cane) for item 373

**Table 1: Quantity and value of cash purchase consumption out of home-grown stock; and total consumption of different items of food, pan, tobacco, intoxicants and fuel & light per person for a period of 30 days**

| Bihar     |                           | Urban          |            |                                     |            |                   |            |                            |            |
|-----------|---------------------------|----------------|------------|-------------------------------------|------------|-------------------|------------|----------------------------|------------|
| item code | item                      | cash purchase  |            | consumption out of home-grown stock |            | total consumption |            | hhs. reporting consumption |            |
|           |                           | quantity (kg@) | value (Rs) | quantity (kg@)                      | value (Rs) | quantity (kg@)    | value (Rs) | estd. no. per 1000         | sample no. |
| (1)       | (2)                       | (3)            | (4)        | (5)                                 | (6)        | (7)               | (8)        | (9)                        | (10)       |
| 391       | black pepper (gm)         | 11.90          | 0.79       | 0.00                                | 0.00       | 11.72             | 0.78       | 588                        | 1327       |
| 392       | dry chillies (gm)         | 34.38          | 0.95       | 0.01                                | 0.00       | 34.07             | 0.94       | 760                        | 1672       |
| 393       | garlic (gm)               | 35.08          | 0.77       | 0.47                                | 0.01       | 36.04             | 0.78       | 750                        | 1633       |
| 394       | tamarind (gm)             | 0.80           | 0.02       | 0.00                                | 0.00       | 0.83              | 0.02       | 19                         | 41         |
| 395       | ginger (gm)               | 15.67          | 0.35       | 0.06                                | 0.00       | 15.70             | 0.35       | 442                        | 970        |
| 400       | tea (no. of cups)         | 4.92           | 3.48       | -                                   | -          | 5.15              | 3.65       | 537                        | 1088       |
| 401       | tea: leaf (gm)            | 38.40          | 3.02       | 0.00                                | 0.00       | 38.16             | 3.02       | 642                        | 1422       |
| 402       | coffee (no. of cups)      | 0.02           | 0.03       | -                                   | -          | 0.02              | 0.03       | 4                          | 5          |
| 403       | coffee powder (gm)        | 0.12           | 0.04       | 0.00                                | 0.00       | 0.13              | 0.04       | 7                          | 28         |
| 410       | biscuit and confectionery | -              | 2.58       | -                                   | 0.00       | -                 | 2.58       | 557                        | 1143       |
| 411       | salted refreshments       | -              | 3.03       | -                                   | 0.00       | -                 | 3.11       | 485                        | 994        |
| 412       | prepared sweets           | -              | 1.78       | -                                   | 0.01       | -                 | 1.80       | 316                        | 651        |
| 431       | pan: finished (no.)       | 1.94           | 1.07       | 0.05                                | 0.03       | 2.04              | 1.12       | 180                        | 357        |
| 440       | bidi (no.)                | 6.48           | 0.47       | 0.00                                | 0.00       | 6.57              | 0.47       | 130                        | 257        |
| 441       | cigarettes (no.)          | 1.13           | 0.81       | 0.00                                | 0.00       | 1.15              | 0.81       | 68                         | 160        |
| 461       | firewood & chips          | 2.42           | 2.29       | 0.28                                | 0.23       | 3.95              | 3.25       | 323                        | 691        |
| 462       | electricity (st. unit)    | 2.83           | 5.80       | 0.00                                | 0.00       | 2.99              | 6.06       | 500                        | 1112       |
| 463       | dung cake                 | -              | 0.95       | -                                   | 0.67       | -                 | 1.89       | 394                        | 807        |
| 464 *     | kerosene (ltr)            | 0.79           | 3.84       | 0.00                                | 0.00       | 0.79              | 3.82       | 595                        | 1218       |
| 466       | matches (box)             | 1.11           | 0.39       | 0.00                                | 0.00       | 1.11              | 0.39       | 941                        | 2036       |
| 472       | LPG (kg)                  | 0.53           | 3.57       | 0.00                                | 0.00       | 0.53              | 3.55       | 157                        | 426        |

@ Quantity unit kg unless otherwise specified; \* cols. 9,10 exclude consumption out of public distn. system purchases  
\$ cols. 9,10 relate to fresh fish for item 284 and gur(cane) for item 373

**Table 1: Quantity and value of cash purchase consumption out of home-grown stock; and total consumption of different items of food, pan, tobacco, intoxicants and fuel & light per person for a period of 30 days**

| Goa       |                      | Urban          |            |                                     |            |                   |            |                            |            |
|-----------|----------------------|----------------|------------|-------------------------------------|------------|-------------------|------------|----------------------------|------------|
| item code | item                 | cash purchase  |            | consumption out of home-grown stock |            | total consumption |            | hhs. reporting consumption |            |
|           |                      | quantity (kg@) | value (Rs) | quantity (kg@)                      | value (Rs) | quantity (kg@)    | value (Rs) | estd. no. per 1000         | sample no. |
| (1)       | (2)                  | (3)            | (4)        | (5)                                 | (6)        | (7)               | (8)        | (9)                        | (10)       |
| 102 *     | rice                 | 6.51           | 44.15      | 0.31                                | 2.28       | 6.83              | 46.62      | 845                        | 179        |
| 112 *     | atta                 | 0.06           | 0.44       | 0.00                                | 0.00       | 1.65              | 8.13       | 410                        | 88         |
| 190       | gram (whole grain)   | 0.03           | 0.51       | 0.00                                | 0.00       | 0.04              | 0.56       | 215                        | 36         |
| 210 *     | arhar (tur)          | 0.28           | 5.06       | 0.00                                | 0.05       | 0.30              | 5.36       | 868                        | 181        |
| 212 *     | gram (split)         | 0.03           | 0.61       | 0.00                                | 0.00       | 0.04              | 0.62       | 147                        | 28         |
| 214 *     | moong                | 0.11           | 1.72       | 0.00                                | 0.02       | 0.12              | 1.89       | 537                        | 109        |
| 216 *     | masur                | 0.04           | 0.69       | 0.00                                | 0.00       | 0.04              | 0.72       | 198                        | 53         |
| 220 *     | urd                  | 0.04           | 0.66       | 0.00                                | 0.00       | 0.04              | 0.68       | 234                        | 37         |
| 230       | milk: liquid (litre) | 3.16           | 30.67      | 0.09                                | 0.73       | 3.25              | 31.40      | 749                        | 160        |
| 234       | ghee                 | 0.01           | 0.74       | 0.00                                | 0.00       | 0.01              | 0.83       | 55                         | 14         |
| 240 *     | vanaspati            | 0.03           | 1.12       | 0.00                                | 0.00       | 0.03              | 1.15       | 102                        | 24         |
| 243 *     | mustard oil          | 0.01           | 0.36       | 0.00                                | 0.00       | 0.01              | 0.32       | 9                          | 3          |
| 245 *     | groundnut oil        | 0.30           | 11.47      | 0.00                                | 0.00       | 0.30              | 11.49      | 696                        | 154        |
| 247 *     | coconut oil          | 0.02           | 0.83       | 0.00                                | 0.04       | 0.02              | 0.87       | 18                         | 5          |
| 255 *     | refined oil          | 0.02           | 0.98       | 0.00                                | 0.00       | 0.02              | 0.98       | 46                         | 7          |
| 270       | goat meat            | 0.03           | 1.80       | 0.00                                | 0.00       | 0.03              | 1.80       | 100                        | 23         |
| 271       | mutton               | 0.07           | 3.83       | 0.00                                | 0.00       | 0.07              | 3.83       | 189                        | 41         |
| 272       | beef                 | 0.16           | 3.70       | 0.00                                | 0.00       | 0.16              | 3.70       | 193                        | 45         |
| 274       | buffalo meat         | 0.01           | 0.15       | 0.00                                | 0.00       | 0.01              | 0.15       | 8                          | 1          |
| 280       | chicken              | 0.04           | 1.59       | 0.01                                | 0.31       | 0.04              | 1.89       | 107                        | 29         |
| 282       | eggs (no.)           | 3.35           | 3.53       | 0.00                                | 0.00       | 3.35              | 3.52       | 490                        | 105        |
| 284 \$    | fish                 | 1.86           | 33.93      | 0.05                                | 0.48       | 1.91              | 34.43      | 817                        | 175        |
| 290       | potato               | 0.33           | 1.95       | 0.00                                | 0.00       | 0.33              | 1.94       | 716                        | 160        |
| 291       | onion                | 0.69           | 4.65       | 0.00                                | 0.00       | 0.68              | 4.55       | 928                        | 196        |
| 310       | cauliflower          | 0.10           | 0.94       | 0.00                                | 0.00       | 0.10              | 0.94       | 360                        | 86         |
| 311       | cabbage              | 0.20           | 1.54       | 0.00                                | 0.00       | 0.20              | 1.54       | 666                        | 142        |
| 312       | brinjal              | 0.12           | 0.71       | 0.00                                | 0.00       | 0.12              | 0.71       | 348                        | 74         |
| 313       | lady's finger        | 0.09           | 0.83       | 0.00                                | 0.00       | 0.09              | 0.83       | 386                        | 78         |
| 314       | palak                | 0.06           | 0.38       | 0.00                                | 0.00       | 0.06              | 0.38       | 267                        | 67         |
| 317       | tomato               | 0.42           | 3.30       | 0.00                                | 0.01       | 0.42              | 3.30       | 810                        | 178        |
| 321       | chilli (green)       | 0.18           | 1.74       | 0.00                                | 0.00       | 0.18              | 1.74       | 890                        | 188        |
| 325       | lemon (no.)          | 1.48           | 1.06       | 0.00                                | 0.00       | 1.48              | 1.06       | 603                        | 130        |
| 340       | banana (no.)         | 4.84           | 3.19       | 0.00                                | 0.00       | 4.92              | 3.26       | 732                        | 160        |
| 344       | coconut (no.)        | 4.09           | 21.83      | 0.46                                | 2.34       | 4.60              | 24.40      | 913                        | 195        |
| 350       | mango                | 0.45           | 2.19       | 0.04                                | 0.13       | 0.48              | 2.31       | 102                        | 31         |
| 355       | apple                | 0.10           | 1.52       | 0.00                                | 0.00       | 0.10              | 1.54       | 251                        | 49         |
| 361       | groundnut            | 0.03           | 0.53       | 0.00                                | 0.00       | 0.03              | 0.53       | 175                        | 42         |
| 370 *     | sugar (crystal)      | 1.06           | 11.99      | 0.00                                | 0.00       | 1.04              | 11.83      | 908                        | 190        |
| 373 \$    | gur                  | 0.05           | 0.66       | 0.00                                | 0.01       | 0.06              | 0.69       | 199                        | 40         |
| 390       | turmeric (gm)        | 13.64          | 0.57       | 0.00                                | 0.00       | 22.62             | 1.06       | 930                        | 196        |

@ Quantity unit kg unless otherwise specified; \* cols. 9,10 exclude consumption out of public distn. system purchases  
\$ cols. 9,10 relate to fresh fish for item 284 and gur(cane) for item 373

**Table 1: Quantity and value of cash purchase consumption out of home-grown stock; and total consumption of different items of food, pan, tobacco, intoxicants and fuel & light per person for a period of 30 days**

| Goa       |                           | Urban          |            |                                     |            |                   |            |                            |            |
|-----------|---------------------------|----------------|------------|-------------------------------------|------------|-------------------|------------|----------------------------|------------|
| item code | item                      | cash purchase  |            | consumption out of home-grown stock |            | total consumption |            | hhs. reporting consumption |            |
|           |                           | quantity (kg@) | value (Rs) | quantity (kg@)                      | value (Rs) | quantity (kg@)    | value (Rs) | estd. no. per 1000         | sample no. |
| (1)       | (2)                       | (3)            | (4)        | (5)                                 | (6)        | (7)               | (8)        | (9)                        | (10)       |
| 391       | black pepper (gm)         | 2.33           | 0.21       | 0.00                                | 0.00       | 5.65              | 0.45       | 362                        | 82         |
| 392       | dry chillies (gm)         | 56.18          | 2.50       | 0.00                                | 0.00       | 98.15             | 4.49       | 879                        | 181        |
| 393       | garlic (gm)               | 16.77          | 0.49       | 0.00                                | 0.00       | 23.69             | 0.85       | 697                        | 156        |
| 394       | tamarind (gm)             | 12.08          | 0.24       | 0.00                                | 0.00       | 25.89             | 0.75       | 561                        | 116        |
| 395       | ginger (gm)               | 6.93           | 0.22       | 0.00                                | 0.00       | 11.06             | 0.45       | 492                        | 112        |
| 400       | tea (no. of cups)         | 9.15           | 10.66      | -                                   | -          | 9.55              | 11.05      | 719                        | 151        |
| 401       | tea: leaf (gm)            | 98.21          | 7.32       | 0.00                                | 0.00       | 96.33             | 7.16       | 937                        | 197        |
| 402       | coffee (no. of cups)      | 0.11           | 0.11       | -                                   | -          | 0.11              | 0.11       | 15                         | 1          |
| 403       | coffee powder (gm)        | 6.27           | 0.56       | 0.00                                | 0.00       | 6.86              | 0.61       | 120                        | 26         |
| 410       | biscuit and confectionery | -              | 4.04       | -                                   | 0.00       | -                 | 4.05       | 479                        | 97         |
| 411       | salted refreshments       | -              | 1.38       | -                                   | 0.00       | -                 | 1.46       | 215                        | 46         |
| 412       | prepared sweets           | -              | 0.45       | -                                   | 0.01       | -                 | 0.52       | 81                         | 19         |
| 431       | pan: finished (no.)       | 0.01           | 0.03       | 0.00                                | 0.00       | 0.01              | 0.03       | 10                         | 3          |
| 440       | bidi (no.)                | 31.01          | 2.84       | 0.00                                | 0.00       | 31.01             | 2.84       | 225                        | 45         |
| 441       | cigarettes (no.)          | 4.29           | 3.18       | 0.00                                | 0.00       | 4.21              | 3.18       | 127                        | 29         |
| 461       | firewood & chips          | 2.42           | 2.40       | 0.13                                | 0.09       | 4.64              | 4.20       | 319                        | 67         |
| 462       | electricity (st. unit)    | 9.30           | 8.92       | 0.00                                | 0.00       | 9.29              | 8.92       | 795                        | 175        |
| 463       | dung cake                 | -              | 0.00       | -                                   | 0.01       | -                 | 0.01       | 3                          | 1          |
| 464 *     | kerosene (ltr)            | 2.39           | 7.40       | 0.00                                | 0.00       | 2.33              | 7.18       | 460                        | 102        |
| 466       | matches (box)             | 2.26           | 0.73       | 0.00                                | 0.00       | 2.22              | 0.72       | 936                        | 196        |
| 472       | LPG (kg)                  | 1.20           | 7.58       | 0.00                                | 0.00       | 1.32              | 8.41       | 431                        | 98         |

@ Quantity unit kg unless otherwise specified; \* cols. 9,10 exclude consumption out of public distn. system purchases  
\$ cols. 9,10 relate to fresh fish for item 284 and gur(cane) for item 373

**Table 1: Quantity and value of cash purchase consumption out of home-grown stock; and total consumption of different items of food, pan, tobacco, intoxicants and fuel & light per person for a period of 30 days**

| Gujarat   |                      | Urban          |            |                                     |            |                   |            |                            |            |
|-----------|----------------------|----------------|------------|-------------------------------------|------------|-------------------|------------|----------------------------|------------|
| item code | item                 | cash purchase  |            | consumption out of home-grown stock |            | total consumption |            | hhs. reporting consumption |            |
|           |                      | quantity (kg@) | value (Rs) | quantity (kg@)                      | value (Rs) | quantity (kg@)    | value (Rs) | estd. no. per 1000         | sample no. |
| (1)       | (2)                  | (3)            | (4)        | (5)                                 | (6)        | (7)               | (8)        | (9)                        | (10)       |
| 102 *     | rice                 | 1.37           | 10.48      | 0.04                                | 0.34       | 2.00              | 16.55      | 788                        | 1993       |
| 112 *     | atta                 | 0.12           | 0.73       | 0.03                                | 0.13       | 5.32              | 26.91      | 809                        | 2021       |
| 190       | gram (whole grain)   | 0.03           | 0.42       | 0.00                                | 0.00       | 0.03              | 0.47       | 222                        | 655        |
| 210 *     | arhar (tur)          | 0.31           | 5.40       | 0.00                                | 0.06       | 0.41              | 7.29       | 834                        | 2116       |
| 212 *     | gram (split)         | 0.06           | 1.02       | 0.00                                | 0.00       | 0.07              | 1.09       | 372                        | 914        |
| 214 *     | moong                | 0.26           | 3.85       | 0.00                                | 0.02       | 0.28              | 4.22       | 816                        | 2037       |
| 216 *     | masur                | 0.01           | 0.08       | 0.00                                | 0.00       | 0.01              | 0.10       | 29                         | 76         |
| 220 *     | urd                  | 0.02           | 0.36       | 0.00                                | 0.00       | 0.03              | 0.39       | 197                        | 446        |
| 230       | milk: liquid (litre) | 5.85           | 48.38      | 0.36                                | 2.72       | 6.21              | 51.18      | 960                        | 2288       |
| 234       | ghee                 | 0.08           | 7.87       | 0.00                                | 0.03       | 0.09              | 8.14       | 397                        | 1039       |
| 240 *     | vanaspati            | 0.02           | 0.99       | 0.00                                | 0.00       | 0.02              | 1.04       | 139                        | 361        |
| 243 *     | mustard oil          | 0.01           | 0.31       | 0.00                                | 0.00       | 0.01              | 0.41       | 21                         | 58         |
| 245 *     | groundnut oil        | 0.58           | 22.44      | 0.00                                | 0.00       | 0.83              | 32.04      | 834                        | 2060       |
| 247 *     | coconut oil          | 0.00           | 0.27       | 0.00                                | 0.00       | 0.01              | 0.41       | 4                          | 13         |
| 255 *     | refined oil          | 0.00           | 0.10       | 0.00                                | 0.00       | 0.00              | 0.09       | 2                          | 8          |
| 270       | goat meat            | 0.06           | 2.67       | 0.00                                | 0.00       | 0.06              | 2.68       | 166                        | 402        |
| 271       | mutton               | 0.01           | 0.36       | 0.00                                | 0.00       | 0.01              | 0.36       | 33                         | 75         |
| 272       | beef                 | 0.01           | 0.19       | 0.00                                | 0.00       | 0.01              | 0.17       | 12                         | 41         |
| 280       | chicken              | 0.01           | 0.29       | 0.00                                | 0.01       | 0.01              | 0.31       | 26                         | 81         |
| 282       | eggs (no.)           | 0.42           | 0.59       | 0.01                                | 0.01       | 0.43              | 0.60       | 130                        | 330        |
| 284 \$    | fish                 | 0.04           | 0.97       | 0.00                                | 0.00       | 0.04              | 1.02       | 98                         | 233        |
| 290       | potato               | 0.84           | 4.05       | 0.00                                | 0.00       | 0.83              | 4.00       | 893                        | 2237       |
| 291       | onion                | 0.58           | 2.95       | 0.00                                | 0.00       | 0.58              | 2.92       | 848                        | 2132       |
| 310       | cauliflower          | 0.17           | 1.23       | 0.00                                | 0.00       | 0.17              | 1.23       | 450                        | 1071       |
| 311       | cabbage              | 0.33           | 2.13       | 0.00                                | 0.00       | 0.33              | 2.13       | 761                        | 1861       |
| 312       | brinjal              | 0.54           | 2.83       | 0.00                                | 0.01       | 0.54              | 2.82       | 869                        | 2187       |
| 313       | lady's finger        | 0.20           | 1.61       | 0.00                                | 0.00       | 0.20              | 1.62       | 629                        | 1629       |
| 314       | palak                | 0.09           | 0.50       | 0.00                                | 0.00       | 0.09              | 0.50       | 330                        | 917        |
| 317       | tomato               | 0.38           | 3.01       | 0.00                                | 0.00       | 0.38              | 3.01       | 830                        | 2072       |
| 321       | chilli (green)       | 0.18           | 1.79       | 0.00                                | 0.00       | 0.18              | 1.78       | 875                        | 2167       |
| 325       | lemon (no.)          | 2.09           | 0.81       | 0.00                                | 0.00       | 2.09              | 0.81       | 661                        | 1779       |
| 340       | banana (no.)         | 3.23           | 2.00       | 0.00                                | 0.00       | 3.24              | 2.00       | 606                        | 1502       |
| 344       | coconut (no.)        | 0.03           | 0.15       | 0.00                                | 0.00       | 0.03              | 0.15       | 50                         | 177        |
| 350       | mango                | 0.15           | 1.83       | 0.00                                | 0.00       | 0.17              | 1.85       | 144                        | 479        |
| 355       | apple                | 0.09           | 1.55       | 0.00                                | 0.00       | 0.09              | 1.55       | 338                        | 828        |
| 361       | groundnut            | 0.02           | 0.61       | 0.00                                | 0.01       | 0.03              | 0.68       | 236                        | 689        |
| 370 *     | sugar (crystal)      | 1.02           | 11.80      | 0.00                                | 0.00       | 1.00              | 11.59      | 884                        | 2240       |
| 373 \$    | gur                  | 0.19           | 2.35       | 0.00                                | 0.00       | 0.20              | 2.50       | 575                        | 1445       |
| 390       | turmeric (gm)        | 14.15          | 0.49       | 0.00                                | 0.00       | 30.79             | 1.08       | 909                        | 2277       |

@ Quantity unit kg unless otherwise specified; \* cols. 9,10 exclude consumption out of public distn. system purchases  
\$ cols. 9,10 relate to fresh fish for item 284 and gur(cane) for item 373

**Table 1: Quantity and value of cash purchase consumption out of home-grown stock; and total consumption of different items of food, pan, tobacco, intoxicants and fuel & light per person for a period of 30 days**

| Gujarat   |                           | Urban          |            |                                     |            |                   |            |                            |            |
|-----------|---------------------------|----------------|------------|-------------------------------------|------------|-------------------|------------|----------------------------|------------|
| item code | item                      | cash purchase  |            | consumption out of home-grown stock |            | total consumption |            | hhs. reporting consumption |            |
|           |                           | quantity (kg@) | value (Rs) | quantity (kg@)                      | value (Rs) | quantity (kg@)    | value (Rs) | estd. no. per 1000         | sample no. |
| (1)       | (2)                       | (3)            | (4)        | (5)                                 | (6)        | (7)               | (8)        | (9)                        | (10)       |
| 391       | black pepper (gm)         | 2.39           | 0.17       | 0.00                                | 0.00       | 5.60              | 0.39       | 346                        | 920        |
| 392       | dry chillies (gm)         | 28.72          | 1.06       | 0.00                                | 0.00       | 64.21             | 2.42       | 896                        | 2245       |
| 393       | garlic (gm)               | 41.15          | 0.77       | 0.00                                | 0.00       | 50.28             | 0.94       | 819                        | 2011       |
| 394       | tamarind (gm)             | 5.41           | 0.10       | 0.17                                | 0.00       | 10.08             | 0.18       | 246                        | 684        |
| 395       | ginger (gm)               | 21.68          | 0.58       | 0.00                                | 0.00       | 23.54             | 0.65       | 415                        | 1064       |
| 400       | tea (no. of cups)         | 3.40           | 5.58       | -                                   | -          | 3.74              | 6.08       | 571                        | 1435       |
| 401       | tea: leaf (gm)            | 96.05          | 8.36       | 0.00                                | 0.00       | 93.34             | 8.00       | 910                        | 2283       |
| 402       | coffee (no. of cups)      | 0.04           | 0.04       | -                                   | -          | 0.09              | 0.06       | 16                         | 39         |
| 403       | coffee powder (gm)        | 0.95           | 0.27       | 0.00                                | 0.00       | 0.85              | 0.24       | 51                         | 174        |
| 410       | biscuit and confectionery | -              | 2.48       | -                                   | 0.00       | -                 | 2.48       | 562                        | 1421       |
| 411       | salted refreshments       | -              | 3.05       | -                                   | 0.02       | -                 | 3.10       | 496                        | 1233       |
| 412       | prepared sweets           | -              | 1.23       | -                                   | 0.00       | -                 | 1.25       | 150                        | 475        |
| 431       | pan: finished (no.)       | 1.38           | 1.90       | 0.00                                | 0.00       | 1.45              | 1.93       | 120                        | 316        |
| 440       | bidi (no.)                | 47.77          | 4.08       | 0.00                                | 0.00       | 47.12             | 4.06       | 320                        | 744        |
| 441       | cigarettes (no.)          | 0.90           | 0.64       | 0.00                                | 0.00       | 0.90              | 0.64       | 47                         | 150        |
| 461       | firewood & chips          | 1.69           | 1.84       | 0.20                                | 0.19       | 2.71              | 2.78       | 226                        | 500        |
| 462       | electricity (st. unit)    | 10.57          | 13.11      | 0.00                                | 0.00       | 11.39             | 14.49      | 804                        | 2056       |
| 463       | dung cake                 | -              | 0.21       | -                                   | 0.15       | -                 | 0.49       | 83                         | 174        |
| 464 *     | kerosene (ltr)            | 1.74           | 5.92       | 0.00                                | 0.00       | 1.72              | 5.87       | 290                        | 672        |
| 466       | matches (box)             | 2.27           | 0.66       | 0.00                                | 0.00       | 2.29              | 0.66       | 887                        | 2229       |
| 472       | LPG (kg)                  | 1.01           | 7.20       | 0.00                                | 0.00       | 1.01              | 7.28       | 392                        | 1105       |

@ Quantity unit kg unless otherwise specified; \* cols. 9,10 exclude consumption out of public distrn. system purchases  
\$ cols. 9,10 relate to fresh fish for item 284 and gur(cane) for item 373

**Table 1: Quantity and value of cash purchase consumption out of home-grown stock; and total consumption of different items of food, pan, tobacco, intoxicants and fuel & light per person for a period of 30 days**

| Haryana   |                      | Urban          |            |                                     |            |                   |            |                            |            |
|-----------|----------------------|----------------|------------|-------------------------------------|------------|-------------------|------------|----------------------------|------------|
| item code | item                 | cash purchase  |            | consumption out of home-grown stock |            | total consumption |            | hhs. reporting consumption |            |
|           |                      | quantity (kg@) | value (Rs) | quantity (kg@)                      | value (Rs) | quantity (kg@)    | value (Rs) | estd. no. per 1000         | sample no. |
| (1)       | (2)                  | (3)            | (4)        | (5)                                 | (6)        | (7)               | (8)        | (9)                        | (10)       |
| 102 *     | rice                 | 1.49           | 10.97      | 0.02                                | 0.20       | 1.52              | 11.32      | 820                        | 576        |
| 112 *     | atta                 | 3.42           | 16.06      | 0.56                                | 2.08       | 8.55              | 35.32      | 912                        | 637        |
| 190       | gram (whole grain)   | 0.08           | 1.17       | 0.01                                | 0.08       | 0.10              | 1.30       | 332                        | 249        |
| 210 *     | arhar (tur)          | 0.07           | 1.07       | 0.00                                | 0.01       | 0.07              | 1.09       | 233                        | 154        |
| 212 *     | gram (split)         | 0.12           | 1.86       | 0.00                                | 0.02       | 0.12              | 1.87       | 582                        | 441        |
| 214 *     | moong                | 0.18           | 2.82       | 0.00                                | 0.01       | 0.18              | 2.79       | 797                        | 568        |
| 216 *     | masur                | 0.12           | 1.70       | 0.00                                | 0.01       | 0.12              | 1.71       | 594                        | 444        |
| 220 *     | urd                  | 0.09           | 1.28       | 0.00                                | 0.00       | 0.09              | 1.28       | 445                        | 337        |
| 230       | milk: liquid (litre) | 6.55           | 58.09      | 2.52                                | 17.40      | 9.10              | 75.69      | 946                        | 669        |
| 234       | ghee                 | 0.10           | 9.75       | 0.01                                | 0.67       | 0.11              | 10.69      | 302                        | 228        |
| 240 *     | vanaspati            | 0.28           | 10.36      | 0.00                                | 0.00       | 0.27              | 10.00      | 640                        | 450        |
| 243 *     | mustard oil          | 0.13           | 3.82       | 0.00                                | 0.13       | 0.15              | 4.16       | 455                        | 330        |
| 245 *     | groundnut oil        | 0.00           | 0.08       | 0.00                                | 0.00       | 0.00              | 0.08       | 1                          | 1          |
| 255 *     | refined oil          | 0.06           | 2.42       | 0.00                                | 0.00       | 0.06              | 2.44       | 93                         | 78         |
| 270       | goat meat            | 0.05           | 2.33       | 0.00                                | 0.16       | 0.05              | 2.49       | 139                        | 84         |
| 274       | buffalo meat         | 0.00           | 0.01       | 0.00                                | 0.00       | 0.00              | 0.01       | 5                          | 2          |
| 280       | chicken              | 0.00           | 0.16       | 0.00                                | 0.02       | 0.00              | 0.18       | 17                         | 9          |
| 282       | eggs (no.)           | 0.49           | 0.60       | 0.00                                | 0.00       | 0.49              | 0.60       | 77                         | 53         |
| 284 \$    | fish                 | 0.00           | 0.12       | 0.00                                | 0.00       | 0.00              | 0.12       | 16                         | 7          |
| 290       | potato               | 1.08           | 3.89       | 0.00                                | 0.01       | 1.08              | 3.90       | 939                        | 662        |
| 291       | onion                | 0.62           | 3.47       | 0.00                                | 0.01       | 0.63              | 3.47       | 889                        | 624        |
| 310       | cauliflower          | 0.38           | 1.81       | 0.00                                | 0.02       | 0.39              | 1.83       | 558                        | 331        |
| 311       | cabbage              | 0.12           | 0.53       | 0.00                                | 0.00       | 0.12              | 0.54       | 253                        | 156        |
| 312       | brinjal              | 0.29           | 1.18       | 0.00                                | 0.00       | 0.30              | 1.21       | 683                        | 493        |
| 313       | lady's finger        | 0.12           | 0.98       | 0.00                                | 0.00       | 0.12              | 0.99       | 304                        | 267        |
| 314       | palak                | 0.25           | 0.71       | 0.00                                | 0.01       | 0.25              | 0.73       | 495                        | 331        |
| 317       | tomato               | 0.58           | 4.05       | 0.00                                | 0.01       | 0.59              | 4.05       | 901                        | 631        |
| 321       | chilli (green)       | 0.06           | 0.44       | 0.00                                | 0.00       | 0.06              | 0.47       | 636                        | 455        |
| 325       | lemon (no.)          | 2.13           | 1.13       | 0.01                                | 0.01       | 2.14              | 1.14       | 493                        | 371        |
| 340       | banana (no.)         | 5.18           | 3.82       | 0.00                                | 0.00       | 5.28              | 3.88       | 778                        | 518        |
| 344       | coconut (no.)        | 0.01           | 0.04       | 0.00                                | 0.00       | 0.01              | 0.04       | 15                         | 12         |
| 350       | mango                | 0.05           | 0.70       | 0.00                                | 0.00       | 0.05              | 0.70       | 99                         | 97         |
| 355       | apple                | 0.28           | 3.54       | 0.00                                | 0.00       | 0.29              | 3.60       | 543                        | 351        |
| 361       | groundnut            | 0.03           | 0.61       | 0.00                                | 0.00       | 0.03              | 0.61       | 174                        | 106        |
| 370 *     | sugar (crystal)      | 1.31           | 15.60      | 0.00                                | 0.00       | 1.31              | 15.58      | 930                        | 656        |
| 373 \$    | gur                  | 0.03           | 0.29       | 0.00                                | 0.00       | 0.03              | 0.29       | 96                         | 58         |
| 390       | turmeric (gm)        | 43.75          | 1.57       | 0.00                                | 0.00       | 46.73             | 1.67       | 948                        | 669        |
| 391       | black pepper (gm)    | 1.59           | 0.11       | 0.00                                | 0.00       | 1.66              | 0.11       | 105                        | 93         |
| 392       | dry chillies (gm)    | 42.41          | 1.78       | 0.12                                | 0.00       | 56.51             | 2.34       | 925                        | 654        |

@ Quantity unit kg unless otherwise specified; \* cols. 9,10 exclude consumption out of public distn. system purchases  
\$ cols. 9,10 relate to fresh fish for item 284 and gur(cane) for item 373



**Table 1: Quantity and value of cash purchase consumption out of home-grown stock; and total consumption of different items of food, pan, tobacco, intoxicants and fuel & light per person for a period of 30 days**

| Haryana   |                           | Urban          |            |                                     |            |                   |            |                            |            |
|-----------|---------------------------|----------------|------------|-------------------------------------|------------|-------------------|------------|----------------------------|------------|
| item code | item                      | cash purchase  |            | consumption out of home-grown stock |            | total consumption |            | hhs. reporting consumption |            |
|           |                           | quantity (kg@) | value (Rs) | quantity (kg@)                      | value (Rs) | quantity (kg@)    | value (Rs) | estd. no. per 1000         | sample no. |
| (1)       | (2)                       | (3)            | (4)        | (5)                                 | (6)        | (7)               | (8)        | (9)                        | (10)       |
| 393       | garlic (gm)               | 23.81          | 0.62       | 0.37                                | 0.01       | 27.57             | 0.72       | 576                        | 376        |
| 394       | tamarind (gm)             | 0.81           | 0.02       | 0.00                                | 0.00       | 0.94              | 0.02       | 17                         | 10         |
| 395       | ginger (gm)               | 31.35          | 0.73       | 0.00                                | 0.00       | 31.40             | 0.73       | 576                        | 362        |
| 400       | tea (no. of cups)         | 5.12           | 6.08       | -                                   | -          | 5.39              | 6.42       | 535                        | 366        |
| 401       | tea: leaf (gm)            | 72.65          | 5.53       | 0.00                                | 0.00       | 70.56             | 5.41       | 919                        | 653        |
| 402       | coffee (no. of cups)      | 0.00           | 0.00       | -                                   | -          | 0.00              | 0.00       | 1                          | 1          |
| 403       | coffee powder (gm)        | 0.14           | 0.05       | 0.00                                | 0.00       | 0.13              | 0.05       | 9                          | 6          |
| 410       | biscuit and confectionery | -              | 2.58       | -                                   | 0.00       | -                 | 2.53       | 632                        | 445        |
| 411       | salted refreshments       | -              | 2.03       | -                                   | 0.00       | -                 | 2.04       | 534                        | 378        |
| 412       | prepared sweets           | -              | 2.03       | -                                   | 0.04       | -                 | 2.16       | 325                        | 212        |
| 431       | pan: finished (no.)       | 0.31           | 0.35       | 0.00                                | 0.00       | 0.31              | 0.35       | 31                         | 19         |
| 440       | bidi (no.)                | 58.84          | 5.09       | 0.00                                | 0.00       | 58.86             | 5.10       | 449                        | 301        |
| 441       | cigarettes (no.)          | 1.81           | 1.10       | 0.00                                | 0.00       | 1.81              | 1.10       | 85                         | 55         |
| 461       | firewood & chips          | 3.07           | 3.09       | 0.64                                | 0.28       | 5.32              | 4.28       | 376                        | 264        |
| 462       | electricity (st. unit)    | 12.10          | 11.59      | 0.00                                | 0.00       | 12.12             | 12.23      | 840                        | 596        |
| 463       | dung cake                 | -              | 0.77       | -                                   | 0.88       | -                 | 1.94       | 279                        | 220        |
| 464 *     | kerosene (ltr)            | 1.13           | 4.09       | 0.00                                | 0.00       | 1.11              | 4.03       | 228                        | 136        |
| 466       | matches (box)             | 2.87           | 0.74       | 0.00                                | 0.00       | 2.90              | 0.73       | 917                        | 642        |
| 472       | LPG (kg)                  | 1.08           | 7.30       | 0.00                                | 0.00       | 1.11              | 7.52       | 385                        | 291        |

@ Quantity unit kg unless otherwise specified; \* cols. 9,10 exclude consumption out of public distn. system purchases  
\$ cols. 9,10 relate to fresh fish for item 284 and gur(cane) for item 373

**Table 1: Quantity and value of cash purchase consumption out of home-grown stock; and total consumption of different items of food, pan, tobacco, intoxicants and fuel & light per person for a period of 30 days**

| Himachal Pradesh |                      | Urban          |            |                                     |            |                   |            |                            |            |
|------------------|----------------------|----------------|------------|-------------------------------------|------------|-------------------|------------|----------------------------|------------|
| item code        | item                 | cash purchase  |            | consumption out of home-grown stock |            | total consumption |            | hhs. reporting consumption |            |
|                  |                      | quantity (kg@) | value (Rs) | quantity (kg@)                      | value (Rs) | quantity (kg@)    | value (Rs) | estd. no. per 1000         | sample no. |
| (1)              | (2)                  | (3)            | (4)        | (5)                                 | (6)        | (7)               | (8)        | (9)                        | (10)       |
| 102 *            | rice                 | 3.69           | 28.65      | 0.04                                | 0.28       | 3.76              | 28.89      | 560                        | 256        |
| 112 *            | atta                 | 4.89           | 24.80      | 0.39                                | 1.66       | 6.20              | 30.25      | 682                        | 298        |
| 190              | gram (whole grain)   | 0.14           | 2.26       | 0.00                                | 0.00       | 0.13              | 2.10       | 428                        | 197        |
| 210 *            | arhar (tur)          | 0.07           | 1.25       | 0.00                                | 0.00       | 0.06              | 1.09       | 225                        | 121        |
| 212 *            | gram (split)         | 0.29           | 4.88       | 0.00                                | 0.00       | 0.27              | 4.41       | 700                        | 301        |
| 214 *            | moong                | 0.14           | 2.35       | 0.00                                | 0.00       | 0.12              | 2.05       | 499                        | 220        |
| 216 *            | masur                | 0.21           | 3.37       | 0.00                                | 0.00       | 0.20              | 3.10       | 632                        | 284        |
| 220 *            | urd                  | 0.33           | 4.32       | 0.00                                | 0.02       | 0.30              | 3.83       | 744                        | 315        |
| 230              | milk: liquid (litre) | 7.33           | 56.30      | 1.57                                | 10.65      | 8.95              | 67.33      | 880                        | 357        |
| 234              | ghee                 | 0.07           | 7.11       | 0.01                                | 1.30       | 0.10              | 9.25       | 322                        | 148        |
| 240 *            | vanaspati            | 0.26           | 10.31      | 0.00                                | 0.00       | 0.23              | 9.16       | 552                        | 233        |
| 243 *            | mustard oil          | 0.30           | 11.06      | 0.00                                | 0.09       | 0.26              | 9.56       | 665                        | 275        |
| 245 *            | groundnut oil        | 0.00           | 0.16       | 0.00                                | 0.00       | 0.00              | 0.11       | 5                          | 3          |
| 247 *            | coconut oil          | 0.00           | 0.03       | 0.00                                | 0.00       | 0.00              | 0.03       | 3                          | 1          |
| 255 *            | refined oil          | 0.11           | 4.17       | 0.00                                | 0.00       | 0.10              | 4.01       | 182                        | 90         |
| 270              | goat meat            | 0.12           | 4.91       | 0.00                                | 0.00       | 0.12              | 4.94       | 262                        | 118        |
| 271              | mutton               | 0.00           | 0.12       | 0.00                                | 0.00       | 0.00              | 0.12       | 4                          | 3          |
| 280              | chicken              | 0.01           | 0.40       | 0.00                                | 0.00       | 0.01              | 0.40       | 22                         | 12         |
| 282              | eggs (no.)           | 0.96           | 1.23       | 0.00                                | 0.00       | 0.96              | 1.23       | 168                        | 84         |
| 284 \$           | fish                 | 0.00           | 0.05       | 0.00                                | 0.00       | 0.00              | 0.07       | 9                          | 5          |
| 290              | potato               | 0.99           | 3.96       | 0.01                                | 0.03       | 0.98              | 3.89       | 840                        | 366        |
| 291              | onion                | 0.71           | 4.78       | 0.00                                | 0.02       | 0.67              | 4.47       | 857                        | 371        |
| 310              | cauliflower          | 0.39           | 1.65       | 0.01                                | 0.02       | 0.43              | 1.78       | 464                        | 184        |
| 311              | cabbage              | 0.27           | 1.19       | 0.00                                | 0.01       | 0.28              | 1.19       | 413                        | 181        |
| 312              | brinjal              | 0.18           | 0.88       | 0.01                                | 0.03       | 0.19              | 0.92       | 414                        | 186        |
| 313              | lady's finger        | 0.18           | 1.06       | 0.02                                | 0.07       | 0.20              | 1.15       | 343                        | 164        |
| 314              | palak                | 0.16           | 0.82       | 0.00                                | 0.01       | 0.16              | 0.83       | 290                        | 125        |
| 317              | tomato               | 0.62           | 5.22       | 0.01                                | 0.07       | 0.64              | 5.30       | 785                        | 342        |
| 321              | chilli (green)       | 0.02           | 0.24       | 0.00                                | 0.03       | 0.02              | 0.29       | 216                        | 111        |
| 325              | lemon (no.)          | 1.50           | 0.81       | 0.03                                | 0.01       | 1.53              | 0.82       | 293                        | 151        |
| 340              | banana (no.)         | 4.53           | 4.68       | 0.00                                | 0.00       | 4.57              | 4.73       | 745                        | 287        |
| 344              | coconut (no.)        | 0.01           | 0.05       | 0.00                                | 0.00       | 0.01              | 0.05       | 10                         | 4          |
| 350              | mango                | 0.15           | 2.02       | 0.01                                | 0.03       | 0.16              | 2.10       | 267                        | 93         |
| 355              | apple                | 0.24           | 2.37       | 0.03                                | 0.30       | 0.32              | 3.02       | 368                        | 167        |
| 361              | groundnut            | 0.03           | 1.14       | 0.00                                | 0.00       | 0.03              | 1.10       | 166                        | 65         |
| 370 *            | sugar (crystal)      | 1.18           | 14.47      | 0.00                                | 0.00       | 1.09              | 13.30      | 833                        | 364        |
| 373 \$           | gur                  | 0.02           | 0.19       | 0.00                                | 0.00       | 0.01              | 0.14       | 36                         | 16         |
| 390              | turmeric (gm)        | 47.25          | 2.25       | 0.00                                | 0.00       | 45.31             | 2.17       | 860                        | 373        |

@ Quantity unit kg unless otherwise specified; \* cols. 9,10 exclude consumption out of public distn. system purchases  
\$ cols. 9,10 relate to fresh fish for item 284 and gur(cane) for item 373

**Table 1: Quantity and value of cash purchase consumption out of home-grown stock; and total consumption of different items of food, pan, tobacco, intoxicants and fuel & light per person for a period of 30 days**

| Himachal Pradesh |                           | Urban          |            |                                     |            |                   |            |                            |            |
|------------------|---------------------------|----------------|------------|-------------------------------------|------------|-------------------|------------|----------------------------|------------|
| item code        | item                      | cash purchase  |            | consumption out of home-grown stock |            | total consumption |            | hhs. reporting consumption |            |
|                  |                           | quantity (kg@) | value (Rs) | quantity (kg@)                      | value (Rs) | quantity (kg@)    | value (Rs) | estd. no. per 1000         | sample no. |
| (1)              | (2)                       | (3)            | (4)        | (5)                                 | (6)        | (7)               | (8)        | (9)                        | (10)       |
| 391              | black pepper (gm)         | 5.28           | 0.41       | 0.00                                | 0.00       | 4.96              | 0.39       | 201                        | 93         |
| 392              | dry chillies (gm)         | 40.43          | 1.91       | 0.10                                | 0.00       | 39.92             | 1.87       | 810                        | 350        |
| 393              | garlic (gm)               | 38.00          | 0.76       | 0.49                                | 0.01       | 35.19             | 0.75       | 493                        | 221        |
| 394              | tamarind (gm)             | 2.02           | 0.03       | 0.34                                | 0.00       | 3.37              | 0.05       | 39                         | 22         |
| 395              | ginger (gm)               | 46.83          | 0.73       | 0.41                                | 0.01       | 44.82             | 0.72       | 351                        | 160        |
| 400              | tea (no. of cups)         | 9.29           | 10.48      | -                                   | -          | 9.61              | 10.87      | 649                        | 284        |
| 401              | tea: leaf (gm)            | 77.38          | 6.79       | 0.00                                | 0.00       | 72.02             | 6.32       | 866                        | 379        |
| 402              | coffee (no. of cups)      | 0.09           | 0.27       | -                                   | -          | 0.09              | 0.27       | 20                         | 11         |
| 403              | coffee powder (gm)        | 0.92           | 0.18       | 0.00                                | 0.00       | 0.81              | 0.18       | 29                         | 17         |
| 410              | biscuit and confectionery | -              | 3.07       | -                                   | 0.00       | -                 | 3.03       | 549                        | 252        |
| 411              | salted refreshments       | -              | 2.46       | -                                   | 0.00       | -                 | 2.50       | 525                        | 198        |
| 412              | prepared sweets           | -              | 2.18       | -                                   | 0.00       | -                 | 2.15       | 307                        | 107        |
| 431              | pan: finished (no.)       | 0.18           | 0.24       | 0.00                                | 0.00       | 0.18              | 0.24       | 48                         | 26         |
| 440              | bidi (no.)                | 50.50          | 5.29       | 0.00                                | 0.00       | 50.01             | 5.24       | 320                        | 130        |
| 441              | cigarettes (no.)          | 6.70           | 3.95       | 0.00                                | 0.00       | 6.68              | 3.94       | 161                        | 77         |
| 461              | firewood & chips          | 0.84           | 0.56       | 0.34                                | 0.15       | 6.70              | 3.55       | 175                        | 69         |
| 462              | electricity (st. unit)    | 21.27          | 11.53      | 0.00                                | 0.00       | 21.32             | 11.56      | 931                        | 373        |
| 463              | dung cake                 | -              | 0.00       | -                                   | 0.27       | -                 | 0.45       | 24                         | 5          |
| 464 *            | kerosene (ltr)            | 1.59           | 4.57       | 0.00                                | 0.00       | 1.45              | 4.18       | 195                        | 71         |
| 466              | matches (box)             | 2.32           | 0.64       | 0.00                                | 0.00       | 2.23              | 0.61       | 911                        | 363        |
| 472              | LPG (kg)                  | 1.88           | 12.41      | 0.00                                | 0.00       | 1.74              | 11.50      | 458                        | 217        |

@ Quantity unit kg unless otherwise specified; \* cols. 9,10 exclude consumption out of public distrn. system purchases  
\$ cols. 9,10 relate to fresh fish for item 284 and gur(cane) for item 373

**Table 1: Quantity and value of cash purchase consumption out of home-grown stock; and total consumption of different items of food, pan, tobacco, intoxicants and fuel & light per person for a period of 30 days**

| Jammu & Kashmir |                      | Urban          |            |                                     |            |                   |            |                            |            |
|-----------------|----------------------|----------------|------------|-------------------------------------|------------|-------------------|------------|----------------------------|------------|
| item code       | item                 | cash purchase  |            | consumption out of home-grown stock |            | total consumption |            | hhs. reporting consumption |            |
|                 |                      | quantity (kg@) | value (Rs) | quantity (kg@)                      | value (Rs) | quantity (kg@)    | value (Rs) | estd. no. per 1000         | sample no. |
| (1)             | (2)                  | (3)            | (4)        | (5)                                 | (6)        | (7)               | (8)        | (9)                        | (10)       |
| 102 *           | rice                 | 3.92           | 30.22      | 0.41                                | 3.44       | 4.66              | 36.38      | 769                        | 415        |
| 112 *           | atta                 | 6.04           | 26.99      | 0.24                                | 0.90       | 6.18              | 27.43      | 604                        | 325        |
| 190             | gram (whole grain)   | 0.11           | 1.79       | 0.00                                | 0.00       | 0.11              | 1.76       | 445                        | 234        |
| 210 *           | arhar (tur)          | 0.03           | 0.44       | 0.00                                | 0.00       | 0.03              | 0.44       | 74                         | 41         |
| 212 *           | gram (split)         | 0.31           | 5.16       | 0.00                                | 0.00       | 0.30              | 5.03       | 864                        | 480        |
| 214 *           | moong                | 0.16           | 2.79       | 0.00                                | 0.00       | 0.16              | 2.70       | 670                        | 345        |
| 216 *           | masur                | 0.06           | 0.85       | 0.00                                | 0.00       | 0.06              | 0.78       | 265                        | 131        |
| 220 *           | urd                  | 0.24           | 3.21       | 0.00                                | 0.04       | 0.24              | 3.19       | 749                        | 420        |
| 230             | milk: liquid (litre) | 8.04           | 57.76      | 1.05                                | 6.94       | 9.11              | 64.82      | 934                        | 504        |
| 234             | ghee                 | 0.10           | 7.84       | 0.00                                | 0.02       | 0.10              | 8.11       | 376                        | 213        |
| 240 *           | vanaspati            | 0.14           | 5.33       | 0.00                                | 0.00       | 0.14              | 5.23       | 496                        | 274        |
| 243 *           | mustard oil          | 0.50           | 16.78      | 0.00                                | 0.13       | 0.49              | 16.22      | 884                        | 487        |
| 245 *           | groundnut oil        | 0.00           | 0.09       | 0.00                                | 0.00       | 0.00              | 0.09       | 0                          | 0          |
| 255 *           | refined oil          | 0.03           | 1.33       | 0.00                                | 0.00       | 0.03              | 1.34       | 34                         | 17         |
| 270             | goat meat            | 0.16           | 7.79       | 0.00                                | 0.00       | 0.16              | 7.79       | 316                        | 183        |
| 271             | mutton               | 0.01           | 0.37       | 0.00                                | 0.00       | 0.01              | 0.37       | 19                         | 10         |
| 272             | beef                 | 0.00           | 0.00       | 0.00                                | 0.00       | 0.00              | 0.00       | 0                          | 1          |
| 280             | chicken              | 0.04           | 1.67       | 0.00                                | 0.16       | 0.05              | 1.84       | 85                         | 45         |
| 282             | eggs (no.)           | 1.69           | 2.30       | 0.04                                | 0.04       | 1.73              | 2.35       | 275                        | 146        |
| 284 \$          | fish                 | 0.01           | 0.49       | 0.00                                | 0.00       | 0.01              | 0.49       | 19                         | 6          |
| 290             | potato               | 0.74           | 2.93       | 0.01                                | 0.03       | 0.73              | 2.89       | 937                        | 504        |
| 291             | onion                | 0.66           | 4.09       | 0.01                                | 0.03       | 0.67              | 4.03       | 935                        | 502        |
| 310             | cauliflower          | 0.34           | 1.48       | 0.00                                | 0.01       | 0.35              | 1.49       | 397                        | 251        |
| 311             | cabbage              | 0.19           | 0.79       | 0.00                                | 0.01       | 0.19              | 0.80       | 355                        | 195        |
| 312             | brinjal              | 0.20           | 1.13       | 0.00                                | 0.01       | 0.20              | 1.14       | 561                        | 302        |
| 313             | lady's finger        | 0.23           | 1.70       | 0.01                                | 0.04       | 0.24              | 1.74       | 484                        | 240        |
| 314             | palak                | 0.16           | 0.73       | 0.01                                | 0.03       | 0.17              | 0.76       | 379                        | 225        |
| 317             | tomato               | 0.52           | 4.16       | 0.00                                | 0.00       | 0.52              | 4.16       | 892                        | 478        |
| 321             | chilli (green)       | 0.02           | 0.31       | 0.00                                | 0.01       | 0.03              | 0.34       | 355                        | 163        |
| 325             | lemon (no.)          | 3.99           | 2.02       | 0.02                                | 0.02       | 3.99              | 2.03       | 567                        | 288        |
| 340             | banana (no.)         | 3.81           | 4.22       | 0.00                                | 0.00       | 3.92              | 4.33       | 749                        | 395        |
| 344             | coconut (no.)        | 0.00           | 0.02       | 0.00                                | 0.00       | 0.00              | 0.02       | 8                          | 11         |
| 350             | mango                | 0.15           | 1.95       | 0.00                                | 0.00       | 0.14              | 1.99       | 223                        | 117        |
| 355             | apple                | 0.37           | 3.17       | 0.00                                | 0.03       | 0.38              | 3.25       | 614                        | 323        |
| 361             | groundnut            | 0.03           | 0.81       | 0.00                                | 0.00       | 0.03              | 0.81       | 156                        | 90         |
| 370 *           | sugar (crystal)      | 1.00           | 11.98      | 0.00                                | 0.00       | 0.97              | 11.62      | 834                        | 464        |
| 373 \$          | gur                  | 0.00           | 0.05       | 0.00                                | 0.00       | 0.00              | 0.05       | 12                         | 4          |
| 390             | turmeric (gm)        | 47.91          | 1.94       | 0.00                                | 0.00       | 47.48             | 1.92       | 945                        | 505        |
| 391             | black pepper (gm)    | 3.25           | 0.22       | 0.00                                | 0.00       | 3.31              | 0.23       | 175                        | 89         |

@ Quantity unit kg unless otherwise specified; \* cols. 9,10 exclude consumption out of public distn. system purchases  
\$ cols. 9,10 relate to fresh fish for item 284 and gur(cane) for item 373

**Table 1: Quantity and value of cash purchase consumption out of home-grown stock; and total consumption of different items of food, pan, tobacco, intoxicants and fuel & light per person for a period of 30 days**

**Jammu & Kashmir**

| item code | item                      | Urban          |            |                                     |            |                   |            |                            |            |
|-----------|---------------------------|----------------|------------|-------------------------------------|------------|-------------------|------------|----------------------------|------------|
|           |                           | cash purchase  |            | consumption out of home-grown stock |            | total consumption |            | hhs. reporting consumption |            |
|           |                           | quantity (kg@) | value (Rs) | quantity (kg@)                      | value (Rs) | quantity (kg@)    | value (Rs) | estd. no. per 1000         | sample no. |
| (1)       | (2)                       | (3)            | (4)        | (5)                                 | (6)        | (7)               | (8)        | (9)                        | (10)       |
| 392       | dry chillies (gm)         | 38.28          | 1.86       | 0.27                                | 0.01       | 39.08             | 1.91       | 924                        | 490        |
| 393       | garlic (gm)               | 32.25          | 0.71       | 0.82                                | 0.02       | 32.90             | 0.73       | 527                        | 289        |
| 394       | tamarind (gm)             | 9.63           | 0.11       | 0.00                                | 0.00       | 9.65              | 0.11       | 174                        | 84         |
| 395       | ginger (gm)               | 35.39          | 0.68       | 0.00                                | 0.00       | 36.31             | 0.68       | 444                        | 229        |
| 400       | tea (no. of cups)         | 4.64           | 5.34       | -                                   | -          | 4.95              | 5.65       | 532                        | 308        |
| 401       | tea: leaf (gm)            | 60.04          | 4.97       | 0.00                                | 0.00       | 59.56             | 4.84       | 930                        | 503        |
| 402       | coffee (no. of cups)      | 0.01           | 0.03       | -                                   | -          | 0.01              | 0.03       | 8                          | 5          |
| 403       | coffee powder (gm)        | 0.07           | 0.02       | 0.00                                | 0.00       | 0.12              | 0.02       | 9                          | 5          |
| 410       | biscuit and confectionery | -              | 4.03       | -                                   | 0.00       | -                 | 4.02       | 850                        | 452        |
| 411       | salted refreshments       | -              | 3.15       | -                                   | 0.00       | -                 | 3.16       | 733                        | 389        |
| 412       | prepared sweets           | -              | 3.39       | -                                   | 0.00       | -                 | 3.99       | 370                        | 207        |
| 431       | pan: finished (no.)       | 0.05           | 0.10       | 0.00                                | 0.00       | 0.05              | 0.10       | 14                         | 9          |
| 440       | bidi (no.)                | 33.70          | 2.88       | 0.00                                | 0.00       | 33.79             | 2.89       | 226                        | 117        |
| 441       | cigarettes (no.)          | 7.88           | 4.60       | 0.00                                | 0.00       | 7.97              | 4.60       | 188                        | 100        |
| 461       | firewood & chips          | 0.70           | 0.66       | 1.32                                | 0.50       | 3.43              | 1.75       | 138                        | 92         |
| 462       | electricity (st. unit)    | 11.76          | 5.05       | 0.00                                | 0.00       | 12.52             | 5.33       | 897                        | 477        |
| 463       | dung cake                 | -              | 0.22       | -                                   | 0.19       | -                 | 0.73       | 70                         | 42         |
| 464 *     | kerosene (ltr)            | 1.16           | 3.64       | 0.00                                | 0.00       | 1.11              | 3.52       | 133                        | 74         |
| 466       | matches (box)             | 2.37           | 0.68       | 0.00                                | 0.00       | 2.35              | 0.67       | 946                        | 507        |
| 472       | LPG (kg)                  | 1.57           | 9.91       | 0.00                                | 0.00       | 1.57              | 10.06      | 560                        | 298        |

@ Quantity unit kg unless otherwise specified; \* cols. 9,10 exclude consumption out of public distn. system purchases  
\$ cols. 9,10 relate to fresh fish for item 284 and gur(cane) for item 373

**Table 1: Quantity and value of cash purchase consumption out of home-grown stock; and total consumption of different items of food, pan, tobacco, intoxicants and fuel & light per person for a period of 30 days**

| Karnataka |                      | Urban          |            |                                     |            |                   |            |                            |            |
|-----------|----------------------|----------------|------------|-------------------------------------|------------|-------------------|------------|----------------------------|------------|
| item code | item                 | cash purchase  |            | consumption out of home-grown stock |            | total consumption |            | hhs. reporting consumption |            |
|           |                      | quantity (kg@) | value (Rs) | quantity (kg@)                      | value (Rs) | quantity (kg@)    | value (Rs) | estd. no. per 1000         | sample no. |
| (1)       | (2)                  | (3)            | (4)        | (5)                                 | (6)        | (7)               | (8)        | (9)                        | (10)       |
| 102 *     | rice                 | 5.86           | 44.24      | 0.29                                | 1.97       | 6.17              | 46.37      | 857                        | 2123       |
| 112 *     | atta                 | 0.10           | 0.74       | 0.03                                | 0.16       | 1.02              | 5.61       | 453                        | 1120       |
| 190       | gram (whole grain)   | 0.03           | 0.54       | 0.00                                | 0.01       | 0.03              | 0.53       | 229                        | 547        |
| 210 *     | arhar (tur)          | 0.40           | 7.53       | 0.01                                | 0.15       | 0.41              | 7.79       | 886                        | 2171       |
| 212 *     | gram (split)         | 0.06           | 1.09       | 0.00                                | 0.04       | 0.07              | 1.16       | 385                        | 917        |
| 214 *     | moong                | 0.09           | 1.53       | 0.00                                | 0.04       | 0.10              | 1.60       | 509                        | 1268       |
| 216 *     | masur                | 0.03           | 0.37       | 0.00                                | 0.00       | 0.03              | 0.37       | 98                         | 264        |
| 220 *     | urd                  | 0.12           | 1.98       | 0.00                                | 0.00       | 0.12              | 1.98       | 579                        | 1411       |
| 230       | milk: liquid (litre) | 4.15           | 29.99      | 0.31                                | 1.89       | 4.42              | 31.60      | 886                        | 2167       |
| 234       | ghee                 | 0.02           | 1.42       | 0.00                                | 0.01       | 0.02              | 1.53       | 138                        | 359        |
| 240 *     | vanaspati            | 0.01           | 0.31       | 0.00                                | 0.00       | 0.01              | 0.31       | 50                         | 139        |
| 243 *     | mustard oil          | 0.00           | 0.14       | 0.00                                | 0.00       | 0.00              | 0.14       | 8                          | 11         |
| 245 *     | groundnut oil        | 0.36           | 12.89      | 0.00                                | 0.00       | 0.35              | 12.72      | 790                        | 1898       |
| 247 *     | coconut oil          | 0.01           | 0.65       | 0.00                                | 0.04       | 0.01              | 0.68       | 59                         | 156        |
| 255 *     | refined oil          | 0.02           | 1.06       | 0.00                                | 0.00       | 0.02              | 1.07       | 61                         | 200        |
| 270       | goat meat            | 0.06           | 3.12       | 0.00                                | 0.00       | 0.06              | 3.11       | 137                        | 319        |
| 271       | mutton               | 0.10           | 5.32       | 0.00                                | 0.00       | 0.10              | 5.32       | 282                        | 690        |
| 272       | beef                 | 0.04           | 0.72       | 0.00                                | 0.00       | 0.04              | 0.73       | 62                         | 168        |
| 274       | buffalo meat         | 0.00           | 0.05       | 0.00                                | 0.00       | 0.00              | 0.05       | 6                          | 13         |
| 280       | chicken              | 0.03           | 1.18       | 0.00                                | 0.03       | 0.03              | 1.21       | 113                        | 296        |
| 282       | eggs (no.)           | 1.58           | 1.71       | 0.02                                | 0.02       | 1.59              | 1.73       | 360                        | 912        |
| 284 \$    | fish                 | 0.14           | 2.01       | 0.00                                | 0.00       | 0.14              | 2.04       | 117                        | 314        |
| 290       | potato               | 0.30           | 1.35       | 0.00                                | 0.00       | 0.31              | 1.36       | 776                        | 1924       |
| 291       | onion                | 0.71           | 2.99       | 0.01                                | 0.04       | 0.73              | 3.02       | 920                        | 2256       |
| 310       | cauliflower          | 0.04           | 0.25       | 0.00                                | 0.00       | 0.04              | 0.25       | 149                        | 430        |
| 311       | cabbage              | 0.17           | 0.71       | 0.00                                | 0.00       | 0.17              | 0.72       | 529                        | 1365       |
| 312       | brinjal              | 0.38           | 1.47       | 0.00                                | 0.01       | 0.39              | 1.48       | 818                        | 1992       |
| 313       | lady's finger        | 0.13           | 0.66       | 0.00                                | 0.00       | 0.13              | 0.66       | 449                        | 1139       |
| 314       | palak                | 0.05           | 0.23       | 0.00                                | 0.01       | 0.05              | 0.24       | 192                        | 532        |
| 317       | tomato               | 0.59           | 2.61       | 0.00                                | 0.01       | 0.60              | 2.63       | 862                        | 2116       |
| 321       | chilli (green)       | 0.13           | 1.06       | 0.00                                | 0.02       | 0.14              | 1.08       | 835                        | 2084       |
| 325       | lemon (no.)          | 1.13           | 0.48       | 0.00                                | 0.00       | 1.11              | 0.47       | 609                        | 1510       |
| 340       | banana (no.)         | 4.43           | 2.81       | 0.02                                | 0.01       | 4.48              | 2.83       | 843                        | 2083       |
| 344       | coconut (no.)        | 1.10           | 4.83       | 0.14                                | 0.64       | 1.27              | 5.57       | 753                        | 1834       |
| 350       | mango                | 0.12           | 1.05       | 0.00                                | 0.00       | 0.12              | 1.05       | 125                        | 331        |
| 355       | apple                | 0.05           | 1.07       | 0.00                                | 0.00       | 0.05              | 1.07       | 213                        | 568        |
| 361       | groundnut            | 0.04           | 0.66       | 0.00                                | 0.07       | 0.04              | 0.76       | 294                        | 767        |
| 370 *     | sugar (crystal)      | 0.87           | 9.36       | 0.00                                | 0.00       | 0.86              | 9.24       | 660                        | 1610       |
| 373 \$    | gur                  | 0.13           | 1.43       | 0.00                                | 0.00       | 0.13              | 1.45       | 369                        | 917        |
| 390       | turmeric (gm)        | 10.53          | 0.38       | 0.00                                | 0.00       | 13.26             | 0.47       | 800                        | 2015       |

@ Quantity unit kg unless otherwise specified; \* cols. 9,10 exclude consumption out of public distn. system purchases  
\$ cols. 9,10 relate to fresh fish for item 284 and gur(cane) for item 373

**Table 1: Quantity and value of cash purchase consumption out of home-grown stock; and total consumption of different items of food, pan, tobacco, intoxicants and fuel & light per person for a period of 30 days**

| Karnataka |                           | Urban          |            |                                     |            |                   |            |                            |            |
|-----------|---------------------------|----------------|------------|-------------------------------------|------------|-------------------|------------|----------------------------|------------|
| item code | item                      | cash purchase  |            | consumption out of home-grown stock |            | total consumption |            | hhs. reporting consumption |            |
|           |                           | quantity (kg@) | value (Rs) | quantity (kg@)                      | value (Rs) | quantity (kg@)    | value (Rs) | estd. no. per 1000         | sample no. |
| (1)       | (2)                       | (3)            | (4)        | (5)                                 | (6)        | (7)               | (8)        | (9)                        | (10)       |
| 391       | black pepper (gm)         | 4.14           | 0.25       | 0.00                                | 0.00       | 5.17              | 0.33       | 374                        | 972        |
| 392       | dry chillies (gm)         | 60.30          | 1.99       | 1.72                                | 0.04       | 72.08             | 2.42       | 798                        | 2021       |
| 393       | garlic (gm)               | 30.51          | 0.58       | 0.11                                | 0.00       | 31.66             | 0.60       | 770                        | 1929       |
| 394       | tamarind (gm)             | 45.67          | 0.71       | 0.71                                | 0.01       | 55.77             | 0.85       | 811                        | 2006       |
| 395       | ginger (gm)               | 7.91           | 0.15       | 0.00                                | 0.00       | 8.26              | 0.16       | 344                        | 939        |
| 400       | tea (no. of cups)         | 5.47           | 6.60       | -                                   | -          | 5.77              | 6.84       | 592                        | 1511       |
| 401       | tea: leaf (gm)            | 58.52          | 4.30       | 0.00                                | 0.00       | 58.08             | 4.24       | 702                        | 1759       |
| 402       | coffee (no. of cups)      | 1.19           | 1.93       | -                                   | -          | 1.22              | 1.97       | 177                        | 419        |
| 403       | coffee powder (gm)        | 38.99          | 2.64       | 0.20                                | 0.01       | 38.74             | 2.64       | 401                        | 952        |
| 410       | biscuit and confectionery | -              | 1.04       | -                                   | 0.00       | -                 | 1.05       | 346                        | 890        |
| 411       | salted refreshments       | -              | 1.64       | -                                   | 0.00       | -                 | 1.66       | 357                        | 923        |
| 412       | prepared sweets           | -              | 1.30       | -                                   | 0.01       | -                 | 1.32       | 248                        | 671        |
| 431       | pan: finished (no.)       | 0.54           | 0.52       | 0.00                                | 0.00       | 0.54              | 0.52       | 49                         | 128        |
| 440       | bidi (no.)                | 31.99          | 2.78       | 0.00                                | 0.00       | 32.09             | 2.78       | 281                        | 668        |
| 441       | cigarettes (no.)          | 2.58           | 1.83       | 0.00                                | 0.00       | 2.59              | 1.83       | 104                        | 287        |
| 461       | firewood & chips          | 6.11           | 5.40       | 0.62                                | 0.39       | 9.51              | 7.57       | 500                        | 1202       |
| 462       | electricity (st. unit)    | 10.38          | 10.07      | 0.01                                | 0.00       | 10.54             | 10.24      | 769                        | 1929       |
| 463       | dung cake                 | -              | 0.06       | -                                   | 0.12       | -                 | 0.28       | 64                         | 141        |
| 464 *     | kerosene (ltr)            | 1.82           | 7.37       | 0.00                                | 0.00       | 1.79              | 7.23       | 418                        | 989        |
| 466       | matches (box)             | 1.85           | 0.62       | 0.00                                | 0.00       | 1.84              | 0.62       | 934                        | 2302       |
| 472       | LPG (kg)                  | 0.67           | 4.74       | 0.00                                | 0.00       | 0.68              | 4.79       | 253                        | 701        |

@ Quantity unit kg unless otherwise specified; \* cols. 9,10 exclude consumption out of public distrn. system purchases  
\$ cols. 9,10 relate to fresh fish for item 284 and gur(cane) for item 373

**Table 1: Quantity and value of cash purchase consumption out of home-grown stock; and total consumption of different items of food, pan, tobacco, intoxicants and fuel & light per person for a period of 30 days**

| Kerala    |                      | Urban          |            |                                     |            |                   |            |                            |            |
|-----------|----------------------|----------------|------------|-------------------------------------|------------|-------------------|------------|----------------------------|------------|
| item code | item                 | cash purchase  |            | consumption out of home-grown stock |            | total consumption |            | hhs. reporting consumption |            |
|           |                      | quantity (kg@) | value (Rs) | quantity (kg@)                      | value (Rs) | quantity (kg@)    | value (Rs) | estd. no. per 1000         | sample no. |
| (1)       | (2)                  | (3)            | (4)        | (5)                                 | (6)        | (7)               | (8)        | (9)                        | (10)       |
| 102 *     | rice                 | 8.45           | 57.89      | 0.18                                | 1.26       | 8.39              | 57.52      | 779                        | 1425       |
| 112 *     | atta                 | 0.19           | 1.43       | 0.00                                | 0.00       | 0.50              | 2.66       | 219                        | 395        |
| 190       | gram (whole grain)   | 0.10           | 1.55       | 0.00                                | 0.00       | 0.10              | 1.52       | 396                        | 806        |
| 210 *     | arhar (tur)          | 0.12           | 2.32       | 0.00                                | 0.00       | 0.12              | 2.26       | 532                        | 1049       |
| 212 *     | gram (split)         | 0.01           | 0.09       | 0.00                                | 0.00       | 0.00              | 0.09       | 31                         | 63         |
| 214 *     | moong                | 0.12           | 1.98       | 0.00                                | 0.00       | 0.11              | 1.93       | 512                        | 977        |
| 216 *     | masur                | 0.00           | 0.07       | 0.00                                | 0.00       | 0.00              | 0.07       | 21                         | 47         |
| 220 *     | urd                  | 0.14           | 2.12       | 0.00                                | 0.00       | 0.14              | 2.05       | 477                        | 917        |
| 230       | milk: liquid (litre) | 2.87           | 22.99      | 0.39                                | 2.81       | 3.27              | 25.87      | 750                        | 1397       |
| 234       | ghee                 | 0.00           | 0.32       | 0.00                                | 0.04       | 0.00              | 0.34       | 39                         | 85         |
| 240 *     | vanaspati            | 0.00           | 0.14       | 0.00                                | 0.00       | 0.00              | 0.13       | 19                         | 49         |
| 245 *     | groundnut oil        | 0.01           | 0.23       | 0.00                                | 0.00       | 0.01              | 0.22       | 27                         | 49         |
| 247 *     | coconut oil          | 0.26           | 10.12      | 0.01                                | 0.31       | 0.27              | 10.23      | 837                        | 1561       |
| 255 *     | refined oil          | 0.02           | 0.80       | 0.00                                | 0.00       | 0.02              | 0.75       | 58                         | 129        |
| 270       | goat meat            | 0.01           | 0.96       | 0.00                                | 0.00       | 0.01              | 0.97       | 43                         | 96         |
| 271       | mutton               | 0.01           | 0.78       | 0.00                                | 0.00       | 0.01              | 0.78       | 35                         | 76         |
| 272       | beef                 | 0.11           | 3.03       | 0.00                                | 0.00       | 0.11              | 3.03       | 205                        | 396        |
| 274       | buffalo meat         | 0.06           | 1.66       | 0.00                                | 0.00       | 0.06              | 1.66       | 106                        | 189        |
| 280       | chicken              | 0.05           | 2.35       | 0.00                                | 0.14       | 0.05              | 2.49       | 115                        | 258        |
| 282       | eggs (no.)           | 2.04           | 2.27       | 0.46                                | 0.51       | 2.49              | 2.76       | 452                        | 859        |
| 284 \$    | fish                 | 1.50           | 26.45      | 0.02                                | 0.26       | 1.62              | 28.00      | 828                        | 1540       |
| 290       | potato               | 0.25           | 1.45       | 0.00                                | 0.00       | 0.25              | 1.45       | 716                        | 1344       |
| 291       | onion                | 0.37           | 2.15       | 0.00                                | 0.00       | 0.36              | 2.14       | 884                        | 1646       |
| 310       | cauliflower          | 0.01           | 0.06       | 0.00                                | 0.00       | 0.01              | 0.06       | 24                         | 70         |
| 311       | cabbage              | 0.16           | 0.94       | 0.00                                | 0.00       | 0.17              | 0.93       | 565                        | 1085       |
| 312       | brinjal              | 0.08           | 0.43       | 0.00                                | 0.01       | 0.08              | 0.44       | 352                        | 615        |
| 313       | lady's finger        | 0.16           | 0.99       | 0.00                                | 0.02       | 0.16              | 1.01       | 668                        | 1252       |
| 314       | palak                | 0.01           | 0.07       | 0.00                                | 0.01       | 0.01              | 0.08       | 53                         | 104        |
| 317       | tomato               | 0.34           | 2.54       | 0.00                                | 0.00       | 0.34              | 2.53       | 804                        | 1520       |
| 321       | chilli (green)       | 0.08           | 0.99       | 0.00                                | 0.03       | 0.08              | 1.02       | 837                        | 1546       |
| 325       | lemon (no.)          | 0.89           | 0.45       | 0.01                                | 0.00       | 0.89              | 0.45       | 304                        | 602        |
| 340       | banana (no.)         | 4.42           | 4.55       | 0.60                                | 0.41       | 5.07              | 4.99       | 697                        | 1327       |
| 344       | coconut (no.)        | 1.86           | 7.90       | 2.55                                | 9.26       | 4.51              | 17.51      | 880                        | 1638       |
| 350       | mango                | 0.02           | 0.23       | 0.01                                | 0.09       | 0.04              | 0.33       | 72                         | 155        |
| 355       | apple                | 0.05           | 0.85       | 0.00                                | 0.00       | 0.05              | 0.88       | 151                        | 315        |
| 361       | groundnut            | 0.02           | 0.46       | 0.00                                | 0.01       | 0.02              | 0.47       | 153                        | 267        |
| 370 *     | sugar (crystal)      | 0.92           | 10.31      | 0.00                                | 0.00       | 0.91              | 10.12      | 799                        | 1493       |
| 373 \$    | gur                  | 0.05           | 0.63       | 0.00                                | 0.00       | 0.05              | 0.60       | 146                        | 293        |
| 390       | turmeric (gm)        | 20.35          | 0.62       | 0.79                                | 0.02       | 22.10             | 0.67       | 887                        | 1653       |
| 391       | black pepper (gm)    | 4.69           | 0.21       | 1.46                                | 0.06       | 6.69              | 0.30       | 271                        | 548        |

@ Quantity unit kg unless otherwise specified; \* cols. 9,10 exclude consumption out of public distn. system purchases  
\$ cols. 9,10 relate to fresh fish for item 284 and gur(cane) for item 373



**Table 1: Quantity and value of cash purchase consumption out of home-grown stock; and total consumption of different items of food, pan, tobacco, intoxicants and fuel & light per person for a period of 30 days**

| Kerala    |                           | Urban          |            |                                     |            |                   |            |                            |            |
|-----------|---------------------------|----------------|------------|-------------------------------------|------------|-------------------|------------|----------------------------|------------|
| item code | item                      | cash purchase  |            | consumption out of home-grown stock |            | total consumption |            | hhs. reporting consumption |            |
|           |                           | quantity (kg@) | value (Rs) | quantity (kg@)                      | value (Rs) | quantity (kg@)    | value (Rs) | estd. no. per 1000         | sample no. |
| (1)       | (2)                       | (3)            | (4)        | (5)                                 | (6)        | (7)               | (8)        | (9)                        | (10)       |
| 392       | dry chillies (gm)         | 123.15         | 3.39       | 0.00                                | 0.00       | 118.74            | 3.31       | 909                        | 1695       |
| 393       | garlic (gm)               | 21.88          | 0.52       | 0.03                                | 0.00       | 23.05             | 0.54       | 709                        | 1332       |
| 394       | tamarind (gm)             | 69.49          | 1.36       | 1.99                                | 0.04       | 78.64             | 1.55       | 855                        | 1601       |
| 395       | ginger (gm)               | 20.75          | 0.33       | 1.24                                | 0.02       | 22.42             | 0.35       | 536                        | 1006       |
| 400       | tea (no. of cups)         | 9.87           | 10.10      | -                                   | -          | 10.10             | 10.32      | 720                        | 1276       |
| 401       | tea: leaf (gm)            | 88.94          | 5.86       | 0.00                                | 0.00       | 90.15             | 5.83       | 848                        | 1605       |
| 402       | coffee (no. of cups)      | 0.12           | 0.16       | -                                   | -          | 0.12              | 0.16       | 23                         | 45         |
| 403       | coffee powder (gm)        | 17.42          | 1.05       | 0.15                                | 0.01       | 17.64             | 1.05       | 291                        | 554        |
| 410       | biscuit and confectionery | -              | 2.78       | -                                   | 0.02       | -                 | 2.81       | 414                        | 824        |
| 411       | salted refreshments       | -              | 4.98       | -                                   | 0.02       | -                 | 5.17       | 503                        | 916        |
| 412       | prepared sweets           | -              | 1.32       | -                                   | 0.00       | -                 | 1.37       | 183                        | 369        |
| 431       | pan: finished (no.)       | 0.48           | 0.26       | 0.00                                | 0.00       | 0.48              | 0.26       | 43                         | 71         |
| 440       | bidi (no.)                | 32.68          | 3.33       | 0.00                                | 0.00       | 32.70             | 3.33       | 358                        | 617        |
| 441       | cigarettes (no.)          | 5.26           | 3.09       | 0.00                                | 0.00       | 5.27              | 3.11       | 204                        | 353        |
| 461       | firewood & chips          | 8.93           | 8.03       | 7.23                                | 4.41       | 18.77             | 14.05      | 773                        | 1403       |
| 462       | electricity (st. unit)    | 7.31           | 5.50       | 0.00                                | 0.00       | 7.43              | 5.58       | 669                        | 1279       |
| 463       | dung cake                 | -              | 0.01       | -                                   | 0.00       | -                 | 0.01       | 3                          | 6          |
| 464 *     | kerosene (ltr)            | 0.85           | 2.67       | 0.00                                | 0.00       | 0.85              | 2.62       | 105                        | 189        |
| 466       | matches (box)             | 1.78           | 0.55       | 0.00                                | 0.00       | 1.77              | 0.55       | 895                        | 1670       |
| 472       | LPG (kg)                  | 0.53           | 3.93       | 0.00                                | 0.00       | 0.51              | 3.73       | 183                        | 423        |

@ Quantity unit kg unless otherwise specified; \* cols. 9,10 exclude consumption out of public distn. system purchases  
\$ cols. 9,10 relate to fresh fish for item 284 and gur(cane) for item 373

**Table 1: Quantity and value of cash purchase consumption out of home-grown stock; and total consumption of different items of food, pan, tobacco, intoxicants and fuel & light per person for a period of 30 days**

| Madhya Pradesh |                      | Urban          |            |                                     |            |                   |            |                            |            |
|----------------|----------------------|----------------|------------|-------------------------------------|------------|-------------------|------------|----------------------------|------------|
| item code      | item                 | cash purchase  |            | consumption out of home-grown stock |            | total consumption |            | hhs. reporting consumption |            |
|                |                      | quantity (kg@) | value (Rs) | quantity (kg@)                      | value (Rs) | quantity (kg@)    | value (Rs) | estd. no. per 1000         | sample no. |
| (1)            | (2)                  | (3)            | (4)        | (5)                                 | (6)        | (7)               | (8)        | (9)                        | (10)       |
| 102 *          | rice                 | 3.15           | 21.59      | 0.25                                | 1.58       | 3.52              | 24.06      | 805                        | 2645       |
| 112 *          | atta                 | 0.14           | 0.71       | 0.46                                | 1.85       | 6.89              | 31.16      | 838                        | 2725       |
| 190            | gram (whole grain)   | 0.03           | 0.48       | 0.00                                | 0.06       | 0.04              | 0.54       | 138                        | 481        |
| 210 *          | arhar (tur)          | 0.47           | 7.95       | 0.03                                | 0.51       | 0.53              | 8.94       | 857                        | 2763       |
| 212 *          | gram (split)         | 0.08           | 1.32       | 0.01                                | 0.08       | 0.07              | 1.07       | 255                        | 831        |
| 214 *          | moong                | 0.13           | 1.91       | 0.00                                | 0.04       | 0.14              | 2.03       | 528                        | 1772       |
| 216 *          | masur                | 0.08           | 1.02       | 0.00                                | 0.05       | 0.09              | 1.08       | 298                        | 973        |
| 220 *          | urd                  | 0.06           | 0.78       | 0.00                                | 0.05       | 0.07              | 0.84       | 251                        | 846        |
| 230            | milk: liquid (litre) | 3.50           | 29.19      | 0.57                                | 4.33       | 4.08              | 33.67      | 840                        | 2747       |
| 234            | ghee                 | 0.05           | 4.97       | 0.00                                | 0.24       | 0.06              | 5.41       | 309                        | 1074       |
| 240 *          | vanaspati            | 0.04           | 1.72       | 0.00                                | 0.00       | 0.04              | 1.70       | 205                        | 716        |
| 243 *          | mustard oil          | 0.13           | 4.00       | 0.00                                | 0.10       | 0.14              | 4.12       | 313                        | 1067       |
| 245 *          | groundnut oil        | 0.25           | 9.01       | 0.00                                | 0.00       | 0.26              | 9.50       | 410                        | 1222       |
| 247 *          | coconut oil          | 0.00           | 0.15       | 0.00                                | 0.00       | 0.00              | 0.15       | 1                          | 7          |
| 255 *          | refined oil          | 0.10           | 3.31       | 0.00                                | 0.00       | 0.10              | 3.32       | 187                        | 686        |
| 270            | goat meat            | 0.09           | 4.05       | 0.00                                | 0.01       | 0.09              | 4.08       | 287                        | 912        |
| 271            | mutton               | 0.00           | 0.00       | 0.00                                | 0.00       | 0.00              | 0.00       | 0                          | 2          |
| 272            | beef                 | 0.00           | 0.01       | 0.00                                | 0.00       | 0.00              | 0.01       | 2                          | 4          |
| 274            | buffalo meat         | 0.02           | 0.23       | 0.00                                | 0.00       | 0.02              | 0.23       | 19                         | 81         |
| 280            | chicken              | 0.02           | 0.68       | 0.00                                | 0.04       | 0.02              | 0.72       | 58                         | 218        |
| 282            | eggs (no.)           | 0.80           | 0.98       | 0.01                                | 0.01       | 0.81              | 0.99       | 191                        | 629        |
| 284 \$         | fish                 | 0.04           | 1.31       | 0.00                                | 0.00       | 0.04              | 1.37       | 149                        | 474        |
| 290            | potato               | 1.00           | 3.96       | 0.01                                | 0.03       | 1.01              | 3.97       | 954                        | 3090       |
| 291            | onion                | 0.56           | 2.73       | 0.00                                | 0.02       | 0.57              | 2.73       | 934                        | 3022       |
| 310            | cauliflower          | 0.23           | 1.27       | 0.00                                | 0.01       | 0.23              | 1.28       | 442                        | 1400       |
| 311            | cabbage              | 0.20           | 0.92       | 0.00                                | 0.01       | 0.20              | 0.93       | 448                        | 1466       |
| 312            | brinjal              | 0.41           | 1.50       | 0.01                                | 0.02       | 0.41              | 1.52       | 779                        | 2511       |
| 313            | lady's finger        | 0.16           | 0.94       | 0.00                                | 0.01       | 0.17              | 0.95       | 419                        | 1428       |
| 314            | palak                | 0.23           | 0.73       | 0.00                                | 0.01       | 0.23              | 0.73       | 518                        | 1640       |
| 317            | tomato               | 0.51           | 2.54       | 0.01                                | 0.02       | 0.52              | 2.57       | 818                        | 2640       |
| 321            | chilli (green)       | 0.10           | 0.97       | 0.00                                | 0.01       | 0.10              | 0.98       | 846                        | 2705       |
| 325            | lemon (no.)          | 0.97           | 0.42       | 0.01                                | 0.00       | 0.97              | 0.42       | 391                        | 1373       |
| 340            | banana (no.)         | 2.95           | 1.52       | 0.00                                | 0.00       | 2.97              | 1.53       | 542                        | 1786       |
| 344            | coconut (no.)        | 0.10           | 0.49       | 0.00                                | 0.00       | 0.10              | 0.50       | 206                        | 687        |
| 350            | mango                | 0.08           | 0.84       | 0.00                                | 0.01       | 0.08              | 0.86       | 129                        | 443        |
| 355            | apple                | 0.08           | 1.37       | 0.00                                | 0.00       | 0.08              | 1.38       | 264                        | 964        |
| 361            | groundnut            | 0.03           | 0.62       | 0.00                                | 0.01       | 0.03              | 0.64       | 218                        | 768        |
| 370 *          | sugar (crystal)      | 0.99           | 11.62      | 0.00                                | 0.00       | 0.99              | 11.58      | 839                        | 2727       |
| 373 \$         | gur                  | 0.06           | 0.56       | 0.00                                | 0.00       | 0.06              | 0.55       | 183                        | 622        |
| 390            | turmeric (gm)        | 28.44          | 0.86       | 0.01                                | 0.00       | 37.00             | 1.13       | 966                        | 3121       |

@ Quantity unit kg unless otherwise specified; \* cols. 9,10 exclude consumption out of public distn. system purchases  
\$ cols. 9,10 relate to fresh fish for item 284 and gur(cane) for item 373

**Table 1: Quantity and value of cash purchase consumption out of home-grown stock; and total consumption of different items of food, pan, tobacco, intoxicants and fuel & light per person for a period of 30 days**

| Madhya Pradesh |                           | Urban          |            |                                     |            |                   |            |                            |            |
|----------------|---------------------------|----------------|------------|-------------------------------------|------------|-------------------|------------|----------------------------|------------|
| item code      | item                      | cash purchase  |            | consumption out of home-grown stock |            | total consumption |            | hhs. reporting consumption |            |
|                |                           | quantity (kg@) | value (Rs) | quantity (kg@)                      | value (Rs) | quantity (kg@)    | value (Rs) | estd. no. per 1000         | sample no. |
| (1)            | (2)                       | (3)            | (4)        | (5)                                 | (6)        | (7)               | (8)        | (9)                        | (10)       |
| 391            | black pepper (gm)         | 3.23           | 0.22       | 0.00                                | 0.00       | 4.72              | 0.31       | 284                        | 1006       |
| 392            | dry chillies (gm)         | 49.25          | 1.35       | 0.29                                | 0.01       | 66.37             | 1.81       | 921                        | 2977       |
| 393            | garlic (gm)               | 30.67          | 0.79       | 0.26                                | 0.00       | 34.84             | 0.89       | 821                        | 2612       |
| 394            | tamarind (gm)             | 0.98           | 0.02       | 0.00                                | 0.00       | 1.30              | 0.02       | 29                         | 111        |
| 395            | ginger (gm)               | 18.73          | 0.37       | 0.00                                | 0.00       | 19.60             | 0.39       | 459                        | 1490       |
| 400            | tea (no. of cups)         | 4.18           | 4.52       | -                                   | -          | 4.41              | 4.72       | 538                        | 1718       |
| 401            | tea: leaf (gm)            | 66.44          | 5.35       | 0.00                                | 0.00       | 65.68             | 5.30       | 930                        | 3015       |
| 402            | coffee (no. of cups)      | 0.01           | 0.02       | -                                   | -          | 0.02              | 0.03       | 4                          | 22         |
| 403            | coffee powder (gm)        | 0.81           | 0.15       | 0.00                                | 0.00       | 0.84              | 0.15       | 29                         | 110        |
| 410            | biscuit and confectionery | -              | 1.66       | -                                   | 0.00       | -                 | 1.66       | 473                        | 1637       |
| 411            | salted refreshments       | -              | 2.48       | -                                   | 0.01       | -                 | 2.57       | 563                        | 1893       |
| 412            | prepared sweets           | -              | 1.71       | -                                   | 0.00       | -                 | 1.75       | 261                        | 961        |
| 431            | pan: finished (no.)       | 2.01           | 2.06       | 0.02                                | 0.02       | 2.09              | 2.14       | 263                        | 838        |
| 440            | bidi (no.)                | 37.86          | 3.12       | 0.21                                | 0.01       | 38.38             | 3.13       | 328                        | 1001       |
| 441            | cigarettes (no.)          | 1.57           | 1.09       | 0.00                                | 0.00       | 1.58              | 1.10       | 72                         | 249        |
| 461            | firewood & chips          | 5.45           | 4.74       | 0.22                                | 0.18       | 8.01              | 6.57       | 477                        | 1415       |
| 462            | electricity (st. unit)    | 8.03           | 7.61       | 0.00                                | 0.00       | 8.19              | 7.80       | 798                        | 2627       |
| 463            | dung cake                 | -              | 0.37       | -                                   | 0.43       | -                 | 1.08       | 211                        | 654        |
| 464 *          | kerosene (ltr)            | 0.98           | 3.62       | 0.00                                | 0.01       | 0.97              | 3.58       | 445                        | 1403       |
| 466            | matches (box)             | 2.02           | 0.54       | 0.00                                | 0.00       | 2.01              | 0.53       | 928                        | 3010       |
| 472            | LPG (kg)                  | 0.80           | 5.78       | 0.00                                | 0.00       | 0.81              | 5.90       | 303                        | 1107       |

@ Quantity unit kg unless otherwise specified; \* cols. 9,10 exclude consumption out of public distrn. system purchases  
\$ cols. 9,10 relate to fresh fish for item 284 and gur(cane) for item 373

**Table 1: Quantity and value of cash purchase consumption out of home-grown stock; and total consumption of different items of food, pan, tobacco, intoxicants and fuel & light per person for a period of 30 days**

| Maharashtra |                      | Urban          |            |                                     |            |                   |            |                            |            |
|-------------|----------------------|----------------|------------|-------------------------------------|------------|-------------------|------------|----------------------------|------------|
| item code   | item                 | cash purchase  |            | consumption out of home-grown stock |            | total consumption |            | hhs. reporting consumption |            |
|             |                      | quantity (kg@) | value (Rs) | quantity (kg@)                      | value (Rs) | quantity (kg@)    | value (Rs) | estd. no. per 1000         | sample no. |
| (1)         | (2)                  | (3)            | (4)        | (5)                                 | (6)        | (7)               | (8)        | (9)                        | (10)       |
| 102 *       | rice                 | 2.83           | 22.83      | 0.03                                | 0.22       | 3.02              | 24.48      | 826                        | 4667       |
| 112 *       | atta                 | 0.02           | 0.19       | 0.06                                | 0.28       | 3.98              | 23.50      | 804                        | 4559       |
| 190         | gram (whole grain)   | 0.04           | 0.66       | 0.00                                | 0.00       | 0.04              | 0.65       | 222                        | 1230       |
| 210 *       | arhar (tur)          | 0.41           | 7.79       | 0.01                                | 0.14       | 0.43              | 8.07       | 866                        | 4874       |
| 212 *       | gram (split)         | 0.14           | 2.33       | 0.00                                | 0.02       | 0.11              | 1.83       | 482                        | 2612       |
| 214 *       | moong                | 0.13           | 2.24       | 0.00                                | 0.05       | 0.14              | 2.30       | 634                        | 3562       |
| 216 *       | masur                | 0.06           | 0.98       | 0.00                                | 0.00       | 0.06              | 0.97       | 285                        | 1544       |
| 220 *       | urd                  | 0.04           | 0.59       | 0.00                                | 0.03       | 0.04              | 0.62       | 204                        | 1168       |
| 230         | milk: liquid (litre) | 4.55           | 44.87      | 0.18                                | 1.48       | 4.72              | 46.40      | 889                        | 4997       |
| 234         | ghee                 | 0.01           | 1.35       | 0.00                                | 0.01       | 0.02              | 1.47       | 85                         | 586        |
| 240 *       | vanaspati            | 0.03           | 1.49       | 0.00                                | 0.00       | 0.03              | 1.46       | 218                        | 1264       |
| 243 *       | mustard oil          | 0.01           | 0.48       | 0.00                                | 0.00       | 0.01              | 0.51       | 22                         | 113        |
| 245 *       | groundnut oil        | 0.52           | 19.60      | 0.00                                | 0.01       | 0.53              | 19.88      | 686                        | 3789       |
| 247 *       | coconut oil          | 0.00           | 0.30       | 0.00                                | 0.00       | 0.00              | 0.31       | 7                          | 36         |
| 255 *       | refined oil          | 0.05           | 2.49       | 0.00                                | 0.00       | 0.06              | 2.69       | 67                         | 485        |
| 270         | goat meat            | 0.12           | 6.88       | 0.00                                | 0.00       | 0.12              | 6.88       | 405                        | 2182       |
| 271         | mutton               | 0.02           | 0.84       | 0.00                                | 0.00       | 0.02              | 0.84       | 41                         | 226        |
| 272         | beef                 | 0.06           | 1.13       | 0.00                                | 0.00       | 0.06              | 1.13       | 61                         | 367        |
| 274         | buffalo meat         | 0.01           | 0.17       | 0.00                                | 0.00       | 0.01              | 0.17       | 12                         | 59         |
| 280         | chicken              | 0.03           | 1.20       | 0.00                                | 0.01       | 0.03              | 1.20       | 84                         | 573        |
| 282         | eggs (no.)           | 1.47           | 1.75       | 0.04                                | 0.04       | 1.50              | 1.78       | 377                        | 1994       |
| 284 \$      | fish                 | 0.15           | 4.67       | 0.00                                | 0.02       | 0.16              | 4.97       | 269                        | 1415       |
| 290         | potato               | 0.50           | 2.56       | 0.00                                | 0.00       | 0.50              | 2.56       | 878                        | 4883       |
| 291         | onion                | 0.66           | 3.21       | 0.00                                | 0.00       | 0.66              | 3.20       | 899                        | 5012       |
| 310         | cauliflower          | 0.21           | 1.94       | 0.00                                | 0.00       | 0.21              | 1.95       | 636                        | 3627       |
| 311         | cabbage              | 0.23           | 1.65       | 0.00                                | 0.00       | 0.23              | 1.66       | 705                        | 3969       |
| 312         | brinjal              | 0.37           | 2.01       | 0.00                                | 0.00       | 0.37              | 2.01       | 800                        | 4429       |
| 313         | lady's finger        | 0.15           | 1.24       | 0.00                                | 0.00       | 0.15              | 1.25       | 505                        | 2982       |
| 314         | palak                | 0.19           | 0.98       | 0.00                                | 0.00       | 0.19              | 0.98       | 578                        | 3266       |
| 317         | tomato               | 0.47           | 3.65       | 0.00                                | 0.00       | 0.47              | 3.67       | 838                        | 4714       |
| 321         | chilli (green)       | 0.12           | 1.40       | 0.00                                | 0.00       | 0.12              | 1.40       | 857                        | 4770       |
| 325         | lemon (no.)          | 1.41           | 0.65       | 0.00                                | 0.00       | 1.41              | 0.65       | 595                        | 3565       |
| 340         | banana (no.)         | 5.38           | 3.13       | 0.00                                | 0.00       | 5.42              | 3.16       | 757                        | 4244       |
| 344         | coconut (no.)        | 0.40           | 2.26       | 0.00                                | 0.01       | 0.41              | 2.30       | 412                        | 2382       |
| 350         | mango                | 0.21           | 2.30       | 0.00                                | 0.03       | 0.22              | 2.36       | 133                        | 830        |
| 355         | apple                | 0.09           | 1.87       | 0.00                                | 0.00       | 0.09              | 1.88       | 284                        | 1724       |
| 361         | groundnut            | 0.13           | 2.60       | 0.00                                | 0.04       | 0.13              | 2.63       | 609                        | 3391       |
| 370 *       | sugar (crystal)      | 1.05           | 12.41      | 0.00                                | 0.00       | 1.04              | 12.27      | 895                        | 4995       |
| 373 \$      | gur                  | 0.05           | 0.58       | 0.00                                | 0.00       | 0.05              | 0.57       | 95                         | 1085       |
| 390         | turmeric (gm)        | 14.09          | 0.57       | 0.00                                | 0.00       | 20.88             | 0.86       | 891                        | 5022       |

@ Quantity unit kg unless otherwise specified; \* cols. 9,10 exclude consumption out of public distn. system purchases  
\$ cols. 9,10 relate to fresh fish for item 284 and gur(cane) for item 373

**Table 1: Quantity and value of cash purchase consumption out of home-grown stock; and total consumption of different items of food, pan, tobacco, intoxicants and fuel & light per person for a period of 30 days**

| Maharashtra |                           | Urban          |            |                                     |            |                   |            |                            |            |
|-------------|---------------------------|----------------|------------|-------------------------------------|------------|-------------------|------------|----------------------------|------------|
| item code   | item                      | cash purchase  |            | consumption out of home-grown stock |            | total consumption |            | hhs. reporting consumption |            |
|             |                           | quantity (kg@) | value (Rs) | quantity (kg@)                      | value (Rs) | quantity (kg@)    | value (Rs) | estd. no. per 1000         | sample no. |
| (1)         | (2)                       | (3)            | (4)        | (5)                                 | (6)        | (7)               | (8)        | (9)                        | (10)       |
| 391         | black pepper (gm)         | 1.59           | 0.12       | 0.00                                | 0.00       | 2.86              | 0.21       | 174                        | 1023       |
| 392         | dry chillies (gm)         | 39.85          | 1.19       | 0.18                                | 0.00       | 62.23             | 2.09       | 791                        | 4482       |
| 393         | garlic (gm)               | 44.14          | 1.19       | 0.03                                | 0.00       | 46.74             | 1.26       | 841                        | 4694       |
| 394         | tamarind (gm)             | 4.48           | 0.10       | 0.02                                | 0.00       | 5.54              | 0.13       | 150                        | 857        |
| 395         | ginger (gm)               | 21.12          | 0.53       | 0.00                                | 0.00       | 21.66             | 0.55       | 603                        | 3422       |
| 400         | tea (no. of cups)         | 8.22           | 11.47      | -                                   | -          | 8.76              | 12.21      | 734                        | 4103       |
| 401         | tea: leaf (gm)            | 85.09          | 7.03       | 0.00                                | 0.00       | 83.72             | 6.91       | 908                        | 5084       |
| 402         | coffee (no. of cups)      | 0.10           | 0.23       | -                                   | -          | 0.11              | 0.24       | 19                         | 117        |
| 403         | coffee powder (gm)        | 3.10           | 0.34       | 0.00                                | 0.00       | 2.91              | 0.33       | 72                         | 491        |
| 410         | biscuit and confectionery | -              | 2.67       | -                                   | 0.00       | -                 | 2.69       | 519                        | 2996       |
| 411         | salted refreshments       | -              | 4.38       | -                                   | 0.01       | -                 | 4.57       | 523                        | 3083       |
| 412         | prepared sweets           | -              | 1.52       | -                                   | 0.00       | -                 | 1.55       | 199                        | 1191       |
| 431         | pan: finished (no.)       | 1.06           | 1.28       | 0.00                                | 0.00       | 1.08              | 1.30       | 105                        | 622        |
| 440         | bidi (no.)                | 15.52          | 1.49       | 0.00                                | 0.00       | 15.52             | 1.49       | 137                        | 735        |
| 441         | cigarettes (no.)          | 2.81           | 2.34       | 0.00                                | 0.00       | 2.81              | 2.34       | 85                         | 520        |
| 461         | firewood & chips          | 1.72           | 1.64       | 0.16                                | 0.13       | 2.61              | 2.32       | 202                        | 1005       |
| 462         | electricity (st. unit)    | 15.35          | 16.47      | 0.00                                | 0.00       | 15.35             | 16.48      | 796                        | 4582       |
| 463         | dung cake                 | -              | 0.04       | -                                   | 0.05       | -                 | 0.17       | 35                         | 182        |
| 464 *       | kerosene (ltr)            | 2.19           | 7.38       | 0.00                                | 0.00       | 2.15              | 7.27       | 423                        | 2200       |
| 466         | matches (box)             | 1.58           | 0.59       | 0.00                                | 0.00       | 1.56              | 0.59       | 897                        | 4989       |
| 472         | LPG (kg)                  | 1.22           | 7.69       | 0.00                                | 0.01       | 1.17              | 7.38       | 387                        | 2508       |

@ Quantity unit kg unless otherwise specified; \* cols. 9,10 exclude consumption out of public distn. system purchases  
\$ cols. 9,10 relate to fresh fish for item 284 and gur(cane) for item 373

**Table 1: Quantity and value of cash purchase consumption out of home-grown stock; and total consumption of different items of food, pan, tobacco, intoxicants and fuel & light per person for a period of 30 days**

| Manipur   |                      | Urban          |            |                                     |            |                   |            |                            |            |
|-----------|----------------------|----------------|------------|-------------------------------------|------------|-------------------|------------|----------------------------|------------|
| item code | item                 | cash purchase  |            | consumption out of home-grown stock |            | total consumption |            | hhs. reporting consumption |            |
|           |                      | quantity (kg@) | value (Rs) | quantity (kg@)                      | value (Rs) | quantity (kg@)    | value (Rs) | estd. no. per 1000         | sample no. |
| (1)       | (2)                  | (3)            | (4)        | (5)                                 | (6)        | (7)               | (8)        | (9)                        | (10)       |
| 102 *     | rice                 | 8.99           | 68.90      | 5.88                                | 43.27      | 14.88             | 112.16     | 997                        | 697        |
| 112 *     | atta                 | 0.02           | 0.18       | 0.00                                | 0.00       | 0.02              | 0.18       | 22                         | 20         |
| 190       | gram (whole grain)   | 0.00           | 0.05       | 0.00                                | 0.00       | 0.00              | 0.05       | 19                         | 21         |
| 210 *     | arhar (tur)          | 0.06           | 1.17       | 0.00                                | 0.00       | 0.06              | 1.17       | 319                        | 248        |
| 212 *     | gram (split)         | 0.00           | 0.04       | 0.00                                | 0.00       | 0.00              | 0.04       | 14                         | 18         |
| 214 *     | moong                | 0.04           | 0.77       | 0.00                                | 0.00       | 0.04              | 0.77       | 213                        | 176        |
| 216 *     | masur                | 0.17           | 2.34       | 0.00                                | 0.00       | 0.17              | 2.34       | 637                        | 437        |
| 220 *     | urd                  | 0.05           | 0.67       | 0.00                                | 0.00       | 0.05              | 0.67       | 280                        | 228        |
| 230       | milk: liquid (litre) | 0.16           | 1.18       | 0.01                                | 0.12       | 0.17              | 1.30       | 118                        | 88         |
| 234       | ghee                 | 0.00           | 0.04       | 0.00                                | 0.00       | 0.00              | 0.04       | 10                         | 12         |
| 240 *     | vanaspati            | 0.00           | 0.06       | 0.00                                | 0.00       | 0.00              | 0.06       | 5                          | 5          |
| 243 *     | mustard oil          | 0.25           | 9.77       | 0.00                                | 0.00       | 0.25              | 9.76       | 937                        | 661        |
| 245 *     | groundnut oil        | 0.00           | 0.06       | 0.00                                | 0.00       | 0.00              | 0.06       | 8                          | 5          |
| 247 *     | coconut oil          | 0.00           | 0.00       | 0.00                                | 0.00       | 0.00              | 0.00       | 3                          | 2          |
| 255 *     | refined oil          | 0.00           | 0.00       | 0.00                                | 0.00       | 0.00              | 0.00       | 0                          | 1          |
| 271       | mutton               | 0.00           | 0.01       | 0.00                                | 0.00       | 0.00              | 0.01       | 1                          | 1          |
| 272       | beef                 | 0.05           | 1.58       | 0.00                                | 0.00       | 0.05              | 1.58       | 137                        | 70         |
| 274       | buffalo meat         | 0.00           | 0.07       | 0.00                                | 0.00       | 0.00              | 0.07       | 13                         | 5          |
| 280       | chicken              | 0.01           | 0.56       | 0.01                                | 0.41       | 0.02              | 0.97       | 64                         | 44         |
| 282       | eggs (no.)           | 0.74           | 1.32       | 0.07                                | 0.13       | 0.81              | 1.45       | 293                        | 188        |
| 284 \$    | fish                 | 0.43           | 15.81      | 0.01                                | 0.45       | 0.44              | 16.27      | 784                        | 599        |
| 290       | potato               | 0.74           | 3.89       | 0.05                                | 0.24       | 0.78              | 4.12       | 961                        | 685        |
| 291       | onion                | 0.18           | 1.45       | 0.01                                | 0.14       | 0.19              | 1.60       | 812                        | 580        |
| 310       | cauliflower          | 0.12           | 0.65       | 0.04                                | 0.16       | 0.16              | 0.82       | 270                        | 248        |
| 311       | cabbage              | 0.16           | 0.80       | 0.06                                | 0.20       | 0.21              | 1.01       | 425                        | 343        |
| 312       | brinjal              | 0.15           | 0.82       | 0.05                                | 0.18       | 0.20              | 1.01       | 569                        | 388        |
| 313       | lady's finger        | 0.03           | 0.20       | 0.02                                | 0.04       | 0.05              | 0.25       | 131                        | 85         |
| 314       | palak                | 0.00           | 0.00       | 0.00                                | 0.00       | 0.00              | 0.00       | 1                          | 1          |
| 317       | tomato               | 0.09           | 0.75       | 0.01                                | 0.09       | 0.10              | 0.83       | 465                        | 341        |
| 321       | chilli (green)       | 0.04           | 0.47       | 0.00                                | 0.04       | 0.05              | 0.50       | 303                        | 195        |
| 325       | lemon (no.)          | 0.02           | 0.02       | 0.00                                | 0.00       | 0.02              | 0.02       | 16                         | 15         |
| 340       | banana (no.)         | 2.03           | 1.21       | 0.22                                | 0.18       | 2.21              | 1.35       | 428                        | 327        |
| 344       | coconut (no.)        | 0.01           | 0.12       | 0.00                                | 0.00       | 0.00              | 0.01       | 5                          | 4          |
| 350       | mango                | 0.05           | 0.18       | 0.00                                | 0.02       | 0.06              | 0.20       | 94                         | 45         |
| 355       | apple                | 0.04           | 0.46       | 0.00                                | 0.00       | 0.04              | 0.40       | 99                         | 77         |
| 361       | groundnut            | 0.00           | 0.07       | 0.00                                | 0.00       | 0.00              | 0.07       | 22                         | 22         |
| 370 *     | sugar (crystal)      | 0.32           | 4.38       | 0.00                                | 0.00       | 0.32              | 4.36       | 770                        | 517        |
| 390       | turmeric (gm)        | 24.99          | 0.74       | 6.67                                | 0.10       | 32.03             | 0.84       | 815                        | 632        |
| 391       | black pepper (gm)    | 0.14           | 0.01       | 0.01                                | 0.00       | 0.15              | 0.01       | 10                         | 10         |
| 392       | dry chillies (gm)    | 48.60          | 2.68       | 10.43                               | 0.58       | 59.93             | 3.26       | 868                        | 639        |

@ Quantity unit kg unless otherwise specified; \* cols. 9,10 exclude consumption out of public distn. system purchases  
\$ cols. 9,10 relate to fresh fish for item 284 and gur(cane) for item 373

**Table 1: Quantity and value of cash purchase consumption out of home-grown stock; and total consumption of different items of food, pan, tobacco, intoxicants and fuel & light per person for a period of 30 days**

| Manipur   |                           | Urban          |            |                                     |            |                   |            |                            |            |
|-----------|---------------------------|----------------|------------|-------------------------------------|------------|-------------------|------------|----------------------------|------------|
| item code | item                      | cash purchase  |            | consumption out of home-grown stock |            | total consumption |            | hhs. reporting consumption |            |
|           |                           | quantity (kg@) | value (Rs) | quantity (kg@)                      | value (Rs) | quantity (kg@)    | value (Rs) | estd. no. per 1000         | sample no. |
| (1)       | (2)                       | (3)            | (4)        | (5)                                 | (6)        | (7)               | (8)        | (9)                        | (10)       |
| 393       | garlic (gm)               | 19.14          | 0.43       | 2.28                                | 0.04       | 21.56             | 0.47       | 532                        | 420        |
| 394       | tamarind (gm)             | 0.61           | 0.02       | 0.52                                | 0.01       | 1.16              | 0.03       | 27                         | 22         |
| 395       | ginger (gm)               | 23.31          | 0.22       | 5.49                                | 0.07       | 29.30             | 0.30       | 517                        | 435        |
| 400       | tea (no. of cups)         | 4.54           | 4.39       | -                                   | -          | 7.29              | 5.91       | 745                        | 511        |
| 401       | tea: leaf (gm)            | 24.89          | 1.93       | 1.92                                | 0.12       | 26.73             | 2.04       | 794                        | 562        |
| 402       | coffee (no. of cups)      | 0.14           | 0.03       | -                                   | -          | 0.14              | 0.03       | 7                          | 8          |
| 403       | coffee powder (gm)        | 0.01           | 0.00       | 0.00                                | 0.00       | 0.01              | 0.00       | 1                          | 1          |
| 410       | biscuit and confectionery | -              | 1.29       | -                                   | 0.00       | -                 | 1.25       | 422                        | 304        |
| 411       | salted refreshments       | -              | 0.53       | -                                   | 0.00       | -                 | 0.53       | 166                        | 128        |
| 412       | prepared sweets           | -              | 0.64       | -                                   | 0.00       | -                 | 0.58       | 251                        | 189        |
| 431       | pan: finished (no.)       | 3.55           | 5.01       | 0.00                                | 0.00       | 3.55              | 5.01       | 501                        | 378        |
| 440       | bidi (no.)                | 40.12          | 3.31       | 0.00                                | 0.00       | 39.97             | 3.29       | 546                        | 438        |
| 441       | cigarettes (no.)          | 3.21           | 3.22       | 0.01                                | 0.01       | 3.16              | 3.19       | 316                        | 253        |
| 461       | firewood & chips          | 13.62          | 10.72      | 2.07                                | 1.12       | 15.69             | 11.80      | 718                        | 506        |
| 462       | electricity (st. unit)    | 5.30           | 5.16       | 0.01                                | 0.00       | 5.31              | 5.16       | 856                        | 599        |
| 463       | dung cake                 | -              | 0.00       | -                                   | 0.02       | -                 | 0.02       | 8                          | 8          |
| 464 *     | kerosene (ltr)            | 0.77           | 3.46       | 0.00                                | 0.00       | 0.77              | 3.46       | 451                        | 326        |
| 466       | matches (box)             | 1.93           | 0.85       | 0.00                                | 0.00       | 1.93              | 0.85       | 965                        | 679        |
| 472       | LPG (kg)                  | 0.69           | 4.41       | 0.00                                | 0.00       | 0.68              | 4.32       | 252                        | 183        |

@ Quantity unit kg unless otherwise specified; \* cols. 9,10 exclude consumption out of public distr. system purchases  
\$ cols. 9,10 relate to fresh fish for item 284 and gur(cane) for item 373

**Table 1: Quantity and value of cash purchase consumption out of home-grown stock; and total consumption of different items of food, pan, tobacco, intoxicants and fuel & light per person for a period of 30 days**

| Meghalaya |                      | Urban          |            |                                     |            |                   |            |                            |            |
|-----------|----------------------|----------------|------------|-------------------------------------|------------|-------------------|------------|----------------------------|------------|
| item code | item                 | cash purchase  |            | consumption out of home-grown stock |            | total consumption |            | hhs. reporting consumption |            |
|           |                      | quantity (kg@) | value (Rs) | quantity (kg@)                      | value (Rs) | quantity (kg@)    | value (Rs) | estd. no. per 1000         | sample no. |
| (1)       | (2)                  | (3)            | (4)        | (5)                                 | (6)        | (7)               | (8)        | (9)                        | (10)       |
| 102 *     | rice                 | 11.71          | 85.99      | 0.00                                | 0.01       | 10.17             | 73.74      | 853                        | 429        |
| 112 *     | atta                 | 0.60           | 3.88       | 0.00                                | 0.00       | 0.53              | 3.43       | 602                        | 285        |
| 190       | gram (whole grain)   | 0.00           | 0.06       | 0.00                                | 0.00       | 0.00              | 0.06       | 9                          | 6          |
| 210 *     | arhar (tur)          | 0.06           | 1.02       | 0.00                                | 0.00       | 0.05              | 0.87       | 222                        | 105        |
| 212 *     | gram (split)         | 0.02           | 0.30       | 0.00                                | 0.00       | 0.01              | 0.26       | 71                         | 32         |
| 214 *     | moong                | 0.10           | 1.61       | 0.00                                | 0.00       | 0.08              | 1.34       | 317                        | 165        |
| 216 *     | masur                | 0.45           | 5.96       | 0.00                                | 0.00       | 0.38              | 5.05       | 840                        | 412        |
| 221 *     | urd                  | 0.00           | 0.07       | 0.00                                | 0.00       | 0.00              | 0.06       | 24                         | 10         |
| 230       | milk: liquid (litre) | 3.35           | 24.94      | 0.11                                | 0.76       | 3.46              | 25.70      | 686                        | 332        |
| 234       | ghee                 | 0.00           | 0.47       | 0.00                                | 0.00       | 0.00              | 0.36       | 44                         | 24         |
| 240 *     | vanaspati            | 0.02           | 0.77       | 0.00                                | 0.00       | 0.01              | 0.65       | 115                        | 54         |
| 243 *     | mustard oil          | 0.59           | 20.24      | 0.00                                | 0.00       | 0.52              | 18.01      | 862                        | 429        |
| 245 *     | groundnut oil        | 0.01           | 0.44       | 0.00                                | 0.00       | 0.01              | 0.37       | 7                          | 2          |
| 255 *     | refined oil          | 0.02           | 0.89       | 0.00                                | 0.00       | 0.02              | 0.71       | 50                         | 24         |
| 270       | goat meat            | 0.10           | 5.83       | 0.00                                | 0.00       | 0.10              | 5.83       | 296                        | 146        |
| 271       | mutton               | 0.01           | 0.54       | 0.00                                | 0.00       | 0.01              | 0.54       | 25                         | 13         |
| 272       | beef                 | 0.29           | 10.60      | 0.00                                | 0.00       | 0.29              | 10.56      | 439                        | 232        |
| 280       | chicken              | 0.10           | 4.99       | 0.00                                | 0.10       | 0.10              | 5.04       | 242                        | 108        |
| 282       | eggs (no.)           | 2.03           | 3.51       | 0.06                                | 0.09       | 2.01              | 3.41       | 516                        | 254        |
| 284 \$    | fish                 | 0.49           | 19.96      | 0.00                                | 0.00       | 0.47              | 19.87      | 800                        | 400        |
| 290       | potato               | 1.27           | 6.36       | 0.00                                | 0.00       | 1.17              | 5.80       | 881                        | 438        |
| 291       | onion                | 0.48           | 4.26       | 0.00                                | 0.00       | 0.43              | 3.81       | 854                        | 429        |
| 310       | cauliflower          | 0.32           | 2.42       | 0.00                                | 0.01       | 0.32              | 2.39       | 451                        | 210        |
| 311       | cabbage              | 0.46           | 2.48       | 0.00                                | 0.02       | 0.45              | 2.46       | 682                        | 328        |
| 312       | brinjal              | 0.25           | 1.55       | 0.01                                | 0.04       | 0.26              | 1.55       | 596                        | 295        |
| 313       | lady's finger        | 0.07           | 0.49       | 0.00                                | 0.00       | 0.07              | 0.48       | 149                        | 77         |
| 314       | palak                | 0.01           | 0.05       | 0.00                                | 0.00       | 0.01              | 0.05       | 29                         | 15         |
| 317       | tomato               | 0.30           | 3.19       | 0.00                                | 0.01       | 0.27              | 3.05       | 718                        | 353        |
| 321       | chilli (green)       | 0.08           | 1.48       | 0.01                                | 0.07       | 0.10              | 1.47       | 771                        | 384        |
| 325       | lemon (no.)          | 0.28           | 0.21       | 0.02                                | 0.00       | 0.30              | 0.21       | 187                        | 92         |
| 340       | banana (no.)         | 2.13           | 1.93       | 0.02                                | 0.00       | 2.13              | 1.91       | 392                        | 191        |
| 344       | coconut (no.)        | 0.00           | 0.01       | 0.00                                | 0.00       | 0.00              | 0.01       | 3                          | 1          |
| 350       | mango                | 0.01           | 0.27       | 0.00                                | 0.00       | 0.01              | 0.27       | 43                         | 24         |
| 355       | apple                | 0.07           | 1.91       | 0.00                                | 0.00       | 0.07              | 1.89       | 242                        | 118        |
| 361       | groundnut            | 0.00           | 0.01       | 0.00                                | 0.00       | 0.00              | 0.00       | 13                         | 1          |
| 370 *     | sugar (crystal)      | 0.80           | 10.06      | 0.00                                | 0.00       | 0.71              | 8.85       | 820                        | 423        |
| 373 \$    | gur                  | 0.00           | 0.00       | 0.00                                | 0.00       | 0.01              | 0.04       | 5                          | 3          |
| 390       | turmeric (gm)        | 35.04          | 1.65       | 0.13                                | 0.00       | 31.81             | 1.42       | 877                        | 435        |
| 391       | black pepper (gm)    | 6.30           | 0.55       | 0.00                                | 0.00       | 5.87              | 0.50       | 374                        | 186        |

@ Quantity unit kg unless otherwise specified; \* cols. 9,10 exclude consumption out of public distn. system purchases  
\$ cols. 9,10 relate to fresh fish for item 284 and gur(cane) for item 373



**Table 1: Quantity and value of cash purchase consumption out of home-grown stock; and total consumption of different items of food, pan, tobacco, intoxicants and fuel & light per person for a period of 30 days**

| Meghalaya |                           | Urban          |            |                                     |            |                   |            |                            |            |
|-----------|---------------------------|----------------|------------|-------------------------------------|------------|-------------------|------------|----------------------------|------------|
| item code | item                      | cash purchase  |            | consumption out of home-grown stock |            | total consumption |            | hhs. reporting consumption |            |
|           |                           | quantity (kg@) | value (Rs) | quantity (kg@)                      | value (Rs) | quantity (kg@)    | value (Rs) | estd. no. per 1000         | sample no. |
| (1)       | (2)                       | (3)            | (4)        | (5)                                 | (6)        | (7)               | (8)        | (9)                        | (10)       |
| 392       | dry chillies (gm)         | 9.35           | 0.64       | 0.00                                | 0.00       | 9.90              | 0.66       | 359                        | 174        |
| 393       | garlic (gm)               | 41.38          | 1.45       | 0.00                                | 0.00       | 35.72             | 1.28       | 826                        | 399        |
| 394       | tamarind (gm)             | 0.49           | 0.01       | 0.00                                | 0.00       | 0.41              | 0.01       | 11                         | 4          |
| 395       | ginger (gm)               | 49.23          | 1.07       | 0.42                                | 0.00       | 45.33             | 0.97       | 805                        | 397        |
| 400       | tea (no. of cups)         | 11.64          | 12.70      | -                                   | -          | 11.66             | 12.72      | 944                        | 454        |
| 401       | tea: leaf (gm)            | 81.35          | 6.87       | 0.00                                | 0.00       | 67.67             | 5.65       | 880                        | 438        |
| 402       | coffee (no. of cups)      | 0.01           | 0.02       | -                                   | -          | 0.01              | 0.02       | 4                          | 5          |
| 403       | coffee powder (gm)        | 0.14           | 0.04       | 0.00                                | 0.00       | 0.13              | 0.04       | 5                          | 7          |
| 410       | biscuit and confectionery | -              | 7.30       | -                                   | 0.00       | -                 | 6.93       | 884                        | 424        |
| 411       | salted refreshments       | -              | 1.97       | -                                   | 0.00       | -                 | 1.96       | 343                        | 170        |
| 412       | prepared sweets           | -              | 1.72       | -                                   | 0.03       | -                 | 1.76       | 260                        | 113        |
| 431       | pan: finished (no.)       | 8.02           | 3.54       | 0.19                                | 0.07       | 8.05              | 3.61       | 446                        | 221        |
| 440       | bidi (no.)                | 24.80          | 2.67       | 0.00                                | 0.00       | 24.31             | 2.61       | 291                        | 143        |
| 441       | cigarettes (no.)          | 23.36          | 16.74      | 0.00                                | 0.00       | 23.17             | 16.60      | 491                        | 246        |
| 461       | firewood & chips          | 7.32           | 4.65       | 0.34                                | 0.28       | 9.52              | 5.49       | 247                        | 131        |
| 462       | electricity (st. unit)    | 8.92           | 5.99       | 0.00                                | 0.01       | 9.02              | 6.06       | 822                        | 393        |
| 464 *     | kerosene (ltr)            | 1.82           | 7.05       | 0.00                                | 0.00       | 1.44              | 5.66       | 213                        | 109        |
| 466       | matches (box)             | 2.62           | 1.31       | 0.00                                | 0.00       | 2.19              | 1.10       | 900                        | 444        |
| 472       | LPG (kg)                  | 1.14           | 7.94       | 0.00                                | 0.00       | 1.14              | 7.03       | 250                        | 124        |

@ Quantity unit kg unless otherwise specified; \* cols. 9,10 exclude consumption out of public distrn. system purchases  
\$ cols. 9,10 relate to fresh fish for item 284 and gur(cane) for item 373

**Table 1: Quantity and value of cash purchase consumption out of home-grown stock; and total consumption of different items of food, pan, tobacco, intoxicants and fuel & light per person for a period of 30 days**

| Mizoram   |                      | Urban          |            |                                     |            |                   |            |                            |            |
|-----------|----------------------|----------------|------------|-------------------------------------|------------|-------------------|------------|----------------------------|------------|
| item code | item                 | cash purchase  |            | consumption out of home-grown stock |            | total consumption |            | hhs. reporting consumption |            |
|           |                      | quantity (kg@) | value (Rs) | quantity (kg@)                      | value (Rs) | quantity (kg@)    | value (Rs) | estd. no. per 1000         | sample no. |
| (1)       | (2)                  | (3)            | (4)        | (5)                                 | (6)        | (7)               | (8)        | (9)                        | (10)       |
| 102 *     | rice                 | 10.07          | 59.79      | 1.82                                | 14.47      | 11.85             | 74.04      | 739                        | 718        |
| 112 *     | atta                 | 0.05           | 0.42       | 0.00                                | 0.01       | 0.06              | 0.43       | 68                         | 69         |
| 190       | gram (whole grain)   | 0.01           | 0.24       | 0.00                                | 0.01       | 0.02              | 0.25       | 49                         | 50         |
| 210 *     | arhar (tur)          | 0.00           | 0.00       | 0.00                                | 0.00       | 0.00              | 0.00       | 0                          | 1          |
| 212 *     | gram (split)         | 0.00           | 0.08       | 0.00                                | 0.00       | 0.00              | 0.08       | 13                         | 12         |
| 214 *     | moong                | 0.02           | 0.30       | 0.00                                | 0.03       | 0.02              | 0.33       | 38                         | 35         |
| 216 *     | masur                | 0.56           | 8.74       | 0.00                                | 0.04       | 0.56              | 8.75       | 915                        | 870        |
| 220 *     | urd                  | 0.00           | 0.01       | 0.00                                | 0.00       | 0.00              | 0.02       | 1                          | 1          |
| 230       | milk: liquid (litre) | 1.65           | 15.39      | 0.17                                | 1.40       | 1.90              | 16.74      | 475                        | 463        |
| 234       | ghee                 | 0.00           | 0.10       | 0.00                                | 0.00       | 0.00              | 0.10       | 13                         | 18         |
| 240 *     | vanaspati            | 0.00           | 0.09       | 0.00                                | 0.00       | 0.00              | 0.09       | 8                          | 8          |
| 243 *     | mustard oil          | 0.42           | 15.35      | 0.00                                | 0.00       | 0.42              | 15.36      | 892                        | 853        |
| 245 *     | groundnut oil        | 0.00           | 0.21       | 0.00                                | 0.00       | 0.00              | 0.21       | 7                          | 6          |
| 247 *     | coconut oil          | 0.00           | 0.03       | 0.00                                | 0.00       | 0.00              | 0.03       | 2                          | 3          |
| 255 *     | refined oil          | 0.00           | 0.00       | 0.00                                | 0.00       | 0.00              | 0.00       | 0                          | 1          |
| 270       | goat meat            | 0.00           | 0.10       | 0.00                                | 0.00       | 0.00              | 0.10       | 3                          | 8          |
| 271       | mutton               | 0.00           | 0.01       | 0.00                                | 0.00       | 0.00              | 0.01       | 1                          | 1          |
| 272       | beef                 | 0.31           | 15.42      | 0.00                                | 0.09       | 0.31              | 15.55      | 715                        | 683        |
| 274       | buffalo meat         | 0.00           | 0.24       | 0.00                                | 0.00       | 0.00              | 0.24       | 7                          | 7          |
| 280       | chicken              | 0.04           | 2.68       | 0.04                                | 3.25       | 0.09              | 5.94       | 270                        | 273        |
| 282       | eggs (no.)           | 1.21           | 2.80       | 0.16                                | 0.43       | 1.76              | 3.19       | 588                        | 593        |
| 284 \$    | fish                 | 0.07           | 4.51       | 0.01                                | 0.93       | 0.10              | 5.45       | 318                        | 325        |
| 290       | potato               | 0.69           | 4.50       | 0.01                                | 0.05       | 0.69              | 4.56       | 959                        | 913        |
| 291       | onion                | 0.21           | 2.39       | 0.01                                | 0.05       | 0.25              | 2.44       | 983                        | 940        |
| 310       | cauliflower          | 0.03           | 0.55       | 0.00                                | 0.00       | 0.04              | 0.56       | 106                        | 94         |
| 311       | cabbage              | 0.18           | 2.13       | 0.00                                | 0.07       | 0.24              | 2.18       | 382                        | 354        |
| 312       | brinjal              | 0.12           | 1.84       | 0.05                                | 0.83       | 0.44              | 2.67       | 731                        | 704        |
| 313       | lady's finger        | 0.02           | 0.39       | 0.01                                | 0.19       | 0.08              | 0.58       | 228                        | 242        |
| 314       | palak                | 0.00           | 0.00       | 0.00                                | 0.00       | 0.00              | 0.00       | 1                          | 2          |
| 317       | tomato               | 0.10           | 2.70       | 0.01                                | 0.27       | 0.17              | 2.96       | 643                        | 632        |
| 321       | chilli (green)       | 0.09           | 1.14       | 0.02                                | 0.69       | 0.34              | 1.84       | 758                        | 729        |
| 325       | lemon (no.)          | 0.12           | 0.32       | 0.04                                | 0.06       | 0.57              | 0.39       | 115                        | 129        |
| 340       | banana (no.)         | 1.60           | 2.61       | 0.59                                | 0.60       | 3.52              | 3.22       | 730                        | 718        |
| 344       | coconut (no.)        | 0.00           | 0.01       | 0.00                                | 0.00       | 0.00              | 0.01       | 4                          | 3          |
| 350       | mango                | 0.05           | 0.29       | 0.01                                | 0.14       | 0.28              | 0.43       | 90                         | 100        |
| 355       | apple                | 0.02           | 0.23       | 0.00                                | 0.00       | 0.04              | 0.23       | 57                         | 69         |
| 361       | groundnut            | 0.00           | 0.03       | 0.00                                | 0.00       | 0.00              | 0.03       | 4                          | 4          |
| 370 *     | sugar (crystal)      | 0.84           | 10.90      | 0.00                                | 0.02       | 0.85              | 10.93      | 838                        | 804        |
| 373 \$    | gur                  | 0.06           | 0.77       | 0.00                                | 0.01       | 0.06              | 0.78       | 192                        | 187        |
| 390       | turmeric (gm)        | 15.16          | 1.59       | 0.00                                | 0.02       | 29.83             | 1.61       | 912                        | 877        |

@ Quantity unit kg unless otherwise specified; \* cols. 9,10 exclude consumption out of public distn. system purchases  
\$ cols. 9,10 relate to fresh fish for item 284 and gur(cane) for item 373

**Table 1: Quantity and value of cash purchase consumption out of home-grown stock; and total consumption of different items of food, pan, tobacco, intoxicants and fuel & light per person for a period of 30 days**

| Mizoram   |                           | Urban          |            |                                     |            |                   |            |                            |            |
|-----------|---------------------------|----------------|------------|-------------------------------------|------------|-------------------|------------|----------------------------|------------|
| item code | item                      | cash purchase  |            | consumption out of home-grown stock |            | total consumption |            | hhs. reporting consumption |            |
|           |                           | quantity (kg@) | value (Rs) | quantity (kg@)                      | value (Rs) | quantity (kg@)    | value (Rs) | estd. no. per 1000         | sample no. |
| (1)       | (2)                       | (3)            | (4)        | (5)                                 | (6)        | (7)               | (8)        | (9)                        | (10)       |
| 391       | black pepper (gm)         | 0.13           | 0.02       | 0.00                                | 0.00       | 0.27              | 0.02       | 13                         | 10         |
| 392       | dry chillies (gm)         | 2.43           | 0.50       | 0.29                                | 0.09       | 15.81             | 0.60       | 266                        | 250        |
| 393       | garlic (gm)               | 13.38          | 0.81       | 0.00                                | 0.00       | 19.45             | 0.80       | 362                        | 322        |
| 394       | tamarind (gm)             | 0.86           | 0.09       | 0.00                                | 0.00       | 1.28              | 0.09       | 48                         | 46         |
| 395       | ginger (gm)               | 31.40          | 0.66       | 7.44                                | 0.22       | 51.31             | 0.89       | 540                        | 503        |
| 400       | tea (no. of cups)         | 3.66           | 3.76       | -                                   | -          | 3.84              | 3.80       | 475                        | 480        |
| 401       | tea: leaf (gm)            | 71.46          | 7.00       | 1.32                                | 0.14       | 84.66             | 7.14       | 993                        | 948        |
| 402       | coffee (no. of cups)      | 0.00           | 0.00       | -                                   | -          | 0.00              | 0.00       | 2                          | 3          |
| 403       | coffee powder (gm)        | 0.93           | 0.20       | 0.00                                | 0.00       | 1.64              | 0.20       | 30                         | 33         |
| 410       | biscuit and confectionery | -              | 3.37       | -                                   | 0.00       | -                 | 3.36       | 613                        | 607        |
| 411       | salted refreshments       | -              | 0.97       | -                                   | 0.00       | -                 | 0.97       | 122                        | 111        |
| 412       | prepared sweets           | -              | 0.63       | -                                   | 0.00       | -                 | 0.63       | 303                        | 290        |
| 431       | pan: finished (no.)       | 14.99          | 9.03       | 0.00                                | 0.00       | 18.84             | 9.03       | 869                        | 843        |
| 440       | bidi (no.)                | 0.46           | 0.07       | 0.00                                | 0.00       | 1.04              | 0.07       | 12                         | 13         |
| 441       | cigarettes (no.)          | 4.80           | 5.64       | 0.02                                | 0.01       | 6.37              | 5.65       | 183                        | 186        |
| 461       | firewood & chips          | 1.67           | 4.29       | 7.60                                | 21.15      | 9.31              | 25.66      | 617                        | 575        |
| 462       | electricity (st. unit)    | 6.12           | 8.55       | 0.00                                | 0.01       | 6.08              | 8.45       | 928                        | 883        |
| 463       | dung cake                 | -              | 0.02       | -                                   | 0.00       | -                 | 0.02       | 3                          | 3          |
| 464 *     | kerosene (ltr)            | 1.60           | 9.65       | 0.00                                | 0.00       | 1.59              | 9.64       | 522                        | 516        |
| 466       | matches (box)             | 3.06           | 1.63       | 0.00                                | 0.00       | 3.06              | 1.64       | 964                        | 922        |
| 472       | LPG (kg)                  | 1.08           | 7.82       | 0.00                                | 0.00       | 1.08              | 7.82       | 336                        | 337        |

@ Quantity unit kg unless otherwise specified; \* cols. 9,10 exclude consumption out of public distrn. system purchases  
\$ cols. 9,10 relate to fresh fish for item 284 and gur(cane) for item 373

**Table 1: Quantity and value of cash purchase consumption out of home-grown stock; and total consumption of different items of food, pan, tobacco, intoxicants and fuel & light per person for a period of 30 days**

| Nagaland  |                      | Urban          |            |                                     |            |                   |            |                            |            |
|-----------|----------------------|----------------|------------|-------------------------------------|------------|-------------------|------------|----------------------------|------------|
| item code | item                 | cash purchase  |            | consumption out of home-grown stock |            | total consumption |            | hhs. reporting consumption |            |
|           |                      | quantity (kg@) | value (Rs) | quantity (kg@)                      | value (Rs) | quantity (kg@)    | value (Rs) | estd. no. per 1000         | sample no. |
| (1)       | (2)                  | (3)            | (4)        | (5)                                 | (6)        | (7)               | (8)        | (9)                        | (10)       |
| 102 *     | rice                 | 10.40          | 80.99      | 2.64                                | 21.02      | 12.79             | 99.81      | 942                        | 222        |
| 112 *     | atta                 | 0.46           | 2.86       | 0.00                                | 0.00       | 0.46              | 2.86       | 314                        | 60         |
| 190       | gram (whole grain)   | 0.01           | 0.18       | 0.00                                | 0.00       | 0.01              | 0.18       | 30                         | 8          |
| 210 *     | arhar (tur)          | 0.12           | 2.09       | 0.00                                | 0.00       | 0.12              | 2.08       | 333                        | 76         |
| 212 *     | gram (split)         | 0.01           | 0.13       | 0.00                                | 0.00       | 0.01              | 0.13       | 22                         | 5          |
| 214 *     | moong                | 0.04           | 0.62       | 0.00                                | 0.00       | 0.03              | 0.56       | 117                        | 23         |
| 216 *     | masur                | 0.47           | 6.37       | 0.00                                | 0.00       | 0.47              | 6.37       | 920                        | 217        |
| 230       | milk: liquid (litre) | 0.74           | 6.58       | 0.06                                | 0.56       | 0.81              | 7.14       | 185                        | 40         |
| 234       | ghee                 | 0.00           | 0.13       | 0.00                                | 0.00       | 0.00              | 0.13       | 25                         | 6          |
| 240 *     | vanaspati            | 0.01           | 0.34       | 0.00                                | 0.00       | 0.01              | 0.33       | 67                         | 13         |
| 243 *     | mustard oil          | 0.34           | 13.11      | 0.00                                | 0.00       | 0.33              | 12.89      | 963                        | 229        |
| 255 *     | refined oil          | 0.00           | 0.13       | 0.00                                | 0.00       | 0.00              | 0.13       | 14                         | 2          |
| 270       | goat meat            | 0.05           | 3.18       | 0.00                                | 0.00       | 0.05              | 3.18       | 197                        | 45         |
| 271       | mutton               | 0.02           | 1.24       | 0.00                                | 0.00       | 0.02              | 1.24       | 51                         | 8          |
| 272       | beef                 | 0.23           | 5.55       | 0.00                                | 0.00       | 0.23              | 5.55       | 386                        | 93         |
| 274       | buffalo meat         | 0.01           | 0.18       | 0.00                                | 0.00       | 0.01              | 0.18       | 9                          | 2          |
| 280       | chicken              | 0.07           | 4.05       | 0.04                                | 2.34       | 0.11              | 6.38       | 334                        | 92         |
| 282       | eggs (no.)           | 2.61           | 4.12       | 0.19                                | 0.36       | 2.80              | 4.49       | 703                        | 165        |
| 284 \$    | fish                 | 0.39           | 18.49      | 0.00                                | 0.00       | 0.39              | 18.47      | 743                        | 182        |
| 290       | potato               | 1.30           | 6.94       | 0.01                                | 0.07       | 1.31              | 6.97       | 943                        | 226        |
| 291       | onion                | 0.27           | 2.33       | 0.00                                | 0.00       | 0.27              | 2.34       | 852                        | 202        |
| 310       | cauliflower          | 0.12           | 0.93       | 0.00                                | 0.01       | 0.12              | 0.94       | 203                        | 55         |
| 311       | cabbage              | 0.42           | 2.44       | 0.01                                | 0.07       | 0.43              | 2.51       | 609                        | 154        |
| 312       | brinjal              | 0.31           | 1.94       | 0.00                                | 0.01       | 0.31              | 1.97       | 608                        | 146        |
| 313       | lady's finger        | 0.18           | 1.23       | 0.00                                | 0.01       | 0.18              | 1.23       | 249                        | 69         |
| 314       | palak                | 0.09           | 0.45       | 0.01                                | 0.02       | 0.09              | 0.47       | 140                        | 39         |
| 317       | tomato               | 0.23           | 2.76       | 0.01                                | 0.06       | 0.24              | 2.83       | 735                        | 191        |
| 321       | chilli (green)       | 0.16           | 2.67       | 0.01                                | 0.17       | 0.16              | 2.83       | 927                        | 221        |
| 325       | lemon (no.)          | 0.61           | 0.40       | 0.00                                | 0.00       | 0.61              | 0.40       | 284                        | 74         |
| 340       | banana (no.)         | 4.94           | 2.77       | 0.16                                | 0.11       | 5.10              | 2.88       | 641                        | 163        |
| 344       | coconut (no.)        | 0.01           | 0.04       | 0.00                                | 0.00       | 0.01              | 0.04       | 14                         | 3          |
| 350       | mango                | 0.03           | 0.65       | 0.00                                | 0.00       | 0.03              | 0.65       | 73                         | 23         |
| 355       | apple                | 0.09           | 2.19       | 0.00                                | 0.00       | 0.09              | 2.19       | 285                        | 75         |
| 370 *     | sugar (crystal)      | 0.65           | 8.64       | 0.00                                | 0.00       | 0.62              | 8.38       | 835                        | 191        |
| 373 \$    | gur                  | 0.00           | 0.03       | 0.00                                | 0.00       | 0.00              | 0.03       | 9                          | 2          |
| 390       | turmeric (gm)        | 31.85          | 1.69       | 0.50                                | 0.02       | 28.98             | 1.65       | 822                        | 195        |
| 391       | black pepper (gm)    | 1.66           | 0.08       | 0.00                                | 0.00       | 1.66              | 0.08       | 46                         | 14         |
| 392       | dry chillies (gm)    | 13.52          | 0.68       | 1.08                                | 0.05       | 14.63             | 0.74       | 418                        | 112        |
| 393       | garlic (gm)          | 52.35          | 1.53       | 2.61                                | 0.10       | 54.31             | 1.61       | 939                        | 225        |
| 394       | tamarind (gm)        | 0.16           | 0.01       | 0.00                                | 0.00       | 0.16              | 0.01       | 8                          | 2          |

@ Quantity unit kg unless otherwise specified; \* cols. 9,10 exclude consumption out of public distn. system purchases  
\$ cols. 9,10 relate to fresh fish for item 284 and gur(cane) for item 373

**Table 1: Quantity and value of cash purchase consumption out of home-grown stock; and total consumption of different items of food, pan, tobacco, intoxicants and fuel & light per person for a period of 30 days**

| Nagaland  |                           | Urban          |            |                                     |            |                   |            |                            |            |
|-----------|---------------------------|----------------|------------|-------------------------------------|------------|-------------------|------------|----------------------------|------------|
| item code | item                      | cash purchase  |            | consumption out of home-grown stock |            | total consumption |            | hhs. reporting consumption |            |
|           |                           | quantity (kg@) | value (Rs) | quantity (kg@)                      | value (Rs) | quantity (kg@)    | value (Rs) | estd. no. per 1000         | sample no. |
| (1)       | (2)                       | (3)            | (4)        | (5)                                 | (6)        | (7)               | (8)        | (9)                        | (10)       |
| 395       | ginger (gm)               | 69.78          | 1.16       | 4.73                                | 0.13       | 73.69             | 1.27       | 830                        | 197        |
| 400       | tea (no. of cups)         | 4.53           | 6.14       | -                                   | -          | 4.52              | 6.13       | 523                        | 137        |
| 401       | tea: leaf (gm)            | 80.63          | 6.47       | 0.00                                | 0.00       | 78.26             | 6.28       | 970                        | 230        |
| 402       | coffee (no. of cups)      | 0.03           | 0.09       | -                                   | -          | 0.03              | 0.09       | 13                         | 2          |
| 403       | coffee powder (gm)        | 0.06           | 0.03       | 0.00                                | 0.00       | 0.06              | 0.03       | 6                          | 1          |
| 410       | biscuit and confectionery | -              | 7.00       | -                                   | 0.00       | -                 | 7.00       | 874                        | 205        |
| 411       | salted refreshments       | -              | 2.76       | -                                   | 0.00       | -                 | 2.76       | 358                        | 86         |
| 412       | prepared sweets           | -              | 1.71       | -                                   | 0.00       | -                 | 1.71       | 351                        | 88         |
| 431       | pan: finished (no.)       | 10.05          | 8.24       | 0.00                                | 0.00       | 10.13             | 8.26       | 340                        | 85         |
| 440       | bidi (no.)                | 47.39          | 5.20       | 0.00                                | 0.00       | 47.39             | 5.20       | 386                        | 82         |
| 441       | cigarettes (no.)          | 12.87          | 9.65       | 0.00                                | 0.00       | 12.87             | 9.65       | 182                        | 49         |
| 461       | firewood & chips          | 10.44          | 6.49       | 7.65                                | 5.49       | 28.65             | 20.15      | 674                        | 165        |
| 462       | electricity (st. unit)    | 1.78           | 4.31       | 0.00                                | 0.00       | 1.78              | 4.31       | 817                        | 200        |
| 463       | dung cake                 | -              | 0.17       | -                                   | 0.00       | -                 | 0.17       | 7                          | 1          |
| 464 *     | kerosene (ltr)            | 1.12           | 5.32       | 0.00                                | 0.00       | 1.00              | 4.76       | 520                        | 111        |
| 466       | matches (box)             | 1.60           | 0.73       | 0.00                                | 0.00       | 1.53              | 0.70       | 975                        | 233        |
| 472       | LPG (kg)                  | 0.68           | 4.26       | 0.00                                | 0.00       | 0.67              | 4.19       | 166                        | 33         |

@ Quantity unit kg unless otherwise specified; \* cols. 9,10 exclude consumption out of public distn. system purchases  
\$ cols. 9,10 relate to fresh fish for item 284 and gur(cane) for item 373

**Table 1: Quantity and value of cash purchase consumption out of home-grown stock; and total consumption of different items of food, pan, tobacco, intoxicants and fuel & light per person for a period of 30 days**

| Orissa    |                      | Urban          |            |                                     |            |                   |            |                            |            |
|-----------|----------------------|----------------|------------|-------------------------------------|------------|-------------------|------------|----------------------------|------------|
| item code | item                 | cash purchase  |            | consumption out of home-grown stock |            | total consumption |            | hhs. reporting consumption |            |
|           |                      | quantity (kg@) | value (Rs) | quantity (kg@)                      | value (Rs) | quantity (kg@)    | value (Rs) | estd. no. per 1000         | sample no. |
| (1)       | (2)                  | (3)            | (4)        | (5)                                 | (6)        | (7)               | (8)        | (9)                        | (10)       |
| 102 *     | rice                 | 9.42           | 56.02      | 1.00                                | 5.52       | 10.72             | 63.21      | 883                        | 932        |
| 112 *     | atta                 | 0.88           | 5.32       | 0.00                                | 0.02       | 1.41              | 7.70       | 479                        | 526        |
| 190       | gram (whole grain)   | 0.02           | 0.29       | 0.00                                | 0.01       | 0.02              | 0.30       | 77                         | 76         |
| 210 *     | arhar (tur)          | 0.31           | 5.71       | 0.00                                | 0.08       | 0.32              | 5.79       | 546                        | 564        |
| 212 *     | gram (split)         | 0.02           | 0.28       | 0.00                                | 0.01       | 0.02              | 0.29       | 76                         | 86         |
| 214 *     | moong                | 0.18           | 2.83       | 0.00                                | 0.04       | 0.19              | 2.93       | 508                        | 531        |
| 216 *     | masur                | 0.10           | 1.34       | 0.00                                | 0.00       | 0.10              | 1.33       | 291                        | 302        |
| 221 *     | urd                  | 0.04           | 0.39       | 0.01                                | 0.06       | 0.04              | 0.46       | 106                        | 114        |
| 230       | milk: liquid (litre) | 1.84           | 13.15      | 0.35                                | 2.19       | 2.20              | 15.34      | 442                        | 486        |
| 234       | ghee                 | 0.00           | 0.35       | 0.00                                | 0.01       | 0.00              | 0.36       | 30                         | 46         |
| 240 *     | vanaspati            | 0.03           | 1.24       | 0.00                                | 0.00       | 0.03              | 1.22       | 228                        | 244        |
| 243 *     | mustard oil          | 0.29           | 10.14      | 0.00                                | 0.00       | 0.29              | 10.09      | 796                        | 830        |
| 245 *     | groundnut oil        | 0.03           | 1.07       | 0.00                                | 0.00       | 0.03              | 1.07       | 76                         | 75         |
| 247 *     | coconut oil          | 0.00           | 0.02       | 0.00                                | 0.00       | 0.00              | 0.02       | 2                          | 2          |
| 255 *     | refined oil          | 0.03           | 1.18       | 0.00                                | 0.00       | 0.03              | 1.16       | 115                        | 130        |
| 270       | goat meat            | 0.13           | 7.71       | 0.00                                | 0.00       | 0.13              | 7.75       | 413                        | 424        |
| 271       | mutton               | 0.02           | 1.04       | 0.00                                | 0.00       | 0.02              | 1.04       | 44                         | 37         |
| 272       | beef                 | 0.02           | 0.20       | 0.00                                | 0.00       | 0.02              | 0.20       | 13                         | 16         |
| 280       | chicken              | 0.02           | 1.04       | 0.00                                | 0.08       | 0.02              | 1.14       | 62                         | 64         |
| 282       | eggs (no.)           | 1.28           | 1.65       | 0.04                                | 0.07       | 1.32              | 1.72       | 342                        | 349        |
| 284 \$    | fish                 | 0.29           | 8.00       | 0.00                                | 0.04       | 0.30              | 8.13       | 637                        | 677        |
| 290       | potato               | 1.93           | 7.26       | 0.00                                | 0.00       | 1.94              | 7.29       | 884                        | 931        |
| 291       | onion                | 0.50           | 2.79       | 0.00                                | 0.04       | 0.51              | 2.84       | 867                        | 903        |
| 310       | cauliflower          | 0.23           | 1.29       | 0.01                                | 0.06       | 0.24              | 1.35       | 217                        | 218        |
| 311       | cabbage              | 0.34           | 1.31       | 0.00                                | 0.00       | 0.34              | 1.31       | 390                        | 381        |
| 312       | brinjal              | 0.85           | 3.81       | 0.01                                | 0.04       | 0.86              | 3.86       | 833                        | 886        |
| 313       | lady's finger        | 0.18           | 0.97       | 0.01                                | 0.04       | 0.18              | 1.02       | 456                        | 490        |
| 314       | palak                | 0.02           | 0.05       | 0.00                                | 0.00       | 0.02              | 0.05       | 39                         | 42         |
| 317       | tomato               | 0.49           | 2.60       | 0.00                                | 0.01       | 0.49              | 2.62       | 714                        | 735        |
| 321       | chilli (green)       | 0.06           | 0.72       | 0.00                                | 0.01       | 0.06              | 0.72       | 818                        | 846        |
| 325       | lemon (no.)          | 1.48           | 0.66       | 0.00                                | 0.00       | 1.49              | 0.66       | 595                        | 633        |
| 340       | banana (no.)         | 4.22           | 2.21       | 0.00                                | 0.00       | 4.24              | 2.21       | 723                        | 760        |
| 344       | coconut (no.)        | 0.25           | 1.11       | 0.03                                | 0.08       | 0.29              | 1.22       | 414                        | 469        |
| 350       | mango                | 0.13           | 1.07       | 0.00                                | 0.00       | 0.13              | 1.08       | 157                        | 194        |
| 355       | apple                | 0.08           | 1.40       | 0.00                                | 0.00       | 0.08              | 1.41       | 275                        | 287        |
| 361       | groundnut            | 0.01           | 0.16       | 0.00                                | 0.00       | 0.01              | 0.17       | 78                         | 80         |
| 370 *     | sugar (crystal)      | 0.73           | 7.67       | 0.00                                | 0.00       | 0.72              | 7.57       | 529                        | 544        |
| 373 \$    | gur                  | 0.03           | 0.25       | 0.00                                | 0.00       | 0.03              | 0.28       | 98                         | 113        |
| 390       | turmeric (gm)        | 33.75          | 1.05       | 0.04                                | 0.00       | 33.45             | 1.06       | 872                        | 920        |

@ Quantity unit kg unless otherwise specified; \* cols. 9,10 exclude consumption out of public distn. system purchases  
\$ cols. 9,10 relate to fresh fish for item 284 and gur(cane) for item 373

**Table 1: Quantity and value of cash purchase consumption out of home-grown stock; and total consumption of different items of food, pan, tobacco, intoxicants and fuel & light per person for a period of 30 days**

| Orissa    |                           | Urban          |            |                                     |            |                   |            |                            |            |
|-----------|---------------------------|----------------|------------|-------------------------------------|------------|-------------------|------------|----------------------------|------------|
| item code | item                      | cash purchase  |            | consumption out of home-grown stock |            | total consumption |            | hhs. reporting consumption |            |
|           |                           | quantity (kg@) | value (Rs) | quantity (kg@)                      | value (Rs) | quantity (kg@)    | value (Rs) | estd. no. per 1000         | sample no. |
| (1)       | (2)                       | (3)            | (4)        | (5)                                 | (6)        | (7)               | (8)        | (9)                        | (10)       |
| 391       | black pepper (gm)         | 0.88           | 0.05       | 0.00                                | 0.00       | 0.91              | 0.05       | 69                         | 70         |
| 392       | dry chillies (gm)         | 29.64          | 0.84       | 0.50                                | 0.01       | 30.16             | 0.84       | 842                        | 889        |
| 393       | garlic (gm)               | 35.10          | 0.79       | 0.00                                | 0.00       | 35.07             | 0.78       | 740                        | 801        |
| 394       | tamarind (gm)             | 14.12          | 0.11       | 0.13                                | 0.00       | 14.84             | 0.11       | 173                        | 177        |
| 395       | ginger (gm)               | 30.60          | 0.62       | 0.00                                | 0.00       | 30.95             | 0.62       | 708                        | 770        |
| 400       | tea (no. of cups)         | 5.86           | 4.07       | -                                   | -          | 6.05              | 4.18       | 547                        | 539        |
| 401       | tea: leaf (gm)            | 33.05          | 2.67       | 0.00                                | 0.00       | 33.19             | 2.65       | 735                        | 785        |
| 402       | coffee (no. of cups)      | 0.01           | 0.02       | -                                   | -          | 0.02              | 0.03       | 6                          | 8          |
| 403       | coffee powder (gm)        | 0.27           | 0.06       | 0.00                                | 0.00       | 0.19              | 0.04       | 6                          | 14         |
| 410       | biscuit and confectionery | -              | 3.02       | -                                   | 0.00       | -                 | 3.02       | 514                        | 549        |
| 411       | salted refreshments       | -              | 6.56       | -                                   | 0.11       | -                 | 6.85       | 685                        | 666        |
| 412       | prepared sweets           | -              | 1.35       | -                                   | 0.01       | -                 | 1.39       | 216                        | 236        |
| 431       | pan: finished (no.)       | 6.92           | 2.89       | 0.06                                | 0.02       | 7.02              | 2.93       | 342                        | 382        |
| 440       | bidi (no.)                | 14.59          | 1.26       | 0.00                                | 0.00       | 14.64             | 1.26       | 276                        | 257        |
| 441       | cigarettes (no.)          | 3.70           | 2.30       | 0.00                                | 0.00       | 3.70              | 2.30       | 142                        | 137        |
| 461       | firewood & chips          | 8.92           | 7.79       | 0.28                                | 0.26       | 11.92             | 9.56       | 493                        | 503        |
| 462       | electricity (st. unit)    | 6.20           | 8.20       | 0.00                                | 0.00       | 7.23              | 9.27       | 565                        | 612        |
| 463       | dung cake                 | -              | 0.09       | -                                   | 0.17       | -                 | 0.38       | 67                         | 74         |
| 464 *     | kerosene (ltr)            | 0.98           | 4.24       | 0.00                                | 0.00       | 0.97              | 4.20       | 470                        | 495        |
| 466       | matches (box)             | 1.24           | 0.37       | 0.00                                | 0.00       | 1.23              | 0.36       | 924                        | 956        |
| 472       | LPG (kg)                  | 0.61           | 4.25       | 0.00                                | 0.00       | 0.59              | 4.09       | 185                        | 220        |

@ Quantity unit kg unless otherwise specified; \* cols. 9,10 exclude consumption out of public distr. system purchases  
\$ cols. 9,10 relate to fresh fish for item 284 and gur(cane) for item 373

**Table 1: Quantity and value of cash purchase consumption out of home-grown stock; and total consumption of different items of food, pan, tobacco, intoxicants and fuel & light per person for a period of 30 days**

| Punjab    |                      | Urban          |            |                                     |            |                   |            |                            |            |
|-----------|----------------------|----------------|------------|-------------------------------------|------------|-------------------|------------|----------------------------|------------|
| item code | item                 | cash purchase  |            | consumption out of home-grown stock |            | total consumption |            | hhs. reporting consumption |            |
|           |                      | quantity (kg@) | value (Rs) | quantity (kg@)                      | value (Rs) | quantity (kg@)    | value (Rs) | estd. no. per 1000         | sample no. |
| (1)       | (2)                  | (3)            | (4)        | (5)                                 | (6)        | (7)               | (8)        | (9)                        | (10)       |
| 102 *     | rice                 | 0.83           | 7.25       | 0.05                                | 0.37       | 0.91              | 8.00       | 821                        | 1602       |
| 112 *     | atta                 | 5.32           | 25.69      | 0.30                                | 1.11       | 7.65              | 34.75      | 954                        | 1852       |
| 190       | gram (whole grain)   | 0.11           | 1.84       | 0.00                                | 0.00       | 0.11              | 1.83       | 509                        | 1026       |
| 210 *     | arhar (tur)          | 0.05           | 0.95       | 0.00                                | 0.00       | 0.06              | 0.98       | 206                        | 371        |
| 212 *     | gram (split)         | 0.16           | 2.74       | 0.00                                | 0.00       | 0.16              | 2.76       | 753                        | 1511       |
| 214 *     | moong                | 0.20           | 3.39       | 0.00                                | 0.02       | 0.20              | 3.41       | 895                        | 1734       |
| 216 *     | masur                | 0.15           | 2.35       | 0.00                                | 0.00       | 0.16              | 2.36       | 765                        | 1451       |
| 220 *     | urd                  | 0.13           | 1.96       | 0.00                                | 0.00       | 0.13              | 1.96       | 586                        | 1185       |
| 230       | milk: liquid (litre) | 8.10           | 65.02      | 1.55                                | 9.81       | 9.70              | 75.17      | 958                        | 1866       |
| 234       | ghee                 | 0.05           | 4.35       | 0.00                                | 0.10       | 0.05              | 4.68       | 181                        | 437        |
| 240 *     | vanaspati            | 0.36           | 13.67      | 0.00                                | 0.00       | 0.36              | 13.67      | 689                        | 1307       |
| 243 *     | mustard oil          | 0.12           | 3.79       | 0.00                                | 0.05       | 0.12              | 3.91       | 471                        | 842        |
| 245 *     | groundnut oil        | 0.00           | 0.16       | 0.00                                | 0.00       | 0.00              | 0.15       | 4                          | 10         |
| 255 *     | refined oil          | 0.12           | 4.71       | 0.00                                | 0.00       | 0.11              | 4.71       | 194                        | 452        |
| 270       | goat meat            | 0.06           | 3.09       | 0.00                                | 0.00       | 0.06              | 3.09       | 207                        | 392        |
| 271       | mutton               | 0.00           | 0.07       | 0.00                                | 0.00       | 0.00              | 0.07       | 6                          | 12         |
| 280       | chicken              | 0.01           | 0.56       | 0.00                                | 0.00       | 0.01              | 0.56       | 23                         | 62         |
| 282       | eggs (no.)           | 0.73           | 0.93       | 0.00                                | 0.00       | 0.73              | 0.93       | 155                        | 290        |
| 284 \$    | fish                 | 0.00           | 0.10       | 0.00                                | 0.00       | 0.00              | 0.10       | 5                          | 12         |
| 290       | potato               | 1.10           | 3.69       | 0.00                                | 0.00       | 1.10              | 3.68       | 978                        | 1893       |
| 291       | onion                | 0.88           | 5.36       | 0.00                                | 0.01       | 0.88              | 5.37       | 977                        | 1891       |
| 310       | cauliflower          | 0.41           | 1.72       | 0.00                                | 0.01       | 0.42              | 1.74       | 557                        | 1110       |
| 311       | cabbage              | 0.13           | 0.48       | 0.00                                | 0.00       | 0.13              | 0.47       | 263                        | 555        |
| 312       | brinjal              | 0.34           | 1.68       | 0.00                                | 0.01       | 0.34              | 1.70       | 685                        | 1319       |
| 313       | lady's finger        | 0.11           | 0.88       | 0.00                                | 0.01       | 0.12              | 0.89       | 301                        | 593        |
| 314       | palak                | 0.23           | 0.68       | 0.00                                | 0.00       | 0.23              | 0.69       | 433                        | 854        |
| 317       | tomato               | 0.48           | 3.89       | 0.00                                | 0.01       | 0.48              | 3.90       | 901                        | 1757       |
| 321       | chilli (green)       | 0.03           | 0.36       | 0.00                                | 0.00       | 0.03              | 0.39       | 436                        | 864        |
| 325       | lemon (no.)          | 1.51           | 0.84       | 0.00                                | 0.00       | 1.52              | 0.84       | 399                        | 831        |
| 340       | banana (no.)         | 3.75           | 3.38       | 0.00                                | 0.00       | 3.81              | 3.44       | 635                        | 1305       |
| 344       | coconut (no.)        | 0.00           | 0.00       | 0.00                                | 0.00       | 0.00              | 0.00       | 1                          | 5          |
| 350       | mango                | 0.15           | 2.05       | 0.00                                | 0.00       | 0.15              | 2.07       | 188                        | 348        |
| 355       | apple                | 0.25           | 3.15       | 0.00                                | 0.00       | 0.25              | 3.18       | 454                        | 986        |
| 361       | groundnut            | 0.04           | 0.94       | 0.00                                | 0.00       | 0.04              | 0.94       | 211                        | 392        |
| 370 *     | sugar (crystal)      | 1.59           | 19.95      | 0.00                                | 0.00       | 1.59              | 19.95      | 966                        | 1883       |
| 373 \$    | gur                  | 0.02           | 0.17       | 0.00                                | 0.00       | 0.03              | 0.20       | 37                         | 73         |
| 390       | turmeric (gm)        | 68.38          | 1.75       | 0.00                                | 0.00       | 52.60             | 1.85       | 980                        | 1900       |
| 391       | black pepper (gm)    | 4.61           | 0.33       | 0.00                                | 0.00       | 5.02              | 0.36       | 226                        | 489        |

@ Quantity unit kg unless otherwise specified; \* cols. 9,10 exclude consumption out of public distn. system purchases  
\$ cols. 9,10 relate to fresh fish for item 284 and gur(cane) for item 373



**Table 1: Quantity and value of cash purchase consumption out of home-grown stock; and total consumption of different items of food, pan, tobacco, intoxicants and fuel & light per person for a period of 30 days**

| Punjab    |                           | Urban          |            |                                     |            |                   |            |                            |            |
|-----------|---------------------------|----------------|------------|-------------------------------------|------------|-------------------|------------|----------------------------|------------|
| item code | item                      | cash purchase  |            | consumption out of home-grown stock |            | total consumption |            | hhs. reporting consumption |            |
|           |                           | quantity (kg@) | value (Rs) | quantity (kg@)                      | value (Rs) | quantity (kg@)    | value (Rs) | estd. no. per 1000         | sample no. |
| (1)       | (2)                       | (3)            | (4)        | (5)                                 | (6)        | (7)               | (8)        | (9)                        | (10)       |
| 392       | dry chillies (gm)         | 46.17          | 1.87       | 0.00                                | 0.00       | 48.91             | 1.97       | 953                        | 1828       |
| 393       | garlic (gm)               | 21.99          | 0.53       | 0.09                                | 0.00       | 23.15             | 0.56       | 469                        | 924        |
| 394       | tamarind (gm)             | 2.74           | 0.04       | 0.00                                | 0.00       | 2.71              | 0.04       | 62                         | 118        |
| 395       | ginger (gm)               | 48.31          | 1.06       | 0.00                                | 0.00       | 48.76             | 1.07       | 680                        | 1354       |
| 400       | tea (no. of cups)         | 5.46           | 6.15       | -                                   | -          | 6.12              | 6.82       | 514                        | 962        |
| 401       | tea: leaf (gm)            | 158.28         | 8.13       | 0.00                                | 0.00       | 158.49            | 8.16       | 936                        | 1850       |
| 402       | coffee (no. of cups)      | 0.00           | 0.01       | -                                   | -          | 0.00              | 0.01       | 2                          | 8          |
| 403       | coffee powder (gm)        | 0.44           | 0.10       | 0.00                                | 0.00       | 0.42              | 0.09       | 14                         | 45         |
| 410       | biscuit and confectionery | -              | 3.12       | -                                   | 0.00       | -                 | 3.13       | 655                        | 1320       |
| 411       | salted refreshments       | -              | 1.83       | -                                   | 0.02       | -                 | 1.85       | 472                        | 965        |
| 412       | prepared sweets           | -              | 2.81       | -                                   | 0.00       | -                 | 2.86       | 361                        | 720        |
| 431       | pan: finished (no.)       | 0.24           | 0.29       | 0.00                                | 0.00       | 0.24              | 0.29       | 43                         | 53         |
| 440       | bidi (no.)                | 31.57          | 3.07       | 0.00                                | 0.00       | 32.02             | 3.02       | 247                        | 409        |
| 441       | cigarettes (no.)          | 2.22           | 1.26       | 0.00                                | 0.00       | 2.22              | 1.26       | 58                         | 122        |
| 461       | firewood & chips          | 2.28           | 1.80       | 0.25                                | 0.19       | 3.21              | 2.40       | 206                        | 362        |
| 462       | electricity (st. unit)    | 15.06          | 17.72      | 0.00                                | 0.00       | 15.35             | 18.10      | 911                        | 1796       |
| 463       | dung cake                 | -              | 0.62       | -                                   | 0.89       | -                 | 1.90       | 154                        | 256        |
| 464 *     | kerosene (ltr)            | 1.54           | 5.92       | 0.00                                | 0.00       | 1.54              | 5.92       | 275                        | 438        |
| 466       | matches (box)             | 2.25           | 0.79       | 0.00                                | 0.00       | 2.27              | 0.80       | 923                        | 1762       |
| 472       | LPG (kg)                  | 1.35           | 9.44       | 0.00                                | 0.00       | 1.31              | 9.14       | 422                        | 969        |

@ Quantity unit kg unless otherwise specified; \* cols. 9,10 exclude consumption out of public distn. system purchases  
\$ cols. 9,10 relate to fresh fish for item 284 and gur(cane) for item 373

**Table 1: Quantity and value of cash purchase consumption out of home-grown stock; and total consumption of different items of food, pan, tobacco, intoxicants and fuel & light per person for a period of 30 days**

| Rajasthan |                      | Urban          |            |                                     |            |                   |            |                            |            |
|-----------|----------------------|----------------|------------|-------------------------------------|------------|-------------------|------------|----------------------------|------------|
| item code | item                 | cash purchase  |            | consumption out of home-grown stock |            | total consumption |            | hhs. reporting consumption |            |
|           |                      | quantity (kg@) | value (Rs) | quantity (kg@)                      | value (Rs) | quantity (kg@)    | value (Rs) | estd. no. per 1000         | sample no. |
| (1)       | (2)                  | (3)            | (4)        | (5)                                 | (6)        | (7)               | (8)        | (9)                        | (10)       |
| 102 *     | rice                 | 0.57           | 5.51       | 0.00                                | 0.03       | 0.57              | 5.48       | 622                        | 1151       |
| 112 *     | atta                 | 0.66           | 3.29       | 0.61                                | 2.43       | 9.90              | 43.74      | 859                        | 1569       |
| 190       | gram (whole grain)   | 0.01           | 0.17       | 0.00                                | 0.00       | 0.01              | 0.14       | 35                         | 73         |
| 210 *     | arhar (tur)          | 0.06           | 1.01       | 0.00                                | 0.00       | 0.06              | 1.05       | 280                        | 516        |
| 212 *     | gram (split)         | 0.11           | 1.71       | 0.00                                | 0.03       | 0.12              | 1.80       | 519                        | 921        |
| 214 *     | moong                | 0.21           | 3.26       | 0.01                                | 0.08       | 0.23              | 3.48       | 839                        | 1528       |
| 216 *     | masur                | 0.06           | 0.89       | 0.00                                | 0.00       | 0.06              | 0.89       | 342                        | 609        |
| 220 *     | urd                  | 0.06           | 0.92       | 0.00                                | 0.03       | 0.08              | 1.05       | 371                        | 679        |
| 230       | milk: liquid (litre) | 5.65           | 41.92      | 1.87                                | 12.84      | 7.53              | 54.91      | 959                        | 1735       |
| 234       | ghee                 | 0.17           | 15.62      | 0.00                                | 0.20       | 0.17              | 16.15      | 565                        | 1058       |
| 240 *     | vanaspati            | 0.04           | 1.82       | 0.00                                | 0.00       | 0.04              | 1.84       | 155                        | 256        |
| 243 *     | mustard oil          | 0.20           | 6.02       | 0.00                                | 0.06       | 0.21              | 6.20       | 481                        | 832        |
| 245 *     | groundnut oil        | 0.21           | 8.19       | 0.00                                | 0.00       | 0.21              | 8.23       | 368                        | 700        |
| 247       | coconut oil          | 0.00           | 0.07       | 0.00                                | 0.00       | 0.00              | 0.07       | 2                          | 3          |
| 255 *     | refined oil          | 0.01           | 0.47       | 0.00                                | 0.00       | 0.01              | 0.48       | 18                         | 38         |
| 270       | goat meat            | 0.10           | 4.45       | 0.00                                | 0.00       | 0.10              | 4.45       | 251                        | 446        |
| 274       | buffalo meat         | 0.00           | 0.06       | 0.00                                | 0.00       | 0.00              | 0.06       | 7                          | 13         |
| 280       | chicken              | 0.00           | 0.01       | 0.00                                | 0.00       | 0.00              | 0.01       | 2                          | 4          |
| 282       | eggs (no.)           | 0.37           | 0.54       | 0.02                                | 0.04       | 0.37              | 0.56       | 88                         | 162        |
| 284 \$    | fish                 | 0.00           | 0.17       | 0.00                                | 0.02       | 0.01              | 0.30       | 12                         | 20         |
| 290       | potato               | 0.76           | 2.92       | 0.00                                | 0.00       | 0.76              | 2.91       | 935                        | 1701       |
| 291       | onion                | 0.52           | 2.37       | 0.00                                | 0.02       | 0.53              | 2.40       | 818                        | 1477       |
| 310       | cauliflower          | 0.27           | 1.69       | 0.01                                | 0.03       | 0.28              | 1.72       | 461                        | 819        |
| 311       | cabbage              | 0.17           | 0.92       | 0.00                                | 0.00       | 0.17              | 0.93       | 339                        | 587        |
| 312       | brinjal              | 0.28           | 1.22       | 0.01                                | 0.02       | 0.28              | 1.24       | 615                        | 1090       |
| 313       | lady's finger        | 0.16           | 1.21       | 0.00                                | 0.02       | 0.16              | 1.22       | 396                        | 746        |
| 314       | palak                | 0.19           | 0.73       | 0.00                                | 0.01       | 0.19              | 0.73       | 451                        | 827        |
| 317       | tomato               | 0.47           | 3.09       | 0.00                                | 0.02       | 0.47              | 3.11       | 795                        | 1439       |
| 321       | chilli (green)       | 0.15           | 1.19       | 0.00                                | 0.01       | 0.15              | 1.20       | 721                        | 1282       |
| 325       | lemon (no.)          | 1.79           | 0.85       | 0.01                                | 0.00       | 1.80              | 0.86       | 465                        | 834        |
| 340       | banana (no.)         | 2.74           | 1.96       | 0.02                                | 0.01       | 2.76              | 1.98       | 490                        | 933        |
| 344       | coconut (no.)        | 0.02           | 0.09       | 0.00                                | 0.00       | 0.02              | 0.09       | 32                         | 62         |
| 350       | mango                | 0.06           | 0.80       | 0.00                                | 0.00       | 0.06              | 0.80       | 96                         | 209        |
| 355       | apple                | 0.11           | 1.76       | 0.00                                | 0.00       | 0.11              | 1.76       | 250                        | 509        |
| 361       | groundnut            | 0.03           | 0.54       | 0.00                                | 0.05       | 0.03              | 0.58       | 117                        | 223        |
| 370 *     | sugar (crystal)      | 1.13           | 13.92      | 0.00                                | 0.00       | 1.13              | 13.87      | 910                        | 1647       |
| 373 \$    | gur                  | 0.08           | 0.74       | 0.00                                | 0.00       | 0.07              | 0.72       | 120                        | 208        |
| 390       | turmeric (gm)        | 17.05          | 0.56       | 0.00                                | 0.00       | 31.87             | 1.00       | 953                        | 1732       |
| 391       | black pepper (gm)    | 2.27           | 0.15       | 0.00                                | 0.00       | 4.03              | 0.25       | 211                        | 401        |

@ Quantity unit kg unless otherwise specified; \* cols. 9,10 exclude consumption out of public distn. system purchases  
\$ cols. 9,10 relate to fresh fish for item 284 and gur(cane) for item 373

**Table 1: Quantity and value of cash purchase consumption out of home-grown stock; and total consumption of different items of food, pan, tobacco, intoxicants and fuel & light per person for a period of 30 days**

| Rajasthan |                           | Urban          |            |                                     |            |                   |            |                            |            |
|-----------|---------------------------|----------------|------------|-------------------------------------|------------|-------------------|------------|----------------------------|------------|
| item code | item                      | cash purchase  |            | consumption out of home-grown stock |            | total consumption |            | hhs. reporting consumption |            |
|           |                           | quantity (kg@) | value (Rs) | quantity (kg@)                      | value (Rs) | quantity (kg@)    | value (Rs) | estd. no. per 1000         | sample no. |
| (1)       | (2)                       | (3)            | (4)        | (5)                                 | (6)        | (7)               | (8)        | (9)                        | (10)       |
| 392       | dry chillies (gm)         | 56.11          | 1.81       | 0.53                                | 0.01       | 89.46             | 2.86       | 952                        | 1731       |
| 393       | garlic (gm)               | 38.39          | 0.88       | 0.55                                | 0.01       | 51.06             | 1.15       | 757                        | 1341       |
| 394       | tamarind (gm)             | 0.50           | 0.01       | 0.00                                | 0.00       | 0.65              | 0.01       | 14                         | 36         |
| 395       | ginger (gm)               | 13.86          | 0.28       | 0.00                                | 0.00       | 16.33             | 0.33       | 326                        | 593        |
| 400       | tea (no. of cups)         | 5.66           | 6.25       | -                                   | -          | 6.48              | 7.12       | 495                        | 859        |
| 401       | tea: leaf (gm)            | 79.79          | 6.49       | 0.00                                | 0.00       | 78.19             | 6.41       | 939                        | 1700       |
| 402       | coffee (no. of cups)      | 0.01           | 0.01       | -                                   | -          | 0.01              | 0.01       | 1                          | 10         |
| 403       | coffee powder (gm)        | 0.30           | 0.09       | 0.00                                | 0.00       | 0.30              | 0.09       | 20                         | 58         |
| 410       | biscuit and confectionery | -              | 2.19       | -                                   | 0.00       | -                 | 2.19       | 454                        | 840        |
| 411       | salted refreshments       | -              | 2.72       | -                                   | 0.00       | -                 | 2.72       | 477                        | 907        |
| 412       | prepared sweets           | -              | 1.71       | -                                   | 0.01       | -                 | 1.64       | 179                        | 361        |
| 431       | pan: finished (no.)       | 0.57           | 0.77       | 0.01                                | 0.01       | 0.59              | 0.79       | 78                         | 156        |
| 440       | bidi (no.)                | 56.83          | 5.38       | 0.00                                | 0.00       | 56.95             | 5.40       | 391                        | 652        |
| 441       | cigarettes (no.)          | 1.99           | 1.11       | 0.00                                | 0.00       | 1.99              | 1.11       | 62                         | 111        |
| 461       | firewood & chips          | 4.17           | 4.29       | 1.74                                | 1.56       | 7.54              | 7.24       | 441                        | 739        |
| 462       | electricity (st. unit)    | 8.52           | 9.44       | 0.00                                | 0.02       | 8.59              | 9.63       | 763                        | 1430       |
| 463       | dung cake                 | -              | 0.51       | -                                   | 0.82       | -                 | 1.65       | 208                        | 334        |
| 464 *     | kerosene (ltr)            | 1.14           | 4.05       | 0.00                                | 0.00       | 1.13              | 4.04       | 297                        | 518        |
| 466       | matches (box)             | 2.96           | 0.84       | 0.00                                | 0.00       | 2.99              | 0.85       | 941                        | 1700       |
| 472       | LPG (kg)                  | 0.70           | 4.81       | 0.00                                | 0.00       | 0.72              | 4.93       | 279                        | 593        |

@ Quantity unit kg unless otherwise specified; \* cols. 9,10 exclude consumption out of public distn. system purchases  
\$ cols. 9,10 relate to fresh fish for item 284 and gur(cane) for item 373

**Table 1: Quantity and value of cash purchase consumption out of home-grown stock; and total consumption of different items of food, pan, tobacco, intoxicants and fuel & light per person for a period of 30 days**

| Sikkim    |                      | Urban          |            |                                     |            |                   |            |                            |            |
|-----------|----------------------|----------------|------------|-------------------------------------|------------|-------------------|------------|----------------------------|------------|
| item code | item                 | cash purchase  |            | consumption out of home-grown stock |            | total consumption |            | hhs. reporting consumption |            |
|           |                      | quantity (kg@) | value (Rs) | quantity (kg@)                      | value (Rs) | quantity (kg@)    | value (Rs) | estd. no. per 1000         | sample no. |
| (1)       | (2)                  | (3)            | (4)        | (5)                                 | (6)        | (7)               | (8)        | (9)                        | (10)       |
| 102 *     | rice                 | 8.75           | 59.81      | 0.05                                | 0.46       | 8.16              | 56.31      | 646                        | 119        |
| 112 *     | atta                 | 2.08           | 12.74      | 0.00                                | 0.00       | 1.96              | 12.05      | 664                        | 109        |
| 190       | gram (whole grain)   | 0.05           | 0.81       | 0.00                                | 0.00       | 0.05              | 0.79       | 150                        | 30         |
| 210 *     | arhar (tur)          | 0.07           | 1.26       | 0.00                                | 0.00       | 0.07              | 1.30       | 141                        | 24         |
| 212 *     | gram (split)         | 0.03           | 0.51       | 0.00                                | 0.00       | 0.03              | 0.47       | 57                         | 13         |
| 214 *     | moong                | 0.09           | 1.53       | 0.00                                | 0.00       | 0.09              | 1.51       | 269                        | 40         |
| 216 *     | masur                | 0.48           | 6.21       | 0.00                                | 0.00       | 0.44              | 5.63       | 687                        | 122        |
| 221 *     | urd                  | 0.00           | 0.04       | 0.00                                | 0.00       | 0.00              | 0.05       | 18                         | 4          |
| 230       | milk: liquid (litre) | 5.41           | 37.13      | 0.00                                | 0.00       | 5.41              | 37.13      | 730                        | 126        |
| 234       | ghee                 | 0.05           | 4.30       | 0.00                                | 0.03       | 0.05              | 4.05       | 224                        | 44         |
| 240 *     | vanaspati            | 0.02           | 1.09       | 0.00                                | 0.00       | 0.02              | 0.99       | 105                        | 21         |
| 243 *     | mustard oil          | 0.52           | 18.21      | 0.00                                | 0.00       | 0.47              | 16.77      | 748                        | 130        |
| 245 *     | groundnut oil        | 0.01           | 0.30       | 0.00                                | 0.00       | 0.01              | 0.23       | 6                          | 1          |
| 255 *     | refined oil          | 0.04           | 2.14       | 0.00                                | 0.00       | 0.04              | 1.90       | 75                         | 16         |
| 270       | goat meat            | 0.07           | 4.24       | 0.00                                | 0.00       | 0.07              | 4.24       | 238                        | 38         |
| 271       | mutton               | 0.01           | 0.73       | 0.00                                | 0.29       | 0.02              | 1.02       | 48                         | 12         |
| 272       | beef                 | 0.26           | 6.11       | 0.03                                | 0.88       | 0.29              | 6.99       | 199                        | 39         |
| 274       | buffalo meat         | 0.01           | 0.47       | 0.00                                | 0.00       | 0.01              | 0.47       | 11                         | 2          |
| 280       | chicken              | 0.08           | 4.35       | 0.00                                | 0.00       | 0.08              | 4.35       | 245                        | 51         |
| 282       | eggs (no.)           | 2.11           | 3.11       | 0.00                                | 0.00       | 2.10              | 3.10       | 433                        | 80         |
| 284 \$    | fish                 | 0.08           | 3.72       | 0.00                                | 0.00       | 0.08              | 3.72       | 197                        | 38         |
| 290       | potato               | 1.52           | 7.31       | 0.00                                | 0.00       | 1.47              | 7.11       | 819                        | 143        |
| 291       | onion                | 0.54           | 3.31       | 0.00                                | 0.00       | 0.52              | 3.24       | 813                        | 143        |
| 310       | cauliflower          | 0.29           | 1.81       | 0.00                                | 0.00       | 0.29              | 1.79       | 411                        | 74         |
| 311       | cabbage              | 0.50           | 2.88       | 0.00                                | 0.00       | 0.49              | 2.81       | 787                        | 138        |
| 312       | brinjal              | 0.18           | 1.34       | 0.00                                | 0.02       | 0.18              | 1.35       | 457                        | 87         |
| 313       | lady's finger        | 0.10           | 0.87       | 0.00                                | 0.01       | 0.10              | 0.86       | 330                        | 62         |
| 314       | palak                | 0.12           | 0.72       | 0.00                                | 0.00       | 0.12              | 0.72       | 233                        | 40         |
| 317       | tomato               | 0.47           | 3.88       | 0.00                                | 0.00       | 0.46              | 3.83       | 804                        | 141        |
| 321       | chilli (green)       | 0.06           | 0.77       | 0.00                                | 0.00       | 0.06              | 0.77       | 735                        | 125        |
| 325       | lemon (no.)          | 0.29           | 0.27       | 0.00                                | 0.00       | 0.29              | 0.27       | 164                        | 33         |
| 340       | banana (no.)         | 3.86           | 3.64       | 0.00                                | 0.00       | 3.86              | 3.64       | 638                        | 95         |
| 350       | mango                | 0.02           | 0.34       | 0.00                                | 0.00       | 0.02              | 0.34       | 56                         | 11         |
| 355       | apple                | 0.14           | 2.35       | 0.00                                | 0.00       | 0.14              | 2.35       | 290                        | 50         |
| 361       | groundnut            | 0.01           | 0.28       | 0.00                                | 0.00       | 0.01              | 0.37       | 71                         | 13         |
| 370 *     | sugar (crystal)      | 0.75           | 8.00       | 0.00                                | 0.00       | 0.73              | 7.77       | 400                        | 73         |
| 390       | turmeric (gm)        | 27.70          | 1.09       | 0.00                                | 0.00       | 29.56             | 1.16       | 819                        | 143        |
| 391       | black pepper (gm)    | 2.93           | 0.24       | 0.00                                | 0.00       | 2.96              | 0.23       | 175                        | 29         |
| 392       | dry chillies (gm)    | 16.77          | 0.90       | 0.00                                | 0.00       | 16.85             | 0.90       | 521                        | 98         |
| 393       | garlic (gm)          | 42.92          | 1.32       | 0.00                                | 0.00       | 40.15             | 1.23       | 741                        | 131        |

@ Quantity unit kg unless otherwise specified; \* cols. 9,10 exclude consumption out of public distn. system purchases  
\$ cols. 9,10 relate to fresh fish for item 284 and gur(cane) for item 373

**Table 1: Quantity and value of cash purchase consumption out of home-grown stock; and total consumption of different items of food, pan, tobacco, intoxicants and fuel & light per person for a period of 30 days**

| Sikkim    |                           | Urban          |            |                                     |            |                   |            |                            |            |
|-----------|---------------------------|----------------|------------|-------------------------------------|------------|-------------------|------------|----------------------------|------------|
| item code | item                      | cash purchase  |            | consumption out of home-grown stock |            | total consumption |            | hhs. reporting consumption |            |
|           |                           | quantity (kg@) | value (Rs) | quantity (kg@)                      | value (Rs) | quantity (kg@)    | value (Rs) | estd. no. per 1000         | sample no. |
| (1)       | (2)                       | (3)            | (4)        | (5)                                 | (6)        | (7)               | (8)        | (9)                        | (10)       |
| 394       | tamarind (gm)             | 2.41           | 0.04       | 0.00                                | 0.00       | 2.41              | 0.04       | 28                         | 2          |
| 395       | ginger (gm)               | 70.67          | 1.43       | 1.68                                | 0.02       | 65.72             | 1.33       | 732                        | 132        |
| 400       | tea (no. of cups)         | 6.69           | 10.39      | -                                   | -          | 6.80              | 10.60      | 695                        | 103        |
| 401       | tea: leaf (gm)            | 109.66         | 8.89       | 0.00                                | 0.00       | 97.68             | 7.90       | 822                        | 145        |
| 402       | coffee (no. of cups)      | 0.07           | 0.08       | -                                   | -          | 0.02              | 0.04       | 6                          | 2          |
| 403       | coffee powder (gm)        | 0.90           | 0.28       | 0.00                                | 0.00       | 2.11              | 0.28       | 49                         | 12         |
| 410       | biscuit and confectionery | -              | 5.03       | -                                   | 0.00       | -                 | 5.13       | 651                        | 108        |
| 411       | salted refreshments       | -              | 2.14       | -                                   | 0.00       | -                 | 2.07       | 320                        | 48         |
| 412       | prepared sweets           | -              | 0.87       | -                                   | 0.00       | -                 | 0.87       | 117                        | 13         |
| 431       | pan: finished (no.)       | 3.26           | 4.39       | 0.10                                | 0.15       | 3.38              | 4.56       | 369                        | 53         |
| 440       | bidi (no.)                | 13.82          | 1.43       | 0.00                                | 0.00       | 13.82             | 1.43       | 166                        | 21         |
| 441       | cigarettes (no.)          | 3.87           | 3.50       | 0.00                                | 0.00       | 3.87              | 3.50       | 172                        | 37         |
| 461       | firewood & chips          | 0.06           | 0.05       | 0.81                                | 0.64       | 0.87              | 0.68       | 20                         | 3          |
| 462       | electricity (st. unit)    | 6.17           | 9.30       | 0.00                                | 0.00       | 6.44              | 9.68       | 957                        | 148        |
| 463       | dung cake                 | -              | 0.01       | -                                   | 0.00       | -                 | 0.01       | 1                          | 1          |
| 464 *     | kerosene (ltr)            | 3.82           | 12.21      | 0.00                                | 0.00       | 3.32              | 10.48      | 223                        | 38         |
| 466       | matches (box)             | 1.97           | 0.93       | 0.01                                | 0.00       | 1.82              | 0.87       | 825                        | 145        |
| 472       | LPG (kg)                  | 1.22           | 8.49       | 0.00                                | 0.00       | 0.99              | 6.99       | 227                        | 49         |

@ Quantity unit kg unless otherwise specified; \* cols. 9,10 exclude consumption out of public distn. system purchases  
\$ cols. 9,10 relate to fresh fish for item 284 and gur(cane) for item 373

**Table 1: Quantity and value of cash purchase consumption out of home-grown stock; and total consumption of different items of food, pan, tobacco, intoxicants and fuel & light per person for a period of 30 days**

| Tamil Nadu |                      | Urban          |            |                                     |            |                   |            |                            |            |
|------------|----------------------|----------------|------------|-------------------------------------|------------|-------------------|------------|----------------------------|------------|
| item code  | item                 | cash purchase  |            | consumption out of home-grown stock |            | total consumption |            | hhs. reporting consumption |            |
|            |                      | quantity (kg@) | value (Rs) | quantity (kg@)                      | value (Rs) | quantity (kg@)    | value (Rs) | estd. no. per 1000         | sample no. |
| (1)        | (2)                  | (3)            | (4)        | (5)                                 | (6)        | (7)               | (8)        | (9)                        | (10)       |
| 102 *      | rice                 | 8.63           | 62.39      | 0.28                                | 1.89       | 9.10              | 66.06      | 862                        | 3689       |
| 112 *      | atta                 | 0.05           | 0.46       | 0.00                                | 0.00       | 0.55              | 2.70       | 192                        | 907        |
| 190        | gram (whole grain)   | 0.02           | 0.41       | 0.00                                | 0.00       | 0.02              | 0.40       | 137                        | 596        |
| 210 *      | arhar (tur)          | 0.37           | 7.50       | 0.00                                | 0.01       | 0.38              | 7.58       | 841                        | 3602       |
| 212 *      | gram (split)         | 0.07           | 1.20       | 0.00                                | 0.00       | 0.07              | 1.20       | 434                        | 1914       |
| 214 *      | moong                | 0.08           | 1.31       | 0.00                                | 0.01       | 0.08              | 1.32       | 459                        | 1922       |
| 216 *      | masur                | 0.00           | 0.03       | 0.00                                | 0.00       | 0.00              | 0.03       | 8                          | 40         |
| 220 *      | urd                  | 0.25           | 3.80       | 0.00                                | 0.04       | 0.25              | 3.87       | 706                        | 3068       |
| 230        | milk: liquid (litre) | 3.54           | 24.38      | 0.25                                | 1.44       | 3.80              | 25.89      | 680                        | 2954       |
| 234        | ghee                 | 0.01           | 0.58       | 0.00                                | 0.00       | 0.01              | 0.58       | 56                         | 315        |
| 240 *      | vanaspati            | 0.00           | 0.17       | 0.00                                | 0.00       | 0.00              | 0.15       | 24                         | 118        |
| 243 *      | mustard oil          | 0.00           | 0.04       | 0.00                                | 0.00       | 0.00              | 0.04       | 2                          | 12         |
| 245 *      | groundnut oil        | 0.27           | 9.61       | 0.00                                | 0.02       | 0.27              | 9.50       | 630                        | 2618       |
| 247 *      | coconut oil          | 0.00           | 0.27       | 0.00                                | 0.01       | 0.00              | 0.31       | 18                         | 97         |
| 255 *      | refined oil          | 0.06           | 2.46       | 0.00                                | 0.00       | 0.06              | 2.42       | 86                         | 467        |
| 270        | goat meat            | 0.10           | 6.73       | 0.00                                | 0.00       | 0.10              | 6.75       | 362                        | 1513       |
| 271        | mutton               | 0.04           | 2.93       | 0.00                                | 0.01       | 0.04              | 2.94       | 159                        | 711        |
| 272        | beef                 | 0.03           | 0.63       | 0.00                                | 0.00       | 0.03              | 0.63       | 61                         | 250        |
| 274        | buffalo meat         | 0.00           | 0.01       | 0.00                                | 0.00       | 0.00              | 0.01       | 2                          | 7          |
| 280        | chicken              | 0.03           | 1.45       | 0.00                                | 0.04       | 0.03              | 1.51       | 112                        | 520        |
| 282        | eggs (no.)           | 2.50           | 2.63       | 0.03                                | 0.03       | 2.54              | 2.66       | 529                        | 2284       |
| 284 \$     | fish                 | 0.16           | 3.62       | 0.00                                | 0.13       | 0.17              | 3.80       | 339                        | 1436       |
| 290        | potato               | 0.34           | 1.93       | 0.00                                | 0.00       | 0.33              | 1.92       | 814                        | 3453       |
| 291        | onion                | 0.57           | 3.04       | 0.00                                | 0.00       | 0.57              | 3.02       | 871                        | 3722       |
| 310        | cauliflower          | 0.03           | 0.21       | 0.00                                | 0.00       | 0.03              | 0.21       | 102                        | 497        |
| 311        | cabbage              | 0.22           | 1.14       | 0.00                                | 0.00       | 0.22              | 1.14       | 693                        | 2981       |
| 312        | brinjal              | 0.43           | 2.07       | 0.00                                | 0.00       | 0.43              | 2.08       | 830                        | 3522       |
| 313        | lady's finger        | 0.24           | 1.29       | 0.00                                | 0.00       | 0.24              | 1.30       | 731                        | 3142       |
| 314        | palak                | 0.04           | 0.13       | 0.00                                | 0.00       | 0.04              | 0.14       | 112                        | 532        |
| 317        | tomato               | 0.63           | 3.51       | 0.00                                | 0.00       | 0.63              | 3.52       | 858                        | 3661       |
| 321        | chilli (green)       | 0.08           | 0.82       | 0.00                                | 0.00       | 0.08              | 0.82       | 806                        | 3436       |
| 325        | lemon (no.)          | 0.54           | 0.25       | 0.00                                | 0.00       | 0.54              | 0.25       | 337                        | 1489       |
| 340        | banana (no.)         | 5.10           | 2.89       | 0.04                                | 0.02       | 5.20              | 2.96       | 759                        | 3243       |
| 344        | coconut (no.)        | 1.08           | 3.81       | 0.06                                | 0.20       | 1.15              | 4.03       | 756                        | 3265       |
| 350        | mango                | 0.05           | 0.46       | 0.00                                | 0.01       | 0.05              | 0.47       | 98                         | 359        |
| 355        | apple                | 0.07           | 0.67       | 0.00                                | 0.00       | 0.07              | 0.67       | 142                        | 667        |
| 361        | groundnut            | 0.01           | 0.11       | 0.00                                | 0.00       | 0.01              | 0.11       | 47                         | 211        |
| 370 *      | sugar (crystal)      | 0.65           | 6.88       | 0.00                                | 0.00       | 0.63              | 6.71       | 509                        | 2199       |
| 373 \$     | gur                  | 0.03           | 0.29       | 0.00                                | 0.00       | 0.03              | 0.28       | 65                         | 297        |
| 390        | turmeric (gm)        | 15.28          | 0.56       | 0.00                                | 0.00       | 16.71             | 0.61       | 842                        | 3580       |

@ Quantity unit kg unless otherwise specified; \* cols. 9,10 exclude consumption out of public distn. system purchases  
\$ cols. 9,10 relate to fresh fish for item 284 and gur(cane) for item 373

**Table 1: Quantity and value of cash purchase consumption out of home-grown stock; and total consumption of different items of food, pan, tobacco, intoxicants and fuel & light per person for a period of 30 days**

| Tamil Nadu |                           | Urban          |            |                                     |            |                   |            |                            |            |
|------------|---------------------------|----------------|------------|-------------------------------------|------------|-------------------|------------|----------------------------|------------|
| item code  | item                      | cash purchase  |            | consumption out of home-grown stock |            | total consumption |            | hhs. reporting consumption |            |
|            |                           | quantity (kg@) | value (Rs) | quantity (kg@)                      | value (Rs) | quantity (kg@)    | value (Rs) | estd. no. per 1000         | sample no. |
| (1)        | (2)                       | (3)            | (4)        | (5)                                 | (6)        | (7)               | (8)        | (9)                        | (10)       |
| 391        | black pepper (gm)         | 15.59          | 1.00       | 0.10                                | 0.00       | 16.56             | 1.06       | 813                        | 3464       |
| 392        | dry chillies (gm)         | 73.23          | 1.72       | 0.59                                | 0.01       | 84.18             | 1.97       | 827                        | 3557       |
| 393        | garlic (gm)               | 43.71          | 1.25       | 0.01                                | 0.00       | 44.25             | 1.26       | 804                        | 3399       |
| 394        | tamarind (gm)             | 118.23         | 1.98       | 0.90                                | 0.01       | 142.09            | 2.33       | 860                        | 3676       |
| 395        | ginger (gm)               | 9.88           | 0.23       | 0.02                                | 0.00       | 10.16             | 0.23       | 346                        | 1481       |
| 400        | tea (no. of cups)         | 8.84           | 9.33       | -                                   | -          | 9.24              | 9.77       | 676                        | 2790       |
| 401        | tea: leaf (gm)            | 23.10          | 1.91       | 0.00                                | 0.00       | 23.11             | 1.90       | 385                        | 1693       |
| 402        | coffee (no. of cups)      | 0.85           | 1.20       | -                                   | -          | 0.89              | 1.26       | 109                        | 475        |
| 403        | coffee powder (gm)        | 41.16          | 3.21       | 0.09                                | 0.00       | 40.27             | 3.21       | 494                        | 2172       |
| 410        | biscuit and confectionery | -              | 1.89       | -                                   | 0.00       | -                 | 1.91       | 415                        | 1797       |
| 411        | salted refreshments       | -              | 2.47       | -                                   | 0.01       | -                 | 2.53       | 531                        | 2237       |
| 412        | prepared sweets           | -              | 1.19       | -                                   | 0.00       | -                 | 1.24       | 218                        | 971        |
| 431        | pan: finished (no.)       | 0.08           | 0.01       | 0.00                                | 0.00       | 0.08              | 0.01       | 3                          | 12         |
| 440        | bidi (no.)                | 21.74          | 2.09       | 0.00                                | 0.00       | 21.73             | 2.09       | 207                        | 834        |
| 441        | cigarettes (no.)          | 4.24           | 2.56       | 0.00                                | 0.00       | 4.26              | 2.57       | 120                        | 496        |
| 461        | firewood & chips          | 5.43           | 5.35       | 0.33                                | 0.22       | 7.96              | 7.07       | 509                        | 2074       |
| 462        | electricity (st. unit)    | 9.91           | 7.70       | 0.00                                | 0.00       | 10.08             | 7.84       | 785                        | 3205       |
| 463        | dung cake                 | -              | 0.12       | -                                   | 0.04       | -                 | 0.18       | 50                         | 208        |
| 464 *      | kerosene (ltr)            | 1.88           | 7.97       | 0.00                                | 0.00       | 1.82              | 7.79       | 313                        | 1307       |
| 466        | matches (box)             | 1.57           | 0.45       | 0.00                                | 0.00       | 1.55              | 0.44       | 879                        | 3759       |
| 472        | LPG (kg)                  | 0.68           | 4.45       | 0.00                                | 0.00       | 0.65              | 4.29       | 187                        | 881        |

@ Quantity unit kg unless otherwise specified; \* cols. 9,10 exclude consumption out of public distn. system purchases  
\$ cols. 9,10 relate to fresh fish for item 284 and gur(cane) for item 373

**Table 1: Quantity and value of cash purchase consumption out of home-grown stock; and total consumption of different items of food, pan, tobacco, intoxicants and fuel & light per person for a period of 30 days**

| Tripura   |                      | Urban          |            |                                     |            |                   |            |                            |            |
|-----------|----------------------|----------------|------------|-------------------------------------|------------|-------------------|------------|----------------------------|------------|
| item code | item                 | cash purchase  |            | consumption out of home-grown stock |            | total consumption |            | hhs. reporting consumption |            |
|           |                      | quantity (kg@) | value (Rs) | quantity (kg@)                      | value (Rs) | quantity (kg@)    | value (Rs) | estd. no. per 1000         | sample no. |
| (1)       | (2)                  | (3)            | (4)        | (5)                                 | (6)        | (7)               | (8)        | (9)                        | (10)       |
| 102 *     | rice                 | 10.44          | 80.93      | 0.51                                | 3.94       | 10.56             | 81.87      | 958                        | 530        |
| 112 *     | atta                 | 0.33           | 2.36       | 0.00                                | 0.00       | 0.32              | 2.29       | 416                        | 208        |
| 190       | gram (whole grain)   | 0.00           | 0.00       | 0.00                                | 0.00       | 0.00              | 0.00       | 5                          | 2          |
| 210 *     | arhar (tur)          | 0.01           | 0.09       | 0.00                                | 0.00       | 0.01              | 0.09       | 27                         | 13         |
| 212 *     | gram (split)         | 0.01           | 0.12       | 0.00                                | 0.00       | 0.01              | 0.11       | 38                         | 31         |
| 214 *     | moong                | 0.11           | 1.96       | 0.00                                | 0.00       | 0.11              | 1.91       | 459                        | 263        |
| 216 *     | masur                | 0.48           | 7.09       | 0.00                                | 0.00       | 0.47              | 6.91       | 927                        | 516        |
| 221 *     | urd                  | 0.00           | 0.03       | 0.00                                | 0.00       | 0.00              | 0.03       | 4                          | 1          |
| 230       | milk: liquid (litre) | 1.70           | 16.36      | 0.53                                | 3.10       | 2.29              | 19.73      | 464                        | 274        |
| 234       | ghee                 | 0.00           | 0.52       | 0.00                                | 0.01       | 0.00              | 0.53       | 46                         | 40         |
| 240 *     | vanaspati            | 0.01           | 0.44       | 0.00                                | 0.00       | 0.01              | 0.44       | 46                         | 29         |
| 243 *     | mustard oil          | 0.47           | 17.35      | 0.00                                | 0.00       | 0.47              | 17.01      | 928                        | 511        |
| 245 *     | groundnut oil        | 0.00           | 0.26       | 0.00                                | 0.00       | 0.00              | 0.25       | 6                          | 4          |
| 247 *     | coconut oil          | 0.00           | 0.01       | 0.00                                | 0.00       | 0.00              | 0.01       | 1                          | 1          |
| 255 *     | refined oil          | 0.01           | 0.52       | 0.00                                | 0.00       | 0.01              | 0.51       | 20                         | 11         |
| 270       | goat meat            | 0.08           | 5.56       | 0.00                                | 0.00       | 0.08              | 5.56       | 257                        | 137        |
| 271       | mutton               | 0.01           | 0.45       | 0.00                                | 0.00       | 0.01              | 0.45       | 17                         | 10         |
| 280       | chicken              | 0.06           | 3.17       | 0.00                                | 0.09       | 0.07              | 3.28       | 181                        | 124        |
| 282       | eggs (no.)           | 2.22           | 4.70       | 0.05                                | 0.14       | 2.31              | 4.87       | 618                        | 347        |
| 284 \$    | fish                 | 0.89           | 36.13      | 0.01                                | 0.60       | 0.89              | 36.63      | 945                        | 520        |
| 290       | potato               | 1.26           | 6.34       | 0.01                                | 0.03       | 1.27              | 6.36       | 967                        | 535        |
| 291       | onion                | 0.45           | 3.27       | 0.00                                | 0.00       | 0.44              | 3.26       | 944                        | 519        |
| 310       | cauliflower          | 0.34           | 2.02       | 0.00                                | 0.00       | 0.34              | 2.02       | 385                        | 214        |
| 311       | cabbage              | 0.43           | 1.51       | 0.00                                | 0.00       | 0.44              | 1.52       | 448                        | 242        |
| 312       | brinjal              | 0.73           | 3.66       | 0.01                                | 0.06       | 0.74              | 3.72       | 936                        | 513        |
| 313       | lady's finger        | 0.20           | 0.91       | 0.00                                | 0.00       | 0.20              | 0.92       | 268                        | 155        |
| 314       | palak                | 0.07           | 0.30       | 0.00                                | 0.00       | 0.07              | 0.30       | 148                        | 79         |
| 317       | tomato               | 0.13           | 0.69       | 0.00                                | 0.00       | 0.13              | 0.69       | 228                        | 120        |
| 321       | chilli (green)       | 0.16           | 1.99       | 0.00                                | 0.05       | 0.16              | 2.04       | 852                        | 478        |
| 325       | lemon (no.)          | 0.46           | 0.26       | 0.01                                | 0.01       | 0.47              | 0.27       | 183                        | 108        |
| 340       | banana (no.)         | 8.51           | 3.10       | 0.08                                | 0.02       | 8.59              | 3.14       | 838                        | 472        |
| 344       | coconut (no.)        | 0.11           | 0.75       | 0.02                                | 0.11       | 0.13              | 0.87       | 224                        | 133        |
| 350       | mango                | 0.07           | 0.69       | 0.01                                | 0.01       | 0.07              | 0.71       | 73                         | 40         |
| 355       | apple                | 0.07           | 1.40       | 0.00                                | 0.00       | 0.07              | 1.40       | 276                        | 173        |
| 361       | groundnut            | 0.00           | 0.03       | 0.00                                | 0.00       | 0.00              | 0.03       | 9                          | 5          |
| 370 *     | sugar (crystal)      | 0.64           | 6.57       | 0.00                                | 0.00       | 0.64              | 6.44       | 459                        | 253        |
| 373 \$    | gur                  | 0.05           | 0.55       | 0.00                                | 0.00       | 0.04              | 0.50       | 127                        | 64         |
| 390       | turmeric (gm)        | 51.86          | 2.23       | 0.27                                | 0.01       | 51.44             | 2.21       | 973                        | 538        |

@ Quantity unit kg unless otherwise specified; \* cols. 9,10 exclude consumption out of public distn. system purchases  
\$ cols. 9,10 relate to fresh fish for item 284 and gur(cane) for item 373



**Table 1: Quantity and value of cash purchase consumption out of home-grown stock; and total consumption of different items of food, pan, tobacco, intoxicants and fuel & light per person for a period of 30 days**

| Tripura   |                           | Urban          |            |                                     |            |                   |            |                            |            |
|-----------|---------------------------|----------------|------------|-------------------------------------|------------|-------------------|------------|----------------------------|------------|
| item code | item                      | cash purchase  |            | consumption out of home-grown stock |            | total consumption |            | hhs. reporting consumption |            |
|           |                           | quantity (kg@) | value (Rs) | quantity (kg@)                      | value (Rs) | quantity (kg@)    | value (Rs) | estd. no. per 1000         | sample no. |
| (1)       | (2)                       | (3)            | (4)        | (5)                                 | (6)        | (7)               | (8)        | (9)                        | (10)       |
| 391       | black pepper (gm)         | 0.84           | 0.05       | 0.00                                | 0.00       | 0.83              | 0.05       | 57                         | 36         |
| 392       | dry chillies (gm)         | 45.71          | 1.56       | 0.00                                | 0.00       | 45.24             | 1.55       | 947                        | 518        |
| 393       | garlic (gm)               | 18.17          | 0.49       | 0.00                                | 0.00       | 18.10             | 0.49       | 714                        | 390        |
| 394       | tamarind (gm)             | 0.75           | 0.02       | 0.05                                | 0.00       | 0.80              | 0.02       | 28                         | 21         |
| 395       | ginger (gm)               | 30.96          | 0.51       | 0.24                                | 0.00       | 31.07             | 0.51       | 646                        | 369        |
| 400       | tea (no. of cups)         | 4.78           | 4.76       | -                                   | -          | 4.96              | 4.94       | 533                        | 305        |
| 401       | tea: leaf (gm)            | 48.14          | 4.11       | 0.00                                | 0.00       | 47.85             | 4.07       | 796                        | 437        |
| 402       | coffee (no. of cups)      | 0.02           | 0.02       | -                                   | -          | 0.02              | 0.02       | 2                          | 1          |
| 403       | coffee powder (gm)        | 0.21           | 0.05       | 0.00                                | 0.00       | 0.21              | 0.05       | 8                          | 10         |
| 410       | biscuit and confectionery | -              | 4.03       | -                                   | 0.00       | -                 | 4.04       | 785                        | 441        |
| 411       | salted refreshments       | -              | 0.61       | -                                   | 0.00       | -                 | 0.75       | 92                         | 56         |
| 412       | prepared sweets           | -              | 1.43       | -                                   | 0.00       | -                 | 1.45       | 200                        | 145        |
| 431       | pan: finished (no.)       | 0.61           | 0.44       | 0.16                                | 0.01       | 0.76              | 0.45       | 65                         | 37         |
| 440       | bidi (no.)                | 57.76          | 5.21       | 0.00                                | 0.00       | 57.76             | 5.21       | 491                        | 246        |
| 441       | cigarettes (no.)          | 15.11          | 8.21       | 0.00                                | 0.00       | 15.02             | 8.21       | 318                        | 184        |
| 461       | firewood & chips          | 20.13          | 15.57      | 1.75                                | 1.15       | 22.70             | 16.57      | 743                        | 389        |
| 462       | electricity (st. unit)    | 1.86           | 5.87       | 0.00                                | 0.00       | 1.84              | 5.86       | 650                        | 384        |
| 463       | dung cake                 | -              | 0.02       | -                                   | 0.01       | -                 | 0.02       | 6                          | 3          |
| 464 *     | kerosene (ltr)            | 1.12           | 4.46       | 0.00                                | 0.00       | 1.12              | 4.43       | 331                        | 168        |
| 466       | matches (box)             | 1.75           | 0.76       | 0.00                                | 0.00       | 1.75              | 0.76       | 918                        | 517        |
| 472       | LPG (kg)                  | 0.72           | 4.95       | 0.00                                | 0.00       | 0.70              | 4.79       | 190                        | 128        |

@ Quantity unit kg unless otherwise specified; \* cols. 9,10 exclude consumption out of public distr. system purchases  
\$ cols. 9,10 relate to fresh fish for item 284 and gur(cane) for item 373

**Table 1: Quantity and value of cash purchase consumption out of home-grown stock; and total consumption of different items of food, pan, tobacco, intoxicants and fuel & light per person for a period of 30 days**

| Uttar Pradesh |                      | Urban          |            |                                     |            |                   |            |                            |            |
|---------------|----------------------|----------------|------------|-------------------------------------|------------|-------------------|------------|----------------------------|------------|
| item code     | item                 | cash purchase  |            | consumption out of home-grown stock |            | total consumption |            | hhs. reporting consumption |            |
|               |                      | quantity (kg@) | value (Rs) | quantity (kg@)                      | value (Rs) | quantity (kg@)    | value (Rs) | estd. no. per 1000         | sample no. |
| (1)           | (2)                  | (3)            | (4)        | (5)                                 | (6)        | (7)               | (8)        | (9)                        | (10)       |
| 102 *         | rice                 | 2.12           | 14.61      | 0.25                                | 1.38       | 2.57              | 17.27      | 882                        | 4034       |
| 112 *         | atta                 | 1.87           | 8.88       | 0.89                                | 3.24       | 7.96              | 33.68      | 943                        | 4194       |
| 190           | gram (whole grain)   | 0.05           | 0.74       | 0.00                                | 0.05       | 0.05              | 0.74       | 176                        | 810        |
| 210 *         | arhar (tur)          | 0.38           | 6.34       | 0.01                                | 0.21       | 0.42              | 6.82       | 847                        | 3841       |
| 212 *         | gram (split)         | 0.06           | 0.95       | 0.00                                | 0.01       | 0.06              | 0.94       | 306                        | 1345       |
| 214 *         | moong                | 0.06           | 0.90       | 0.00                                | 0.02       | 0.06              | 0.96       | 354                        | 1607       |
| 216 *         | masur                | 0.13           | 1.65       | 0.00                                | 0.03       | 0.13              | 1.65       | 507                        | 2252       |
| 220 *         | urd                  | 0.15           | 2.04       | 0.00                                | 0.04       | 0.16              | 2.11       | 616                        | 2724       |
| 230           | milk: liquid (litre) | 4.66           | 36.45      | 0.96                                | 6.33       | 5.63              | 42.81      | 878                        | 3998       |
| 234           | ghee                 | 0.06           | 5.59       | 0.00                                | 0.06       | 0.07              | 5.89       | 306                        | 1360       |
| 240 *         | vanaspati            | 0.12           | 4.65       | 0.00                                | 0.00       | 0.12              | 4.61       | 493                        | 2280       |
| 243 *         | mustard oil          | 0.32           | 9.50       | 0.02                                | 0.45       | 0.34              | 9.93       | 887                        | 3998       |
| 245 *         | groundnut oil        | 0.00           | 0.06       | 0.00                                | 0.00       | 0.00              | 0.07       | 4                          | 27         |
| 247 *         | coconut oil          | 0.00           | 0.00       | 0.00                                | 0.00       | 0.00              | 0.00       | 3                          | 2          |
| 255 *         | refined oil          | 0.03           | 1.04       | 0.00                                | 0.00       | 0.03              | 1.12       | 70                         | 303        |
| 270           | goat meat            | 0.07           | 3.51       | 0.00                                | 0.00       | 0.07              | 3.57       | 226                        | 1061       |
| 271           | mutton               | 0.00           | 0.00       | 0.00                                | 0.00       | 0.00              | 0.00       | 0                          | 2          |
| 272           | beef                 | 0.00           | 0.00       | 0.00                                | 0.00       | 0.00              | 0.00       | 0                          | 12         |
| 274           | buffalo meat         | 0.18           | 2.40       | 0.00                                | 0.02       | 0.19              | 2.42       | 169                        | 801        |
| 280           | chicken              | 0.00           | 0.22       | 0.00                                | 0.00       | 0.00              | 0.22       | 8                          | 72         |
| 282           | eggs (no.)           | 0.62           | 0.83       | 0.02                                | 0.04       | 0.64              | 0.87       | 169                        | 764        |
| 284 \$        | fish                 | 0.01           | 0.43       | 0.00                                | 0.01       | 0.02              | 0.46       | 55                         | 278        |
| 290           | potato               | 2.15           | 6.23       | 0.05                                | 0.11       | 2.22              | 6.36       | 962                        | 4310       |
| 291           | onion                | 0.43           | 2.05       | 0.00                                | 0.01       | 0.43              | 2.06       | 848                        | 3922       |
| 310           | cauliflower          | 0.34           | 1.14       | 0.00                                | 0.02       | 0.35              | 1.17       | 434                        | 1889       |
| 311           | cabbage              | 0.17           | 0.46       | 0.00                                | 0.00       | 0.17              | 0.46       | 307                        | 1244       |
| 312           | brinjal              | 0.32           | 0.98       | 0.00                                | 0.01       | 0.33              | 0.99       | 689                        | 2935       |
| 313           | lady's finger        | 0.12           | 0.65       | 0.00                                | 0.01       | 0.12              | 0.66       | 337                        | 1593       |
| 314           | palak                | 0.21           | 0.55       | 0.01                                | 0.02       | 0.22              | 0.56       | 485                        | 2086       |
| 317           | tomato               | 0.43           | 2.42       | 0.00                                | 0.01       | 0.43              | 2.44       | 766                        | 3400       |
| 321           | chilli (green)       | 0.09           | 0.81       | 0.00                                | 0.00       | 0.10              | 0.81       | 833                        | 3610       |
| 325           | lemon (no.)          | 1.37           | 0.68       | 0.01                                | 0.01       | 1.38              | 0.68       | 458                        | 2196       |
| 340           | banana (no.)         | 3.39           | 2.05       | 0.00                                | 0.00       | 3.47              | 2.10       | 560                        | 2620       |
| 344           | coconut (no.)        | 0.01           | 0.04       | 0.00                                | 0.00       | 0.01              | 0.04       | 21                         | 103        |
| 350           | mango                | 0.09           | 0.97       | 0.01                                | 0.06       | 0.10              | 1.06       | 114                        | 549        |
| 353           | apple                | 0.12           | 1.60       | 0.00                                | 0.00       | 0.12              | 1.61       | 304                        | 1432       |
| 361           | groundnut            | 0.03           | 0.61       | 0.00                                | 0.00       | 0.03              | 0.60       | 199                        | 857        |
| 370 *         | sugar (crystal)      | 1.03           | 11.00      | 0.00                                | 0.00       | 1.02              | 10.80      | 693                        | 3115       |
| 373 \$        | gur                  | 0.07           | 0.63       | 0.01                                | 0.05       | 0.08              | 0.67       | 184                        | 807        |
| 390           | turmeric (gm)        | 35.00          | 1.07       | 0.02                                | 0.00       | 38.04             | 1.16       | 848                        | 3725       |

@ Quantity unit kg unless otherwise specified; \* cols. 9,10 exclude consumption out of public distn. system purchases  
\$ cols. 9,10 relate to fresh fish for item 284 and gur(cane) for item 373

**Table 1: Quantity and value of cash purchase consumption out of home-grown stock; and total consumption of different items of food, pan, tobacco, intoxicants and fuel & light per person for a period of 30 days**

| Uttar Pradesh |                           | Urban          |            |                                     |            |                   |            |                            |            |
|---------------|---------------------------|----------------|------------|-------------------------------------|------------|-------------------|------------|----------------------------|------------|
| item code     | item                      | cash purchase  |            | consumption out of home-grown stock |            | total consumption |            | hhs. reporting consumption |            |
|               |                           | quantity (kg@) | value (Rs) | quantity (kg@)                      | value (Rs) | quantity (kg@)    | value (Rs) | estd. no. per 1000         | sample no. |
| (1)           | (2)                       | (3)            | (4)        | (5)                                 | (6)        | (7)               | (8)        | (9)                        | (10)       |
| 391           | black pepper (gm)         | 7.28           | 0.46       | 0.00                                | 0.00       | 8.19              | 0.52       | 500                        | 2083       |
| 392           | dry chillies (gm)         | 43.94          | 1.42       | 0.21                                | 0.00       | 47.19             | 1.50       | 808                        | 3550       |
| 393           | garlic (gm)               | 28.34          | 0.65       | 0.87                                | 0.02       | 31.36             | 0.73       | 655                        | 2912       |
| 394           | tamarind (gm)             | 0.43           | 0.01       | 0.00                                | 0.00       | 0.54              | 0.01       | 24                         | 116        |
| 395           | ginger (gm)               | 19.21          | 0.40       | 0.00                                | 0.00       | 19.31             | 0.40       | 400                        | 1839       |
| 400           | tea (no. of cups)         | 3.51           | 3.38       | -                                   | -          | 3.72              | 3.57       | 432                        | 2041       |
| 401           | tea: leaf (gm)            | 57.70          | 4.70       | 0.00                                | 0.00       | 54.83             | 4.59       | 849                        | 3918       |
| 402           | coffee (no. of cups)      | 0.01           | 0.02       | -                                   | -          | 0.01              | 0.02       | 3                          | 25         |
| 403           | coffee powder (gm)        | 0.34           | 0.06       | 0.00                                | 0.00       | 0.34              | 0.06       | 13                         | 70         |
| 410           | biscuit and confectionery | -              | 2.50       | -                                   | 0.01       | -                 | 2.50       | 651                        | 3182       |
| 411           | salted refreshments       | -              | 2.48       | -                                   | 0.02       | -                 | 2.52       | 636                        | 2972       |
| 412           | prepared sweets           | -              | 2.69       | -                                   | 0.04       | -                 | 2.79       | 364                        | 1757       |
| 431           | pan: finished (no.)       | 2.45           | 1.86       | 0.01                                | 0.01       | 2.48              | 1.87       | 171                        | 804        |
| 440           | bidi (no.)                | 37.26          | 2.76       | 0.02                                | 0.00       | 36.21             | 2.77       | 355                        | 1555       |
| 441           | cigarettes (no.)          | 2.01           | 1.22       | 0.00                                | 0.00       | 2.00              | 1.27       | 63                         | 335        |
| 461           | firewood & chips          | 4.09           | 4.17       | 1.06                                | 0.74       | 6.55              | 5.90       | 497                        | 2004       |
| 462           | electricity (st. unit)    | 5.26           | 8.10       | 0.00                                | 0.01       | 5.46              | 8.43       | 661                        | 3089       |
| 463           | dung cake                 | -              | 0.99       | -                                   | 0.92       | -                 | 2.16       | 312                        | 1342       |
| 464 *         | kerosene (ltr)            | 0.95           | 4.03       | 0.00                                | 0.00       | 0.92              | 3.93       | 384                        | 1639       |
| 466           | matches (box)             | 2.20           | 0.61       | 0.00                                | 0.00       | 2.19              | 0.61       | 960                        | 4269       |
| 472           | LPG (kg)                  | 0.85           | 5.66       | 0.00                                | 0.00       | 0.83              | 5.51       | 320                        | 1535       |

@ Quantity unit kg unless otherwise specified; \* cols. 9,10 exclude consumption out of public distrn. system purchases  
\$ cols. 9,10 relate to fresh fish for item 284 and gur(cane) for item 373

**Table 1: Quantity and value of cash purchase consumption out of home-grown stock; and total consumption of different items of food, pan, tobacco, intoxicants and fuel & light per person for a period of 30 days**

| West Bengal |                      | Urban          |            |                                     |            |                   |            |                            |            |
|-------------|----------------------|----------------|------------|-------------------------------------|------------|-------------------|------------|----------------------------|------------|
| item code   | item                 | cash purchase  |            | consumption out of home-grown stock |            | total consumption |            | hhs. reporting consumption |            |
|             |                      | quantity (kg@) | value (Rs) | quantity (kg@)                      | value (Rs) | quantity (kg@)    | value (Rs) | estd. no. per 1000         | sample no. |
| (1)         | (2)                  | (3)            | (4)        | (5)                                 | (6)        | (7)               | (8)        | (9)                        | (10)       |
| 102 *       | rice                 | 7.88           | 57.47      | 0.30                                | 1.81       | 8.12              | 58.68      | 851                        | 2920       |
| 112 *       | atta                 | 1.47           | 8.57       | 0.00                                | 0.01       | 2.56              | 13.14      | 549                        | 1874       |
| 190         | gram (whole grain)   | 0.02           | 0.39       | 0.00                                | 0.00       | 0.02              | 0.38       | 104                        | 367        |
| 210 *       | arhar (tur)          | 0.06           | 1.13       | 0.00                                | 0.00       | 0.06              | 1.12       | 166                        | 579        |
| 212 *       | gram (split)         | 0.02           | 0.41       | 0.00                                | 0.00       | 0.02              | 0.41       | 122                        | 430        |
| 214 *       | moong                | 0.13           | 2.28       | 0.00                                | 0.00       | 0.12              | 2.24       | 520                        | 1813       |
| 216 *       | masur                | 0.33           | 4.49       | 0.00                                | 0.01       | 0.32              | 4.42       | 772                        | 2601       |
| 220 *       | urd                  | 0.02           | 0.24       | 0.00                                | 0.00       | 0.02              | 0.25       | 101                        | 338        |
| 230         | milk: liquid (litre) | 2.46           | 19.41      | 0.29                                | 2.02       | 2.73              | 21.32      | 539                        | 1904       |
| 234         | ghee                 | 0.02           | 1.85       | 0.00                                | 0.06       | 0.02              | 1.95       | 167                        | 598        |
| 240 *       | vanaspati            | 0.01           | 0.63       | 0.00                                | 0.00       | 0.01              | 0.62       | 99                         | 369        |
| 243 *       | mustard oil          | 0.48           | 15.49      | 0.00                                | 0.02       | 0.48              | 15.28      | 861                        | 2899       |
| 245 *       | groundnut oil        | 0.01           | 0.76       | 0.00                                | 0.00       | 0.01              | 0.75       | 38                         | 150        |
| 247 *       | coconut oil          | 0.00           | 0.00       | 0.00                                | 0.00       | 0.00              | 0.00       | 0                          | 3          |
| 255 *       | refined oil          | 0.02           | 1.00       | 0.00                                | 0.00       | 0.02              | 0.95       | 64                         | 257        |
| 270         | goat meat            | 0.08           | 5.37       | 0.00                                | 0.00       | 0.08              | 5.37       | 301                        | 1125       |
| 271         | mutton               | 0.01           | 0.46       | 0.00                                | 0.03       | 0.01              | 0.49       | 21                         | 80         |
| 272         | beef                 | 0.06           | 1.13       | 0.00                                | 0.00       | 0.06              | 1.13       | 66                         | 219        |
| 280         | chicken              | 0.06           | 2.60       | 0.00                                | 0.02       | 0.06              | 2.63       | 181                        | 576        |
| 282         | eggs (no.)           | 2.83           | 3.55       | 0.08                                | 0.10       | 2.91              | 3.66       | 626                        | 2142       |
| 284 \$      | fish                 | 0.70           | 21.40      | 0.00                                | 0.06       | 0.72              | 21.55      | 804                        | 2717       |
| 290         | potato               | 2.82           | 8.89       | 0.00                                | 0.00       | 2.82              | 8.88       | 884                        | 3003       |
| 291         | onion                | 0.45           | 2.89       | 0.00                                | 0.00       | 0.44              | 2.88       | 847                        | 2873       |
| 310         | cauliflower          | 0.26           | 1.05       | 0.00                                | 0.00       | 0.26              | 1.05       | 289                        | 968        |
| 311         | cabbage              | 0.38           | 1.03       | 0.00                                | 0.00       | 0.38              | 1.03       | 415                        | 1333       |
| 312         | brinjal              | 0.44           | 2.02       | 0.00                                | 0.01       | 0.44              | 2.03       | 733                        | 2467       |
| 313         | lady's finger        | 0.20           | 0.96       | 0.00                                | 0.00       | 0.20              | 0.96       | 468                        | 1600       |
| 314         | palak                | 0.19           | 0.42       | 0.00                                | 0.00       | 0.19              | 0.42       | 263                        | 840        |
| 317         | tomato               | 0.21           | 1.03       | 0.00                                | 0.00       | 0.21              | 1.03       | 421                        | 1395       |
| 321         | chilli (green)       | 0.13           | 1.24       | 0.00                                | 0.00       | 0.13              | 1.24       | 873                        | 2950       |
| 325         | lemon (no.)          | 1.18           | 0.52       | 0.02                                | 0.01       | 1.20              | 0.53       | 455                        | 1577       |
| 340         | banana (no.)         | 4.34           | 2.66       | 0.05                                | 0.02       | 4.39              | 2.69       | 693                        | 2332       |
| 344         | coconut (no.)        | 0.06           | 0.31       | 0.02                                | 0.09       | 0.09              | 0.41       | 121                        | 440        |
| 350         | mango                | 0.08           | 1.18       | 0.00                                | 0.01       | 0.09              | 1.20       | 143                        | 537        |
| 355         | apple                | 0.10           | 1.53       | 0.00                                | 0.00       | 0.10              | 1.53       | 320                        | 1087       |
| 361         | groundnut            | 0.00           | 0.10       | 0.00                                | 0.00       | 0.00              | 0.09       | 49                         | 212        |
| 370 *       | sugar (crystal)      | 0.58           | 6.55       | 0.00                                | 0.00       | 0.58              | 6.49       | 687                        | 2353       |
| 373 \$      | gur                  | 0.05           | 0.48       | 0.00                                | 0.00       | 0.05              | 0.48       | 115                        | 417        |
| 390         | turmeric (gm)        | 45.10          | 1.71       | 0.04                                | 0.00       | 44.48             | 1.68       | 884                        | 2995       |

@ Quantity unit kg unless otherwise specified; \* cols. 9,10 exclude consumption out of public distn. system purchases  
\$ cols. 9,10 relate to fresh fish for item 284 and gur(cane) for item 373

**Table 1: Quantity and value of cash purchase consumption out of home-grown stock; and total consumption of different items of food, pan, tobacco, intoxicants and fuel & light per person for a period of 30 days**

| West Bengal |                           | Urban          |            |                                     |            |                   |            |                            |            |
|-------------|---------------------------|----------------|------------|-------------------------------------|------------|-------------------|------------|----------------------------|------------|
| item code   | item                      | cash purchase  |            | consumption out of home-grown stock |            | total consumption |            | hhs. reporting consumption |            |
|             |                           | quantity (kg@) | value (Rs) | quantity (kg@)                      | value (Rs) | quantity (kg@)    | value (Rs) | estd. no. per 1000         | sample no. |
| (1)         | (2)                       | (3)            | (4)        | (5)                                 | (6)        | (7)               | (8)        | (9)                        | (10)       |
| 391         | black pepper (gm)         | 1.89           | 0.15       | 0.00                                | 0.00       | 1.86              | 0.14       | 134                        | 492        |
| 392         | dry chillies (gm)         | 20.42          | 0.79       | 0.01                                | 0.00       | 20.03             | 0.77       | 746                        | 2548       |
| 393         | garlic (gm)               | 15.16          | 0.41       | 0.02                                | 0.00       | 14.94             | 0.40       | 601                        | 2041       |
| 394         | tamarind (gm)             | 3.20           | 0.05       | 0.01                                | 0.00       | 3.40              | 0.05       | 65                         | 207        |
| 395         | ginger (gm)               | 62.61          | 1.37       | 0.00                                | 0.00       | 61.98             | 1.35       | 860                        | 2904       |
| 400         | tea (no. of cups)         | 9.34           | 6.44       | -                                   | -          | 9.78              | 6.61       | 675                        | 2211       |
| 401         | tea: leaf (gm)            | 54.42          | 4.23       | 0.00                                | 0.00       | 54.61             | 4.25       | 751                        | 2576       |
| 402         | coffee (no. of cups)      | 0.04           | 0.06       | -                                   | -          | 0.04              | 0.07       | 12                         | 37         |
| 403         | coffee powder (gm)        | 0.59           | 0.18       | 0.00                                | 0.00       | 0.59              | 0.18       | 23                         | 88         |
| 410         | biscuit and confectionery | -              | 4.40       | -                                   | 0.00       | -                 | 4.39       | 871                        | 2921       |
| 411         | salted refreshments       | -              | 2.24       | -                                   | 0.01       | -                 | 2.30       | 518                        | 1760       |
| 412         | prepared sweets           | -              | 3.47       | -                                   | 0.00       | -                 | 3.51       | 510                        | 1767       |
| 431         | pan: finished (no.)       | 1.75           | 1.01       | 0.03                                | 0.02       | 1.79              | 1.03       | 176                        | 566        |
| 440         | bidi (no.)                | 45.67          | 3.16       | 0.11                                | 0.01       | 45.57             | 3.18       | 401                        | 1342       |
| 441         | cigarettes (no.)          | 8.27           | 5.63       | 0.00                                | 0.00       | 8.20              | 5.62       | 202                        | 737        |
| 461         | firewood & chips          | 1.03           | 0.95       | 0.37                                | 0.22       | 1.95              | 1.56       | 147                        | 502        |
| 462         | electricity (st. unit)    | 9.94           | 10.50      | 0.00                                | 0.00       | 10.19             | 10.71      | 633                        | 2223       |
| 463         | dung cake                 | -              | 1.31       | -                                   | 0.34       | -                 | 1.89       | 438                        | 1397       |
| 464 *       | kerosene (ltr)            | 1.40           | 5.99       | 0.00                                | 0.00       | 1.38              | 5.91       | 395                        | 1231       |
| 466         | matches (box)             | 1.70           | 0.60       | 0.00                                | 0.00       | 1.69              | 0.60       | 931                        | 3103       |
| 472         | LPG (kg)                  | 0.77           | 5.43       | 0.00                                | 0.00       | 0.74              | 5.19       | 189                        | 701        |

@ Quantity unit kg unless otherwise specified; \* cols. 9,10 exclude consumption out of public distrn. system purchases  
\$ cols. 9,10 relate to fresh fish for item 284 and gur(cane) for item 373

**Table 1: Quantity and value of cash purchase consumption out of home-grown stock; and total consumption of different items of food, pan, tobacco, intoxicants and fuel & light per person for a period of 30 days**

| Andaman & Nicobar Islands |                      | Urban          |            |                                     |            |                   |            |                            |            |
|---------------------------|----------------------|----------------|------------|-------------------------------------|------------|-------------------|------------|----------------------------|------------|
| item code                 | item                 | cash purchase  |            | consumption out of home-grown stock |            | total consumption |            | hhs. reporting consumption |            |
|                           |                      | quantity (kg@) | value (Rs) | quantity (kg@)                      | value (Rs) | quantity (kg@)    | value (Rs) | estd. no. per 1000         | sample no. |
| (1)                       | (2)                  | (3)            | (4)        | (5)                                 | (6)        | (7)               | (8)        | (9)                        | (10)       |
| 102 *                     | rice                 | 7.54           | 55.97      | 0.09                                | 0.56       | 7.53              | 55.87      | 617                        | 261        |
| 112 *                     | atta                 | 1.44           | 8.26       | 0.00                                | 0.00       | 2.03              | 11.21      | 514                        | 216        |
| 190                       | gram (whole grain)   | 0.13           | 1.94       | 0.00                                | 0.00       | 0.12              | 1.83       | 411                        | 171        |
| 210 *                     | arhar (tur)          | 0.52           | 9.58       | 0.00                                | 0.00       | 0.52              | 9.48       | 606                        | 259        |
| 212 *                     | gram (split)         | 0.03           | 0.47       | 0.00                                | 0.00       | 0.03              | 0.45       | 114                        | 46         |
| 214 *                     | moong                | 0.13           | 2.32       | 0.00                                | 0.00       | 0.12              | 2.19       | 346                        | 151        |
| 216 *                     | masur                | 0.21           | 3.02       | 0.00                                | 0.00       | 0.21              | 2.93       | 419                        | 177        |
| 220 *                     | urd                  | 0.18           | 2.69       | 0.00                                | 0.00       | 0.17              | 2.63       | 424                        | 174        |
| 230                       | milk: liquid (litre) | 1.75           | 16.63      | 0.18                                | 1.39       | 1.93              | 18.03      | 310                        | 136        |
| 234                       | ghee                 | 0.02           | 2.90       | 0.00                                | 0.00       | 0.02              | 3.06       | 148                        | 75         |
| 240 *                     | vanaspati            | 0.08           | 3.38       | 0.00                                | 0.00       | 0.07              | 3.12       | 234                        | 95         |
| 243 *                     | mustard oil          | 0.34           | 14.32      | 0.00                                | 0.00       | 0.33              | 13.90      | 442                        | 181        |
| 245 *                     | groundnut oil        | 0.16           | 6.63       | 0.00                                | 0.00       | 0.16              | 6.46       | 258                        | 106        |
| 247 *                     | coconut oil          | 0.01           | 0.35       | 0.00                                | 0.00       | 0.01              | 0.35       | 24                         | 12         |
| 255 *                     | refined oil          | 0.14           | 6.72       | 0.00                                | 0.00       | 0.14              | 6.67       | 203                        | 94         |
| 270                       | goat meat            | 0.10           | 7.36       | 0.00                                | 0.00       | 0.10              | 7.36       | 176                        | 69         |
| 271                       | mutton               | 0.03           | 2.01       | 0.00                                | 0.00       | 0.03              | 2.01       | 67                         | 23         |
| 272                       | beef                 | 0.02           | 0.54       | 0.00                                | 0.00       | 0.02              | 0.54       | 28                         | 13         |
| 280                       | chicken              | 0.24           | 10.62      | 0.01                                | 0.23       | 0.24              | 10.85      | 436                        | 188        |
| 282                       | eggs (no.)           | 4.34           | 6.58       | 0.26                                | 0.34       | 4.62              | 6.92       | 653                        | 268        |
| 284 \$                    | fish                 | 0.98           | 22.29      | 0.00                                | 0.03       | 1.05              | 23.43      | 691                        | 282        |
| 290                       | potato               | 0.83           | 4.83       | 0.00                                | 0.00       | 0.82              | 4.78       | 759                        | 313        |
| 291                       | onion                | 0.85           | 5.84       | 0.00                                | 0.00       | 0.83              | 5.68       | 788                        | 328        |
| 310                       | cauliflower          | 0.02           | 0.35       | 0.00                                | 0.00       | 0.02              | 0.35       | 59                         | 33         |
| 311                       | cabbage              | 0.22           | 2.75       | 0.00                                | 0.00       | 0.22              | 2.72       | 553                        | 229        |
| 312                       | brinjal              | 0.32           | 2.95       | 0.00                                | 0.03       | 0.32              | 3.00       | 678                        | 276        |
| 313                       | lady's finger        | 0.33           | 3.08       | 0.00                                | 0.03       | 0.33              | 3.15       | 697                        | 290        |
| 314                       | palak                | 0.00           | 0.04       | 0.00                                | 0.00       | 0.00              | 0.04       | 19                         | 8          |
| 317                       | tomato               | 0.25           | 3.74       | 0.00                                | 0.01       | 0.25              | 3.79       | 605                        | 250        |
| 321                       | chilli (green)       | 0.06           | 2.15       | 0.00                                | 0.04       | 0.06              | 2.20       | 731                        | 307        |
| 325                       | lemon (no.)          | 0.55           | 0.52       | 0.04                                | 0.03       | 0.59              | 0.55       | 281                        | 127        |
| 340                       | banana (no.)         | 9.32           | 3.70       | 0.79                                | 0.23       | 10.17             | 4.00       | 891                        | 352        |
| 344                       | coconut (no.)        | 0.70           | 4.39       | 0.12                                | 0.62       | 0.86              | 5.22       | 590                        | 236        |
| 350                       | mango                | 0.08           | 1.14       | 0.04                                | 0.22       | 0.13              | 1.57       | 186                        | 76         |
| 355                       | apple                | 0.10           | 2.91       | 0.00                                | 0.00       | 0.10              | 2.92       | 301                        | 129        |
| 361                       | groundnut            | 0.01           | 0.26       | 0.00                                | 0.00       | 0.01              | 0.25       | 85                         | 44         |
| 370 *                     | sugar (crystal)      | 0.92           | 10.21      | 0.00                                | 0.00       | 0.91              | 10.06      | 659                        | 266        |
| 373 \$                    | gur                  | 0.01           | 0.31       | 0.00                                | 0.00       | 0.01              | 0.30       | 46                         | 26         |
| 390                       | turmeric (gm)        | 41.56          | 1.69       | 0.00                                | 0.00       | 40.95             | 1.66       | 779                        | 326        |

@ Quantity unit kg unless otherwise specified; \* cols. 9,10 exclude consumption out of public distn. system purchases  
\$ cols. 9,10 relate to fresh fish for item 284 and gur(cane) for item 373

**Table 1: Quantity and value of cash purchase consumption out of home-grown stock; and total consumption of different items of food, pan, tobacco, intoxicants and fuel & light per person for a period of 30 days**

| Andaman & Nicobar Islands |                           | Urban          |            |                                     |            |                   |            |                            |            |
|---------------------------|---------------------------|----------------|------------|-------------------------------------|------------|-------------------|------------|----------------------------|------------|
| item code                 | item                      | cash purchase  |            | consumption out of home-grown stock |            | total consumption |            | hhs. reporting consumption |            |
|                           |                           | quantity (kg@) | value (Rs) | quantity (kg@)                      | value (Rs) | quantity (kg@)    | value (Rs) | estd. no. per 1000         | sample no. |
| (1)                       | (2)                       | (3)            | (4)        | (5)                                 | (6)        | (7)               | (8)        | (9)                        | (10)       |
| 391                       | black pepper (gm)         | 10.05          | 0.57       | 0.00                                | 0.00       | 10.42             | 0.59       | 433                        | 180        |
| 392                       | dry chillies (gm)         | 76.15          | 2.59       | 0.00                                | 0.00       | 72.30             | 2.43       | 749                        | 310        |
| 393                       | garlic (gm)               | 51.60          | 1.62       | 0.00                                | 0.00       | 49.61             | 1.57       | 768                        | 318        |
| 394                       | tamarind (gm)             | 63.17          | 1.75       | 2.41                                | 0.06       | 72.94             | 1.98       | 584                        | 231        |
| 395                       | ginger (gm)               | 34.61          | 1.38       | 0.20                                | 0.01       | 34.61             | 1.38       | 656                        | 273        |
| 400                       | tea (no. of cups)         | 19.54          | 19.49      | -                                   | -          | 19.88             | 19.76      | 916                        | 366        |
| 401                       | tea: leaf (gm)            | 87.15          | 7.08       | 0.00                                | 0.00       | 83.30             | 6.79       | 703                        | 294        |
| 402                       | coffee (no. of cups)      | 0.17           | 0.13       | -                                   | -          | 0.18              | 0.14       | 24                         | 12         |
| 403                       | coffee powder (gm)        | 5.75           | 0.79       | 0.00                                | 0.00       | 6.24              | 0.78       | 153                        | 64         |
| 410                       | biscuit and confectionery | -              | 5.06       | -                                   | 0.00       | -                 | 5.09       | 691                        | 282        |
| 411                       | salted refreshments       | -              | 4.01       | -                                   | 0.02       | -                 | 4.06       | 535                        | 209        |
| 412                       | prepared sweets           | -              | 2.20       | -                                   | 0.01       | -                 | 2.36       | 284                        | 114        |
| 431                       | pan: finished (no.)       | 19.78          | 14.15      | 0.00                                | 0.00       | 19.78             | 14.15      | 455                        | 187        |
| 440                       | bidi (no.)                | 18.71          | 1.76       | 0.00                                | 0.00       | 18.65             | 1.75       | 158                        | 61         |
| 441                       | cigarettes (no.)          | 9.77           | 7.35       | 0.00                                | 0.00       | 9.78              | 7.36       | 220                        | 93         |
| 461                       | firewood & chips          | 3.19           | 1.56       | 0.18                                | 0.04       | 9.56              | 3.97       | 238                        | 101        |
| 462                       | electricity (st. unit)    | 11.81          | 9.24       | 0.00                                | 0.00       | 12.60             | 9.82       | 916                        | 371        |
| 464 *                     | kerosene (ltr)            | 2.62           | 10.02      | 0.00                                | 0.00       | 2.58              | 9.85       | 396                        | 142        |
| 466                       | matches (box)             | 2.04           | 0.95       | 0.00                                | 0.00       | 1.94              | 0.91       | 888                        | 367        |
| 472                       | LPG (kg)                  | 0.68           | 4.86       | 0.00                                | 0.00       | 0.59              | 4.30       | 189                        | 99         |

@ Quantity unit kg unless otherwise specified; \* cols. 9,10 exclude consumption out of public distn. system purchases  
\$ cols. 9,10 relate to fresh fish for item 284 and gur(cane) for item 373

**Table 1: Quantity and value of cash purchase consumption out of home-grown stock; and total consumption of different items of food, pan, tobacco, intoxicants and fuel & light per person for a period of 30 days**

| Chandigarh |                      | Urban          |            |                                     |            |                   |            |                            |            |
|------------|----------------------|----------------|------------|-------------------------------------|------------|-------------------|------------|----------------------------|------------|
| item code  | item                 | cash purchase  |            | consumption out of home-grown stock |            | total consumption |            | hhs. reporting consumption |            |
|            |                      | quantity (kg@) | value (Rs) | quantity (kg@)                      | value (Rs) | quantity (kg@)    | value (Rs) | estd. no. per 1000         | sample no. |
| (1)        | (2)                  | (3)            | (4)        | (5)                                 | (6)        | (7)               | (8)        | (9)                        | (10)       |
| 102 *      | rice                 | 1.62           | 14.06      | 0.02                                | 0.18       | 1.66              | 14.88      | 792                        | 121        |
| 112 *      | atta                 | 5.86           | 30.81      | 0.08                                | 0.30       | 6.49              | 33.27      | 791                        | 122        |
| 190        | gram (whole grain)   | 0.17           | 2.79       | 0.00                                | 0.00       | 0.17              | 2.76       | 642                        | 95         |
| 210 *      | arhar (tur)          | 0.08           | 1.34       | 0.00                                | 0.00       | 0.08              | 1.34       | 305                        | 46         |
| 212 *      | gram (split)         | 0.14           | 2.54       | 0.00                                | 0.00       | 0.14              | 2.48       | 564                        | 87         |
| 214 *      | moong                | 0.16           | 2.81       | 0.00                                | 0.00       | 0.16              | 2.82       | 736                        | 110        |
| 216 *      | masur                | 0.16           | 2.60       | 0.00                                | 0.00       | 0.16              | 2.62       | 745                        | 111        |
| 220 *      | urd                  | 0.14           | 2.29       | 0.00                                | 0.00       | 0.14              | 2.28       | 519                        | 80         |
| 230        | milk: liquid (litre) | 8.97           | 71.94      | 0.65                                | 5.79       | 9.48              | 77.73      | 868                        | 133        |
| 234        | ghee                 | 0.08           | 6.82       | 0.00                                | 0.37       | 0.09              | 7.83       | 266                        | 36         |
| 240 *      | vanaspati            | 0.23           | 8.58       | 0.00                                | 0.00       | 0.23              | 8.58       | 382                        | 57         |
| 243 *      | mustard oil          | 0.20           | 6.21       | 0.00                                | 0.00       | 0.21              | 6.40       | 541                        | 74         |
| 245 *      | groundnut oil        | 0.01           | 0.39       | 0.00                                | 0.00       | 0.01              | 0.39       | 7                          | 1          |
| 255 *      | refined oil          | 0.24           | 9.95       | 0.00                                | 0.00       | 0.25              | 10.48      | 282                        | 44         |
| 270        | goat meat            | 0.11           | 5.56       | 0.00                                | 0.00       | 0.11              | 5.56       | 295                        | 38         |
| 280        | chicken              | 0.06           | 2.95       | 0.00                                | 0.00       | 0.06              | 2.95       | 72                         | 13         |
| 282        | eggs (no.)           | 1.83           | 2.01       | 0.00                                | 0.00       | 1.83              | 2.00       | 304                        | 40         |
| 284 \$     | fish                 | 0.01           | 0.35       | 0.00                                | 0.00       | 0.01              | 0.35       | 35                         | 5          |
| 290        | potato               | 1.43           | 4.56       | 0.00                                | 0.00       | 1.43              | 4.56       | 880                        | 131        |
| 291        | onion                | 1.17           | 6.31       | 0.00                                | 0.00       | 1.17              | 6.35       | 896                        | 132        |
| 310        | cauliflower          | 0.52           | 2.18       | 0.00                                | 0.00       | 0.52              | 2.17       | 467                        | 64         |
| 311        | cabbage              | 0.25           | 0.87       | 0.00                                | 0.00       | 0.25              | 0.87       | 380                        | 48         |
| 312        | brinjal              | 0.28           | 1.08       | 0.00                                | 0.00       | 0.28              | 1.10       | 506                        | 77         |
| 313        | lady's finger        | 0.18           | 1.26       | 0.00                                | 0.00       | 0.18              | 1.28       | 463                        | 73         |
| 314        | palak                | 0.16           | 0.51       | 0.00                                | 0.00       | 0.16              | 0.51       | 248                        | 38         |
| 317        | tomato               | 0.66           | 3.96       | 0.00                                | 0.00       | 0.66              | 3.96       | 796                        | 119        |
| 321        | chilli (green)       | 0.07           | 0.78       | 0.00                                | 0.00       | 0.07              | 0.78       | 549                        | 87         |
| 325        | lemon (no.)          | 1.96           | 1.06       | 0.00                                | 0.00       | 1.96              | 1.06       | 455                        | 70         |
| 340        | banana (no.)         | 5.92           | 5.00       | 0.00                                | 0.00       | 5.92              | 5.00       | 735                        | 105        |
| 350        | mango                | 0.22           | 3.00       | 0.00                                | 0.00       | 0.22              | 3.00       | 205                        | 36         |
| 355        | apple                | 0.41           | 4.77       | 0.00                                | 0.00       | 0.41              | 4.77       | 568                        | 85         |
| 361        | groundnut            | 0.10           | 2.20       | 0.00                                | 0.00       | 0.10              | 2.20       | 213                        | 32         |
| 370 *      | sugar (crystal)      | 1.15           | 13.33      | 0.00                                | 0.00       | 1.14              | 13.20      | 774                        | 120        |
| 373 \$     | gur                  | 0.01           | 0.08       | 0.00                                | 0.00       | 0.02              | 0.11       | 16                         | 2          |
| 390        | turmeric (gm)        | 40.78          | 1.92       | 0.00                                | 0.00       | 41.41             | 1.96       | 903                        | 134        |
| 391        | black pepper (gm)    | 14.42          | 1.15       | 0.00                                | 0.00       | 14.41             | 1.15       | 420                        | 59         |
| 392        | dry chillies (gm)    | 190.60         | 2.17       | 0.00                                | 0.00       | 34.14             | 2.26       | 787                        | 121        |
| 393        | garlic (gm)          | 52.33          | 1.22       | 0.00                                | 0.00       | 52.81             | 1.24       | 670                        | 101        |

@ Quantity unit kg unless otherwise specified; \* cols. 9,10 exclude consumption out of public distn. system purchases  
\$ cols. 9,10 relate to fresh fish for item 284 and gur(cane) for item 373



**Table 1: Quantity and value of cash purchase consumption out of home-grown stock; and total consumption of different items of food, pan, tobacco, intoxicants and fuel & light per person for a period of 30 days**

| Chandigarh |                           | Urban          |            |                                     |            |                   |            |                            |            |
|------------|---------------------------|----------------|------------|-------------------------------------|------------|-------------------|------------|----------------------------|------------|
| item code  | item                      | cash purchase  |            | consumption out of home-grown stock |            | total consumption |            | hhs. reporting consumption |            |
|            |                           | quantity (kg@) | value (Rs) | quantity (kg@)                      | value (Rs) | quantity (kg@)    | value (Rs) | estd. no. per 1000         | sample no. |
| (1)        | (2)                       | (3)            | (4)        | (5)                                 | (6)        | (7)               | (8)        | (9)                        | (10)       |
| 394        | tamarind (gm)             | 5.54           | 0.14       | 0.00                                | 0.00       | 5.54              | 0.14       | 54                         | 7          |
| 395        | ginger (gm)               | 96.69          | 1.88       | 0.00                                | 0.00       | 96.64             | 1.88       | 776                        | 117        |
| 400        | tea (no. of cups)         | 12.71          | 12.38      | -                                   | -          | 13.48             | 13.15      | 773                        | 113        |
| 401        | tea: leaf (gm)            | 83.23          | 7.13       | 0.00                                | 0.00       | 83.05             | 7.16       | 857                        | 129        |
| 402        | coffee (no. of cups)      | 0.87           | 1.68       | -                                   | -          | 0.87              | 1.68       | 87                         | 9          |
| 403        | coffee powder (gm)        | 0.82           | 0.24       | 0.00                                | 0.00       | 0.96              | 0.27       | 49                         | 7          |
| 410        | biscuit and confectionery | -              | 5.93       | -                                   | 0.00       | -                 | 5.93       | 793                        | 118        |
| 411        | salted refreshments       | -              | 4.42       | -                                   | 0.00       | -                 | 4.42       | 777                        | 119        |
| 412        | prepared sweets           | -              | 2.42       | -                                   | 0.00       | -                 | 2.58       | 358                        | 52         |
| 431        | pan: finished (no.)       | 0.37           | 0.50       | 0.00                                | 0.00       | 0.37              | 0.50       | 52                         | 9          |
| 440        | bidi (no.)                | 79.71          | 5.87       | 0.00                                | 0.00       | 79.71             | 5.87       | 368                        | 55         |
| 441        | cigarettes (no.)          | 3.92           | 3.14       | 0.00                                | 0.00       | 3.92              | 3.14       | 127                        | 22         |
| 461        | firewood & chips          | 1.16           | 1.18       | 0.00                                | 0.00       | 1.35              | 1.35       | 72                         | 10         |
| 462        | electricity (st. unit)    | 14.25          | 20.09      | 0.00                                | 0.00       | 14.26             | 21.67      | 814                        | 126        |
| 463        | dung cake                 | -              | 0.03       | -                                   | 0.02       | -                 | 0.06       | 15                         | 4          |
| 464 *      | kerosene (ltr)            | 1.66           | 5.01       | 0.00                                | 0.00       | 1.69              | 5.09       | 219                        | 35         |
| 466        | matches (box)             | 2.44           | 1.05       | 0.00                                | 0.00       | 2.48              | 1.04       | 838                        | 127        |
| 472        | LPG (kg)                  | 1.86           | 12.58      | 0.00                                | 0.00       | 1.85              | 12.43      | 475                        | 72         |

@ Quantity unit kg unless otherwise specified; \* cols. 9,10 exclude consumption out of public distn. system purchases  
\$ cols. 9,10 relate to fresh fish for item 284 and gur(cane) for item 373

**Table 1: Quantity and value of cash purchase consumption out of home-grown stock; and total consumption of different items of food, pan, tobacco, intoxicants and fuel & light per person for a period of 30 days**

| Dadra & Nagar Haveli |                      | Urban          |            |                                     |            |                   |            |                            |            |
|----------------------|----------------------|----------------|------------|-------------------------------------|------------|-------------------|------------|----------------------------|------------|
| item code            | item                 | cash purchase  |            | consumption out of home-grown stock |            | total consumption |            | hhs. reporting consumption |            |
|                      |                      | quantity (kg@) | value (Rs) | quantity (kg@)                      | value (Rs) | quantity (kg@)    | value (Rs) | estd. no. per 1000         | sample no. |
| (1)                  | (2)                  | (3)            | (4)        | (5)                                 | (6)        | (7)               | (8)        | (9)                        | (10)       |
| 102 *                | rice                 | 2.61           | 17.00      | 0.78                                | 6.53       | 3.94              | 30.93      | 729                        | 57         |
| 112 *                | atta                 | 0.03           | 0.19       | 0.00                                | 0.00       | 3.00              | 16.77      | 565                        | 43         |
| 190                  | gram (whole grain)   | 0.02           | 0.28       | 0.00                                | 0.00       | 0.02              | 0.30       | 97                         | 10         |
| 210 *                | arhar (tur)          | 0.25           | 4.27       | 0.02                                | 0.40       | 0.32              | 5.59       | 858                        | 69         |
| 212 *                | gram (split)         | 0.03           | 0.56       | 0.00                                | 0.00       | 0.03              | 0.56       | 235                        | 18         |
| 214 *                | moong                | 0.19           | 3.18       | 0.00                                | 0.00       | 0.18              | 3.07       | 698                        | 56         |
| 216 *                | masur                | 0.01           | 0.10       | 0.00                                | 0.00       | 0.01              | 0.11       | 79                         | 6          |
| 220 *                | urd                  | 0.07           | 0.99       | 0.03                                | 0.35       | 0.10              | 1.36       | 391                        | 33         |
| 230                  | milk: liquid (litre) | 3.32           | 33.88      | 0.24                                | 2.92       | 3.57              | 36.80      | 682                        | 54         |
| 234                  | ghee                 | 0.02           | 2.44       | 0.00                                | 0.00       | 0.02              | 2.30       | 93                         | 13         |
| 240 *                | vanaspati            | 0.00           | 0.04       | 0.00                                | 0.00       | 0.00              | 0.03       | 8                          | 1          |
| 243 *                | mustard oil          | 0.03           | 1.21       | 0.00                                | 0.00       | 0.03              | 0.94       | 39                         | 3          |
| 245 *                | groundnut oil        | 0.43           | 16.84      | 0.00                                | 0.00       | 0.56              | 22.09      | 778                        | 63         |
| 247 *                | coconut oil          | 0.01           | 0.30       | 0.00                                | 0.00       | 0.01              | 0.30       | 14                         | 1          |
| 270                  | goat meat            | 0.14           | 7.23       | 0.00                                | 0.00       | 0.14              | 7.23       | 475                        | 36         |
| 271                  | mutton               | 0.00           | 0.02       | 0.00                                | 0.00       | 0.00              | 0.02       | 10                         | 1          |
| 280                  | chicken              | 0.06           | 3.07       | 0.00                                | 0.20       | 0.06              | 3.27       | 262                        | 18         |
| 282                  | eggs (no.)           | 0.51           | 0.74       | 0.05                                | 0.05       | 0.54              | 0.76       | 238                        | 18         |
| 284 \$               | fish                 | 0.20           | 4.86       | 0.00                                | 0.00       | 0.28              | 6.43       | 514                        | 38         |
| 290                  | potato               | 0.81           | 4.09       | 0.00                                | 0.00       | 0.74              | 3.75       | 886                        | 72         |
| 291                  | onion                | 0.55           | 2.72       | 0.00                                | 0.00       | 0.55              | 2.75       | 877                        | 71         |
| 310                  | cauliflower          | 0.06           | 0.52       | 0.00                                | 0.00       | 0.06              | 0.52       | 236                        | 22         |
| 311                  | cabbage              | 0.20           | 1.53       | 0.00                                | 0.00       | 0.20              | 1.53       | 646                        | 54         |
| 312                  | brinjal              | 0.58           | 3.57       | 0.00                                | 0.00       | 0.55              | 3.33       | 844                        | 67         |
| 313                  | lady's finger        | 0.15           | 1.28       | 0.00                                | 0.00       | 0.15              | 1.27       | 568                        | 47         |
| 314                  | palak                | 0.05           | 0.40       | 0.00                                | 0.00       | 0.05              | 0.40       | 266                        | 19         |
| 317                  | tomato               | 0.56           | 4.38       | 0.00                                | 0.00       | 0.53              | 4.17       | 843                        | 67         |
| 321                  | chilli (green)       | 0.15           | 1.96       | 0.00                                | 0.00       | 0.14              | 1.88       | 877                        | 71         |
| 325                  | lemon (no.)          | 0.70           | 0.39       | 0.00                                | 0.00       | 0.66              | 0.37       | 424                        | 33         |
| 340                  | banana (no.)         | 1.88           | 1.20       | 0.00                                | 0.00       | 1.88              | 1.20       | 566                        | 43         |
| 344                  | coconut (no.)        | 0.02           | 0.11       | 0.00                                | 0.00       | 0.02              | 0.11       | 56                         | 7          |
| 350                  | mango                | 0.41           | 4.40       | 0.01                                | 0.12       | 0.33              | 3.57       | 206                        | 12         |
| 355                  | apple                | 0.03           | 0.78       | 0.00                                | 0.00       | 0.03              | 0.78       | 302                        | 23         |
| 361                  | groundnut            | 0.01           | 0.37       | 0.00                                | 0.00       | 0.01              | 0.37       | 154                        | 13         |
| 370 *                | sugar (crystal)      | 0.77           | 9.12       | 0.00                                | 0.00       | 0.76              | 8.87       | 820                        | 66         |
| 373 \$               | gur                  | 0.02           | 0.31       | 0.00                                | 0.00       | 0.05              | 0.65       | 115                        | 12         |
| 390                  | turmeric (gm)        | 20.36          | 0.84       | 0.00                                | 0.00       | 30.27             | 1.19       | 886                        | 72         |
| 391                  | black pepper (gm)    | 0.00           | 0.00       | 0.00                                | 0.00       | 0.83              | 0.08       | 48                         | 4          |

@ Quantity unit kg unless otherwise specified; \* cols. 9,10 exclude consumption out of public distn. system purchases  
\$ cols. 9,10 relate to fresh fish for item 284 and gur(cane) for item 373

**Table 1: Quantity and value of cash purchase consumption out of home-grown stock; and total consumption of different items of food, pan, tobacco, intoxicants and fuel & light per person for a period of 30 days**

| Dadra & Nagar Haveli |                           | Urban          |            |                                     |            |                   |            |                            |            |
|----------------------|---------------------------|----------------|------------|-------------------------------------|------------|-------------------|------------|----------------------------|------------|
| item code            | item                      | cash purchase  |            | consumption out of home-grown stock |            | total consumption |            | hhs. reporting consumption |            |
|                      |                           | quantity (kg@) | value (Rs) | quantity (kg@)                      | value (Rs) | quantity (kg@)    | value (Rs) | estd. no. per 1000         | sample no. |
| (1)                  | (2)                       | (3)            | (4)        | (5)                                 | (6)        | (7)               | (8)        | (9)                        | (10)       |
| 392                  | dry chillies (gm)         | 17.25          | 0.83       | 0.00                                | 0.00       | 29.36             | 1.34       | 868                        | 70         |
| 393                  | garlic (gm)               | 59.05          | 1.15       | 0.00                                | 0.00       | 54.84             | 1.07       | 814                        | 64         |
| 394                  | tamarind (gm)             | 6.40           | 0.12       | 4.44                                | 0.05       | 15.27             | 0.21       | 307                        | 23         |
| 395                  | ginger (gm)               | 38.79          | 1.34       | 0.00                                | 0.00       | 36.19             | 1.25       | 687                        | 53         |
| 400                  | tea (no. of cups)         | 4.99           | 9.98       | -                                   | -          | 5.76              | 10.77      | 738                        | 55         |
| 401                  | tea: leaf (gm)            | 71.96          | 6.58       | 0.00                                | 0.00       | 67.05             | 6.12       | 849                        | 68         |
| 403                  | coffee powder (gm)        | 0.12           | 0.05       | 0.00                                | 0.00       | 0.28              | 0.06       | 12                         | 3          |
| 410                  | biscuit and confectionery | -              | 5.38       | -                                   | 0.00       | -                 | 5.38       | 698                        | 56         |
| 411                  | salted refreshments       | -              | 6.43       | -                                   | 0.00       | -                 | 6.43       | 644                        | 47         |
| 412                  | prepared sweets           | -              | 0.24       | -                                   | 0.00       | -                 | 0.24       | 38                         | 8          |
| 431                  | pan: finished (no.)       | 0.32           | 0.45       | 0.00                                | 0.00       | 0.32              | 0.45       | 30                         | 2          |
| 440                  | bidi (no.)                | 36.02          | 3.13       | 0.00                                | 0.00       | 35.78             | 3.11       | 292                        | 24         |
| 441                  | cigarettes (no.)          | 1.49           | 1.15       | 0.00                                | 0.00       | 1.62              | 1.15       | 65                         | 7          |
| 461                  | firewood & chips          | 0.44           | 0.32       | 2.76                                | 1.78       | 5.61              | 3.45       | 278                        | 24         |
| 462                  | electricity (st. unit)    | 6.11           | 9.77       | 0.00                                | 0.00       | 6.11              | 9.93       | 727                        | 56         |
| 463                  | dung cake                 | -              | 0.00       | -                                   | 0.44       | -                 | 0.44       | 125                        | 10         |
| 464 *                | kerosene (litr)           | 1.70           | 5.48       | 0.00                                | 0.00       | 1.38              | 4.46       | 485                        | 39         |
| 466                  | matches (box)             | 1.94           | 0.56       | 0.00                                | 0.00       | 1.76              | 0.51       | 886                        | 72         |
| 472                  | LPG (kg)                  | 0.51           | 3.60       | 0.00                                | 0.00       | 0.70              | 5.09       | 286                        | 26         |

@ Quantity unit kg unless otherwise specified; \* cols. 9,10 exclude consumption out of public distr. system purchases  
\$ cols. 9,10 relate to fresh fish for item 284 and gur(cane) for item 373

**Table 1: Quantity and value of cash purchase consumption out of home-grown stock; and total consumption of different items of food, pan, tobacco, intoxicants and fuel & light per person for a period of 30 days**

| Daman & Diu |                      | Urban          |            |                                     |            |                   |            |                            |            |
|-------------|----------------------|----------------|------------|-------------------------------------|------------|-------------------|------------|----------------------------|------------|
| item code   | item                 | cash purchase  |            | consumption out of home-grown stock |            | total consumption |            | hhs. reporting consumption |            |
|             |                      | quantity (kg@) | value (Rs) | quantity (kg@)                      | value (Rs) | quantity (kg@)    | value (Rs) | estd. no. per 1000         | sample no. |
| (1)         | (2)                  | (3)            | (4)        | (5)                                 | (6)        | (7)               | (8)        | (9)                        | (10)       |
| 102 *       | rice                 | 1.95           | 13.95      | 0.10                                | 0.83       | 3.08              | 24.66      | 715                        | 60         |
| 112 *       | atta                 | 0.00           | 0.00       | 0.00                                | 0.00       | 3.80              | 20.36      | 755                        | 61         |
| 190         | gram (whole grain)   | 0.07           | 0.93       | 0.00                                | 0.00       | 0.07              | 1.00       | 418                        | 28         |
| 210 *       | arhar (tur)          | 0.30           | 5.47       | 0.00                                | 0.00       | 0.41              | 7.47       | 971                        | 79         |
| 212 *       | gram (split)         | 0.05           | 0.89       | 0.00                                | 0.00       | 0.05              | 0.81       | 375                        | 30         |
| 214 *       | moong                | 0.21           | 3.57       | 0.00                                | 0.00       | 0.22              | 3.74       | 863                        | 71         |
| 216 *       | masur                | 0.00           | 0.00       | 0.00                                | 0.00       | 0.00              | 0.02       | 9                          | 1          |
| 221 *       | urd                  | 0.03           | 0.44       | 0.00                                | 0.00       | 0.03              | 0.39       | 233                        | 14         |
| 230         | milk: liquid (litre) | 5.69           | 49.81      | 0.06                                | 0.50       | 5.75              | 50.31      | 948                        | 77         |
| 234         | ghee                 | 0.07           | 7.34       | 0.00                                | 0.00       | 0.08              | 7.46       | 486                        | 40         |
| 240 *       | vanaspati            | 0.01           | 0.38       | 0.00                                | 0.00       | 0.01              | 0.40       | 83                         | 7          |
| 245 *       | groundnut oil        | 0.58           | 22.36      | 0.00                                | 0.00       | 0.81              | 31.03      | 960                        | 77         |
| 247 *       | coconut oil          | 0.00           | 0.08       | 0.00                                | 0.00       | 0.00              | 0.08       | 8                          | 1          |
| 270         | goat meat            | 0.18           | 8.71       | 0.00                                | 0.00       | 0.18              | 8.71       | 416                        | 36         |
| 272         | beef                 | 0.00           | 0.01       | 0.00                                | 0.00       | 0.00              | 0.01       | 1                          | 1          |
| 274         | buffalo meat         | 0.04           | 0.62       | 0.00                                | 0.00       | 0.04              | 0.62       | 29                         | 24         |
| 280         | chicken              | 0.04           | 1.62       | 0.00                                | 0.00       | 0.04              | 1.62       | 126                        | 14         |
| 282         | eggs (no.)           | 0.62           | 0.91       | 0.00                                | 0.00       | 0.64              | 0.91       | 178                        | 17         |
| 284 \$      | fish                 | 0.87           | 12.98      | 0.20                                | 4.35       | 1.07              | 17.33      | 520                        | 50         |
| 290         | potato               | 0.88           | 4.41       | 0.00                                | 0.00       | 0.87              | 4.37       | 959                        | 77         |
| 291         | onion                | 0.62           | 3.65       | 0.00                                | 0.00       | 0.61              | 3.62       | 925                        | 72         |
| 310         | cauliflower          | 0.16           | 1.37       | 0.00                                | 0.00       | 0.16              | 1.37       | 505                        | 39         |
| 311         | cabbage              | 0.28           | 2.00       | 0.00                                | 0.00       | 0.28              | 2.01       | 807                        | 64         |
| 312         | brinjal              | 0.54           | 2.91       | 0.00                                | 0.00       | 0.54              | 2.91       | 920                        | 73         |
| 313         | lady's finger        | 0.09           | 0.94       | 0.00                                | 0.00       | 0.09              | 0.94       | 398                        | 32         |
| 314         | palak                | 0.04           | 0.24       | 0.00                                | 0.00       | 0.04              | 0.24       | 144                        | 15         |
| 317         | tomato               | 0.51           | 5.06       | 0.00                                | 0.00       | 0.51              | 5.08       | 950                        | 78         |
| 321         | chilli (green)       | 0.15           | 1.99       | 0.00                                | 0.00       | 0.15              | 2.00       | 930                        | 73         |
| 325         | lemon (no.)          | 1.72           | 0.87       | 0.00                                | 0.00       | 1.72              | 0.87       | 647                        | 57         |
| 340         | banana (no.)         | 1.91           | 1.45       | 0.00                                | 0.00       | 1.91              | 1.45       | 485                        | 42         |
| 344         | coconut (no.)        | 0.01           | 0.04       | 0.00                                | 0.00       | 0.01              | 0.04       | 29                         | 1          |
| 350         | mango                | 0.00           | 0.01       | 0.00                                | 0.00       | 0.00              | 0.01       | 8                          | 1          |
| 355         | apple                | 0.07           | 1.60       | 0.00                                | 0.00       | 0.07              | 1.60       | 382                        | 28         |
| 361         | groundnut            | 0.02           | 0.53       | 0.00                                | 0.00       | 0.03              | 0.68       | 306                        | 24         |
| 370 *       | sugar (crystal)      | 0.93           | 10.50      | 0.00                                | 0.00       | 0.92              | 10.33      | 950                        | 76         |
| 373 \$      | gur                  | 0.03           | 0.39       | 0.00                                | 0.00       | 0.05              | 0.57       | 310                        | 27         |
| 390         | turmeric (gm)        | 6.22           | 0.22       | 0.00                                | 0.00       | 42.21             | 1.59       | 971                        | 79         |
| 391         | black pepper (gm)    | 2.42           | 0.18       | 0.00                                | 0.00       | 2.81              | 0.20       | 268                        | 17         |
| 392         | dry chillies (gm)    | 9.44           | 0.33       | 0.00                                | 0.00       | 42.74             | 1.65       | 886                        | 73         |
| 393         | garlic (gm)          | 54.51          | 1.30       | 0.00                                | 0.00       | 61.00             | 1.44       | 924                        | 75         |

@ Quantity unit kg unless otherwise specified; \* cols. 9,10 exclude consumption out of public distn. system purchases  
\$ cols. 9,10 relate to fresh fish for item 284 and gur(cane) for item 373

**Table 1: Quantity and value of cash purchase consumption out of home-grown stock; and total consumption of different items of food, pan, tobacco, intoxicants and fuel & light per person for a period of 30 days**

| <b>Daman &amp; Diu</b> |                           | <b>Urban</b>   |            |                                     |            |                   |            |                            |            |
|------------------------|---------------------------|----------------|------------|-------------------------------------|------------|-------------------|------------|----------------------------|------------|
| item code              | item                      | cash purchase  |            | consumption out of home-grown stock |            | total consumption |            | hhs. reporting consumption |            |
|                        |                           | quantity (kg@) | value (Rs) | quantity (kg@)                      | value (Rs) | quantity (kg@)    | value (Rs) | estd. no. per 1000         | sample no. |
| (1)                    | (2)                       | (3)            | (4)        | (5)                                 | (6)        | (7)               | (8)        | (9)                        | (10)       |
| 394                    | tamarind (gm)             | 4.14           | 0.07       | 0.00                                | 0.00       | 10.66             | 0.18       | 276                        | 23         |
| 395                    | ginger (gm)               | 40.75          | 1.32       | 0.00                                | 0.00       | 39.84             | 1.31       | 645                        | 62         |
| 400                    | tea (no. of cups)         | 3.49           | 6.96       | -                                   | -          | 3.73              | 7.44       | 470                        | 39         |
| 401                    | tea: leaf (gm)            | 101.00         | 8.64       | 0.00                                | 0.00       | 105.24            | 8.96       | 932                        | 76         |
| 402                    | coffee (no. of cups)      | 0.01           | 0.04       | -                                   | -          | 0.12              | 0.09       | 20                         | 2          |
| 403                    | coffee powder (gm)        | 1.26           | 0.35       | 0.00                                | 0.00       | 1.30              | 0.36       | 76                         | 7          |
| 410                    | biscuit and confectionery | -              | 4.72       | -                                   | 0.00       | -                 | 4.72       | 629                        | 51         |
| 411                    | salted refreshments       | -              | 5.34       | -                                   | 0.00       | -                 | 5.44       | 635                        | 47         |
| 412                    | prepared sweets           | -              | 0.06       | -                                   | 0.00       | -                 | 0.27       | 25                         | 3          |
| 431                    | pan: finished (no.)       | 0.05           | 0.07       | 0.00                                | 0.00       | 0.05              | 0.07       | 13                         | 1          |
| 440                    | bidi (no.)                | 34.49          | 3.04       | 0.00                                | 0.00       | 34.54             | 3.06       | 232                        | 16         |
| 441                    | cigarettes (no.)          | 1.03           | 0.68       | 0.00                                | 0.00       | 1.14              | 0.68       | 46                         | 4          |
| 461                    | firewood & chips          | 0.63           | 0.62       | 0.02                                | 0.02       | 0.73              | 0.69       | 93                         | 8          |
| 462                    | electricity (st. unit)    | 9.34           | 11.99      | 0.00                                | 0.00       | 9.34              | 12.00      | 962                        | 78         |
| 463                    | dung cake                 | -              | 0.05       | -                                   | 0.00       | -                 | 0.05       | 9                          | 1          |
| 464 *                  | kerosene (ltr)            | 1.62           | 4.76       | 0.00                                | 0.00       | 1.47              | 4.35       | 191                        | 14         |
| 466                    | matches (box)             | 1.58           | 0.43       | 0.00                                | 0.00       | 1.63              | 0.45       | 908                        | 76         |
| 472                    | LPG (kg)                  | 0.98           | 6.59       | 0.00                                | 0.00       | 1.30              | 8.72       | 490                        | 43         |

@ Quantity unit kg unless otherwise specified; \* cols. 9,10 exclude consumption out of public distn. system purchases  
\$ cols. 9,10 relate to fresh fish for item 284 and gur(cane) for item 373

**Table 1: Quantity and value of cash purchase consumption out of home-grown stock; and total consumption of different items of food, pan, tobacco, intoxicants and fuel & light per person for a period of 30 days**

| Delhi     |                      | Urban          |            |                                     |            |                   |            |                            |            |
|-----------|----------------------|----------------|------------|-------------------------------------|------------|-------------------|------------|----------------------------|------------|
| item code | item                 | cash purchase  |            | consumption out of home-grown stock |            | total consumption |            | hhs. reporting consumption |            |
|           |                      | quantity (kg@) | value (Rs) | quantity (kg@)                      | value (Rs) | quantity (kg@)    | value (Rs) | estd. no. per 1000         | sample no. |
| (1)       | (2)                  | (3)            | (4)        | (5)                                 | (6)        | (7)               | (8)        | (9)                        | (10)       |
| 102 *     | rice                 | 1.90           | 16.06      | 0.00                                | 0.02       | 1.93              | 16.48      | 575                        | 600        |
| 112 *     | atta                 | 2.79           | 15.96      | 0.00                                | 0.00       | 6.09              | 29.89      | 732                        | 772        |
| 190       | gram (whole grain)   | 0.10           | 1.72       | 0.00                                | 0.00       | 0.10              | 1.73       | 305                        | 305        |
| 210 *     | arhar (tur)          | 0.18           | 3.22       | 0.00                                | 0.00       | 0.18              | 3.23       | 633                        | 640        |
| 212 *     | gram (split)         | 0.11           | 1.97       | 0.00                                | 0.00       | 0.12              | 1.95       | 497                        | 499        |
| 214 *     | moong                | 0.23           | 3.81       | 0.00                                | 0.02       | 0.23              | 3.83       | 792                        | 791        |
| 216 *     | masur                | 0.18           | 2.67       | 0.00                                | 0.00       | 0.18              | 2.68       | 649                        | 649        |
| 220 *     | urd                  | 0.14           | 2.31       | 0.00                                | 0.00       | 0.14              | 2.31       | 579                        | 571        |
| 230       | milk: liquid (litre) | 8.18           | 74.70      | 0.36                                | 3.54       | 8.64              | 78.34      | 869                        | 888        |
| 234       | ghee                 | 0.17           | 11.14      | 0.01                                | 0.66       | 0.18              | 11.75      | 346                        | 410        |
| 240 *     | vanaspati            | 0.22           | 8.56       | 0.00                                | 0.00       | 0.22              | 8.55       | 454                        | 398        |
| 243 *     | mustard oil          | 0.25           | 8.04       | 0.00                                | 0.00       | 0.26              | 8.13       | 615                        | 539        |
| 245 *     | groundnut oil        | 0.01           | 0.44       | 0.00                                | 0.00       | 0.01              | 0.44       | 12                         | 15         |
| 247 *     | coconut oil          | 0.00           | 0.01       | 0.00                                | 0.00       | 0.00              | 0.01       | 2                          | 3          |
| 255 *     | refined oil          | 0.19           | 10.13      | 0.00                                | 0.00       | 0.19              | 9.76       | 268                        | 340        |
| 270       | goat meat            | 0.17           | 9.35       | 0.00                                | 0.00       | 0.17              | 9.38       | 391                        | 286        |
| 271       | mutton               | 0.00           | 0.05       | 0.00                                | 0.00       | 0.00              | 0.05       | 1                          | 2          |
| 272       | beef                 | 0.24           | 7.08       | 0.00                                | 0.00       | 0.25              | 7.15       | 390                        | 93         |
| 274       | buffalo meat         | 0.00           | 0.11       | 0.00                                | 0.00       | 0.00              | 0.11       | 10                         | 2          |
| 280       | chicken              | 0.04           | 2.21       | 0.00                                | 0.00       | 0.04              | 2.22       | 107                        | 94         |
| 282       | eggs (no.)           | 2.22           | 3.03       | 0.00                                | 0.00       | 2.22              | 3.03       | 306                        | 272        |
| 284 \$    | fish                 | 0.03           | 1.02       | 0.00                                | 0.00       | 0.03              | 1.02       | 66                         | 50         |
| 290       | potato               | 0.64           | 2.75       | 0.00                                | 0.00       | 0.64              | 2.75       | 416                        | 416        |
| 291       | onion                | 0.34           | 2.33       | 0.00                                | 0.00       | 0.34              | 2.36       | 396                        | 392        |
| 310       | cauliflower          | 0.14           | 0.67       | 0.00                                | 0.00       | 0.14              | 0.67       | 216                        | 207        |
| 311       | cabbage              | 0.13           | 0.70       | 0.00                                | 0.00       | 0.13              | 0.70       | 213                        | 198        |
| 312       | brinjal              | 0.17           | 1.00       | 0.00                                | 0.00       | 0.17              | 1.03       | 309                        | 280        |
| 313       | lady's finger        | 0.08           | 0.81       | 0.00                                | 0.00       | 0.08              | 0.81       | 186                        | 191        |
| 314       | palak                | 0.19           | 0.82       | 0.00                                | 0.00       | 0.19              | 0.82       | 264                        | 241        |
| 317       | tomato               | 0.27           | 2.57       | 0.00                                | 0.00       | 0.27              | 2.57       | 375                        | 368        |
| 321       | chilli (green)       | 0.05           | 0.63       | 0.00                                | 0.00       | 0.05              | 0.64       | 332                        | 305        |
| 325       | lemon (no.)          | 0.93           | 0.89       | 0.00                                | 0.00       | 1.43              | 0.90       | 283                        | 292        |
| 340       | banana (no.)         | 9.36           | 7.73       | 0.00                                | 0.00       | 9.47              | 7.78       | 747                        | 732        |
| 344       | coconut (no.)        | 0.00           | 0.02       | 0.00                                | 0.00       | 0.00              | 0.02       | 2                          | 5          |
| 350       | mango                | 0.21           | 3.13       | 0.00                                | 0.00       | 0.21              | 3.14       | 247                        | 229        |
| 355       | apple                | 0.40           | 5.67       | 0.00                                | 0.00       | 0.41              | 5.67       | 403                        | 411        |
| 361       | groundnut            | 0.03           | 0.83       | 0.00                                | 0.00       | 0.03              | 0.83       | 151                        | 143        |
| 370 *     | sugar (crystal)      | 1.12           | 11.75      | 0.00                                | 0.00       | 1.22              | 11.70      | 618                        | 637        |
| 373 \$    | gur                  | 0.02           | 0.20       | 0.00                                | 0.03       | 0.02              | 0.23       | 59                         | 47         |
| 390       | turmeric (gm)        | 25.59          | 1.07       | 0.00                                | 0.00       | 25.58             | 1.10       | 627                        | 679        |

@ Quantity unit kg unless otherwise specified; \* cols. 9,10 exclude consumption out of public distn. system purchases  
\$ cols. 9,10 relate to fresh fish for item 284 and gur(cane) for item 373

**Table 1: Quantity and value of cash purchase consumption out of home-grown stock; and total consumption of different items of food, pan, tobacco, intoxicants and fuel & light per person for a period of 30 days**

| Delhi     |                           | Urban          |            |                                     |            |                   |            |                            |            |
|-----------|---------------------------|----------------|------------|-------------------------------------|------------|-------------------|------------|----------------------------|------------|
| item code | item                      | cash purchase  |            | consumption out of home-grown stock |            | total consumption |            | hhs. reporting consumption |            |
|           |                           | quantity (kg@) | value (Rs) | quantity (kg@)                      | value (Rs) | quantity (kg@)    | value (Rs) | estd. no. per 1000         | sample no. |
| (1)       | (2)                       | (3)            | (4)        | (5)                                 | (6)        | (7)               | (8)        | (9)                        | (10)       |
| 391       | black pepper (gm)         | 5.74           | 0.45       | 0.00                                | 0.00       | 5.57              | 0.42       | 227                        | 275        |
| 392       | dry chillies (gm)         | 43.16          | 2.09       | 0.00                                | 0.00       | 41.67             | 2.01       | 622                        | 666        |
| 393       | garlic (gm)               | 33.76          | 1.14       | 0.28                                | 0.01       | 34.14             | 1.15       | 430                        | 434        |
| 394       | tamarind (gm)             | 1.94           | 0.05       | 0.00                                | 0.00       | 2.39              | 0.05       | 34                         | 46         |
| 395       | ginger (gm)               | 22.44          | 0.62       | 0.00                                | 0.00       | 22.44             | 0.62       | 206                        | 243        |
| 400       | tea (no. of cups)         | 11.58          | 13.45      | -                                   | -          | 12.42             | 14.53      | 687                        | 681        |
| 401       | tea: leaf (gm)            | 97.66          | 7.92       | 0.00                                | 0.00       | 98.17             | 8.05       | 845                        | 873        |
| 402       | coffee (no. of cups)      | 0.08           | 0.19       | -                                   | -          | 0.11              | 0.25       | 28                         | 20         |
| 403       | coffee powder (gm)        | 1.57           | 0.32       | 0.00                                | 0.00       | 1.62              | 0.34       | 42                         | 52         |
| 410       | biscuit and confectionery | -              | 5.95       | -                                   | 0.00       | -                 | 5.90       | 805                        | 820        |
| 411       | salted refreshments       | -              | 5.51       | -                                   | 0.00       | -                 | 5.45       | 770                        | 750        |
| 412       | prepared sweets           | -              | 4.40       | -                                   | 0.00       | -                 | 4.47       | 350                        | 305        |
| 431       | pan: finished (no.)       | 0.85           | 1.02       | 0.00                                | 0.00       | 0.85              | 1.02       | 81                         | 75         |
| 440       | bidi (no.)                | 55.57          | 5.11       | 0.00                                | 0.00       | 56.31             | 5.16       | 309                        | 231        |
| 441       | cigarettes (no.)          | 4.28           | 4.53       | 0.00                                | 0.00       | 5.43              | 4.53       | 129                        | 132        |
| 461       | firewood & chips          | 0.15           | 0.26       | 0.01                                | 0.02       | 0.21              | 0.33       | 27                         | 27         |
| 462       | electricity (st. unit)    | 10.11          | 14.34      | 0.00                                | 0.00       | 11.04             | 14.91      | 708                        | 781        |
| 463       | dung cake                 | -              | 0.19       | -                                   | 0.14       | -                 | 0.34       | 38                         | 39         |
| 464 *     | kerosene (ltr)            | 1.67           | 6.44       | 0.00                                | 0.00       | 1.67              | 6.44       | 286                        | 210        |
| 466       | matches (box)             | 2.51           | 0.90       | 0.00                                | 0.00       | 2.49              | 0.88       | 842                        | 837        |
| 472       | LPG (kg)                  | 1.96           | 12.19      | 0.00                                | 0.00       | 1.89              | 11.82      | 481                        | 596        |

@ Quantity unit kg unless otherwise specified; \* cols. 9,10 exclude consumption out of public distrn. system purchases

\$ cols. 9,10 relate to fresh fish for item 284 and gur(cane) for item 373

**Table 1: Quantity and value of cash purchase consumption out of home-grown stock; and total consumption of different items of food, pan, tobacco, intoxicants and fuel & light per person for a period of 30 days**

| Lakshadweep |                      | Urban          |            |                                     |            |                   |            |                            |            |
|-------------|----------------------|----------------|------------|-------------------------------------|------------|-------------------|------------|----------------------------|------------|
| item code   | item                 | cash purchase  |            | consumption out of home-grown stock |            | total consumption |            | hhs. reporting consumption |            |
|             |                      | quantity (kg@) | value (Rs) | quantity (kg@)                      | value (Rs) | quantity (kg@)    | value (Rs) | estd. no. per 1000         | sample no. |
| (1)         | (2)                  | (3)            | (4)        | (5)                                 | (6)        | (7)               | (8)        | (9)                        | (10)       |
| 102 *       | rice                 | 10.68          | 53.61      | 0.00                                | 0.00       | 10.57             | 53.09      | 57                         | 10         |
| 112 *       | atta                 | 0.76           | 6.20       | 0.00                                | 0.00       | 0.76              | 6.21       | 419                        | 109        |
| 190         | gram (whole grain)   | 0.10           | 1.63       | 0.00                                | 0.00       | 0.10              | 1.63       | 297                        | 66         |
| 210 *       | arhar (tur)          | 0.16           | 3.43       | 0.00                                | 0.00       | 0.16              | 3.39       | 170                        | 41         |
| 212 *       | gram (split)         | 0.00           | 0.02       | 0.00                                | 0.00       | 0.00              | 0.02       | 7                          | 2          |
| 214 *       | moong                | 0.17           | 2.91       | 0.00                                | 0.00       | 0.17              | 2.91       | 232                        | 63         |
| 220 *       | urd                  | 0.03           | 0.54       | 0.00                                | 0.00       | 0.03              | 0.54       | 95                         | 28         |
| 230         | milk: liquid (litre) | 0.35           | 3.23       | 0.04                                | 0.37       | 0.39              | 3.60       | 139                        | 30         |
| 234         | ghee                 | 0.00           | 0.02       | 0.00                                | 0.00       | 0.00              | 0.02       | 4                          | 1          |
| 240 *       | vanaspati            | 0.00           | 0.18       | 0.00                                | 0.00       | 0.00              | 0.20       | 13                         | 4          |
| 245 *       | groundnut oil        | 0.00           | 0.15       | 0.00                                | 0.00       | 0.00              | 0.15       | 7                          | 1          |
| 247 *       | coconut oil          | 0.17           | 7.35       | 0.01                                | 0.75       | 0.18              | 8.04       | 443                        | 110        |
| 255 *       | refined oil          | 0.01           | 0.23       | 0.00                                | 0.00       | 0.01              | 0.23       | 0                          | 1          |
| 270         | goat meat            | 0.03           | 1.75       | 0.00                                | 0.00       | 0.03              | 1.75       | 62                         | 15         |
| 271         | mutton               | 0.02           | 1.28       | 0.00                                | 0.00       | 0.02              | 1.28       | 49                         | 11         |
| 272         | beef                 | 0.02           | 0.65       | 0.00                                | 0.00       | 0.02              | 0.65       | 50                         | 17         |
| 280         | chicken              | 0.02           | 0.67       | 0.01                                | 0.61       | 0.03              | 1.29       | 84                         | 21         |
| 282         | eggs (no.)           | 1.78           | 2.35       | 0.58                                | 0.69       | 2.36              | 3.04       | 555                        | 131        |
| 284 \$      | fish                 | 2.03           | 39.46      | 1.22                                | 20.02      | 3.79              | 73.14      | 938                        | 223        |
| 290         | potato               | 0.28           | 1.78       | 0.00                                | 0.00       | 0.28              | 1.78       | 706                        | 166        |
| 291         | onion                | 0.37           | 2.56       | 0.00                                | 0.00       | 0.37              | 2.60       | 925                        | 222        |
| 310         | cauliflower          | 0.00           | 0.04       | 0.00                                | 0.00       | 0.00              | 0.04       | 11                         | 3          |
| 311         | cabbage              | 0.21           | 1.68       | 0.00                                | 0.00       | 0.21              | 1.68       | 611                        | 138        |
| 312         | brinjal              | 0.04           | 0.26       | 0.00                                | 0.00       | 0.04              | 0.26       | 148                        | 37         |
| 313         | lady's finger        | 0.10           | 0.69       | 0.00                                | 0.00       | 0.10              | 0.69       | 412                        | 96         |
| 314         | palak                | 0.01           | 0.05       | 0.00                                | 0.00       | 0.01              | 0.05       | 37                         | 14         |
| 317         | tomato               | 0.49           | 4.96       | 0.00                                | 0.00       | 0.49              | 4.96       | 917                        | 219        |
| 321         | chilli (green)       | 0.08           | 1.22       | 0.00                                | 0.00       | 0.08              | 1.22       | 799                        | 192        |
| 325         | lemon (no.)          | 1.33           | 0.94       | 0.00                                | 0.00       | 1.33              | 0.94       | 417                        | 104        |
| 340         | banana (no.)         | 2.87           | 3.27       | 0.00                                | 0.00       | 2.87              | 3.27       | 565                        | 148        |
| 344         | coconut (no.)        | 1.00           | 2.44       | 11.14                               | 28.83      | 12.65             | 32.43      | 953                        | 228        |
| 350         | mango                | 0.01           | 0.17       | 0.00                                | 0.00       | 0.01              | 0.17       | 45                         | 10         |
| 355         | apple                | 0.03           | 0.47       | 0.00                                | 0.00       | 0.03              | 0.47       | 81                         | 27         |
| 361         | groundnut            | 0.00           | 0.04       | 0.00                                | 0.00       | 0.00              | 0.04       | 12                         | 4          |
| 370 *       | sugar (crystal)      | 2.56           | 29.45      | 0.00                                | 0.00       | 2.63              | 30.18      | 896                        | 215        |
| 373 \$      | gur                  | 0.03           | 0.29       | 0.00                                | 0.00       | 0.03              | 0.32       | 34                         | 11         |
| 390         | turmeric (gm)        | 18.01          | 0.58       | 0.00                                | 0.00       | 26.20             | 0.83       | 862                        | 205        |
| 391         | black pepper (gm)    | 9.83           | 0.42       | 0.00                                | 0.00       | 11.64             | 0.48       | 355                        | 86         |
| 392         | dry chillies (gm)    | 103.94         | 4.19       | 0.00                                | 0.00       | 147.90            | 5.87       | 963                        | 229        |

@ Quantity unit kg unless otherwise specified; \* cols. 9,10 exclude consumption out of public distn. system purchases  
\$ cols. 9,10 relate to fresh fish for item 284 and gur(cane) for item 373



**Table 1: Quantity and value of cash purchase consumption out of home-grown stock; and total consumption of different items of food, pan, tobacco, intoxicants and fuel & light per person for a period of 30 days**

| Lakshadweep |                           | Urban          |            |                                     |            |                   |            |                            |            |
|-------------|---------------------------|----------------|------------|-------------------------------------|------------|-------------------|------------|----------------------------|------------|
| item code   | item                      | cash purchase  |            | consumption out of home-grown stock |            | total consumption |            | hhs. reporting consumption |            |
|             |                           | quantity (kg@) | value (Rs) | quantity (kg@)                      | value (Rs) | quantity (kg@)    | value (Rs) | estd. no. per 1000         | sample no. |
| (1)         | (2)                       | (3)            | (4)        | (5)                                 | (6)        | (7)               | (8)        | (9)                        | (10)       |
| 393         | garlic (gm)               | 20.27          | 0.46       | 0.00                                | 0.00       | 30.20             | 0.63       | 701                        | 163        |
| 394         | tamarind (gm)             | 28.98          | 0.44       | 0.00                                | 0.00       | 39.34             | 0.59       | 490                        | 110        |
| 395         | ginger (gm)               | 15.60          | 0.26       | 0.00                                | 0.00       | 19.59             | 0.31       | 469                        | 114        |
| 400         | tea (no. of cups)         | 3.94           | 3.93       | -                                   | -          | 4.01              | 3.96       | 477                        | 113        |
| 401         | tea: leaf (gm)            | 166.51         | 10.79      | 0.00                                | 0.00       | 208.38            | 13.32      | 963                        | 229        |
| 402         | coffee (no. of cups)      | 0.03           | 0.03       | -                                   | -          | 0.03              | 0.03       | 7                          | 1          |
| 403         | coffee powder (gm)        | 3.30           | 0.21       | 0.00                                | 0.00       | 4.74              | 0.29       | 120                        | 26         |
| 410         | biscuit and confectionery | -              | 4.80       | -                                   | 0.00       | -                 | 4.82       | 576                        | 143        |
| 411         | salted refreshments       | -              | 3.03       | -                                   | 0.00       | -                 | 3.04       | 320                        | 94         |
| 412         | prepared sweets           | -              | 0.32       | -                                   | 0.00       | -                 | 0.32       | 44                         | 11         |
| 431         | pan: finished (no.)       | 0.00           | 0.00       | 0.00                                | 0.00       | 0.01              | 0.02       | 4                          | 1          |
| 440         | bidi (no.)                | 42.80          | 4.11       | 0.00                                | 0.00       | 43.12             | 4.11       | 406                        | 89         |
| 441         | cigarettes (no.)          | 4.77           | 2.80       | 0.00                                | 0.00       | 4.77              | 2.80       | 282                        | 73         |
| 461         | firewood & chips          | 0.30           | 0.17       | 28.52                               | 25.03      | 32.99             | 28.09      | 874                        | 209        |
| 462         | electricity (st. unit)    | 12.80          | 9.86       | 0.00                                | 0.00       | 12.80             | 9.86       | 972                        | 235        |
| 464 *       | kerosene (ltr)            | 0.67           | 2.51       | 0.00                                | 0.00       | 0.67              | 2.51       | 23                         | 3          |
| 466         | matches (box)             | 1.97           | 0.64       | 0.00                                | 0.00       | 1.97              | 0.64       | 974                        | 233        |
| 472         | LPG (kg)                  | 0.20           | 1.43       | 0.00                                | 0.00       | 0.21              | 1.47       | 84                         | 22         |

@ Quantity unit kg unless otherwise specified; \* cols. 9,10 exclude consumption out of public distn. system purchases  
\$ cols. 9,10 relate to fresh fish for item 284 and gur(cane) for item 373

Table 1: Quantity and value of cash purchase consumption out of home-grown stock; and total consumption of different items of food, pan, tobacco, intoxicants and fuel &amp; light per person for a period of 30 days

| Pondicherry |                      | Urban          |            |                                     |            |                   |            |                            |            |
|-------------|----------------------|----------------|------------|-------------------------------------|------------|-------------------|------------|----------------------------|------------|
| item code   | item                 | cash purchase  |            | consumption out of home-grown stock |            | total consumption |            | hhs. reporting consumption |            |
|             |                      | quantity (kg@) | value (Rs) | quantity (kg@)                      | value (Rs) | quantity (kg@)    | value (Rs) | estd. no. per 1000         | sample no. |
| (1)         | (2)                  | (3)            | (4)        | (5)                                 | (6)        | (7)               | (8)        | (9)                        | (10)       |
| 102 *       | rice                 | 9.68           | 75.09      | 0.10                                | 0.81       | 9.56              | 73.46      | 885                        | 289        |
| 112 *       | atta                 | 0.07           | 0.53       | 0.00                                | 0.00       | 0.41              | 2.07       | 241                        | 78         |
| 190         | gram (whole grain)   | 0.01           | 0.21       | 0.00                                | 0.00       | 0.01              | 0.21       | 73                         | 18         |
| 210 *       | arhar (tur)          | 0.33           | 7.55       | 0.00                                | 0.00       | 0.33              | 7.45       | 863                        | 282        |
| 212 *       | gram (split)         | 0.10           | 2.16       | 0.00                                | 0.00       | 0.09              | 2.09       | 504                        | 171        |
| 214 *       | moong                | 0.07           | 1.21       | 0.00                                | 0.00       | 0.07              | 1.20       | 375                        | 123        |
| 216 *       | masur                | 0.00           | 0.03       | 0.00                                | 0.00       | 0.00              | 0.02       | 11                         | 4          |
| 220 *       | urd                  | 0.30           | 3.94       | 0.00                                | 0.02       | 0.30              | 3.90       | 732                        | 239        |
| 230         | milk: liquid (litre) | 3.98           | 28.37      | 0.15                                | 1.00       | 4.10              | 29.09      | 805                        | 264        |
| 234         | ghee                 | 0.00           | 0.27       | 0.00                                | 0.00       | 0.00              | 0.21       | 53                         | 16         |
| 240 *       | vanaspati            | 0.00           | 0.18       | 0.00                                | 0.00       | 0.00              | 0.18       | 46                         | 16         |
| 243 *       | mustard oil          | 0.00           | 0.03       | 0.00                                | 0.00       | 0.00              | 0.03       | 3                          | 1          |
| 245 *       | groundnut oil        | 0.31           | 10.46      | 0.00                                | 0.00       | 0.30              | 10.18      | 711                        | 231        |
| 247 *       | coconut oil          | 0.05           | 2.20       | 0.00                                | 0.00       | 0.05              | 2.18       | 149                        | 44         |
| 255 *       | refined oil          | 0.02           | 0.88       | 0.00                                | 0.00       | 0.02              | 0.71       | 57                         | 30         |
| 270         | goat meat            | 0.11           | 6.58       | 0.00                                | 0.00       | 0.11              | 6.59       | 392                        | 138        |
| 271         | mutton               | 0.01           | 0.66       | 0.00                                | 0.00       | 0.01              | 0.66       | 60                         | 20         |
| 280         | chicken              | 0.03           | 1.23       | 0.00                                | 0.08       | 0.03              | 1.32       | 118                        | 43         |
| 282         | eggs (no.)           | 1.78           | 1.94       | 0.11                                | 0.13       | 1.90              | 2.07       | 417                        | 134        |
| 284 \$      | fish                 | 0.71           | 9.95       | 0.00                                | 0.00       | 0.71              | 9.95       | 714                        | 232        |
| 290         | potato               | 0.35           | 2.01       | 0.00                                | 0.00       | 0.35              | 2.01       | 874                        | 283        |
| 291         | onion                | 0.47           | 3.12       | 0.00                                | 0.00       | 0.47              | 3.13       | 894                        | 292        |
| 310         | cauliflower          | 0.01           | 0.12       | 0.00                                | 0.00       | 0.01              | 0.12       | 59                         | 24         |
| 311         | cabbage              | 0.18           | 1.06       | 0.00                                | 0.00       | 0.18              | 1.06       | 686                        | 221        |
| 312         | brinjal              | 0.27           | 1.76       | 0.00                                | 0.00       | 0.27              | 1.77       | 725                        | 246        |
| 313         | lady's finger        | 0.17           | 1.12       | 0.00                                | 0.00       | 0.17              | 1.12       | 806                        | 266        |
| 314         | palak                | 0.01           | 0.03       | 0.00                                | 0.00       | 0.01              | 0.03       | 18                         | 8          |
| 317         | tomato               | 0.54           | 3.39       | 0.00                                | 0.00       | 0.54              | 3.44       | 893                        | 289        |
| 321         | chilli (green)       | 0.08           | 0.89       | 0.00                                | 0.00       | 0.09              | 0.89       | 886                        | 289        |
| 325         | lemon (no.)          | 0.40           | 0.18       | 0.00                                | 0.00       | 0.40              | 0.25       | 188                        | 63         |
| 340         | banana (no.)         | 3.89           | 2.31       | 0.00                                | 0.00       | 3.93              | 2.33       | 684                        | 215        |
| 344         | coconut (no.)        | 0.84           | 3.38       | 0.71                                | 2.16       | 1.61              | 5.75       | 804                        | 261        |
| 350         | mango                | 0.02           | 0.11       | 0.00                                | 0.00       | 0.02              | 0.11       | 22                         | 10         |
| 355         | apple                | 0.12           | 0.97       | 0.00                                | 0.00       | 0.12              | 0.97       | 195                        | 65         |
| 361         | groundnut            | 0.00           | 0.01       | 0.00                                | 0.00       | 0.00              | 0.01       | 2                          | 1          |
| 370 *       | sugar (crystal)      | 0.74           | 8.04       | 0.00                                | 0.00       | 0.74              | 7.93       | 686                        | 226        |
| 373 \$      | gur                  | 0.03           | 0.38       | 0.00                                | 0.00       | 0.03              | 0.37       | 104                        | 38         |
| 390         | turmeric (gm)        | 19.50          | 0.85       | 0.00                                | 0.00       | 20.06             | 0.85       | 862                        | 276        |

@ Quantity unit kg unless otherwise specified; \* cols. 9,10 exclude consumption out of public distrn. system purchases  
\$ cols. 9,10 relate to fresh fish for item 284 and gur(cane) for item 373

**Table 1: Quantity and value of cash purchase consumption out of home-grown stock; and total consumption of different items of food, pan, tobacco, intoxicants and fuel & light per person for a period of 30 days**

| Pondicherry |                           | Urban          |            |                                     |            |                   |            |                            |            |
|-------------|---------------------------|----------------|------------|-------------------------------------|------------|-------------------|------------|----------------------------|------------|
| item code   | item                      | cash purchase  |            | consumption out of home-grown stock |            | total consumption |            | hhs. reporting consumption |            |
|             |                           | quantity (kg@) | value (Rs) | quantity (kg@)                      | value (Rs) | quantity (kg@)    | value (Rs) | estd. no. per 1000         | sample no. |
| (1)         | (2)                       | (3)            | (4)        | (5)                                 | (6)        | (7)               | (8)        | (9)                        | (10)       |
| 391         | black pepper (gm)         | 11.66          | 0.80       | 0.34                                | 0.01       | 11.79             | 0.75       | 693                        | 229        |
| 392         | dry chillies (gm)         | 107.50         | 2.54       | 0.00                                | 0.00       | 105.41            | 2.49       | 836                        | 267        |
| 393         | garlic (gm)               | 32.56          | 0.92       | 0.00                                | 0.00       | 30.26             | 0.88       | 662                        | 218        |
| 394         | tamarind (gm)             | 161.85         | 2.91       | 0.00                                | 0.00       | 176.75            | 3.13       | 875                        | 287        |
| 395         | ginger (gm)               | 13.07          | 0.28       | 0.00                                | 0.00       | 12.76             | 0.27       | 375                        | 131        |
| 400         | tea (no. of cups)         | 5.07           | 5.26       | -                                   | -          | 5.29              | 5.42       | 493                        | 158        |
| 401         | tea: leaf (gm)            | 31.24          | 2.50       | 0.00                                | 0.00       | 31.17             | 2.50       | 498                        | 158        |
| 402         | coffee (no. of cups)      | 0.32           | 0.43       | -                                   | -          | 0.42              | 0.54       | 56                         | 17         |
| 403         | coffee powder (gm)        | 33.94          | 2.75       | 0.00                                | 0.00       | 33.13             | 2.68       | 531                        | 181        |
| 410         | biscuit and confectionery | -              | 2.24       | -                                   | 0.00       | -                 | 2.24       | 446                        | 137        |
| 411         | salted refreshments       | -              | 1.39       | -                                   | 0.00       | -                 | 1.40       | 307                        | 105        |
| 412         | prepared sweets           | -              | 0.95       | -                                   | 0.00       | -                 | 1.01       | 181                        | 60         |
| 440         | bidi (no.)                | 7.33           | 0.79       | 0.00                                | 0.00       | 7.33              | 0.79       | 131                        | 40         |
| 441         | cigarettes (no.)          | 2.40           | 1.29       | 0.00                                | 0.00       | 2.40              | 1.29       | 109                        | 38         |
| 461         | firewood & chips          | 4.87           | 5.40       | 2.24                                | 1.22       | 7.92              | 7.21       | 620                        | 185        |
| 462         | electricity (st. unit)    | 10.96          | 6.50       | 0.00                                | 0.00       | 11.02             | 6.53       | 698                        | 239        |
| 463         | dung cake                 | -              | 0.21       | -                                   | 0.01       | -                 | 0.21       | 123                        | 39         |
| 464 *       | kerosene (ltr)            | 1.77           | 6.42       | 0.00                                | 0.00       | 1.74              | 6.31       | 242                        | 82         |
| 466         | matches (box)             | 1.59           | 0.48       | 0.00                                | 0.00       | 1.56              | 0.47       | 924                        | 298        |
| 472         | LPG (kg)                  | 0.65           | 4.44       | 0.00                                | 0.00       | 0.62              | 4.15       | 197                        | 76         |

@ Quantity unit kg unless otherwise specified; \* cols. 9,10 exclude consumption out of public distn. system purchases  
\$ cols. 9,10 relate to fresh fish for item 284 and gur(cane) for item 373

**Table (6): Expenditure (Rs) on items of educational, medical and miscellaneous goods & services per person for a period of 30 days for each monthly per capita expenditure class**

| item                              | monthly per capita expenditure class (Rs) |              |              |              |              |              |              |              |              |              |               |               |                              | RURAL                      |              |
|-----------------------------------|---|--------------|--------------|--------------|--------------|--------------|--------------|--------------|--------------|--------------|---------------|---------------|------------------------------|----------------------------|--------------|
|                                   | <120                                      | 120-140      | 140-165      | 165-190      | 190-210      | 210-235      | 235-265      | 265-300      | 300-355      | 355-455      | 455-560       | 560 or more   | all                          | hhs. reporting consumption |              |
|                                   |   |              |              |              |              |              |              |              |              |              |               |               |                              | estd. no. per 1000         | sample no.   |
| (1)                               | (2)                                       | (3)          | (4)          | (5)          | (6)          | (7)          | (8)          | (9)          | (10)         | (11)         | (12)          | (13)          | (14)                         | (15)                       | (16)         |
| <b>all-India [50th round]</b>     |   |              |              |              |              |              |              |              |              |              |               |               | No. of sample villages: 6951 |                            |              |
| amusement                         | 0.12                                      | 0.20         | 0.28         | 0.43         | 0.49         | 0.60         | 0.75         | 0.92         | 1.07         | 1.40         | 1.97          | 3.58          | 0.89                         | 208                        | 14429        |
| goods personal care               | 0.07                                      | 0.14         | 0.18         | 0.20         | 0.27         | 0.40         | 0.37         | 0.55         | 0.67         | 0.85         | 1.32          | 2.32          | 0.54                         | 109                        | 9573         |
| toilet articles                   | 2.33                                      | 3.09         | 3.62         | 4.27         | 4.80         | 5.41         | 6.12         | 6.85         | 7.81         | 9.21         | 11.17         | 24.06         | 6.86                         | 965                        | 66773        |
| sundry articles                   | 2.31                                      | 2.94         | 3.46         | 3.95         | 4.49         | 5.07         | 5.62         | 6.39         | 7.26         | 8.86         | 10.61         | 14.77         | 6.05                         | 985                        | 67984        |
| <b>misc. consumer goods</b>       | <b>4.83</b>                               | <b>6.36</b>  | <b>7.53</b>  | <b>8.86</b>  | <b>10.05</b> | <b>11.47</b> | <b>12.85</b> | <b>14.72</b> | <b>16.80</b> | <b>20.32</b> | <b>25.07</b>  | <b>44.73</b>  | <b>14.34</b>                 | <b>993</b>                 | <b>68544</b> |
| consumer services                 | 2.35                                      | 2.84         | 3.17         | 3.55         | 3.98         | 4.65         | 5.08         | 6.03         | 7.45         | 9.82         | 14.28         | 33.18         | 7.01                         | 890                        | 60500        |
| conveyance                        | 1.01                                      | 1.24         | 1.63         | 2.27         | 2.78         | 3.42         | 4.41         | 5.55         | 7.18         | 10.90        | 16.59         | 38.03         | 6.67                         | 567                        | 40976        |
| <b>misc. consumer services</b>    | <b>3.36</b>                               | <b>4.08</b>  | <b>4.80</b>  | <b>5.81</b>  | <b>6.76</b>  | <b>8.06</b>  | <b>9.49</b>  | <b>11.57</b> | <b>14.63</b> | <b>20.72</b> | <b>30.87</b>  | <b>71.20</b>  | <b>13.68</b>                 | <b>931</b>                 | <b>63868</b> |
| rent                              | 0.04                                      | 0.07         | 0.07         | 0.17         | 0.16         | 0.29         | 0.35         | 0.53         | 1.00         | 1.35         | 3.19          | 9.09          | 1.01                         | 51                         | 3901         |
| consumer tax & cesses             | 0.09                                      | 0.11         | 0.11         | 0.14         | 0.16         | 0.20         | 0.26         | 0.31         | 0.34         | 0.54         | 0.66          | 1.26          | 0.31                         | 242                        | 15188        |
| <b>misc. goods &amp; services</b> | <b>8.31</b>                               | <b>10.63</b> | <b>12.52</b> | <b>14.98</b> | <b>17.14</b> | <b>20.02</b> | <b>22.95</b> | <b>27.13</b> | <b>32.77</b> | <b>42.93</b> | <b>59.78</b>  | <b>126.28</b> | <b>29.35</b>                 | <b>994</b>                 | <b>68638</b> |
| educational expenses              | 0.45                                      | 0.81         | 0.98         | 1.42         | 1.68         | 2.32         | 2.70         | 3.66         | 4.89         | 7.15         | 11.38         | 19.10         | 4.07                         | 492                        | 37375        |
| medical : non-instnl              | 2.19                                      | 3.44         | 4.49         | 5.77         | 7.11         | 8.03         | 9.84         | 12.93        | 15.15        | 21.07        | 28.72         | 51.61         | 12.76                        | 540                        | 37095        |
| medical : instnl.                 | 0.09                                      | 0.09         | 0.23         | 0.22         | 0.31         | 0.42         | 0.68         | 0.68         | 1.65         | 2.34         | 5.02          | 31.98         | 2.52                         | 93                         | 7177         |
| <b>medical:total</b>              | <b>2.28</b>                               | <b>3.53</b>  | <b>4.71</b>  | <b>5.99</b>  | <b>7.42</b>  | <b>8.45</b>  | <b>10.52</b> | <b>13.61</b> | <b>16.81</b> | <b>23.41</b> | <b>33.74</b>  | <b>83.59</b>  | <b>15.28</b>                 | <b>599</b>                 | <b>41543</b> |
| <b>total</b>                      | <b>11.04</b>                              | <b>14.96</b> | <b>18.21</b> | <b>22.39</b> | <b>26.24</b> | <b>30.80</b> | <b>36.18</b> | <b>44.40</b> | <b>54.47</b> | <b>73.48</b> | <b>104.89</b> | <b>228.98</b> | <b>48.70</b>                 | <b>995</b>                 | <b>68710</b> |
| sample households                 | 2286                                      | 2569         | 4632         | 5869         | 5010         | 6249         | 7109         | 6917         | 8428         | 8907         | 4736          | 6494          | 69206                        | X                          | X            |

**Table (6): Expenditure (Rs) on items of educational, medical and miscellaneous goods & services per person for a period of 30 days for each monthly per capita expenditure class**

| item                           | monthly per capita expenditure class (Rs) |              |              |              |              |              |              |               |               |               |               |               |               | URBAN<br>hhs. reporting consumption |              |
|--------------------------------|---|--------------|--------------|--------------|--------------|--------------|--------------|---------------|---------------|---------------|---------------|---------------|---------------|-------------------------------------|--------------|
|                                | <160                                      | 160-190      | 190-230      | 230-265      | 265-310      | 310-355      | 355-410      | 410-490       | 490-605       | 605-825       | 825-1055      | 1055 or more  | all           | estd. no. per 1000                  | sample no.   |
| (1)                            | (2)                                       | (3)          | (4)          | (5)          | (6)          | (7)          | (8)          | (9)           | (10)          | (11)          | (12)          | (13)          | (14)          | (15)                                | (16)         |
| <b>all-India</b>               |   |              |              |              |              |              |              |               |               |               |               |               |               | No. of sample blocks: 4650          |              |
| amusement                      | 0.45                                      | 0.72         | 0.99         | 1.25         | 1.58         | 1.83         | 2.05         | 2.89          | 3.42          | 4.93          | 7.37          | 14.95         | 3.06          | 376                                 | 17491        |
| goods personal care            | 0.16                                      | 0.15         | 0.21         | 0.26         | 0.37         | 0.61         | 0.71         | 0.90          | 1.31          | 1.96          | 3.37          | 6.08          | 1.12          | 134                                 | 7350         |
| toilet articles                | 3.85                                      | 5.54         | 6.59         | 7.69         | 9.08         | 10.72        | 12.25        | 13.85         | 16.46         | 19.73         | 25.03         | 32.68         | 13.01         | 986                                 | 45582        |
| sundry articles                | 3.31                                      | 4.38         | 5.22         | 6.29         | 7.08         | 8.34         | 9.23         | 10.78         | 12.61         | 15.47         | 19.33         | 25.50         | 10.14         | 985                                 | 45426        |
| <b>misc. consumer goods</b>    | <b>7.77</b>                               | <b>10.77</b> | <b>13.02</b> | <b>15.50</b> | <b>18.12</b> | <b>21.50</b> | <b>24.24</b> | <b>28.42</b>  | <b>33.80</b>  | <b>42.08</b>  | <b>55.10</b>  | <b>79.21</b>  | <b>27.33</b>  | <b>994</b>                          | <b>45889</b> |
| consumer services              | 3.19                                      | 3.84         | 4.48         | 5.10         | 5.88         | 7.07         | 8.99         | 10.87         | 15.96         | 24.24         | 41.30         | 97.08         | 15.41         | 927                                 | 42632        |
| conveyance                     | 1.64                                      | 2.38         | 2.92         | 4.21         | 6.41         | 8.82         | 12.45        | 17.26         | 25.22         | 43.12         | 64.17         | 116.76        | 21.20         | 671                                 | 31231        |
| <b>misc. consumer services</b> | <b>4.83</b>                               | <b>6.22</b>  | <b>7.39</b>  | <b>9.31</b>  | <b>12.29</b> | <b>15.89</b> | <b>21.44</b> | <b>28.13</b>  | <b>41.18</b>  | <b>67.35</b>  | <b>105.47</b> | <b>213.83</b> | <b>36.61</b>  | <b>959</b>                          | <b>44342</b> |
| rent                           | 1.16                                      | 2.47         | 3.90         | 5.34         | 7.39         | 9.67         | 13.00        | 17.54         | 27.44         | 35.43         | 50.60         | 88.15         | 19.06         | 364                                 | 16455        |
| consumer tax & cesss           | 0.54                                      | 0.42         | 0.70         | 0.90         | 1.13         | 1.35         | 1.80         | 2.18          | 2.90          | 5.00          | 7.05          | 12.05         | 2.59          | 343                                 | 16022        |
| <b>misc. goods services</b>    | <b>14.30</b>                              | <b>19.87</b> | <b>25.01</b> | <b>31.05</b> | <b>38.93</b> | <b>48.41</b> | <b>60.47</b> | <b>76.27</b>  | <b>105.32</b> | <b>149.86</b> | <b>218.22</b> | <b>393.25</b> | <b>85.58</b>  | <b>996</b>                          | <b>45954</b> |
| educational expenses           | 1.16                                      | 1.99         | 3.36         | 4.44         | 6.74         | 9.35         | 11.95        | 15.81         | 23.69         | 32.06         | 46.49         | 125.53        | 19.41         | 527                                 | 25500        |
| medical : non-instnl           | 3.88                                      | 5.69         | 6.21         | 8.15         | 9.65         | 11.64        | 13.97        | 17.31         | 19.84         | 25.07         | 29.22         | 47.01         | 15.51         | 516                                 | 23993        |
| medical:institutinal           | 0.09                                      | 0.26         | 0.45         | 0.32         | 0.72         | 1.30         | 1.03         | 1.94          | 3.11          | 6.69          | 15.70         | 65.72         | 5.54          | 36                                  | 1538         |
| <b>medical:total</b>           | <b>3.96</b>                               | <b>5.95</b>  | <b>6.65</b>  | <b>8.47</b>  | <b>10.37</b> | <b>12.93</b> | <b>15.01</b> | <b>19.25</b>  | <b>22.96</b>  | <b>31.76</b>  | <b>44.92</b>  | <b>112.73</b> | <b>21.05</b>  | <b>544</b>                          | <b>25122</b> |
| <b>total</b>                   | <b>19.42</b>                              | <b>27.82</b> | <b>35.02</b> | <b>43.96</b> | <b>56.04</b> | <b>70.70</b> | <b>87.43</b> | <b>111.33</b> | <b>151.97</b> | <b>213.69</b> | <b>309.63</b> | <b>631.51</b> | <b>126.03</b> | <b>996</b>                          | <b>45979</b> |
| sample households              | 1502                                      | 1529         | 3175         | 3342         | 4331         | 3933         | 4365         | 4968          | 5163          | 5817          | 2946          | 5077          | 46148         | X                                   | X            |

**Table (7): Per 1000 distribution of households, persons & consumer units, number of adult males, adult females, children, total persons and total consumer units per 1000 households for each fractile group**

| fractile group                | households  | persons     | consumer units | no. per 1000 households      |             |            |            |             |                | sample hhs.  | sample persons |
|-------------------------------|-------------|-------------|----------------|------------------------------|-------------|------------|------------|-------------|----------------|--------------|----------------|
|                               |             |             |                | adult                        |             | child      |            | persons     | consumer units |              |                |
|                               |             |             |                | male                         | female      | male       | female     |             |                |              |                |
| (1)                           | (2)         | (3)         | (4)            | (5)                          | (6)         | (7)        | (8)        | (9)         | (10)           | (11)         | (12)           |
| <b>all-India [50th round]</b> |             |             |                | no. of sample villages: 6951 |             |            |            |             |                |              |                |
| 0 - 5                         | 43          | 50          | 49             | 1357                         | 1499        | 1400       | 1423       | 5679        | 4433           | 2401         | 13783          |
| 5 - 10                        | 44          | 50          | 49             | 1457                         | 1518        | 1388       | 1243       | 5606        | 4428           | 2465         | 14049          |
| 10 - 20                       | 89          | 100         | 99             | 1519                         | 1561        | 1273       | 1169       | 5522        | 4375           | 5074         | 28668          |
| 20 - 30                       | 90          | 100         | 99             | 1571                         | 1579        | 1206       | 1081       | 5438        | 4335           | 5246         | 29537          |
| 30 - 40                       | 94          | 100         | 100            | 1581                         | 1561        | 1081       | 994        | 5217        | 4181           | 5751         | 31466          |
| 40 - 50                       | 97          | 100         | 100            | 1587                         | 1551        | 1008       | 890        | 5035        | 4035           | 6212         | 33198          |
| 50 - 60                       | 100         | 100         | 100            | 1601                         | 1555        | 935        | 827        | 4918        | 3962           | 6708         | 35327          |
| 60 - 70                       | 101         | 100         | 101            | 1629                         | 1552        | 893        | 769        | 4843        | 3913           | 6998         | 36276          |
| 70 - 80                       | 107         | 100         | 101            | 1577                         | 1521        | 792        | 696        | 4586        | 3708           | 7884         | 39883          |
| 80 - 90                       | 111         | 100         | 101            | 1583                         | 1491        | 730        | 610        | 4413        | 3572           | 9047         | 44330          |
| 90 - 95                       | 59          | 50          | 51             | 1555                         | 1431        | 629        | 563        | 4178        | 3397           | 4982         | 23485          |
| 95 - 100                      | 67          | 50          | 51             | 1494                         | 1287        | 495        | 403        | 3679        | 3012           | 6438         | 26287          |
| <b>all classes</b>            | <b>1000</b> | <b>1000</b> | <b>1000</b>    | <b>1559</b>                  | <b>1518</b> | <b>960</b> | <b>858</b> | <b>4896</b> | <b>3929</b>    | <b>69206</b> | <b>356289</b>  |
| estd. no.(00)                 | 1194669     | 5848894     | 4693610        | 1863029                      | 1813013     | 1147341    | 1025511    | 5848894     | 4693610        | X            | X              |
| sample no.                    | 69206       | 356289      | 286477         | 115250                       | 111637      | 68272      | 61130      | X           | X              | X            | X              |

**Table (7): Per 1000 distribution of households, persons & consumer units, number of adult males, adult females, children, total persons and total consumer units per 1000 households for each fractile group**

| fractile group                | households  | persons     | consumer units | no. per 1000 households    |             |            |            |             |                | sample hhs.  | Urban persons |
|-------------------------------|-------------|-------------|----------------|----------------------------|-------------|------------|------------|-------------|----------------|--------------|---------------|
|                               |             |             |                | adult                      |             | child      |            | persons     | consumer units |              |               |
|                               |             |             |                | male                       | female      | male       | female     |             |                |              |               |
| (1)                           | (2)         | (3)         | (4)            | (5)                        | (6)         | (7)        | (8)        | (9)         | (10)           | (11)         | (12)          |
| <b>all-India [50th round]</b> |             |             |                | No. of sample blocks: 4650 |             |            |            |             |                |              |               |
| 0 - 5                         | 39          | 50          | 49             | 1399                       | 1488        | 1388       | 1362       | 5637        | 4468           | 1519         | 9185          |
| 5 - 10                        | 38          | 50          | 49             | 1572                       | 1625        | 1304       | 1316       | 5817        | 4634           | 1532         | 9130          |
| 10 - 20                       | 81          | 100         | 99             | 1633                       | 1629        | 1146       | 1100       | 5507        | 4427           | 3384         | 19513         |
| 20 - 30                       | 85          | 100         | 99             | 1623                       | 1575        | 1074       | 964        | 5236        | 4229           | 3786         | 20526         |
| 30 - 40                       | 87          | 100         | 100            | 1709                       | 1585        | 948        | 852        | 5094        | 4142           | 3955         | 20655         |
| 40 - 50                       | 89          | 100         | 99             | 1707                       | 1600        | 879        | 795        | 4981        | 4053           | 3944         | 19660         |
| 50 - 60                       | 95          | 100         | 101            | 1669                       | 1528        | 799        | 727        | 4723        | 3858           | 4262         | 20477         |
| 60 - 70                       | 102         | 100         | 101            | 1638                       | 1449        | 675        | 600        | 4362        | 3574           | 4677         | 21332         |
| 70 - 80                       | 112         | 100         | 101            | 1519                       | 1329        | 595        | 528        | 3971        | 3266           | 5152         | 21391         |
| 80 - 90                       | 124         | 100         | 101            | 1474                       | 1233        | 485        | 394        | 3586        | 2963           | 5675         | 21052         |
| 90 - 95                       | 69          | 50          | 51             | 1395                       | 1093        | 405        | 329        | 3222        | 2679           | 3062         | 10292         |
| 95 - 100                      | 77          | 50          | 51             | 1270                       | 1025        | 341        | 249        | 2886        | 2394           | 5200         | 15035         |
| <b>all classes</b>            | <b>1000</b> | <b>1000</b> | <b>1000</b>    | <b>1561</b>                | <b>1418</b> | <b>776</b> | <b>701</b> | <b>4455</b> | <b>3630</b>    | <b>46148</b> | <b>208248</b> |
| estd. no.(00)                 | 432603      | 1927372     | 1570557        | 675139                     | 613339      | 335786     | 303109     | 1927372     | 1570557        | X            | X             |
| sample no.                    | 46148       | 208248      | 169769         | 73631                      | 67584       | 35418      | 31615      | X           | X              | X            | X             |

Table 8: Value (Rs) of consumption of broad groups of food &amp; non-food items per person for a period of 30 days for each fractile group

| item                           | fractile group |        |         |         |         |         |         |         |         |         |         |          | Rural                        |                            |                    |
|--------------------------------|----------------|--------|---------|---------|---------|---------|---------|---------|---------|---------|---------|----------|------------------------------|----------------------------|--------------------|
|                                | 0 - 5          | 5 - 10 | 10 - 20 | 20 - 30 | 30 - 40 | 40 - 50 | 50 - 60 | 60 - 70 | 70 - 80 | 80 - 90 | 90 - 95 | 95 - 100 | all                          | hhs. reporting consumption |                    |
|                                | (1)            | (2)    | (3)     | (4)     | (5)     | (6)     | (7)     | (8)     | (9)     | (10)    | (11)    | (12)     | (13)                         | (14)                       | estd. no. per 1000 |
|                                | all-India      |        |         |         |         |         |         |         |         |         |         |          | no. of sample villages: 6951 |                            |                    |
| 1 cereals                      | 40.85          | 51.96  | 57.89   | 62.51   | 67.12   | 68.42   | 71.20   | 73.36   | 75.82   | 76.13   | 79.07   | 85.83    | 68.13                        | 989                        | 68598              |
| 2 gram                         | 0.09           | 0.16   | 0.17    | 0.26    | 0.34    | 0.42    | 0.54    | 0.55    | 0.72    | 0.92    | 1.14    | 1.68     | 0.54                         | 141                        | 11058              |
| 3 cereal substitute            | 0.10           | 0.11   | 0.10    | 0.13    | 0.17    | 0.24    | 0.22    | 0.30    | 0.37    | 0.51    | 0.54    | 0.74     | 0.28                         | 75                         | 5544               |
| 4 pulses & products            | 5.17           | 6.38   | 7.29    | 8.27    | 8.89    | 9.92    | 10.60   | 11.45   | 12.64   | 14.01   | 16.28   | 20.54    | 10.72                        | 967                        | 66699              |
| 5 milk & milk products         | 2.42           | 4.79   | 7.29    | 10.52   | 13.74   | 18.16   | 23.03   | 28.37   | 36.54   | 49.26   | 65.42   | 87.86    | 26.72                        | 696                        | 49351              |
| 6 edible oil                   | 5.22           | 6.69   | 7.81    | 9.01    | 10.07   | 11.20   | 12.36   | 13.54   | 14.94   | 17.14   | 18.80   | 25.69    | 12.43                        | 978                        | 67358              |
| 7 meat, egg & fish             | 2.04           | 3.08   | 4.35    | 5.55    | 6.79    | 7.79    | 9.14    | 10.27   | 11.87   | 14.56   | 17.04   | 24.54    | 9.37                         | 564                        | 41670              |
| 8 vegetables                   | 7.80           | 10.07  | 11.62   | 13.17   | 14.56   | 15.60   | 17.25   | 18.66   | 20.09   | 22.47   | 25.02   | 30.48    | 17.01                        | 989                        | 68583              |
| 9 fruits (fresh)               | 0.56           | 0.88   | 1.19    | 1.57    | 2.01    | 2.64    | 3.11    | 4.05    | 5.10    | 7.25    | 9.83    | 15.71    | 4.04                         | 635                        | 45765              |
| 10 fruits (dry)                | 0.24           | 0.20   | 0.31    | 0.39    | 0.43    | 0.58    | 0.65    | 0.77    | 0.98    | 1.33    | 1.98    | 3.60     | 0.85                         | 188                        | 12412              |
| 11 sugar                       | 2.77           | 3.55   | 4.36    | 5.32    | 6.10    | 7.15    | 8.11    | 9.29    | 10.66   | 13.12   | 15.39   | 21.43    | 8.57                         | 905                        | 63169              |
| 12 salt                        | 0.38           | 0.41   | 0.45    | 0.47    | 0.49    | 0.50    | 0.53    | 0.53    | 0.57    | 0.59    | 0.62    | 0.73     | 0.52                         | 988                        | 68498              |
| 13 spices                      | 3.55           | 4.22   | 4.78    | 5.43    | 5.90    | 6.39    | 6.92    | 7.33    | 8.10    | 8.98    | 10.05   | 12.66    | 6.91                         | 987                        | 68100              |
| 14 beverages, refreshments etc | 2.70           | 3.60   | 4.92    | 6.19    | 7.21    | 8.63    | 10.22   | 11.98   | 14.38   | 18.74   | 23.36   | 39.59    | 11.69                        | 902                        | 63445              |
| 15 food ; total (1-14)         | 73.88          | 96.11  | 112.53  | 128.78  | 143.82  | 157.64  | 173.87  | 190.44  | 212.77  | 245.00  | 284.53  | 371.07   | 177.77                       | 999                        | 69191              |
| 16 pan tobacco & intoxicants   | 3.78           | 4.70   | 5.49    | 6.26    | 7.04    | 7.83    | 8.73    | 9.55    | 10.87   | 12.14   | 13.96   | 21.10    | 8.97                         | 769                        | 53882              |
| 17 fuel & light                | 10.99          | 13.00  | 14.38   | 15.67   | 17.05   | 18.52   | 20.01   | 21.45   | 23.50   | 26.96   | 29.91   | 44.81    | 20.69                        | 994                        | 68894              |
| 18 clothing                    | 0.92           | 1.42   | 2.17    | 2.98    | 4.19    | 5.79    | 7.92    | 10.85   | 16.00   | 27.02   | 47.49   | 98.73    | 15.12                        | 254                        | 18607              |
| 19 footwear                    | 0.26           | 0.24   | 0.41    | 0.67    | 0.78    | 1.09    | 1.47    | 2.00    | 2.80    | 4.53    | 7.61    | 13.94    | 2.48                         | 169                        | 12923              |
| 20 misc. goods & services      | 11.10          | 15.08  | 18.26   | 22.64   | 26.34   | 31.46   | 36.36   | 44.44   | 54.52   | 72.62   | 104.45  | 230.15   | 48.70                        | 995                        | 68682              |
| 21 durable goods               | 0.37           | 0.63   | 0.78    | 1.17    | 1.54    | 1.94    | 2.48    | 3.64    | 4.10    | 7.29    | 11.08   | 95.53    | 7.67                         | 234                        | 16478              |
| 22 non-food ; total (16-21)    | 27.42          | 35.07  | 41.49   | 49.39   | 56.93   | 66.63   | 76.97   | 91.94   | 111.80  | 150.56  | 214.50  | 504.27   | 103.64                       | 998                        | 69130              |
| 23 total expenditure(15 + 22)  | 101.30         | 131.18 | 154.02  | 178.17  | 200.75  | 224.27  | 250.84  | 282.38  | 324.58  | 395.56  | 499.02  | 875.34   | 281.40                       | 1000                       | 69206              |



Table 8: Value (Rs) of consumption of broad groups of food &amp; non-food items per person for a period of 30 days for each fractile group

| item                            | fractile group |        |         |         |         |         |         |         |         |         |         |          |        | Urban                      |               |
|---------------------------------|----------------|--------|---------|---------|---------|---------|---------|---------|---------|---------|---------|----------|--------|----------------------------|---------------|
|                                 | 0 - 5          | 5 - 10 | 10 - 20 | 20 - 30 | 30 - 40 | 40 - 50 | 50 - 60 | 60 - 70 | 70 - 80 | 80 - 90 | 90 - 95 | 95 - 100 | all    | hhs. reporting consumption |               |
|                                 | (2)            | (3)    | (4)     | (5)     | (6)     | (7)     | (8)     | (9)     | (10)    | (11)    | (12)    | (13)     | (14)   | estd. no.<br>per 1000      | sample<br>no. |
| (1)                             | (2)            | (3)    | (4)     | (5)     | (6)     | (7)     | (8)     | (9)     | (10)    | (11)    | (12)    | (13)     | (14)   | (15)                       | (16)          |
|                                 | all-India      |        |         |         |         |         |         |         |         |         |         |          |        | No. of sample blocks: 4650 |               |
| 1 cereals                       | 42.60          | 52.32  | 57.63   | 60.31   | 62.77   | 64.49   | 65.92   | 68.15   | 68.46   | 71.86   | 72.90   | 78.37    | 64.27  | 935                        | 43958         |
| 2 gram                          | 0.11           | 0.23   | 0.33    | 0.45    | 0.54    | 0.72    | 0.88    | 1.00    | 1.03    | 1.44    | 1.71    | 1.98     | 0.84   | 223                        | 10668         |
| 3 cereal substitute             | 0.10           | 0.11   | 0.14    | 0.18    | 0.26    | 0.29    | 0.32    | 0.38    | 0.35    | 0.44    | 0.52    | 0.56     | 0.30   | 94                         | 4343          |
| 4 pulses & products             | 6.15           | 8.40   | 9.43    | 10.80   | 12.28   | 13.18   | 14.31   | 15.50   | 16.63   | 18.55   | 19.85   | 22.61    | 13.92  | 921                        | 43315         |
| 5 milk & milk products          | 7.11           | 10.75  | 15.68   | 21.01   | 27.54   | 34.48   | 42.81   | 50.46   | 61.03   | 76.86   | 98.43   | 121.33   | 44.87  | 843                        | 39288         |
| 6 edible oil                    | 7.56           | 10.03  | 11.99   | 14.35   | 16.01   | 18.32   | 20.71   | 22.08   | 25.16   | 28.67   | 31.77   | 37.89    | 20.09  | 925                        | 43533         |
| 7 meat, egg & fish              | 3.60           | 5.77   | 8.30    | 10.24   | 11.67   | 13.36   | 14.67   | 16.82   | 19.76   | 23.33   | 26.94   | 37.76    | 15.52  | 570                        | 27903         |
| 8 vegetables                    | 9.64           | 12.62  | 15.18   | 17.76   | 19.58   | 22.25   | 24.31   | 26.45   | 29.86   | 35.50   | 42.74   | 53.12    | 25.00  | 928                        | 43725         |
| 9 fruits (fresh)                | 1.31           | 2.15   | 3.12    | 3.96    | 5.32    | 6.54    | 8.14    | 10.14   | 12.53   | 17.98   | 26.68   | 37.92    | 10.18  | 836                        | 39039         |
| 10 fruits (dry)                 | 0.34           | 0.37   | 0.49    | 0.75    | 0.98    | 1.08    | 1.33    | 1.73    | 2.13    | 3.46    | 5.15    | 10.10    | 1.99   | 292                        | 13250         |
| 11 sugar                        | 4.79           | 6.04   | 6.98    | 8.26    | 9.39    | 10.57   | 11.25   | 12.59   | 13.28   | 14.63   | 15.98   | 17.41    | 10.91  | 904                        | 42649         |
| 12 salt                         | 0.39           | 0.44   | 0.48    | 0.51    | 0.55    | 0.59    | 0.62    | 0.68    | 0.73    | 0.80    | 0.87    | 0.96     | 0.63   | 928                        | 43674         |
| 13 spices                       | 4.64           | 5.61   | 6.44    | 7.25    | 7.84    | 8.27    | 8.77    | 9.36    | 10.01   | 11.18   | 12.37   | 14.90    | 8.79   | 926                        | 43595         |
| 14 beverages, refreshments etc. | 6.19           | 8.66   | 11.56   | 14.49   | 17.38   | 20.16   | 24.24   | 31.14   | 41.13   | 57.28   | 84.43   | 125.97   | 33.01  | 981                        | 45387         |
| 15 food ; total (1-14)          | 94.52          | 123.51 | 147.75  | 170.34  | 192.10  | 214.30  | 238.28  | 266.46  | 302.09  | 361.98  | 440.32  | 560.88   | 250.32 | 997                        | 46122         |
| 16 pan tobacco & intoxicants    | 4.16           | 5.47   | 6.20    | 7.95    | 8.37    | 9.34    | 9.92    | 11.13   | 11.97   | 15.04   | 18.61   | 26.76    | 10.74  | 587                        | 27978         |
| 17 fuel & light                 | 13.38          | 15.98  | 18.70   | 21.80   | 24.02   | 26.47   | 29.05   | 31.99   | 36.71   | 42.45   | 48.89   | 62.40    | 30.15  | 970                        | 45219         |
| 18 clothing                     | 0.83           | 1.74   | 2.63    | 4.14    | 6.26    | 8.26    | 11.82   | 17.70   | 25.94   | 40.43   | 62.14   | 129.50   | 21.43  | 223                        | 11136         |
| 19 footwear                     | 0.26           | 0.57   | 0.84    | 1.03    | 1.57    | 2.08    | 2.65    | 3.87    | 5.23    | 6.64    | 10.98   | 24.20    | 4.19   | 170                        | 8701          |
| 20 misc. goods & services       | 19.44          | 27.94  | 35.30   | 45.37   | 57.63   | 71.85   | 88.39   | 111.79  | 151.13  | 211.29  | 303.71  | 623.55   | 126.03 | 996                        | 45979         |
| 21 durable goods                | 0.41           | 0.65   | 0.93    | 1.49    | 1.85    | 2.60    | 3.79    | 5.76    | 8.37    | 13.78   | 26.52   | 198.47   | 15.17  | 243                        | 11161         |
| 22 non-food ; total (16-21)     | 38.49          | 52.34  | 64.60   | 81.79   | 99.70   | 120.60  | 145.61  | 182.24  | 239.36  | 329.62  | 470.85  | 1064.88  | 207.72 | 998                        | 46096         |
| 23 total expenditure(15 + 22)   | 133.01         | 175.85 | 212.36  | 252.12  | 291.80  | 334.89  | 383.90  | 448.70  | 541.45  | 691.60  | 911.17  | 1625.76  | 458.04 | 1000                       | 46148         |

**Table (9): Per 1000 distribution of households by adjusted (considering annual expenditure) monthly per capita expenditure class for each unadjusted monthly per capita expenditure class**

| monthly per capita expenditure class (Rs) | <120  | adjusted monthly per capita expenditure class (Rs) |         |         |         |         |         |         |         |         |         |             |         |                        | Rural<br>hhs. reporting consumption |            |
|---|-------|--|---------|---------|---------|---------|---------|---------|---------|---------|---------|-------------|---------|------------------------|-------------------------------------|------------|
|   |       | 120-140  | 140-165 | 165-190 | 190-210 | 210-235 | 235-265 | 265-300 | 300-355 | 355-455 | 455-560 | 560 or more | all     | av. MPCE (Rs) (unadj.) | estd. no. (00)                      | sample no. |
|   |       | (3)  | (4)     | (5)     | (6)     | (7)     | (8)     | (9)     | (10)    | (11)    | (12)    | (13)        | (14)    | (15)                   | (16)                                | (17)       |
| <b>all-India [50th round]</b>             |       | No. of sample villages: 6951                       |         |         |         |         |         |         |         |         |         |             |         |                        |                                     |            |
| < 120                                     | 672   | 291  | 35      | 1       | 1       | 0       | 0       | 0       | 0       | 0       | 0       | 0           | 1000    | 100                    | 49148                               | 2286       |
| 120-140                                   | 62    | 416  | 473     | 44      | 3       | 2       | 1       | 0       | 0       | 0       | 0       | 0           | 1000    | 131                    | 54314                               | 2569       |
| 140-165                                   | 12    | 65   | 457     | 415     | 41      | 5       | 1       | 1       | 1       | 0       | 0       | 0           | 1000    | 153                    | 96888                               | 4632       |
| 165-190                                   | 3     | 14   | 90      | 425     | 372     | 80      | 8       | 4       | 2       | 1       | 0       | 0           | 1000    | 178                    | 120021                              | 5869       |
| 190-210                                   | 3     | 7  | 30      | 115     | 321     | 422     | 88      | 11      | 3       | 0       | 0       | 0           | 1000    | 200                    | 98049                               | 5010       |
| 210-235                                   | 1     | 3  | 13      | 56      | 103     | 352     | 401     | 59      | 6       | 5       | 0       | 1           | 1000    | 222                    | 116915                              | 6249       |
| 235-265                                   | 0     | 1  | 6       | 24      | 49      | 120     | 378     | 360     | 53      | 6       | 1       | 1           | 1000    | 249                    | 126654                              | 7109       |
| 265-300                                   | 0     | 1  | 5       | 15      | 24      | 54      | 145     | 372     | 359     | 20      | 2       | 2           | 1000    | 282                    | 119776                              | 6917       |
| 300-355                                   | 0     | 1  | 3       | 7       | 17      | 31      | 61      | 142     | 484     | 247     | 6       | 2           | 1000    | 325                    | 135595                              | 8428       |
| 355-455                                   | 0     | 0  | 1       | 3       | 5       | 13      | 30      | 68      | 177     | 553     | 135     | 14          | 1000    | 398                    | 130456                              | 8907       |
| 455-560                                   | 0     | 0  | 0       | 2       | 2       | 5       | 9       | 28      | 97      | 278     | 427     | 150         | 1000    | 500                    | 66603                               | 4736       |
| 560 & above                               | 0     | 0  | 1       | 1       | 3       | 4       | 6       | 13      | 32      | 114     | 176     | 650         | 1000    | 872                    | 80251                               | 6494       |
| all                                       | 32    | 39   | 74      | 99      | 88      | 101     | 113     | 109     | 125     | 115     | 51      | 54          | 1000    | 281                    | 1194669                             | 69206      |
| estd. hhs. (00)                           | 38498 | 46285  | 88989   | 117758  | 104851  | 121068  | 135264  | 129740  | 148808  | 137169  | 61342   | 64898       | 1194669 | X                      | X                                   | X          |
| sample hhs.                               | 1773  | 2153   | 4194    | 5681    | 5177    | 6279    | 7399    | 7475    | 9040    | 9441    | 4799    | 5795        | 69206   | X                      | X                                   | X          |

**Table (9): Per 1000 distribution of households by adjusted (considering annual expenditure) monthly per capita expenditure class for each unadjusted monthly per capita expenditure class**

| monthly per capita expenditure class (Rs) | <160  | adjusted monthly per capita expenditure class (Rs) |         |         |         |         |         |         |         |         |          |              |        | Urban<br>hhs. reporting consumption |                |            |
|---|-------|--|---------|---------|---------|---------|---------|---------|---------|---------|----------|--------------|--------|-------------------------------------|----------------|------------|
|   |       | 160-190  | 190-230 | 230-265 | 265-310 | 310-355 | 355-410 | 410-490 | 490-605 | 605-825 | 825-1055 | 1055 or more | all    | av. MPCE (Rs) (unadj.)              | estd. no. (00) | sample no. |
| (1)                                       | (2)   | (3)  | (4)     | (5)     | (6)     | (7)     | (8)     | (9)     | (10)    | (11)    | (12)     | (13)         | (14)   | (15)                                | (16)           | (17)       |
| <b>all-India [50th round]</b>             |       | No. of sample blocks: 4650                         |         |         |         |         |         |         |         |         |          |              |        |                                     |                |            |
| < 160                                     | 706   | 270  | 17      | 4       | 1       | 0       | 0       | 0       | 0       | 1       | 0        | 0            | 1000   | 133                                 | 16943          | 1502       |
| 160-190                                   | 66    | 475  | 436     | 21      | 0       | 0       | 0       | 0       | 1       | 0       | 0        | 0            | 1000   | 176                                 | 16427          | 1529       |
| 190-230                                   | 17    | 62   | 522     | 343     | 44      | 7       | 3       | 0       | 1       | 0       | 0        | 0            | 1000   | 211                                 | 32838          | 3175       |
| 230-265                                   | 4     | 13   | 104     | 421     | 417     | 34      | 5       | 2       | 0       | 0       | 0        | 0            | 1000   | 248                                 | 32777          | 3342       |
| 265-310                                   | 1     | 5  | 36      | 93      | 476     | 334     | 46      | 4       | 3       | 1       | 0        | 0            | 1000   | 287                                 | 41400          | 4331       |
| 310-355                                   | 1     | 2  | 12      | 26      | 119     | 403     | 388     | 43      | 2       | 2       | 1        | 1            | 1000   | 332                                 | 38440          | 3933       |
| 355-410                                   | 1     | 0  | 10      | 16      | 46      | 121     | 419     | 355     | 27      | 5       | 0        | 0            | 1000   | 381                                 | 42082          | 4365       |
| 410-490                                   | 0     | 0  | 1       | 9       | 17      | 43      | 138     | 461     | 309     | 18      | 2        | 1            | 1000   | 448                                 | 46760          | 4968       |
| 490-605                                   | 0     | 0  | 0       | 3       | 11      | 16      | 55      | 137     | 519     | 251     | 6        | 2            | 1000   | 543                                 | 48898          | 5163       |
| 605-825                                   | 0     | 0  | 0       | 1       | 3       | 6       | 11      | 42      | 140     | 631     | 147      | 19           | 1000   | 698                                 | 55095          | 5817       |
| 825-1055                                  | 0     | 1  | 0       | 1       | 0       | 1       | 7       | 11      | 52      | 201     | 507      | 218          | 1000   | 923                                 | 28582          | 2946       |
| 1055 & above                              | 0     | 0  | 0       | 0       | 0       | 1       | 3       | 13      | 17      | 72      | 148      | 745          | 1000   | 1643                                | 32360          | 5077       |
| all                                       | 32    | 35   | 70      | 73      | 99      | 90      | 104     | 111     | 118     | 130     | 64       | 73           | 1000   | 458                                 | 432603         | 46148      |
| estd. hhs. (00)                           | 13891 | 15203  | 30456   | 31612   | 42888   | 38945   | 44815   | 48149   | 50910   | 56335   | 27790    | 31610        | 432603 | X                                   | X              | X          |
| sample hhs.                               | 1231  | 1436   | 2908    | 3138    | 4339    | 4093    | 4630    | 5114    | 5354    | 5989    | 3117     | 4799         | 46148  | X                                   | X              | X          |

**Table (2): Quantity and value of cash purchase, consumption out of home-produced stock, and total consumption of different items of clothing per person for a period of 30 days**

| item code                | item                            | Rural         |            |                                      |            |                   |            |                            |            |  |
|--------------------------|---------------------------------|---------------|------------|--------------------------------------|------------|-------------------|------------|----------------------------|------------|--|
|                          |                                 | cash purchase |            | consumption from home-produced stock |            | total consumption |            | hhs. reporting consumption |            |  |
|                          |                                 | quantity (kg) | value (Rs) | quantity (kg)                        | value (Rs) | quantity (kg)     | value (Rs) | estd. no. per 1000         | sample no. |  |
| (1)                      | (2)                             | (3)           | (4)        | (5)                                  | (6)        | (7)               | (8)        | (9)                        | (10)       |  |
| <b>Andhra Pradesh</b>    |                                 |               |            |                                      |            |                   |            |                            |            |  |
| 4800                     | dhoti (m)                       | 0.08          | 1.43       | 0                                    | 0          | 0.08              | 1.37       | 45                         | 221        |  |
| 4810                     | saree (m)                       | 0.25          | 7.84       | 0                                    | 0          | 0.23              | 6.69       | 113                        | 551        |  |
| 4820                     | cloth for shirt,pyjama,etc.(m)  | 0.14          | 5.78       | 0                                    | 0          | 0.14              | 5.48       | 143                        | 678        |  |
| 4830                     | cloth for coat,trousers,etc.(m) | 0.04          | 3.37       | 0                                    | 0          | 0.04              | 3.15       | 73                         | 347        |  |
| 4850                     | lungi (no.)                     | 0.03          | 0.86       | 0                                    | 0          | 0.02              | 0.81       | 51                         | 229        |  |
| 4870                     | hosiery articles (no.)          | 0.04          | 0.85       | 0                                    | 0          | 0.04              | 0.83       | 44                         | 196        |  |
| 4900                     | readymade garments (no.)        | 0.02          | 1.43       | 0                                    | 0          | 0.02              | 1.53       | 41                         | 229        |  |
| <b>Arunachal Pradesh</b> |                                 |               |            |                                      |            |                   |            |                            |            |  |
| 4800                     | dhoti (m)                       | 0.01          | 0.17       | 0                                    | 0          | 0.01              | 0.17       | 8                          | 10         |  |
| 4810                     | saree (m)                       | 0             | 0.4        | 0                                    | 0          | 0                 | 0.4        | 8                          | 6          |  |
| 4820                     | cloth for shirt,pyjama,etc.(m)  | 0.01          | 1.06       | 0                                    | 0          | 0.01              | 1.06       | 18                         | 22         |  |
| 4830                     | cloth for coat,trousers,etc.(m) | 0.01          | 0.8        | 0                                    | 0          | 0.01              | 0.8        | 17                         | 15         |  |
| 4850                     | lungi (no.)                     | 0             | 0.24       | 0                                    | 0          | 0                 | 0.24       | 12                         | 14         |  |
| 4870                     | hosiery articles (no.)          | 0.04          | 1.04       | 0                                    | 0          | 0.04              | 1.08       | 60                         | 64         |  |
| 4900                     | readymade garments (no.)        | 0.08          | 8.93       | 0                                    | 0          | 0.08              | 8.93       | 147                        | 155        |  |
| <b>Assam</b>             |                                 |               |            |                                      |            |                   |            |                            |            |  |
| 4800                     | dhoti (m)                       | 0.01          | 0.16       | 0                                    | 0          | 0.01              | 0.16       | 13                         | 49         |  |
| 4810                     | saree (m)                       | 0.05          | 1.04       | 0                                    | 0.07       | 0.06              | 1.12       | 54                         | 207        |  |
| 4820                     | cloth for shirt,pyjama,etc.(m)  | 0.02          | 0.65       | 0                                    | 0          | 0.02              | 0.66       | 27                         | 101        |  |
| 4830                     | cloth for coat,trousers,etc.(m) | 0             | 0.11       | 0                                    | 0          | 0                 | 0.11       | 4                          | 17         |  |
| 4850                     | lungi (no.)                     | 0.01          | 0.38       | 0                                    | 0          | 0.01              | 0.37       | 43                         | 148        |  |
| 4870                     | hosiery articles (no.)          | 0.05          | 0.87       | 0                                    | 0          | 0.05              | 0.88       | 112                        | 380        |  |
| 4900                     | readymade garments (no.)        | 0.07          | 3.23       | 0                                    | 0          | 0.07              | 3.27       | 138                        | 455        |  |
| <b>Bihar</b>             |                                 |               |            |                                      |            |                   |            |                            |            |  |
| 4800                     | dhoti (m)                       | 0.05          | 0.7        | 0                                    | 0          | 0.05              | 0.65       | 44                         | 302        |  |
| 4810                     | saree (m)                       | 0.13          | 2.19       | 0                                    | 0          | 0.12              | 2.11       | 91                         | 639        |  |
| 4820                     | cloth for shirt,pyjama,etc.(m)  | 0.06          | 1.55       | 0                                    | 0          | 0.06              | 1.54       | 52                         | 366        |  |
| 4830                     | cloth for coat,trousers,etc.(m) | 0             | 0.42       | 0                                    | 0          | 0                 | 0.41       | 11                         | 78         |  |
| 4850                     | lungi (no.)                     | 0.02          | 0.6        | 0                                    | 0          | 0.02              | 0.59       | 59                         | 405        |  |
| 4870                     | hosiery articles (no.)          | 0.03          | 0.47       | 0                                    | 0          | 0.03              | 0.46       | 47                         | 344        |  |
| 4900                     | readymade garments (no.)        | 0.05          | 1.67       | 0                                    | 0          | 0.05              | 1.66       | 70                         | 479        |  |
| <b>Goa</b>               |                                 |               |            |                                      |            |                   |            |                            |            |  |
| 4810                     | saree (m)                       | 0.1           | 5.96       | 0                                    | 0          | 0.1               | 5.96       | 63                         | 11         |  |
| 4820                     | cloth for shirt,pyjama,etc.(m)  | 0.08          | 4.95       | 0                                    | 0          | 0.08              | 4.95       | 72                         | 12         |  |
| 4830                     | cloth for coat,trousers,etc.(m) | 0.03          | 2.93       | 0                                    | 0          | 0.03              | 2.93       | 49                         | 7          |  |
| 4850                     | lungi (no.)                     | 0             | 0.13       | 0                                    | 0          | 0                 | 0.13       | 7                          | 1          |  |
| 4870                     | hosiery articles (no.)          | 0.01          | 0.23       | 0                                    | 0          | 0.01              | 0.23       | 9                          | 2          |  |
| 4900                     | readymade garments (no.)        | 0.35          | 20.62      | 0                                    | 0          | 0.35              | 20.62      | 124                        | 20         |  |
| <b>Gujarat</b>           |                                 |               |            |                                      |            |                   |            |                            |            |  |
| 4800                     | dhoti (m)                       | 0.02          | 0.39       | 0                                    | 0          | 0.02              | 0.29       | 17                         | 50         |  |
| 4810                     | saree (m)                       | 0.12          | 2.78       | 0                                    | 0          | 0.11              | 2.66       | 57                         | 155        |  |
| 4820                     | cloth for shirt,pyjama,etc.(m)  | 0.06          | 2.74       | 0                                    | 0          | 0.06              | 2.76       | 62                         | 167        |  |
| 4830                     | cloth for coat,trousers,etc.(m) | 0.02          | 1.69       | 0                                    | 0          | 0.02              | 1.66       | 34                         | 95         |  |
| 4850                     | lungi (no.)                     | 0             | 0.03       | 0                                    | 0          | 0                 | 0.03       | 2                          | 8          |  |
| 4870                     | hosiery articles (no.)          | 0.02          | 0.53       | 0                                    | 0          | 0.02              | 0.52       | 30                         | 78         |  |
| 4900                     | readymade garments (no.)        | 0.05          | 2.95       | 0                                    | 0          | 0.05              | 2.94       | 66                         | 171        |  |

**Table (2): Quantity and value of cash purchase, consumption out of home-produced stock, and total consumption of different items of clothing per person for a period of 30 days**

| item code                  | item                            | Rural         |            |                                      |            |                   |            |                            |            |  |
|----------------------------|---------------------------------|---------------|------------|--------------------------------------|------------|-------------------|------------|----------------------------|------------|--|
|                            |                                 | cash purchase |            | consumption from home-produced stock |            | total consumption |            | hhs. reporting consumption |            |  |
|                            |                                 | quantity (kg) | value (Rs) | quantity (kg)                        | value (Rs) | quantity (kg)     | value (Rs) | estd. no. per 1000         | sample no. |  |
| (1)                        | (2)                             | (3)           | (4)        | (5)                                  | (6)        | (7)               | (8)        | (9)                        | (10)       |  |
| <b>Haryana</b>             |                                 |               |            |                                      |            |                   |            |                            |            |  |
| 4800                       | dhoti (m)                       | 0.04          | 0.79       | 0                                    | 0          | 0.04              | 0.77       | 26                         | 30         |  |
| 4810                       | saree (m)                       | 0.05          | 1.96       | 0                                    | 0          | 0.01              | 0.61       | 19                         | 28         |  |
| 4820                       | cloth for shirt,pyjama,etc.(m)  | 0.53          | 18.31      | 0                                    | 0          | 0.36              | 12.65      | 265                        | 299        |  |
| 4830                       | cloth for coat,trousers,etc.(m) | 0.04          | 2.78       | 0                                    | 0          | 0.03              | 2.49       | 65                         | 77         |  |
| 4850                       | lungi (no.)                     | 0             | 0.03       | 0                                    | 0          | 0                 | 0.03       | 2                          | 2          |  |
| 4870                       | hosiery articles (no.)          | 0.01          | 0.41       | 0                                    | 0          | 0.01              | 0.27       | 23                         | 30         |  |
| 4900                       | readymade garments (no.)        | 0.01          | 0.76       | 0                                    | 0          | 0.01              | 0.58       | 29                         | 31         |  |
| <b>Himachal Pradesh</b>    |                                 |               |            |                                      |            |                   |            |                            |            |  |
| 4800                       | dhoti (m)                       | 0             | 0.01       | 0                                    | 0          | 0                 | 0          | 1                          | 1          |  |
| 4810                       | saree (m)                       | 0             | 0.04       | 0                                    | 0          | 0                 | 0.04       | 2                          | 4          |  |
| 4820                       | cloth for shirt,pyjama,etc.(m)  | 0.41          | 14.48      | 0                                    | 0          | 0.32              | 11.25      | 196                        | 384        |  |
| 4830                       | cloth for coat,trousers,etc.(m) | 0.02          | 3.03       | 0                                    | 0.08       | 0.02              | 1.9        | 46                         | 94         |  |
| 4850                       | lungi (no.)                     | 0             | 0.01       | 0                                    | 0          | 0                 | 0.01       | 1                          | 3          |  |
| 4870                       | hosiery articles (no.)          | 0             | 0.07       | 0                                    | 0          | 0                 | 0.04       | 4                          | 8          |  |
| 4900                       | readymade garments (no.)        | 0.01          | 1.46       | 0                                    | 0          | 0.01              | 1.53       | 27                         | 49         |  |
| <b>Jammu &amp; Kashmir</b> |                                 |               |            |                                      |            |                   |            |                            |            |  |
| 4810                       | saree (m)                       | 0             | 0.03       | 0                                    | 0          | 0                 | 0.03       | 1                          | 2          |  |
| 4820                       | cloth for shirt,pyjama,etc.(m)  | 0.32          | 12.82      | 0                                    | 0          | 0.29              | 11.15      | 224                        | 185        |  |
| 4830                       | cloth for coat,trousers,etc.(m) | 0.02          | 1.78       | 0                                    | 0          | 0.02              | 1.57       | 49                         | 46         |  |
| 4850                       | lungi (no.)                     | 0             | 0.07       | 0                                    | 0          | 0                 | 0.07       | 9                          | 6          |  |
| 4870                       | hosiery articles (no.)          | 0             | 0.26       | 0                                    | 0          | 0                 | 0.26       | 16                         | 16         |  |
| 4900                       | readymade garments (no.)        | 0.02          | 2.1        | 0                                    | 0          | 0.02              | 2.1        | 55                         | 41         |  |
| <b>Karnataka</b>           |                                 |               |            |                                      |            |                   |            |                            |            |  |
| 4800                       | dhoti (m)                       | 0.06          | 0.97       | 0                                    | 0          | 0.05              | 0.94       | 34                         | 110        |  |
| 4810                       | saree (m)                       | 0.16          | 5.82       | 0                                    | 0          | 0.16              | 5.6        | 84                         | 247        |  |
| 4820                       | cloth for shirt,pyjama,etc.(m)  | 0.1           | 4.11       | 0                                    | 0          | 0.09              | 4.04       | 100                        | 292        |  |
| 4830                       | cloth for coat,trousers,etc.(m) | 0.01          | 1.27       | 0                                    | 0          | 0.01              | 1.28       | 29                         | 87         |  |
| 4850                       | lungi (no.)                     | 0.01          | 0.45       | 0                                    | 0          | 0.01              | 0.45       | 30                         | 87         |  |
| 4870                       | hosiery articles (no.)          | 0.02          | 0.49       | 0                                    | 0          | 0.02              | 0.49       | 31                         | 89         |  |
| 4900                       | readymade garments (no.)        | 0.03          | 2.06       | 0                                    | 0          | 0.03              | 2.08       | 58                         | 170        |  |
| <b>Kerala</b>              |                                 |               |            |                                      |            |                   |            |                            |            |  |
| 4800                       | dhoti (m)                       | 0.03          | 1.05       | 0                                    | 0          | 0.03              | 1.06       | 33                         | 99         |  |
| 4810                       | saree (m)                       | 0.07          | 3.42       | 0                                    | 0          | 0.08              | 3.88       | 47                         | 140        |  |
| 4820                       | cloth for shirt,pyjama,etc.(m)  | 0.08          | 3.74       | 0                                    | 0          | 0.08              | 3.79       | 96                         | 246        |  |
| 4830                       | cloth for coat,trousers,etc.(m) | 0.01          | 0.99       | 0                                    | 0          | 0.01              | 0.95       | 29                         | 77         |  |
| 4850                       | lungi (no.)                     | 0.04          | 1.51       | 0                                    | 0          | 0.04              | 1.49       | 86                         | 191        |  |
| 4870                       | hosiery articles (no.)          | 0.02          | 0.33       | 0                                    | 0          | 0.02              | 0.34       | 18                         | 59         |  |
| 4900                       | readymade garments (no.)        | 0.04          | 3.13       | 0                                    | 0          | 0.04              | 3.4        | 66                         | 182        |  |
| <b>Madhya Pradesh</b>      |                                 |               |            |                                      |            |                   |            |                            |            |  |
| 4800                       | dhoti (m)                       | 0.06          | 0.96       | 0                                    | 0          | 0.06              | 0.93       | 46                         | 280        |  |
| 4810                       | saree (m)                       | 0.21          | 4.96       | 0                                    | 0          | 0.19              | 4.59       | 123                        | 702        |  |
| 4820                       | cloth for shirt,pyjama,etc.(m)  | 0.11          | 3.96       | 0                                    | 0          | 0.11              | 3.76       | 111                        | 665        |  |
| 4830                       | cloth for coat,trousers,etc.(m) | 0.02          | 1.66       | 0                                    | 0          | 0.02              | 1.61       | 44                         | 292        |  |
| 4850                       | lungi (no.)                     | 0.01          | 0.36       | 0                                    | 0          | 0.01              | 0.36       | 38                         | 211        |  |
| 4870                       | hosiery articles (no.)          | 0.03          | 0.74       | 0                                    | 0          | 0.03              | 0.74       | 63                         | 363        |  |
| 4900                       | readymade garments (no.)        | 0.06          | 2.4        | 0                                    | 0          | 0.06              | 2.41       | 99                         | 562        |  |

**Table (2): Quantity and value of cash purchase, consumption out of home-produced stock, and total consumption of different items of clothing per person for a period of 30 days**

| item code          | item                            | Rural         |            |                                      |            |                   |            |                            |            |  |
|--------------------|---------------------------------|---------------|------------|--------------------------------------|------------|-------------------|------------|----------------------------|------------|--|
|                    |                                 | cash purchase |            | consumption from home-produced stock |            | total consumption |            | hhs. reporting consumption |            |  |
|                    |                                 | quantity (kg) | value (Rs) | quantity (kg)                        | value (Rs) | quantity (kg)     | value (Rs) | estd. no. per 1000         | sample no. |  |
| (1)                | (2)                             | (3)           | (4)        | (5)                                  | (6)        | (7)               | (8)        | (9)                        | (10)       |  |
| <b>Maharashtra</b> |                                 |               |            |                                      |            |                   |            |                            |            |  |
| 4800               | dhoti (m)                       | 0.06          | 0.96       | 0                                    | 0          | 0.05              | 0.76       | 29                         | 150        |  |
| 4810               | saree (m)                       | 0.26          | 7.17       | 0                                    | 0          | 0.19              | 5.36       | 87                         | 428        |  |
| 4820               | cloth for shirt,pyjama,etc.(m)  | 0.14          | 5.56       | 0                                    | 0          | 0.12              | 4.8        | 126                        | 611        |  |
| 4830               | cloth for coat,trousers,etc.(m) | 0.02          | 2.06       | 0                                    | 0          | 0.02              | 1.95       | 44                         | 223        |  |
| 4850               | lungi (no.)                     | 0             | 0.1        | 0                                    | 0          | 0                 | 0.11       | 7                          | 35         |  |
| 4870               | hosiery articles (no.)          | 0.01          | 0.49       | 0                                    | 0          | 0.01              | 0.46       | 26                         | 138        |  |
| 4900               | readymade garments (no.)        | 0.06          | 3.59       | 0                                    | 0          | 0.06              | 3.51       | 87                         | 428        |  |
| <b>Manipur</b>     |                                 |               |            |                                      |            |                   |            |                            |            |  |
| 4800               | dhoti (m)                       | 0             | 0.01       | 0                                    | 0          | 0                 | 0.01       | 1                          | 1          |  |
| 4810               | saree (m)                       | 0             | 0.09       | 0                                    | 0          | 0                 | 0.09       | 3                          | 3          |  |
| 4820               | cloth for shirt,pyjama,etc.(m)  | 0.02          | 1.26       | 0                                    | 0          | 0.02              | 1.26       | 55                         | 47         |  |
| 4830               | cloth for coat,trousers,etc.(m) | 0.01          | 0.91       | 0                                    | 0          | 0.01              | 0.91       | 33                         | 28         |  |
| 4850               | lungi (no.)                     | 0             | 0.28       | 0                                    | 0          | 0                 | 0.28       | 19                         | 16         |  |
| 4870               | hosiery articles (no.)          | 0             | 0.11       | 0                                    | 0          | 0                 | 0.11       | 13                         | 14         |  |
| 4900               | readymade garments (no.)        | 0.04          | 2.93       | 0                                    | 0          | 0.04              | 2.93       | 74                         | 89         |  |
| <b>Meghalaya</b>   |                                 |               |            |                                      |            |                   |            |                            |            |  |
| 4810               | saree (m)                       | 0.02          | 0.86       | 0                                    | 0.02       | 0.02              | 0.88       | 20                         | 26         |  |
| 4820               | cloth for shirt,pyjama,etc.(m)  | 0.02          | 0.99       | 0                                    | 0          | 0.02              | 0.99       | 20                         | 29         |  |
| 4830               | cloth for coat,trousers,etc.(m) | 0.01          | 0.47       | 0                                    | 0          | 0.01              | 0.47       | 10                         | 13         |  |
| 4850               | lungi (no.)                     | 0             | 0.19       | 0                                    | 0          | 0                 | 0.19       | 9                          | 11         |  |
| 4870               | hosiery articles (no.)          | 0.01          | 0.25       | 0                                    | 0          | 0.01              | 0.25       | 21                         | 26         |  |
| 4900               | readymade garments (no.)        | 0.08          | 5.26       | 0                                    | 0          | 0.08              | 5.27       | 94                         | 108        |  |
| <b>Mizoram</b>     |                                 |               |            |                                      |            |                   |            |                            |            |  |
| 4800               | dhoti (m)                       | 0             | 0.06       | 0                                    | 0          | 0                 | 0.06       | 1                          | 1          |  |
| 4810               | saree (m)                       | 0             | 0.22       | 0                                    | 0          | 0                 | 0.22       | 11                         | 4          |  |
| 4820               | cloth for shirt,pyjama,etc.(m)  | 0.03          | 2.02       | 0                                    | 0          | 0.03              | 2.02       | 42                         | 21         |  |
| 4830               | cloth for coat,trousers,etc.(m) | 0.01          | 0.87       | 0                                    | 0          | 0.01              | 0.87       | 14                         | 6          |  |
| 4870               | hosiery articles (no.)          | 0.01          | 0.85       | 0                                    | 0          | 0.01              | 0.85       | 45                         | 24         |  |
| 4900               | readymade garments (no.)        | 0.04          | 6.06       | 0                                    | 0          | 0.04              | 6.06       | 98                         | 54         |  |
| <b>Nagaland</b>    |                                 |               |            |                                      |            |                   |            |                            |            |  |
| 4820               | cloth for shirt,pyjama,etc.(m)  | 0.02          | 1.17       | 0                                    | 0          | 0.03              | 1.17       | 52                         | 20         |  |
| 4830               | cloth for coat,trousers,etc.(m) | 0             | 0.09       | 0                                    | 0          | 0                 | 0.09       | 2                          | 3          |  |
| 4870               | hosiery articles (no.)          | 0.02          | 0.57       | 0                                    | 0          | 0.02              | 0.57       | 37                         | 22         |  |
| 4900               | readymade garments (no.)        | 0.06          | 5.7        | 0                                    | 0          | 0.06              | 5.79       | 113                        | 64         |  |
| <b>Orissa</b>      |                                 |               |            |                                      |            |                   |            |                            |            |  |
| 4800               | dhoti (m)                       | 0.04          | 0.48       | 0                                    | 0          | 0.04              | 0.47       | 35                         | 129        |  |
| 4810               | saree (m)                       | 0.21          | 4.48       | 0                                    | 0          | 0.21              | 4.52       | 140                        | 531        |  |
| 4820               | cloth for shirt,pyjama,etc.(m)  | 0.02          | 0.75       | 0                                    | 0          | 0.02              | 0.77       | 26                         | 110        |  |
| 4830               | cloth for coat,trousers,etc.(m) | 0             | 0.31       | 0                                    | 0          | 0                 | 0.3        | 9                          | 45         |  |
| 4850               | lungi (no.)                     | 0.02          | 0.82       | 0                                    | 0          | 0.02              | 0.84       | 73                         | 269        |  |
| 4870               | hosiery articles (no.)          | 0.01          | 0.22       | 0                                    | 0          | 0.01              | 0.23       | 32                         | 124        |  |
| 4900               | readymade garments (no.)        | 0.07          | 2.74       | 0                                    | 0          | 0.08              | 2.8        | 109                        | 399        |  |
| <b>Punjab</b>      |                                 |               |            |                                      |            |                   |            |                            |            |  |
| 4810               | saree (m)                       | 0.01          | 0.46       | 0                                    | 0          | 0.01              | 0.44       | 7                          | 10         |  |
| 4820               | cloth for shirt,pyjama,etc.(m)  | 0.36          | 14.27      | 0                                    | 0          | 0.34              | 12.84      | 181                        | 408        |  |
| 4830               | cloth for coat,trousers,etc.(m) | 0.02          | 2.82       | 0                                    | 0          | 0.02              | 2.72       | 47                         | 110        |  |
| 4850               | lungi (no.)                     | 0             | 0.02       | 0                                    | 0          | 0                 | 0.02       | 3                          | 6          |  |
| 4870               | hosiery articles (no.)          | 0.01          | 0.48       | 0                                    | 0          | 0.01              | 0.48       | 26                         | 52         |  |
| 4900               | readymade garments (no.)        | 0.02          | 1.56       | 0                                    | 0          | 0.01              | 1.22       | 29                         | 56         |  |

**Table (2): Quantity and value of cash purchase, consumption out of home-produced stock, and total consumption of different items of clothing per person for a period of 30 days**

| item code            | item                            | Rural         |            |                                      |            |                   |            |                            |            |  |
|----------------------|---------------------------------|---------------|------------|--------------------------------------|------------|-------------------|------------|----------------------------|------------|--|
|                      |                                 | cash purchase |            | consumption from home-produced stock |            | total consumption |            | hhs. reporting consumption |            |  |
|                      |                                 | quantity (kg) | value (Rs) | quantity (kg)                        | value (Rs) | quantity (kg)     | value (Rs) | estd. no. per 1000         | sample no. |  |
| (1)                  | (2)                             | (3)           | (4)        | (5)                                  | (6)        | (7)               | (8)        | (9)                        | (10)       |  |
| <b>Rajasthan</b>     |                                 |               |            |                                      |            |                   |            |                            |            |  |
| 4800                 | dhoti (m)                       | 0.13          | 2.13       | 0                                    | 0          | 0.12              | 2.05       | 83                         | 257        |  |
| 4810                 | saree (m)                       | 0.07          | 1.95       | 0                                    | 0          | 0.07              | 1.81       | 48                         | 161        |  |
| 4820                 | cloth for shirt,pyjama,etc.(m)  | 0.18          | 5.97       | 0                                    | 0          | 0.15              | 4.98       | 117                        | 365        |  |
| 4830                 | cloth for coat,trousers,etc.(m) | 0.02          | 1.48       | 0                                    | 0          | 0.02              | 1.38       | 37                         | 122        |  |
| 4850                 | lungi (no.)                     | 0             | 0.13       | 0                                    | 0          | 0                 | 0.13       | 11                         | 34         |  |
| 4870                 | hosiery articles (no.)          | 0.02          | 0.58       | 0                                    | 0          | 0.02              | 0.58       | 47                         | 153        |  |
| 4900                 | readymade garments (no.)        | 0.03          | 1.06       | 0                                    | 0          | 0.03              | 1.06       | 37                         | 121        |  |
| <b>Sikkim</b>        |                                 |               |            |                                      |            |                   |            |                            |            |  |
| 4800                 | dhoti (m)                       | 0.01          | 0.06       | 0                                    | 0          | 0.01              | 0.06       | 3                          | 1          |  |
| 4810                 | saree (m)                       | 0.05          | 2.05       | 0                                    | 0          | 0.05              | 2.05       | 24                         | 13         |  |
| 4820                 | cloth for shirt,pyjama,etc.(m)  | 0.02          | 0.96       | 0                                    | 0          | 0.02              | 0.96       | 22                         | 15         |  |
| 4830                 | cloth for coat,trousers,etc.(m) | 0.01          | 0.58       | 0                                    | 0          | 0.01              | 0.58       | 16                         | 10         |  |
| 4850                 | lungi (no.)                     | 0             | 0.04       | 0                                    | 0          | 0                 | 0.04       | 5                          | 3          |  |
| 4870                 | hosiery articles (no.)          | 0.01          | 0.09       | 0                                    | 0          | 0.01              | 0.09       | 10                         | 6          |  |
| 4900                 | readymade garments (no.)        | 0.01          | 1.31       | 0                                    | 0          | 0.01              | 1.31       | 34                         | 23         |  |
| <b>Tamil Nadu</b>    |                                 |               |            |                                      |            |                   |            |                            |            |  |
| 4800                 | dhoti (m)                       | 0.04          | 1.01       | 0                                    | 0          | 0.05              | 1.08       | 38                         | 160        |  |
| 4810                 | saree (m)                       | 0.1           | 4.09       | 0                                    | 0          | 0.11              | 4.16       | 56                         | 245        |  |
| 4820                 | cloth for shirt,pyjama,etc.(m)  | 0.06          | 2.98       | 0                                    | 0          | 0.06              | 2.86       | 79                         | 325        |  |
| 4830                 | cloth for coat,trousers,etc.(m) | 0.02          | 1.44       | 0                                    | 0          | 0.02              | 1.42       | 35                         | 155        |  |
| 4850                 | lungi (no.)                     | 0.01          | 0.36       | 0                                    | 0          | 0.01              | 0.37       | 24                         | 101        |  |
| 4870                 | hosiery articles (no.)          | 0.01          | 0.69       | 0                                    | 0          | 0.01              | 0.69       | 31                         | 118        |  |
| 4900                 | readymade garments (no.)        | 0.02          | 1.46       | 0                                    | 0          | 0.02              | 1.54       | 34                         | 156        |  |
| <b>Tripura</b>       |                                 |               |            |                                      |            |                   |            |                            |            |  |
| 4800                 | dhoti (m)                       | 0.02          | 0.3        | 0                                    | 0          | 0.02              | 0.3        | 19                         | 37         |  |
| 4810                 | saree (m)                       | 0.11          | 2.36       | 0                                    | 0          | 0.11              | 2.33       | 87                         | 163        |  |
| 4820                 | cloth for shirt,pyjama,etc.(m)  | 0.03          | 1.32       | 0                                    | 0          | 0.03              | 1.31       | 43                         | 75         |  |
| 4830                 | cloth for coat,trousers,etc.(m) | 0.01          | 0.7        | 0                                    | 0          | 0.01              | 0.7        | 19                         | 35         |  |
| 4850                 | lungi (no.)                     | 0.02          | 0.65       | 0                                    | 0          | 0.02              | 0.64       | 50                         | 84         |  |
| 4870                 | hosiery articles (no.)          | 0.01          | 0.27       | 0                                    | 0          | 0.01              | 0.27       | 30                         | 56         |  |
| 4900                 | readymade garments (no.)        | 0.08          | 3.57       | 0                                    | 0          | 0.08              | 3.55       | 108                        | 194        |  |
| <b>Uttar Pradesh</b> |                                 |               |            |                                      |            |                   |            |                            |            |  |
| 4800                 | dhoti (m)                       | 0.06          | 0.84       | 0                                    | 0          | 0.06              | 0.79       | 48                         | 487        |  |
| 4810                 | saree (m)                       | 0.2           | 4.77       | 0                                    | 0          | 0.18              | 4.29       | 123                        | 1239       |  |
| 4820                 | cloth for shirt,pyjama,etc.(m)  | 0.2           | 5.91       | 0                                    | 0          | 0.19              | 5.53       | 176                        | 1726       |  |
| 4830                 | cloth for coat,trousers,etc.(m) | 0.02          | 2.04       | 0                                    | 0          | 0.02              | 1.91       | 57                         | 583        |  |
| 4850                 | lungi (no.)                     | 0.01          | 0.39       | 0                                    | 0          | 0.01              | 0.38       | 38                         | 390        |  |
| 4870                 | hosiery articles (no.)          | 0.04          | 0.66       | 0                                    | 0          | 0.04              | 0.66       | 75                         | 739        |  |
| 4900                 | readymade garments (no.)        | 0.04          | 1.75       | 0                                    | 0          | 0.04              | 1.72       | 72                         | 719        |  |
| <b>West Bengal</b>   |                                 |               |            |                                      |            |                   |            |                            |            |  |
| 4800                 | dhoti (m)                       | 0.04          | 0.53       | 0                                    | 0          | 0.03              | 0.4        | 33                         | 178        |  |
| 4810                 | saree (m)                       | 0.25          | 4.9        | 0                                    | 0          | 0.23              | 4.34       | 163                        | 828        |  |
| 4820                 | cloth for shirt,pyjama,etc.(m)  | 0.02          | 0.86       | 0                                    | 0          | 0.02              | 0.75       | 30                         | 177        |  |
| 4830                 | cloth for coat,trousers,etc.(m) | 0.01          | 0.79       | 0                                    | 0          | 0.01              | 0.65       | 19                         | 116        |  |
| 4850                 | lungi (no.)                     | 0.03          | 0.99       | 0                                    | 0          | 0.03              | 0.99       | 90                         | 437        |  |
| 4870                 | hosiery articles (no.)          | 0.02          | 0.63       | 0                                    | 0          | 0.02              | 0.61       | 71                         | 362        |  |
| 4900                 | readymade garments (no.)        | 0.13          | 4.41       | 0                                    | 0          | 0.13              | 4.28       | 181                        | 899        |  |

**Table (2): Quantity and value of cash purchase, consumption out of home-produced stock, and total consumption of different items of clothing per person for a period of 30 days**

| item code                        | item                            | Rural         |            |                                      |            |                   |            |                            |            |  |
|----------------------------------|---------------------------------|---------------|------------|--------------------------------------|------------|-------------------|------------|----------------------------|------------|--|
|                                  |                                 | cash purchase |            | consumption from home-produced stock |            | total consumption |            | hhs. reporting consumption |            |  |
|                                  |                                 | quantity (kg) | value (Rs) | quantity (kg)                        | value (Rs) | quantity (kg)     | value (Rs) | estd. no. per 1000         | sample no. |  |
| (1)                              | (2)                             | (3)           | (4)        | (5)                                  | (6)        | (7)               | (8)        | (9)                        | (10)       |  |
| <b>Andaman &amp; Nicobar Is.</b> |                                 |               |            |                                      |            |                   |            |                            |            |  |
| 4800                             | dhoti (m)                       | 0.01          | 0.24       | 0                                    | 0          | 0.01              | 0.25       | 7                          | 3          |  |
| 4810                             | saree (m)                       | 0.18          | 7.14       | 0                                    | 0          | 0.18              | 6.87       | 118                        | 65         |  |
| 4820                             | cloth for shirt,pyjama,etc.(m)  | 0.11          | 6.08       | 0                                    | 0          | 0.11              | 6.2        | 176                        | 91         |  |
| 4830                             | cloth for coat,trousers,etc.(m) | 0.05          | 5.69       | 0                                    | 0          | 0.05              | 6.04       | 115                        | 64         |  |
| 4850                             | lungi (no.)                     | 0.02          | 1.18       | 0                                    | 0          | 0.02              | 1.23       | 69                         | 39         |  |
| 4870                             | hosiery articles (no.)          | 0.02          | 0.88       | 0                                    | 0          | 0.02              | 0.88       | 62                         | 36         |  |
| 4900                             | readymade garments (no.)        | 0.11          | 8.83       | 0                                    | 0          | 0.1               | 8.67       | 185                        | 112        |  |
| <b>Chandigarh</b>                |                                 |               |            |                                      |            |                   |            |                            |            |  |
| 4800                             | dhoti (m)                       | 0             | 0.02       | 0                                    | 0          | 0                 | 0.02       | 1                          | 1          |  |
| 4810                             | saree (m)                       | 0.06          | 1.81       | 0                                    | 0          | 0.06              | 1.81       | 27                         | 2          |  |
| 4820                             | cloth for shirt,pyjama,etc.(m)  | 0.3           | 12.29      | 0                                    | 0          | 0.38              | 14.79      | 182                        | 16         |  |
| 4830                             | cloth for coat,trousers,etc.(m) | 0.05          | 5.36       | 0                                    | 0          | 0.05              | 5.36       | 136                        | 10         |  |
| 4850                             | lungi (no.)                     | 0             | 0.02       | 0                                    | 0          | 0                 | 0.02       | 4                          | 1          |  |
| 4870                             | hosiery articles (no.)          | 0             | 2.02       | 0                                    | 0          | 0                 | 2.02       | 113                        | 10         |  |
| 4900                             | readymade garments (no.)        | 0.06          | 6.05       | 0                                    | 0          | 0.06              | 6.05       | 86                         | 8          |  |
| <b>Dadra &amp; Nagar Haveli</b>  |                                 |               |            |                                      |            |                   |            |                            |            |  |
| 4800                             | dhoti (m)                       | 0             | 0.02       | 0                                    | 0          | 0                 | 0.02       | 1                          | 1          |  |
| 4810                             | saree (m)                       | 0.1           | 2.71       | 0                                    | 0          | 0.11              | 2.8        | 70                         | 16         |  |
| 4820                             | cloth for shirt,pyjama,etc.(m)  | 0.02          | 0.76       | 0                                    | 0          | 0.02              | 0.78       | 25                         | 8          |  |
| 4830                             | cloth for coat,trousers,etc.(m) | 0.01          | 0.79       | 0                                    | 0          | 0.01              | 1          | 11                         | 4          |  |
| 4850                             | lungi (no.)                     | 0             | 0.02       | 0                                    | 0          | 0                 | 0.02       | 4                          | 1          |  |
| 4870                             | hosiery articles (no.)          | 0.04          | 0.75       | 0                                    | 0          | 0.04              | 0.75       | 78                         | 17         |  |
| 4900                             | readymade garments (no.)        | 0.09          | 5.17       | 0                                    | 0          | 0.09              | 5.17       | 100                        | 24         |  |
| <b>Daman &amp; Diu</b>           |                                 |               |            |                                      |            |                   |            |                            |            |  |
| 4800                             | dhoti (m)                       | 0.03          | 1.25       | 0                                    | 0          | 0.03              | 1.25       | 18                         | 1          |  |
| 4810                             | saree (m)                       | 0.04          | 3.43       | 0                                    | 0          | 0.03              | 2.11       | 54                         | 3          |  |
| 4820                             | cloth for shirt,pyjama,etc.(m)  | 0.04          | 2.81       | 0                                    | 0          | 0.04              | 2.81       | 79                         | 6          |  |
| 4830                             | cloth for coat,trousers,etc.(m) | 0.04          | 3.4        | 0                                    | 0          | 0.04              | 3.4        | 79                         | 6          |  |
| 4850                             | lungi (no.)                     | 0.01          | 0.15       | 0                                    | 0          | 0.01              | 0.15       | 18                         | 1          |  |
| 4870                             | hosiery articles (no.)          | 0.07          | 1.45       | 0                                    | 0          | 0.07              | 1.45       | 73                         | 3          |  |
| 4900                             | readymade garments (no.)        | 0.09          | 5.79       | 0                                    | 0          | 0.1               | 6.46       | 84                         | 9          |  |
| <b>Delhi</b>                     |                                 |               |            |                                      |            |                   |            |                            |            |  |
| 4800                             | dhoti (m)                       | 0.03          | 1.25       | 0                                    | 0          | 0.03              | 1.25       | 18                         | 1          |  |
| 4810                             | saree (m)                       | 0.04          | 3.43       | 0                                    | 0          | 0.03              | 2.11       | 54                         | 3          |  |
| 4820                             | cloth for shirt,pyjama,etc.(m)  | 0.1           | 6.99       | 0                                    | 0          | 0.07              | 3.79       | 126                        | 7          |  |
| 4830                             | cloth for coat,trousers,etc.(m) | 0.05          | 6.27       | 0                                    | 0          | 0.04              | 4.24       | 102                        | 5          |  |
| 4850                             | lungi (no.)                     | 0.01          | 0.15       | 0                                    | 0          | 0.01              | 0.15       | 18                         | 1          |  |
| 4870                             | hosiery articles (no.)          | 0.07          | 1.45       | 0                                    | 0          | 0.07              | 1.45       | 73                         | 3          |  |
| 4900                             | readymade garments (no.)        | 0.09          | 5.28       | 0                                    | 0          | 0.07              | 4.62       | 132                        | 6          |  |
| <b>Lakshadweep</b>               |                                 |               |            |                                      |            |                   |            |                            |            |  |
| 4800                             | dhoti (m)                       | 0.29          | 2.95       | 0                                    | 0          | 0.29              | 2.95       | 116                        | 10         |  |
| 4810                             | saree (m)                       | 0.31          | 22.85      | 0                                    | 0          | 0.31              | 22.85      | 158                        | 11         |  |
| 4820                             | cloth for shirt,pyjama,etc.(m)  | 0.1           | 6.39       | 0                                    | 0          | 0.1               | 6.39       | 117                        | 12         |  |
| 4830                             | cloth for coat,trousers,etc.(m) | 0.01          | 0.75       | 0                                    | 0          | 0.01              | 0.75       | 6                          | 2          |  |
| 4850                             | lungi (no.)                     | 0.28          | 7.1        | 0                                    | 0          | 0.28              | 7.1        | 183                        | 16         |  |
| 4870                             | hosiery articles (no.)          | 0.01          | 0.39       | 0                                    | 0          | 0.01              | 0.39       | 8                          | 2          |  |
| 4900                             | readymade garments (no.)        | 0.04          | 6.14       | 0                                    | 0          | 0.04              | 6.14       | 88                         | 8          |  |



**Table (2): Quantity and value of cash purchase, consumption out of home-produced stock, and total consumption of different items of clothing per person for a period of 30 days**

| item code          | item                            | Rural         |            |                                      |            |                   |            |                            |            |  |
|--------------------|---------------------------------|---------------|------------|--------------------------------------|------------|-------------------|------------|----------------------------|------------|--|
|                    |                                 | cash purchase |            | consumption from home-produced stock |            | total consumption |            | hhs. reporting consumption |            |  |
|                    |                                 | quantity (kg) | value (Rs) | quantity (kg)                        | value (Rs) | quantity (kg)     | value (Rs) | estd. no. per 1000         | sample no. |  |
| (1)                | (2)                             | (3)           | (4)        | (5)                                  | (6)        | (7)               | (8)        | (9)                        | (10)       |  |
| <b>Pondicherry</b> |                                 |               |            |                                      |            |                   |            |                            |            |  |
| 4800               | dhoti (m)                       | 0.04          | 1.35       | 0                                    | 0          | 0.07              | 2.02       | 53                         | 5          |  |
| 4810               | saree (m)                       | 0.11          | 4.73       | 0                                    | 0          | 0.19              | 7.62       | 38                         | 5          |  |
| 4820               | cloth for shirt,pyjama,etc.(m)  | 0.11          | 6.4        | 0                                    | 0          | 0.16              | 9.06       | 116                        | 9          |  |
| 4830               | cloth for coat,trousers,etc.(m) | 0.04          | 4.1        | 0                                    | 0          | 0.09              | 7.85       | 86                         | 6          |  |
| 4870               | hosiery articles (no.)          | 0             | 0.03       | 0                                    | 0          | 0.07              | 1.52       | 1                          | 1          |  |
| 4900               | readymade garments (no.)        | 0.03          | 2.32       | 0                                    | 0          | 0.06              | 5.13       | 65                         | 7          |  |

**Table (2): Quantity and value of cash purchase, consumption out of home-produced stock, and total consumption of different items of clothing per person for a period of 30 days**

| item code                | item                            | Urban         |            |                                      |            |                   |            |                            |            |  |
|--------------------------|---------------------------------|---------------|------------|--------------------------------------|------------|-------------------|------------|----------------------------|------------|--|
|                          |                                 | cash purchase |            | consumption from home-produced stock |            | total consumption |            | hhs. reporting consumption |            |  |
|                          |                                 | quantity (kg) | value (Rs) | quantity (kg)                        | value (Rs) | quantity (kg)     | value (Rs) | estd. no. per 1000         | sample no. |  |
| (1)                      | (2)                             | (3)           | (4)        | (5)                                  | (6)        | (7)               | (8)        | (9)                        | (10)       |  |
| <b>Andhra Pradesh</b>    |                                 |               |            |                                      |            |                   |            |                            |            |  |
| 4800                     | dhoti (m)                       | 0.02          | 0.5        | 0                                    | 0          | 0.02              | 0.42       | 16                         | 52         |  |
| 4810                     | saree (m)                       | 0.22          | 8.46       | 0                                    | 0          | 0.2               | 7.76       | 103                        | 391        |  |
| 4820                     | cloth for shirt,pyjama,etc.(m)  | 0.11          | 5.49       | 0                                    | 0          | 0.1               | 5.25       | 112                        | 418        |  |
| 4830                     | cloth for coat,trousers,etc.(m) | 0.04          | 4.05       | 0                                    | 0          | 0.03              | 3.85       | 65                         | 253        |  |
| 4850                     | lungi (no.)                     | 0.01          | 0.38       | 0                                    | 0          | 0.01              | 0.38       | 24                         | 84         |  |
| 4870                     | hosiery articles (no.)          | 0.02          | 0.67       | 0                                    | 0          | 0.02              | 0.65       | 27                         | 104        |  |
| 4900                     | readymade garments (no.)        | 0.03          | 3.14       | 0                                    | 0          | 0.04              | 3.26       | 60                         | 228        |  |
| <b>Arunachal Pradesh</b> |                                 |               |            |                                      |            |                   |            |                            |            |  |
| 4810                     | saree (m)                       | 0.1           | 6.69       | 0                                    | 0          | 0.1               | 6.69       | 79                         | 13         |  |
| 4820                     | cloth for shirt,pyjama,etc.(m)  | 0.09          | 7.86       | 0                                    | 0          | 0.09              | 7.86       | 87                         | 18         |  |
| 4830                     | cloth for coat,trousers,etc.(m) | 0             | 0.08       | 0                                    | 0          | 0                 | 0.08       | 2                          | 1          |  |
| 4870                     | hosiery articles (no.)          | 0.06          | 2.61       | 0                                    | 0          | 0.06              | 2.61       | 68                         | 16         |  |
| 4900                     | readymade garments (no.)        | 0.1           | 10.32      | 0                                    | 0          | 0.1               | 10.32      | 106                        | 21         |  |
| <b>Assam</b>             |                                 |               |            |                                      |            |                   |            |                            |            |  |
| 4800                     | dhoti (m)                       | 0.02          | 0.27       | 0                                    | 0          | 0.02              | 0.28       | 13                         | 11         |  |
| 4810                     | saree (m)                       | 0.11          | 4.41       | 0                                    | 0          | 0.11              | 4.5        | 68                         | 62         |  |
| 4820                     | cloth for shirt,pyjama,etc.(m)  | 0.04          | 1.78       | 0                                    | 0          | 0.03              | 1.72       | 55                         | 36         |  |
| 4830                     | cloth for coat,trousers,etc.(m) | 0.01          | 1.15       | 0                                    | 0          | 0.01              | 1.15       | 21                         | 8          |  |
| 4850                     | lungi (no.)                     | 0.01          | 0.23       | 0                                    | 0          | 0.01              | 0.23       | 26                         | 20         |  |
| 4870                     | hosiery articles (no.)          | 0.09          | 2.27       | 0                                    | 0          | 0.1               | 2.45       | 160                        | 119        |  |
| 4900                     | readymade garments (no.)        | 0.11          | 6.63       | 0                                    | 0          | 0.12              | 7.87       | 154                        | 117        |  |
| <b>Bihar</b>             |                                 |               |            |                                      |            |                   |            |                            |            |  |
| 4800                     | dhoti (m)                       | 0.02          | 0.24       | 0                                    | 0          | 0.02              | 0.24       | 15                         | 43         |  |
| 4810                     | saree (m)                       | 0.12          | 4.1        | 0                                    | 0          | 0.11              | 3.63       | 73                         | 180        |  |
| 4820                     | cloth for shirt,pyjama,etc.(m)  | 0.06          | 2.63       | 0                                    | 0          | 0.06              | 2.52       | 57                         | 133        |  |
| 4830                     | cloth for coat,trousers,etc.(m) | 0.01          | 1.5        | 0                                    | 0          | 0.01              | 1.46       | 27                         | 70         |  |
| 4850                     | lungi (no.)                     | 0.01          | 0.36       | 0                                    | 0          | 0.01              | 0.36       | 37                         | 78         |  |
| 4870                     | hosiery articles (no.)          | 0.03          | 0.58       | 0                                    | 0          | 0.03              | 0.58       | 50                         | 98         |  |
| 4900                     | readymade garments (no.)        | 0.06          | 3.62       | 0                                    | 0          | 0.06              | 3.56       | 71                         | 169        |  |
| <b>Goa</b>               |                                 |               |            |                                      |            |                   |            |                            |            |  |
| 4800                     | dhoti (m)                       | 0             | 0.05       | 0                                    | 0          | 0                 | 0.05       | 4                          | 1          |  |
| 4810                     | saree (m)                       | 0.17          | 9.84       | 0                                    | 0          | 0.17              | 9.84       | 90                         | 18         |  |
| 4820                     | cloth for shirt,pyjama,etc.(m)  | 0.05          | 3.33       | 0                                    | 0          | 0.05              | 3.1        | 96                         | 17         |  |
| 4830                     | cloth for coat,trousers,etc.(m) | 0.02          | 2.44       | 0                                    | 0          | 0.01              | 2.1        | 43                         | 10         |  |
| 4870                     | hosiery articles (no.)          | 0.02          | 0.32       | 0                                    | 0          | 0.02              | 0.32       | 17                         | 4          |  |
| 4900                     | readymade garments (no.)        | 0.04          | 5.16       | 0                                    | 0          | 0.04              | 5.16       | 88                         | 22         |  |
| <b>Gujarat</b>           |                                 |               |            |                                      |            |                   |            |                            |            |  |
| 4800                     | dhoti (m)                       | 0             | 0.06       | 0                                    | 0          | 0                 | 0.06       | 2                          | 7          |  |
| 4810                     | saree (m)                       | 0.09          | 4.2        | 0                                    | 0          | 0.08              | 3.9        | 51                         | 154        |  |
| 4820                     | cloth for shirt,pyjama,etc.(m)  | 0.06          | 2.81       | 0                                    | 0          | 0.05              | 2.74       | 58                         | 157        |  |
| 4830                     | cloth for coat,trousers,etc.(m) | 0.02          | 2.46       | 0                                    | 0          | 0.02              | 2.36       | 43                         | 119        |  |
| 4850                     | lungi (no.)                     | 0             | 0.06       | 0                                    | 0          | 0                 | 0.06       | 7                          | 19         |  |
| 4870                     | hosiery articles (no.)          | 0.04          | 0.95       | 0                                    | 0          | 0.04              | 0.89       | 58                         | 142        |  |
| 4900                     | readymade garments (no.)        | 0.06          | 6.14       | 0                                    | 0          | 0.06              | 5.63       | 81                         | 234        |  |

**Table (2): Quantity and value of cash purchase, consumption out of home-produced stock, and total consumption of different items of clothing per person for a period of 30 days**

| item code                  | item                            | Urban         |            |                                      |            |                   |            |                            |            |  |
|----------------------------|---------------------------------|---------------|------------|--------------------------------------|------------|-------------------|------------|----------------------------|------------|--|
|                            |                                 | cash purchase |            | consumption from home-produced stock |            | total consumption |            | hhs. reporting consumption |            |  |
|                            |                                 | quantity (kg) | value (Rs) | quantity (kg)                        | value (Rs) | quantity (kg)     | value (Rs) | estd. no. per 1000         | sample no. |  |
| (1)                        | (2)                             | (3)           | (4)        | (5)                                  | (6)        | (7)               | (8)        | (9)                        | (10)       |  |
| <b>Haryana</b>             |                                 |               |            |                                      |            |                   |            |                            |            |  |
| 4800                       | dhoti (m)                       | 0.01          | 0.44       | 0                                    | 0          | 0.01              | 0.4        | 6                          | 5          |  |
| 4810                       | saree (m)                       | 0.02          | 0.96       | 0                                    | 0          | 0.01              | 0.43       | 16                         | 10         |  |
| 4820                       | cloth for shirt,pyjama,etc.(m)  | 0.27          | 10.82      | 0                                    | 0          | 0.22              | 8.44       | 146                        | 103        |  |
| 4830                       | cloth for coat,trousers,etc.(m) | 0.02          | 2.37       | 0                                    | 0          | 0.02              | 2.34       | 56                         | 37         |  |
| 4850                       | lungi (no.)                     | 0             | 0.04       | 0                                    | 0          | 0                 | 0.04       | 5                          | 2          |  |
| 4870                       | hosiery articles (no.)          | 0.01          | 0.28       | 0                                    | 0          | 0.01              | 0.23       | 27                         | 20         |  |
| 4900                       | readymade garments (no.)        | 0.03          | 2.56       | 0                                    | 0          | 0.03              | 2.54       | 55                         | 31         |  |
| <b>Himachal Pradesh</b>    |                                 |               |            |                                      |            |                   |            |                            |            |  |
| 4810                       | saree (m)                       | 0             | 0.13       | 0                                    | 0          | 0                 | 0.13       | 4                          | 1          |  |
| 4820                       | cloth for shirt,pyjama,etc.(m)  | 0.32          | 16.71      | 0                                    | 0          | 0.29              | 15.49      | 146                        | 72         |  |
| 4830                       | cloth for coat,trousers,etc.(m) | 0.03          | 5.44       | 0                                    | 0          | 0.03              | 8.19       | 56                         | 28         |  |
| 4870                       | hosiery articles (no.)          | 0.02          | 0.43       | 0                                    | 0          | 0.02              | 0.43       | 30                         | 9          |  |
| 4900                       | readymade garments (no.)        | 0.07          | 21.11      | 0                                    | 0          | 0.08              | 21.37      | 120                        | 26         |  |
| <b>Jammu &amp; Kashmir</b> |                                 |               |            |                                      |            |                   |            |                            |            |  |
| 4810                       | saree (m)                       | 0             | 0.04       | 0                                    | 0          | 0                 | 0.06       | 2                          | 1          |  |
| 4820                       | cloth for shirt,pyjama,etc.(m)  | 0.22          | 9.69       | 0                                    | 0          | 0.21              | 8.84       | 151                        | 78         |  |
| 4830                       | cloth for coat,trousers,etc.(m) | 0.04          | 4.85       | 0                                    | 0          | 0.03              | 2.84       | 71                         | 32         |  |
| 4870                       | hosiery articles (no.)          | 0             | 0.63       | 0                                    | 0          | 0                 | 0.64       | 24                         | 14         |  |
| 4900                       | readymade garments (no.)        | 0.03          | 5.33       | 0                                    | 0          | 0.03              | 5.29       | 59                         | 35         |  |
| <b>Karnataka</b>           |                                 |               |            |                                      |            |                   |            |                            |            |  |
| 4800                       | dhoti (m)                       | 0.1           | 2.69       | 0                                    | 0          | 0.1               | 2.69       | 90                         | 82         |  |
| 4810                       | saree (m)                       | 0.18          | 8.95       | 0                                    | 0          | 0.2               | 10.75      | 110                        | 107        |  |
| 4820                       | cloth for shirt,pyjama,etc.(m)  | 0.13          | 6.19       | 0                                    | 0          | 0.14              | 6.63       | 162                        | 158        |  |
| 4830                       | cloth for coat,trousers,etc.(m) | 0.02          | 2.15       | 0                                    | 0          | 0.03              | 2.48       | 56                         | 55         |  |
| 4850                       | lungi (no.)                     | 0.03          | 1.33       | 0                                    | 0          | 0.03              | 1.37       | 72                         | 58         |  |
| 4870                       | hosiery articles (no.)          | 0.04          | 1.33       | 0                                    | 0          | 0.04              | 1.36       | 46                         | 44         |  |
| 4900                       | readymade garments (no.)        | 0.09          | 9.3        | 0                                    | 0          | 0.1               | 10.35      | 144                        | 134        |  |
| <b>Kerala</b>              |                                 |               |            |                                      |            |                   |            |                            |            |  |
| 4800                       | dhoti (m)                       | 0.08          | 2.34       | 0                                    | 0          | 0.08              | 2.27       | 75                         | 140        |  |
| 4810                       | saree (m)                       | 0.18          | 9.94       | 0                                    | 0          | 0.19              | 10.51      | 107                        | 219        |  |
| 4820                       | cloth for shirt,pyjama,etc.(m)  | 0.12          | 6.1        | 0                                    | 0          | 0.13              | 6.31       | 153                        | 280        |  |
| 4830                       | cloth for coat,trousers,etc.(m) | 0.03          | 2.21       | 0                                    | 0          | 0.03              | 2.33       | 58                         | 106        |  |
| 4850                       | lungi (no.)                     | 0.03          | 1.23       | 0                                    | 0          | 0.03              | 1.24       | 61                         | 94         |  |
| 4870                       | hosiery articles (no.)          | 0.03          | 1          | 0                                    | 0          | 0.03              | 1          | 34                         | 66         |  |
| 4900                       | readymade garments (no.)        | 0.08          | 9.91       | 0                                    | 0          | 0.09              | 10.46      | 135                        | 258        |  |
| <b>Madhya Pradesh</b>      |                                 |               |            |                                      |            |                   |            |                            |            |  |
| 4800                       | dhoti (m)                       | 0.01          | 0.23       | 0                                    | 0          | 0.01              | 0.21       | 10                         | 30         |  |
| 4810                       | saree (m)                       | 0.15          | 5.69       | 0                                    | 0          | 0.14              | 5.29       | 97                         | 322        |  |
| 4820                       | cloth for shirt,pyjama,etc.(m)  | 0.1           | 4.5        | 0                                    | 0          | 0.1               | 4.44       | 108                        | 369        |  |
| 4830                       | cloth for coat,trousers,etc.(m) | 0.03          | 3.42       | 0                                    | 0          | 0.03              | 3.27       | 68                         | 224        |  |
| 4850                       | lungi (no.)                     | 0             | 0.11       | 0                                    | 0          | 0                 | 0.12       | 11                         | 41         |  |
| 4870                       | hosiery articles (no.)          | 0.02          | 0.77       | 0                                    | 0          | 0.03              | 0.76       | 54                         | 199        |  |
| 4900                       | readymade garments (no.)        | 0.1           | 7.66       | 0                                    | 0          | 0.09              | 7.49       | 124                        | 407        |  |
| <b>Maharashtra</b>         |                                 |               |            |                                      |            |                   |            |                            |            |  |
| 4800                       | dhoti (m)                       | 0.01          | 0.13       | 0                                    | 0          | 0                 | 0.1        | 4                          | 22         |  |
| 4810                       | saree (m)                       | 0.14          | 5.86       | 0                                    | 0          | 0.12              | 5.15       | 64                         | 358        |  |
| 4820                       | cloth for shirt,pyjama,etc.(m)  | 0.08          | 3.85       | 0                                    | 0          | 0.07              | 3.46       | 74                         | 407        |  |
| 4830                       | cloth for coat,trousers,etc.(m) | 0.02          | 2.35       | 0                                    | 0          | 0.02              | 2.14       | 36                         | 198        |  |
| 4850                       | lungi (no.)                     | 0             | 0.13       | 0                                    | 0          | 0                 | 0.13       | 10                         | 50         |  |
| 4870                       | hosiery articles (no.)          | 0.02          | 0.74       | 0                                    | 0          | 0.03              | 0.74       | 31                         | 185        |  |
| 4900                       | readymade garments (no.)        | 0.08          | 8.81       | 0                                    | 0          | 0.08              | 8.76       | 111                        | 637        |  |

**Table (2): Quantity and value of cash purchase, consumption out of home-produced stock, and total consumption of different items of clothing per person for a period of 30 days**

| item code        | item                            | Urban         |            |                                      |            |                   |            |                            |            |  |
|------------------|---------------------------------|---------------|------------|--------------------------------------|------------|-------------------|------------|----------------------------|------------|--|
|                  |                                 | cash purchase |            | consumption from home-produced stock |            | total consumption |            | hhs. reporting consumption |            |  |
|                  |                                 | quantity (kg) | value (Rs) | quantity (kg)                        | value (Rs) | quantity (kg)     | value (Rs) | estd. no. per 1000         | sample no. |  |
| (1)              | (2)                             | (3)           | (4)        | (5)                                  | (6)        | (7)               | (8)        | (9)                        | (10)       |  |
| <b>Manipur</b>   |                                 |               |            |                                      |            |                   |            |                            |            |  |
| 4800             | dhoti (m)                       | 0             | 0.01       | 0                                    | 0          | 0                 | 0.01       | 1                          | 1          |  |
| 4810             | saree (m)                       | 0             | 0.07       | 0                                    | 0          | 0                 | 0.07       | 6                          | 6          |  |
| 4820             | cloth for shirt,pyjama,etc.(m)  | 0.01          | 0.54       | 0                                    | 0          | 0.01              | 0.54       | 20                         | 20         |  |
| 4830             | cloth for coat,trousers,etc.(m) | 0             | 0.53       | 0                                    | 0          | 0                 | 0.53       | 12                         | 13         |  |
| 4850             | lungi (no.)                     | 0.01          | 0.23       | 0                                    | 0          | 0.01              | 0.23       | 10                         | 9          |  |
| 4870             | hosiery articles (no.)          | 0             | 0.13       | 0                                    | 0          | 0                 | 0.13       | 11                         | 10         |  |
| 4900             | readymade garments (no.)        | 0.02          | 1.91       | 0                                    | 0          | 0.02              | 1.93       | 69                         | 63         |  |
| <b>Meghalaya</b> |                                 |               |            |                                      |            |                   |            |                            |            |  |
| 4800             | dhoti (m)                       | 0             | 0.04       | 0                                    | 0          | 0                 | 0.04       | 3                          | 1          |  |
| 4810             | saree (m)                       | 0.03          | 1.49       | 0                                    | 0          | 0.03              | 1.49       | 18                         | 12         |  |
| 4820             | cloth for shirt,pyjama,etc.(m)  | 0.04          | 3.61       | 0                                    | 0          | 0.04              | 3.61       | 29                         | 15         |  |
| 4830             | cloth for coat,trousers,etc.(m) | 0.01          | 0.93       | 0                                    | 0          | 0.01              | 0.93       | 11                         | 8          |  |
| 4870             | hosiery articles (no.)          | 0.02          | 0.68       | 0                                    | 0          | 0.02              | 0.68       | 39                         | 14         |  |
| 4900             | readymade garments (no.)        | 0.07          | 10.86      | 0                                    | 0          | 0.07              | 10.86      | 85                         | 35         |  |
| <b>Mizoram</b>   |                                 |               |            |                                      |            |                   |            |                            |            |  |
| 4810             | saree (m)                       | 0             | 0.03       | 0                                    | 0          | 0                 | 0.03       | 1                          | 2          |  |
| 4820             | cloth for shirt,pyjama,etc.(m)  | 0.03          | 2.92       | 0                                    | 0          | 0.03              | 2.92       | 72                         | 60         |  |
| 4830             | cloth for coat,trousers,etc.(m) | 0.01          | 0.57       | 0                                    | 0          | 0.01              | 0.57       | 12                         | 9          |  |
| 4850             | lungi (no.)                     | 0             | 0          | 0                                    | 0          | 0                 | 0          | 0                          | 1          |  |
| 4870             | hosiery articles (no.)          | 0.06          | 1.48       | 0                                    | 0          | 0.06              | 1.48       | 64                         | 62         |  |
| 4900             | readymade garments (no.)        | 0.1           | 22.08      | 0                                    | 0          | 0.1               | 22.08      | 248                        | 227        |  |
| <b>Nagaland</b>  |                                 |               |            |                                      |            |                   |            |                            |            |  |
| 4810             | saree (m)                       | 0             | 0.01       | 0                                    | 0          | 0                 | 0.01       | 0                          | 1          |  |
| 4820             | cloth for shirt,pyjama,etc.(m)  | 0.02          | 0.83       | 0                                    | 0          | 0.02              | 0.83       | 37                         | 8          |  |
| 4830             | cloth for coat,trousers,etc.(m) | 0.01          | 0.39       | 0                                    | 0          | 0.01              | 0.39       | 14                         | 3          |  |
| 4870             | hosiery articles (no.)          | 0.03          | 0.65       | 0                                    | 0          | 0.03              | 0.65       | 59                         | 13         |  |
| 4900             | readymade garments (no.)        | 0.06          | 6.69       | 0                                    | 0          | 0.05              | 6.69       | 141                        | 34         |  |
| <b>Orissa</b>    |                                 |               |            |                                      |            |                   |            |                            |            |  |
| 4800             | dhoti (m)                       | 0.03          | 0.35       | 0                                    | 0          | 0.02              | 0.34       | 21                         | 20         |  |
| 4810             | saree (m)                       | 0.24          | 7.96       | 0                                    | 0          | 0.22              | 7.04       | 157                        | 163        |  |
| 4820             | cloth for shirt,pyjama,etc.(m)  | 0.05          | 2.65       | 0                                    | 0          | 0.04              | 2.4        | 69                         | 67         |  |
| 4830             | cloth for coat,trousers,etc.(m) | 0.02          | 2.45       | 0                                    | 0          | 0.01              | 2.04       | 46                         | 47         |  |
| 4850             | lungi (no.)                     | 0.01          | 0.59       | 0                                    | 0          | 0.01              | 0.58       | 45                         | 49         |  |
| 4870             | hosiery articles (no.)          | 0.01          | 0.81       | 0                                    | 0          | 0.01              | 0.81       | 53                         | 57         |  |
| 4900             | readymade garments (no.)        | 0.11          | 7.39       | 0                                    | 0          | 0.1               | 7.1        | 149                        | 162        |  |
| <b>Punjab</b>    |                                 |               |            |                                      |            |                   |            |                            |            |  |
| 4800             | dhoti (m)                       | 0             | 0.01       | 0                                    | 0          | 0                 | 0.01       | 1                          | 1          |  |
| 4810             | saree (m)                       | 0.01          | 0.55       | 0                                    | 0          | 0.01              | 0.53       | 9                          | 22         |  |
| 4820             | cloth for shirt,pyjama,etc.(m)  | 0.22          | 10.07      | 0                                    | 0          | 0.22              | 9.92       | 145                        | 320        |  |
| 4830             | cloth for coat,trousers,etc.(m) | 0.02          | 2.7        | 0                                    | 0          | 0.02              | 2.67       | 42                         | 97         |  |
| 4850             | lungi (no.)                     | 0             | 0.02       | 0                                    | 0          | 0                 | 0.02       | 2                          | 5          |  |
| 4870             | hosiery articles (no.)          | 0.02          | 0.49       | 0                                    | 0          | 0.02              | 0.45       | 22                         | 51         |  |
| 4900             | readymade garments (no.)        | 0.03          | 3.03       | 0                                    | 0          | 0.03              | 2.92       | 50                         | 116        |  |
| <b>Rajasthan</b> |                                 |               |            |                                      |            |                   |            |                            |            |  |
| 4800             | dhoti (m)                       | 0.02          | 0.4        | 0                                    | 0          | 0.02              | 0.39       | 14                         | 23         |  |
| 4810             | saree (m)                       | 0.06          | 2.42       | 0                                    | 0          | 0.05              | 2.2        | 40                         | 84         |  |
| 4820             | cloth for shirt,pyjama,etc.(m)  | 0.13          | 4.83       | 0                                    | 0          | 0.12              | 4.67       | 96                         | 180        |  |
| 4830             | cloth for coat,trousers,etc.(m) | 0.02          | 2.84       | 0                                    | 0          | 0.03              | 2.89       | 54                         | 94         |  |
| 4850             | lungi (no.)                     | 0             | 0.06       | 0                                    | 0          | 0                 | 0.06       | 6                          | 12         |  |
| 4870             | hosiery articles (no.)          | 0.03          | 0.98       | 0                                    | 0          | 0.03              | 0.98       | 50                         | 101        |  |
| 4900             | readymade garments (no.)        | 0.02          | 2.03       | 0                                    | 0          | 0.02              | 2.02       | 36                         | 72         |  |

**Table (2): Quantity and value of cash purchase, consumption out of home-produced stock, and total consumption of different items of clothing per person for a period of 30 days**

| item code                        | item                            | Urban         |            |                                      |            |                   |            |                            |            |  |
|----------------------------------|---------------------------------|---------------|------------|--------------------------------------|------------|-------------------|------------|----------------------------|------------|--|
|                                  |                                 | cash purchase |            | consumption from home-produced stock |            | total consumption |            | hhs. reporting consumption |            |  |
|                                  |                                 | quantity (kg) | value (Rs) | quantity (kg)                        | value (Rs) | quantity (kg)     | value (Rs) | estd. no. per 1000         | sample no. |  |
| (1)                              | (2)                             | (3)           | (4)        | (5)                                  | (6)        | (7)               | (8)        | (9)                        | (10)       |  |
| <b>Sikkim</b>                    |                                 |               |            |                                      |            |                   |            |                            |            |  |
| 4800                             | dhoti (m)                       | 0.01          | 0.19       | 0                                    | 0          | 0.01              | 0.19       | 3                          | 1          |  |
| 4810                             | saree (m)                       | 0.04          | 3.11       | 0                                    | 0          | 0.04              | 3.11       | 17                         | 5          |  |
| 4820                             | cloth for shirt,pyjama,etc.(m)  | 0.06          | 2.1        | 0                                    | 0          | 0.06              | 1.57       | 40                         | 9          |  |
| 4830                             | cloth for coat,trousers,etc.(m) | 0.02          | 5.04       | 0                                    | 0          | 0.02              | 4.23       | 40                         | 8          |  |
| 4850                             | lungi (no.)                     | 0.01          | 0.16       | 0                                    | 0          | 0.01              | 0.16       | 11                         | 2          |  |
| 4870                             | hosiery articles (no.)          | 0.01          | 0.23       | 0                                    | 0          | 0.01              | 0.23       | 18                         | 4          |  |
| 4900                             | readymade garments (no.)        | 0.04          | 6.11       | 0                                    | 0          | 0.02              | 3.99       | 42                         | 12         |  |
| <b>Tamil Nadu</b>                |                                 |               |            |                                      |            |                   |            |                            |            |  |
| 4800                             | dhoti (m)                       | 0.03          | 1.01       | 0                                    | 0          | 0.04              | 1.05       | 30                         | 136        |  |
| 4810                             | saree (m)                       | 0.13          | 7.53       | 0                                    | 0          | 0.13              | 7.08       | 66                         | 336        |  |
| 4820                             | cloth for shirt,pyjama,etc.(m)  | 0.08          | 4.29       | 0                                    | 0          | 0.08              | 4.24       | 75                         | 328        |  |
| 4830                             | cloth for coat,trousers,etc.(m) | 0.03          | 2.86       | 0                                    | 0          | 0.03              | 2.84       | 40                         | 181        |  |
| 4850                             | lungi (no.)                     | 0.01          | 0.33       | 0                                    | 0          | 0.01              | 0.33       | 19                         | 72         |  |
| 4870                             | hosiery articles (no.)          | 0.01          | 0.48       | 0                                    | 0          | 0.01              | 0.47       | 22                         | 92         |  |
| 4900                             | readymade garments (no.)        | 0.04          | 4.29       | 0                                    | 0          | 0.04              | 4.63       | 59                         | 252        |  |
| <b>Tripura</b>                   |                                 |               |            |                                      |            |                   |            |                            |            |  |
| 4800                             | dhoti (m)                       | 0.05          | 0.75       | 0                                    | 0          | 0.05              | 0.75       | 38                         | 17         |  |
| 4810                             | saree (m)                       | 0.28          | 9.48       | 0                                    | 0          | 0.28              | 9.34       | 187                        | 108        |  |
| 4820                             | cloth for shirt,pyjama,etc.(m)  | 0.04          | 2.46       | 0                                    | 0          | 0.04              | 2.42       | 58                         | 37         |  |
| 4830                             | cloth for coat,trousers,etc.(m) | 0.01          | 1.86       | 0                                    | 0          | 0.01              | 1.86       | 34                         | 21         |  |
| 4850                             | lungi (no.)                     | 0.02          | 0.55       | 0                                    | 0          | 0.02              | 0.55       | 49                         | 28         |  |
| 4870                             | hosiery articles (no.)          | 0.02          | 0.43       | 0                                    | 0          | 0.02              | 0.42       | 36                         | 23         |  |
| 4900                             | readymade garments (no.)        | 0.11          | 5.77       | 0                                    | 0          | 0.1               | 5.63       | 136                        | 87         |  |
| <b>Uttar Pradesh</b>             |                                 |               |            |                                      |            |                   |            |                            |            |  |
| 4800                             | dhoti (m)                       | 0.01          | 0.23       | 0                                    | 0          | 0.01              | 0.23       | 14                         | 69         |  |
| 4810                             | saree (m)                       | 0.12          | 4.43       | 0                                    | 0          | 0.11              | 3.94       | 77                         | 331        |  |
| 4820                             | cloth for shirt,pyjama,etc.(m)  | 0.17          | 6.12       | 0                                    | 0          | 0.16              | 5.71       | 147                        | 640        |  |
| 4830                             | cloth for coat,trousers,etc.(m) | 0.03          | 3.2        | 0                                    | 0          | 0.03              | 2.82       | 71                         | 304        |  |
| 4850                             | lungi (no.)                     | 0.01          | 0.21       | 0                                    | 0          | 0.01              | 0.2        | 20                         | 91         |  |
| 4870                             | hosiery articles (no.)          | 0.03          | 0.81       | 0                                    | 0          | 0.03              | 0.78       | 62                         | 289        |  |
| 4900                             | readymade garments (no.)        | 0.05          | 5.29       | 0                                    | 0          | 0.06              | 5.23       | 96                         | 362        |  |
| <b>West Bengal</b>               |                                 |               |            |                                      |            |                   |            |                            |            |  |
| 4800                             | dhoti (m)                       | 0.04          | 0.57       | 0                                    | 0          | 0.03              | 0.45       | 22                         | 71         |  |
| 4810                             | saree (m)                       | 0.27          | 8.12       | 0                                    | 0          | 0.23              | 7.12       | 133                        | 455        |  |
| 4820                             | cloth for shirt,pyjama,etc.(m)  | 0.04          | 1.85       | 0                                    | 0          | 0.04              | 1.73       | 44                         | 171        |  |
| 4830                             | cloth for coat,trousers,etc.(m) | 0.02          | 2.42       | 0                                    | 0          | 0.02              | 2.1        | 37                         | 129        |  |
| 4850                             | lungi (no.)                     | 0.02          | 0.73       | 0                                    | 0          | 0.02              | 0.72       | 55                         | 185        |  |
| 4870                             | hosiery articles (no.)          | 0.05          | 1.22       | 0                                    | 0          | 0.05              | 1.22       | 64                         | 225        |  |
| 4900                             | readymade garments (no.)        | 0.17          | 8.67       | 0                                    | 0          | 0.16              | 8.23       | 166                        | 542        |  |
| <b>Andaman &amp; Nicobar Is.</b> |                                 |               |            |                                      |            |                   |            |                            |            |  |
| 4800                             | dhoti (m)                       | 0.01          | 0.18       | 0                                    | 0          | 0                 | 0.12       | 6                          | 4          |  |
| 4810                             | saree (m)                       | 0.36          | 18.38      | 0                                    | 0          | 0.3               | 15.25      | 135                        | 60         |  |
| 4820                             | cloth for shirt,pyjama,etc.(m)  | 0.2           | 12.83      | 0                                    | 0          | 0.17              | 11.29      | 230                        | 92         |  |
| 4830                             | cloth for coat,trousers,etc.(m) | 0.09          | 13.62      | 0                                    | 0          | 0.07              | 11.15      | 159                        | 59         |  |
| 4850                             | lungi (no.)                     | 0.02          | 1.09       | 0                                    | 0          | 0.02              | 1.09       | 56                         | 22         |  |
| 4870                             | hosiery articles (no.)          | 0.03          | 1.45       | 0                                    | 0          | 0.03              | 1.37       | 81                         | 36         |  |
| 4900                             | readymade garments (no.)        | 0.14          | 18.28      | 0                                    | 0          | 0.14              | 17.62      | 252                        | 100        |  |

**Table (2): Quantity and value of cash purchase, consumption out of home-produced stock, and total consumption of different items of clothing per person for a period of 30 days**

| item code                       | item                            | Urban         |            |                                      |            |                   |            |                            |            |  |
|---------------------------------|---------------------------------|---------------|------------|--------------------------------------|------------|-------------------|------------|----------------------------|------------|--|
|                                 |                                 | cash purchase |            | consumption from home-produced stock |            | total consumption |            | hhs. reporting consumption |            |  |
|                                 |                                 | quantity (kg) | value (Rs) | quantity (kg)                        | value (Rs) | quantity (kg)     | value (Rs) | estd. no. per 1000         | sample no. |  |
| (1)                             | (2)                             | (3)           | (4)        | (5)                                  | (6)        | (7)               | (8)        | (9)                        | (10)       |  |
| <b>Chandigarh</b>               |                                 |               |            |                                      |            |                   |            |                            |            |  |
| 4810                            | saree (m)                       | 0.09          | 3.96       | 0                                    | 0          | 0.09              | 3.96       | 31                         | 5          |  |
| 4820                            | cloth for shirt,pyjama,etc.(m)  | 0.41          | 20.54      | 0                                    | 0          | 0.41              | 20.54      | 195                        | 27         |  |
| 4830                            | cloth for coat,trousers,etc.(m) | 0.05          | 7.19       | 0                                    | 0          | 0.05              | 7.19       | 72                         | 10         |  |
| 4850                            | lungi (no.)                     | 0             | 0.17       | 0                                    | 0          | 0                 | 0.17       | 15                         | 2          |  |
| 4870                            | hosiery articles (no.)          | 0.04          | 2.36       | 0                                    | 0          | 0.04              | 2.36       | 107                        | 16         |  |
| 4900                            | readymade garments (no.)        | 0.07          | 11.84      | 0                                    | 0          | 0.07              | 11.81      | 108                        | 14         |  |
| <b>Dadra &amp; nagar haveli</b> |                                 |               |            |                                      |            |                   |            |                            |            |  |
| 4810                            | saree (m)                       | 0.05          | 1.69       | 0                                    | 0          | 0.05              | 1.69       | 36                         | 3          |  |
| 4820                            | cloth for shirt,pyjama,etc.(m)  | 0.01          | 0.28       | 0                                    | 0          | 0.01              | 0.28       | 17                         | 1          |  |
| 4830                            | cloth for coat,trousers,etc.(m) | 0.01          | 0.73       | 0                                    | 0          | 0.01              | 0.73       | 35                         | 2          |  |
| 4870                            | hosiery articles (no.)          | 0.09          | 3.03       | 0                                    | 0          | 0.09              | 3.03       | 113                        | 8          |  |
| 4900                            | readymade garments (no.)        | 0.04          | 4.21       | 0                                    | 0          | 0.04              | 4.21       | 61                         | 7          |  |
| <b>Daman &amp; diu</b>          |                                 |               |            |                                      |            |                   |            |                            |            |  |
| 4810                            | saree (m)                       | 0.03          | 0.5        | 0                                    | 0          | 0.03              | 0.5        | 29                         | 1          |  |
| 4820                            | cloth for shirt,pyjama,etc.(m)  | 0.02          | 0.93       | 0                                    | 0          | 0.02              | 0.93       | 40                         | 2          |  |
| 4830                            | cloth for coat,trousers,etc.(m) | 0             | 0.36       | 0                                    | 0          | 0                 | 0.36       | 11                         | 1          |  |
| 4870                            | hosiery articles (no.)          | 0.04          | 1.04       | 0                                    | 0          | 0.04              | 1.04       | 28                         | 4          |  |
| 4900                            | readymade garments (no.)        | 0.04          | 6.76       | 0                                    | 0          | 0.04              | 6.76       | 42                         | 4          |  |
| <b>Delhi</b>                    |                                 |               |            |                                      |            |                   |            |                            |            |  |
| 4800                            | dhota (m)                       | 0.03          | 1.81       | 0                                    | 0          | 0.03              | 1.81       | 3                          | 3          |  |
| 4810                            | saree (m)                       | 0.03          | 2.28       | 0                                    | 0          | 0.03              | 2.32       | 18                         | 24         |  |
| 4820                            | cloth for shirt,pyjama,etc.(m)  | 0.07          | 4.49       | 0                                    | 0          | 0.06              | 3.44       | 74                         | 63         |  |
| 4830                            | cloth for coat,trousers,etc.(m) | 0.02          | 3.45       | 0                                    | 0          | 0.02              | 3.42       | 43                         | 31         |  |
| 4850                            | lungi (no.)                     | 0             | 0.01       | 0                                    | 0          | 0                 | 0.01       | 1                          | 1          |  |
| 4870                            | hosiery articles (no.)          | 0.02          | 0.53       | 0                                    | 0          | 0.02              | 0.53       | 30                         | 30         |  |
| 4900                            | readymade garments (no.)        | 0.04          | 7.92       | 0                                    | 0          | 0.04              | 7.85       | 66                         | 78         |  |
| <b>Lakshadweep</b>              |                                 |               |            |                                      |            |                   |            |                            |            |  |
| 4800                            | dhota (m)                       | 0.12          | 1.33       | 0                                    | 0          | 0.12              | 1.33       | 48                         | 13         |  |
| 4810                            | saree (m)                       | 0.07          | 4          | 0                                    | 0          | 0.07              | 4.78       | 49                         | 12         |  |
| 4820                            | cloth for shirt,pyjama,etc.(m)  | 0.01          | 1.13       | 0                                    | 0          | 0.01              | 1.13       | 24                         | 7          |  |
| 4830                            | cloth for coat,trousers,etc.(m) | 0             | 0.05       | 0                                    | 0          | 0                 | 0.05       | 0                          | 1          |  |
| 4850                            | lungi (no.)                     | 0.03          | 1.45       | 0                                    | 0          | 0.03              | 1.45       | 78                         | 20         |  |
| 4870                            | hosiery articles (no.)          | 0             | 0.06       | 0                                    | 0          | 0                 | 0.06       | 6                          | 1          |  |
| 4900                            | readymade garments (no.)        | 0.03          | 4.49       | 0                                    | 0          | 0.03              | 4.49       | 80                         | 21         |  |
| <b>Pondicherry</b>              |                                 |               |            |                                      |            |                   |            |                            |            |  |
| 4800                            | dhota (m)                       | 0.04          | 1.01       | 0                                    | 0          | 0.04              | 1.01       | 46                         | 20         |  |
| 4810                            | saree (m)                       | 0.26          | 11.96      | 0                                    | 0          | 0.26              | 11.92      | 143                        | 51         |  |
| 4820                            | cloth for shirt,pyjama,etc.(m)  | 0.11          | 5.7        | 0                                    | 0          | 0.1               | 5.45       | 132                        | 46         |  |
| 4830                            | cloth for coat,trousers,etc.(m) | 0.03          | 3.58       | 0                                    | 0          | 0.03              | 3.51       | 67                         | 24         |  |
| 4850                            | lungi (no.)                     | 0.01          | 0.71       | 0                                    | 0          | 0.01              | 0.71       | 23                         | 8          |  |
| 4870                            | hosiery articles (no.)          | 0.02          | 0.65       | 0                                    | 0          | 0.02              | 0.73       | 21                         | 9          |  |
| 4900                            | readymade garments (no.)        | 0.05          | 6.84       | 0                                    | 0          | 0.05              | 7.16       | 110                        | 37         |  |

**Table (3): Quantity and value of cash purchase, consumption out of home-produced stock, and total consumption of different items of footwear per person for a period of 30 days**

| Rural                      |                           |               |            |  |            |                   |            |                            |            |
|----------------------------|---------------------------|---------------|------------|--|------------|-------------------|------------|----------------------------|------------|
| item code                  | item                      | cash purchase |            | consumption out of home-produced stock |            | total consumption |            | hhs. reporting consumption |            |
|                            |                           | no. of pairs  | value (Rs) | no. of pairs                           | value (Rs) | no. of pairs      | value (Rs) | estd. no. per 1000         | sample no. |
| (1)                        | (2)                       | (3)           | (4)        | (5)                                    | (6)        | (7)               | (8)        | (9)                        | (10)       |
| <b>Andhra Pradesh</b>      |                           |               |            |  |            |                   |            |                            |            |
| 510                        | leather boots, shoes      | 0.00          | 0.11       | 0.00                                   | 0.00       | 0.00              | 0.11       | 3                          | 25         |
| 511                        | leather sandals, chappals | 0.01          | 0.54       | 0.00                                   | 0.00       | 0.01              | 0.54       | 24                         | 153        |
| 513                        | rubber/pvc footwear       | 0.03          | 0.66       | 0.00                                   | 0.00       | 0.03              | 0.66       | 76                         | 391        |
| <b>Arunachal Pradesh</b>   |                           |               |            |  |            |                   |            |                            |            |
| 510                        | leather boots, shoes      | 0.01          | 1.36       | 0.00                                   | 0.00       | 0.01              | 1.36       | 19                         | 17         |
| 511                        | leather sandals, chappals | 0.02          | 1.56       | 0.00                                   | 0.00       | 0.02              | 1.56       | 57                         | 84         |
| 513                        | rubber/pvc footwear       | 0.02          | 0.74       | 0.00                                   | 0.00       | 0.02              | 0.74       | 73                         | 65         |
| <b>Assam</b>               |                           |               |            |  |            |                   |            |                            |            |
| 510                        | leather boots, shoes      | 0.00          | 0.10       | 0.00                                   | 0.00       | 0.00              | 0.10       | 2                          | 9          |
| 511                        | leather sandals, chappals | 0.01          | 0.33       | 0.00                                   | 0.00       | 0.01              | 0.34       | 38                         | 124        |
| 513                        | rubber/pvc footwear       | 0.02          | 0.58       | 0.00                                   | 0.00       | 0.02              | 0.58       | 97                         | 331        |
| <b>Bihar</b>               |                           |               |            |  |            |                   |            |                            |            |
| 510                        | leather boots, shoes      | 0.00          | 0.14       | 0.00                                   | 0.00       | 0.00              | 0.14       | 4                          | 33         |
| 511                        | leather sandals, chappals | 0.00          | 0.19       | 0.00                                   | 0.00       | 0.00              | 0.19       | 12                         | 92         |
| 513                        | rubber/pvc footwear       | 0.02          | 0.56       | 0.00                                   | 0.00       | 0.02              | 0.55       | 73                         | 508        |
| <b>Goa</b>                 |                           |               |            |  |            |                   |            |                            |            |
| 510                        | leather boots, shoes      | 0.01          | 1.56       | 0.00                                   | 0.00       | 0.01              | 1.56       | 28                         | 4          |
| 511                        | leather sandals, chappals | 0.01          | 0.86       | 0.00                                   | 0.00       | 0.01              | 0.86       | 16                         | 4          |
| 513                        | rubber/pvc footwear       | 0.01          | 0.55       | 0.00                                   | 0.00       | 0.01              | 0.55       | 42                         | 7          |
| <b>Gujarat</b>             |                           |               |            |  |            |                   |            |                            |            |
| 510                        | leather boots, shoes      | 0.00          | 0.31       | 0.00                                   | 0.00       | 0.00              | 0.31       | 11                         | 42         |
| 511                        | leather sandals, chappals | 0.00          | 0.33       | 0.00                                   | 0.00       | 0.00              | 0.33       | 20                         | 65         |
| 513                        | rubber/pvc footwear       | 0.04          | 0.96       | 0.00                                   | 0.00       | 0.04              | 0.96       | 116                        | 286        |
| <b>Haryana</b>             |                           |               |            |  |            |                   |            |                            |            |
| 510                        | leather boots, shoes      | 0.02          | 2.92       | 0.00                                   | 0.00       | 0.02              | 2.92       | 88                         | 110        |
| 511                        | leather sandals, chappals | 0.01          | 0.70       | 0.00                                   | 0.00       | 0.01              | 0.58       | 39                         | 50         |
| 513                        | rubber/pvc footwear       | 0.10          | 2.22       | 0.00                                   | 0.00       | 0.10              | 2.42       | 234                        | 249        |
| <b>Himachal Pradesh</b>    |                           |               |            |  |            |                   |            |                            |            |
| 510                        | leather boots, shoes      | 0.01          | 1.85       | 0.00                                   | 0.00       | 0.01              | 1.80       | 30                         | 61         |
| 511                        | leather sandals, chappals | 0.01          | 0.54       | 0.00                                   | 0.00       | 0.01              | 0.53       | 19                         | 36         |
| 513                        | rubber/pvc footwear       | 0.08          | 2.97       | 0.00                                   | 0.00       | 0.08              | 2.99       | 190                        | 377        |
| <b>Jammu &amp; Kashmir</b> |                           |               |            |  |            |                   |            |                            |            |
| 510                        | leather boots, shoes      | 0.01          | 2.16       | 0.00                                   | 0.00       | 0.01              | 2.09       | 58                         | 61         |
| 511                        | leather sandals, chappals | 0.01          | 0.77       | 0.00                                   | 0.00       | 0.01              | 0.77       | 34                         | 34         |
| 513                        | rubber/pvc footwear       | 0.11          | 3.61       | 0.00                                   | 0.00       | 0.11              | 3.61       | 306                        | 248        |
| <b>Karnataka</b>           |                           |               |            |  |            |                   |            |                            |            |
| 510                        | leather boots, shoes      | 0.00          | 0.08       | 0.00                                   | 0.00       | 0.00              | 0.08       | 3                          | 14         |
| 511                        | leather sandals, chappals | 0.01          | 0.39       | 0.00                                   | 0.00       | 0.01              | 0.39       | 20                         | 70         |
| 513                        | rubber/pvc footwear       | 0.01          | 0.34       | 0.00                                   | 0.00       | 0.01              | 0.34       | 40                         | 124        |
| <b>Kerala</b>              |                           |               |            |  |            |                   |            |                            |            |
| 510                        | leather boots, shoes      | 0.00          | 0.40       | 0.00                                   | 0.00       | 0.00              | 0.40       | 6                          | 22         |
| 511                        | leather sandals, chappals | 0.01          | 0.47       | 0.00                                   | 0.00       | 0.01              | 0.47       | 21                         | 66         |
| 513                        | rubber/pvc footwear       | 0.07          | 2.26       | 0.00                                   | 0.00       | 0.07              | 2.26       | 211                        | 533        |

**Table (3): Quantity and value of cash purchase, consumption out of home-produced stock, and total consumption of different items of footwear per person for a period of 30 days**

| Rural                 |                           |               |            |  |            |                   |            |                            |            |
|-----------------------|---------------------------|---------------|------------|--|------------|-------------------|------------|----------------------------|------------|
| item code             | item                      | cash purchase |            | consumption out of home-produced stock |            | total consumption |            | hhs. reporting consumption |            |
|                       |                           | no. of pairs  | value (Rs) | no. of pairs                           | value (Rs) | no. of pairs      | value (Rs) | estd. no. per 1000         | sample no. |
| (1)                   | (2)                       | (3)           | (4)        | (5)                                    | (6)        | (7)               | (8)        | (9)                        | (10)       |
| <b>Madhya Pradesh</b> |                           |               |            |  |            |                   |            |                            |            |
| 510                   | leather boots, shoes      | 0.00          | 0.39       | 0.00                                   | 0.00       | 0.00              | 0.38       | 12                         | 90         |
| 511                   | leather sandals, chappals | 0.00          | 0.18       | 0.00                                   | 0.00       | 0.00              | 0.18       | 13                         | 88         |
| 513                   | rubber/pvc footwear       | 0.06          | 1.63       | 0.00                                   | 0.00       | 0.06              | 1.63       | 186                        | 1033       |
| <b>Maharashtra</b>    |                           |               |            |  |            |                   |            |                            |            |
| 510                   | leather boots, shoes      | 0.00          | 0.30       | 0.00                                   | 0.00       | 0.00              | 0.29       | 11                         | 60         |
| 511                   | leather sandals, chappals | 0.01          | 0.49       | 0.00                                   | 0.00       | 0.01              | 0.50       | 33                         | 168        |
| 513                   | rubber/pvc footwear       | 0.02          | 0.54       | 0.00                                   | 0.00       | 0.02              | 0.54       | 68                         | 317        |
| <b>Manipur</b>        |                           |               |            |  |            |                   |            |                            |            |
| 510                   | leather boots, shoes      | 0.01          | 1.66       | 0.00                                   | 0.00       | 0.01              | 1.66       | 39                         | 41         |
| 511                   | leather sandals, chappals | 0.01          | 0.75       | 0.00                                   | 0.00       | 0.01              | 0.75       | 61                         | 61         |
| 513                   | rubber/pvc footwear       | 0.02          | 0.86       | 0.00                                   | 0.00       | 0.02              | 0.86       | 68                         | 69         |
| <b>Meghalaya</b>      |                           |               |            |  |            |                   |            |                            |            |
| 510                   | leather boots, shoes      | 0.01          | 1.12       | 0.00                                   | 0.00       | 0.01              | 1.12       | 17                         | 21         |
| 511                   | leather sandals, chappals | 0.01          | 0.50       | 0.00                                   | 0.00       | 0.01              | 0.50       | 33                         | 37         |
| 513                   | rubber/pvc footwear       | 0.01          | 0.18       | 0.00                                   | 0.00       | 0.01              | 0.18       | 17                         | 21         |
| <b>Mizoram</b>        |                           |               |            |  |            |                   |            |                            |            |
| 510                   | leather boots, shoes      | 0.03          | 6.11       | 0.00                                   | 0.00       | 0.03              | 6.11       | 90                         | 39         |
| 511                   | leather sandals, chappals | 0.01          | 1.28       | 0.00                                   | 0.00       | 0.01              | 1.28       | 45                         | 22         |
| 513                   | rubber/pvc footwear       | 0.01          | 0.56       | 0.00                                   | 0.00       | 0.01              | 0.56       | 34                         | 19         |
| <b>Nagaland</b>       |                           |               |            |  |            |                   |            |                            |            |
| 510                   | leather boots, shoes      | 0.02          | 4.40       | 0.00                                   | 0.00       | 0.02              | 4.40       | 76                         | 36         |
| 511                   | leather sandals, chappals | 0.03          | 0.99       | 0.00                                   | 0.00       | 0.03              | 0.99       | 95                         | 40         |
| 513                   | rubber/pvc footwear       | 0.00          | 0.17       | 0.00                                   | 0.00       | 0.00              | 0.17       | 22                         | 16         |
| <b>Orissa</b>         |                           |               |            |  |            |                   |            |                            |            |
| 510                   | leather boots, shoes      | 0.00          | 0.09       | 0.00                                   | 0.00       | 0.00              | 0.09       | 2                          | 8          |
| 511                   | leather sandals, chappals | 0.00          | 0.18       | 0.00                                   | 0.00       | 0.00              | 0.18       | 15                         | 64         |
| 513                   | rubber/pvc footwear       | 0.01          | 0.27       | 0.00                                   | 0.00       | 0.01              | 0.27       | 33                         | 133        |
| <b>Punjab</b>         |                           |               |            |  |            |                   |            |                            |            |
| 510                   | leather boots, shoes      | 0.02          | 3.60       | 0.00                                   | 0.00       | 0.02              | 3.58       | 87                         | 218        |
| 511                   | leather sandals, chappals | 0.01          | 0.93       | 0.00                                   | 0.00       | 0.01              | 0.88       | 35                         | 87         |
| 513                   | rubber/pvc footwear       | 0.08          | 2.01       | 0.00                                   | 0.00       | 0.08              | 2.04       | 200                        | 415        |
| <b>Rajasthan</b>      |                           |               |            |  |            |                   |            |                            |            |
| 510                   | leather boots, shoes      | 0.01          | 1.84       | 0.00                                   | 0.00       | 0.01              | 1.82       | 56                         | 199        |
| 511                   | leather sandals, chappals | 0.02          | 0.52       | 0.00                                   | 0.00       | 0.02              | 0.50       | 46                         | 152        |
| 513                   | rubber/pvc footwear       | 0.07          | 1.76       | 0.00                                   | 0.00       | 0.07              | 1.76       | 194                        | 597        |
| <b>Sikkim</b>         |                           |               |            |  |            |                   |            |                            |            |
| 510                   | leather boots, shoes      | 0.00          | 0.81       | 0.00                                   | 0.00       | 0.00              | 0.81       | 16                         | 12         |
| 511                   | leather sandals, chappals | 0.00          | 0.12       | 0.00                                   | 0.00       | 0.00              | 0.12       | 4                          | 3          |
| 513                   | rubber/pvc footwear       | 0.01          | 0.31       | 0.00                                   | 0.00       | 0.01              | 0.31       | 31                         | 16         |
| <b>Tamil Nadu</b>     |                           |               |            |  |            |                   |            |                            |            |
| 510                   | leather boots, shoes      | 0.00          | 0.12       | 0.00                                   | 0.00       | 0.00              | 0.12       | 2                          | 15         |
| 511                   | leather sandals, chappals | 0.00          | 0.29       | 0.00                                   | 0.00       | 0.01              | 0.29       | 16                         | 95         |
| 513                   | rubber/pvc footwear       | 0.01          | 0.27       | 0.00                                   | 0.00       | 0.01              | 0.27       | 40                         | 171        |
| <b>Tripura</b>        |                           |               |            |  |            |                   |            |                            |            |
| 510                   | leather boots, shoes      | 0.00          | 0.21       | 0.00                                   | 0.00       | 0.00              | 0.21       | 4                          | 8          |
| 511                   | leather sandals, chappals | 0.01          | 0.95       | 0.00                                   | 0.00       | 0.01              | 0.94       | 44                         | 78         |
| 513                   | rubber/pvc footwear       | 0.02          | 0.48       | 0.00                                   | 0.00       | 0.02              | 0.48       | 50                         | 78         |



**Table (3): Quantity and value of cash purchase, consumption out of home-produced stock, and total consumption of different items of footwear per person for a period of 30 days**

| Rural                            |                           |               |            |  |            |                   |            |                            |            |
|----------------------------------|---------------------------|---------------|------------|--|------------|-------------------|------------|----------------------------|------------|
| item code                        | item                      | cash purchase |            | consumption out of home-produced stock |            | total consumption |            | hhs. reporting consumption |            |
|                                  |                           | no. of pairs  | value (Rs) | no. of pairs                           | value (Rs) | no. of pairs      | value (Rs) | estd. no. per 1000         | sample no. |
| (1)                              | (2)                       | (3)           | (4)        | (5)                                    | (6)        | (7)               | (8)        | (9)                        | (10)       |
| <b>Uttar Pradesh</b>             |                           |               |            |  |            |                   |            |                            |            |
| 510                              | leather boots, shoes      | 0.01          | 0.73       | 0.00                                   | 0.00       | 0.01              | 0.72       | 24                         | 272        |
| 511                              | leather sandals, chappals | 0.01          | 0.41       | 0.00                                   | 0.00       | 0.01              | 0.40       | 29                         | 320        |
| 513                              | rubber/pvc footwear       | 0.05          | 1.29       | 0.00                                   | 0.00       | 0.05              | 1.29       | 163                        | 1569       |
| <b>West Bengal</b>               |                           |               |            |  |            |                   |            |                            |            |
| 510                              | leather boots, shoes      | 0.00          | 0.27       | 0.00                                   | 0.00       | 0.00              | 0.26       | 7                          | 44         |
| 511                              | leather sandals, chappals | 0.01          | 0.54       | 0.00                                   | 0.00       | 0.01              | 0.53       | 26                         | 143        |
| 513                              | rubber/pvc footwear       | 0.02          | 0.54       | 0.00                                   | 0.00       | 0.02              | 0.54       | 82                         | 426        |
| <b>Andaman &amp; Nicobar Is.</b> |                           |               |            |  |            |                   |            |                            |            |
| 510                              | leather boots, shoes      | 0.01          | 1.30       | 0.00                                   | 0.00       | 0.01              | 1.30       | 31                         | 21         |
| 511                              | leather sandals, chappals | 0.01          | 0.58       | 0.00                                   | 0.00       | 0.01              | 0.62       | 25                         | 18         |
| 513                              | rubber/pvc footwear       | 0.06          | 2.07       | 0.00                                   | 0.00       | 0.07              | 2.18       | 186                        | 99         |
| <b>Chandigarh</b>                |                           |               |            |  |            |                   |            |                            |            |
| 510                              | leather boots, shoes      | 0.03          | 3.55       | 0.00                                   | 0.00       | 0.03              | 3.55       | 95                         | 10         |
| 511                              | leather sandals, chappals | 0.01          | 0.53       | 0.00                                   | 0.00       | 0.01              | 0.53       | 33                         | 2          |
| 513                              | rubber/pvc footwear       | 0.08          | 1.54       | 0.00                                   | 0.00       | 0.08              | 1.54       | 112                        | 10         |
| <b>Dadra &amp; Nagar Haveli</b>  |                           |               |            |  |            |                   |            |                            |            |
| 510                              | leather boots, shoes      | 0.00          | 0.00       | 0.00                                   | 0.00       | 0.00              | 0.00       | 0                          | 0          |
| 511                              | leather sandals, chappals | 0.00          | 0.06       | 0.00                                   | 0.00       | 0.00              | 0.06       | 6                          | 1          |
| 513                              | rubber/pvc footwear       | 0.03          | 1.16       | 0.00                                   | 0.00       | 0.03              | 1.16       | 78                         | 21         |
| <b>Daman &amp; Diu</b>           |                           |               |            |  |            |                   |            |                            |            |
| 510                              | leather boots, shoes      | 0.00          | 0.11       | 0.00                                   | 0.00       | 0.00              | 0.11       | 1                          | 1          |
| 511                              | leather sandals, chappals | 0.00          | 0.00       | 0.00                                   | 0.00       | 0.00              | 0.00       | 0                          | 0          |
| 513                              | rubber/pvc footwear       | 0.04          | 2.27       | 0.00                                   | 0.00       | 0.04              | 2.27       | 97                         | 9          |
| <b>Delhi</b>                     |                           |               |            |  |            |                   |            |                            |            |
| 510                              | leather boots, shoes      | 0.01          | 1.22       | 0.00                                   | 0.00       | 0.01              | 1.22       | 36                         | 3          |
| 511                              | leather sandals, chappals | 0.07          | 1.60       | 0.00                                   | 0.00       | 0.07              | 1.60       | 102                        | 6          |
| 513                              | rubber/pvc footwear       | 0.02          | 1.73       | 0.00                                   | 0.00       | 0.02              | 1.73       | 84                         | 4          |
| <b>Lakshadweep</b>               |                           |               |            |  |            |                   |            |                            |            |
| 510                              | leather boots, shoes      | 0.00          | 0.00       | 0.00                                   | 0.00       | 0.00              | 0.00       | 0                          | 0          |
| 511                              | leather sandals, chappals | 0.01          | 0.53       | 0.00                                   | 0.00       | 0.01              | 0.53       | 32                         | 2          |
| 513                              | rubber/pvc footwear       | 0.19          | 5.87       | 0.00                                   | 0.00       | 0.19              | 5.87       | 384                        | 27         |
| <b>Pondicherry</b>               |                           |               |            |  |            |                   |            |                            |            |
| 510                              | leather boots, shoes      | 0.00          | 0.00       | 0.00                                   | 0.00       | 0.00              | 0.00       | 0                          | 0          |
| 511                              | leather sandals, chappals | 0.00          | 0.00       | 0.00                                   | 0.00       | 0.00              | 0.00       | 0                          | 0          |
| 513                              | rubber/pvc footwear       | 0.02          | 0.67       | 0.00                                   | 0.00       | 0.02              | 0.67       | 69                         | 9          |

**Table (3): Quantity and Value of Cash purchase, Consumption out of Home-produced Stock, and Total Consumption of different items of Footwear per person for a period of 30 days**

| Urban                      |                           |               |            |  |            |                   |            |                            |            |
|----------------------------|---------------------------|---------------|------------|--|------------|-------------------|------------|----------------------------|------------|
| item code                  | item                      | cash purchase |            | consumption out of home-produced stock |            | total consumption |            | hhs. reporting consumption |            |
|                            |                           | no. of pairs  | value (Rs) | no. of pairs                           | value (Rs) | no. of pairs      | value (Rs) | estd. no. per 1000         | sample no. |
| (1)                        | (2)                       | (3)           | (4)        | (5)                                    | (6)        | (7)               | (8)        | (9)                        | (10)       |
| <b>Andhra Pradesh</b>      |                           |               |            |  |            |                   |            |                            |            |
| 510                        | leather boots, shoes      | 0.00          | 0.54       | 0.00                                   | 0.00       | 0.00              | 0.54       | 11                         | 47         |
| 511                        | leather sandals, chappals | 0.01          | 0.91       | 0.00                                   | 0.00       | 0.01              | 0.91       | 39                         | 155        |
| 513                        | rubber/pvc footwear       | 0.03          | 0.65       | 0.00                                   | 0.00       | 0.03              | 0.65       | 79                         | 266        |
| <b>Arunachal Pradesh</b>   |                           |               |            |  |            |                   |            |                            |            |
| 510                        | leather boots, shoes      | 0.01          | 2.49       | 0.00                                   | 0.00       | 0.01              | 2.49       | 37                         | 12         |
| 511                        | leather sandals, chappals | 0.06          | 3.25       | 0.00                                   | 0.00       | 0.06              | 3.25       | 156                        | 40         |
| 513                        | rubber/pvc footwear       | 0.03          | 1.00       | 0.00                                   | 0.00       | 0.04              | 1.00       | 83                         | 12         |
| <b>Assam</b>               |                           |               |            |  |            |                   |            |                            |            |
| 510                        | leather boots, shoes      | 0.01          | 1.25       | 0.00                                   | 0.00       | 0.01              | 1.25       | 20                         | 17         |
| 511                        | leather sandals, chappals | 0.02          | 1.83       | 0.00                                   | 0.00       | 0.02              | 1.83       | 84                         | 67         |
| 513                        | rubber/pvc footwear       | 0.03          | 0.79       | 0.00                                   | 0.00       | 0.03              | 0.79       | 101                        | 88         |
| <b>Bihar</b>               |                           |               |            |  |            |                   |            |                            |            |
| 510                        | leather boots, shoes      | 0.00          | 0.92       | 0.00                                   | 0.00       | 0.00              | 0.92       | 14                         | 39         |
| 511                        | leather sandals, chappals | 0.01          | 1.06       | 0.00                                   | 0.00       | 0.01              | 1.06       | 43                         | 95         |
| 513                        | rubber/pvc footwear       | 0.02          | 0.47       | 0.00                                   | 0.00       | 0.02              | 0.47       | 62                         | 132        |
| <b>Goa</b>                 |                           |               |            |  |            |                   |            |                            |            |
| 510                        | leather boots, shoes      | 0.00          | 0.59       | 0.00                                   | 0.00       | 0.00              | 0.59       | 18                         | 7          |
| 511                        | leather sandals, chappals | 0.00          | 0.34       | 0.00                                   | 0.00       | 0.00              | 0.34       | 12                         | 5          |
| 513                        | rubber/pvc footwear       | 0.06          | 1.94       | 0.00                                   | 0.00       | 0.06              | 1.94       | 150                        | 24         |
| <b>Gujarat</b>             |                           |               |            |  |            |                   |            |                            |            |
| 510                        | leather boots, shoes      | 0.01          | 1.37       | 0.00                                   | 0.00       | 0.01              | 1.33       | 21                         | 71         |
| 511                        | leather sandals, chappals | 0.01          | 0.91       | 0.00                                   | 0.00       | 0.01              | 0.88       | 35                         | 122        |
| 513                        | rubber/pvc footwear       | 0.04          | 0.86       | 0.00                                   | 0.00       | 0.04              | 0.86       | 100                        | 290        |
| <b>Haryana</b>             |                           |               |            |  |            |                   |            |                            |            |
| 510                        | leather boots, shoes      | 0.02          | 3.01       | 0.00                                   | 0.00       | 0.02              | 2.92       | 69                         | 57         |
| 511                        | leather sandals, chappals | 0.01          | 1.02       | 0.00                                   | 0.00       | 0.01              | 0.72       | 37                         | 28         |
| 513                        | rubber/pvc footwear       | 0.05          | 1.00       | 0.00                                   | 0.00       | 0.05              | 1.00       | 119                        | 85         |
| <b>Himachal Pradesh</b>    |                           |               |            |  |            |                   |            |                            |            |
| 510                        | leather boots, shoes      | 0.06          | 15.63      | 0.00                                   | 0.00       | 0.06              | 15.98      | 168                        | 48         |
| 511                        | leather sandals, chappals | 0.02          | 2.47       | 0.00                                   | 0.00       | 0.02              | 2.47       | 54                         | 24         |
| 513                        | rubber/pvc footwear       | 0.04          | 1.31       | 0.00                                   | 0.00       | 0.04              | 1.24       | 106                        | 47         |
| <b>Jammu &amp; Kashmir</b> |                           |               |            |  |            |                   |            |                            |            |
| 510                        | leather boots, shoes      | 0.03          | 6.47       | 0.00                                   | 0.00       | 0.03              | 6.47       | 101                        | 55         |
| 511                        | leather sandals, chappals | 0.01          | 1.42       | 0.00                                   | 0.00       | 0.01              | 1.42       | 32                         | 17         |
| 513                        | rubber/pvc footwear       | 0.05          | 2.15       | 0.00                                   | 0.00       | 0.05              | 2.15       | 142                        | 84         |
| <b>Karnataka</b>           |                           |               |            |  |            |                   |            |                            |            |
| 510                        | leather boots, shoes      | 0.00          | 0.64       | 0.00                                   | 0.00       | 0.00              | 0.64       | 13                         | 43         |
| 511                        | leather sandals, chappals | 0.01          | 0.68       | 0.00                                   | 0.00       | 0.01              | 0.68       | 19                         | 64         |
| 513                        | rubber/pvc footwear       | 0.02          | 0.55       | 0.00                                   | 0.00       | 0.02              | 0.55       | 53                         | 136        |
| <b>Kerala</b>              |                           |               |            |  |            |                   |            |                            |            |
| 510                        | leather boots, shoes      | 0.01          | 1.15       | 0.00                                   | 0.00       | 0.00              | 0.98       | 17                         | 36         |
| 511                        | leather sandals, chappals | 0.01          | 0.97       | 0.00                                   | 0.00       | 0.01              | 0.93       | 40                         | 74         |
| 513                        | rubber/pvc footwear       | 0.07          | 2.14       | 0.00                                   | 0.00       | 0.07              | 2.14       | 186                        | 341        |

**Table (3): Quantity and Value of Cash purchase, Consumption out of Home-produced Stock, and Total Consumption of different items of Footwear per person for a period of 30 days**

| Urban                 |                           |               |            |  |            |                   |            |                            |            |
|-----------------------|---------------------------|---------------|------------|--|------------|-------------------|------------|----------------------------|------------|
| item code             | item                      | cash purchase |            | consumption out of home-produced stock |            | total consumption |            | hhs. reporting consumption |            |
|                       |                           | no. of pairs  | value (Rs) | no. of pairs                           | value (Rs) | no. of pairs      | value (Rs) | estd. no. per 1000         | sample no. |
| (1)                   | (2)                       | (3)           | (4)        | (5)                                    | (6)        | (7)               | (8)        | (9)                        | (10)       |
| <b>Madhya Pradesh</b> |                           |               |            |  |            |                   |            |                            |            |
| 510                   | leather boots, shoes      | 0.01          | 1.16       | 0.00                                   | 0.00       | 0.01              | 1.15       | 29                         | 109        |
| 511                   | leather sandals, chappals | 0.01          | 0.81       | 0.00                                   | 0.00       | 0.01              | 0.82       | 43                         | 166        |
| 513                   | rubber/pvc footwear       | 0.04          | 1.24       | 0.00                                   | 0.00       | 0.04              | 1.25       | 127                        | 417        |
| <b>Maharashtra</b>    |                           |               |            |  |            |                   |            |                            |            |
| 510                   | leather boots, shoes      | 0.00          | 1.11       | 0.00                                   | 0.00       | 0.00              | 1.14       | 16                         | 118        |
| 511                   | leather sandals, chappals | 0.01          | 0.89       | 0.00                                   | 0.00       | 0.01              | 0.89       | 35                         | 259        |
| 513                   | rubber/pvc footwear       | 0.03          | 0.96       | 0.00                                   | 0.00       | 0.03              | 0.96       | 76                         | 403        |
| <b>Manipur</b>        |                           |               |            |  |            |                   |            |                            |            |
| 510                   | leather boots, shoes      | 0.01          | 2.53       | 0.00                                   | 0.00       | 0.01              | 2.53       | 50                         | 45         |
| 511                   | leather sandals, chappals | 0.01          | 0.89       | 0.00                                   | 0.00       | 0.01              | 0.89       | 56                         | 46         |
| 513                   | rubber/pvc footwear       | 0.02          | 0.86       | 0.00                                   | 0.00       | 0.02              | 0.86       | 67                         | 53         |
| <b>Meghalaya</b>      |                           |               |            |  |            |                   |            |                            |            |
| 510                   | leather boots, shoes      | 0.01          | 2.01       | 0.00                                   | 0.00       | 0.01              | 2.01       | 16                         | 13         |
| 511                   | leather sandals, chappals | 0.02          | 1.56       | 0.00                                   | 0.00       | 0.02              | 1.56       | 41                         | 20         |
| 513                   | rubber/pvc footwear       | 0.01          | 0.27       | 0.00                                   | 0.00       | 0.01              | 0.27       | 21                         | 9          |
| <b>Mizoram</b>        |                           |               |            |  |            |                   |            |                            |            |
| 510                   | leather boots, shoes      | 0.03          | 8.76       | 0.00                                   | 0.00       | 0.03              | 8.76       | 112                        | 103        |
| 511                   | leather sandals, chappals | 0.01          | 1.72       | 0.00                                   | 0.00       | 0.01              | 1.72       | 44                         | 47         |
| 513                   | rubber/pvc footwear       | 0.01          | 0.76       | 0.00                                   | 0.00       | 0.01              | 0.76       | 49                         | 58         |
| <b>Nagaland</b>       |                           |               |            |  |            |                   |            |                            |            |
| 510                   | leather boots, shoes      | 0.03          | 6.35       | 0.00                                   | 0.00       | 0.03              | 6.35       | 89                         | 21         |
| 511                   | leather sandals, chappals | 0.02          | 0.72       | 0.00                                   | 0.00       | 0.02              | 0.72       | 66                         | 11         |
| 513                   | rubber/pvc footwear       | 0.01          | 0.36       | 0.00                                   | 0.00       | 0.01              | 0.36       | 61                         | 15         |
| <b>Orissa</b>         |                           |               |            |  |            |                   |            |                            |            |
| 510                   | leather boots, shoes      | 0.00          | 0.45       | 0.00                                   | 0.00       | 0.00              | 0.45       | 7                          | 11         |
| 511                   | leather sandals, chappals | 0.01          | 0.66       | 0.00                                   | 0.00       | 0.01              | 0.66       | 26                         | 34         |
| 513                   | rubber/pvc footwear       | 0.02          | 0.74       | 0.00                                   | 0.00       | 0.02              | 0.74       | 63                         | 68         |
| <b>Punjab</b>         |                           |               |            |  |            |                   |            |                            |            |
| 510                   | leather boots, shoes      | 0.02          | 4.72       | 0.00                                   | 0.00       | 0.02              | 4.73       | 85                         | 202        |
| 511                   | leather sandals, chappals | 0.02          | 1.69       | 0.00                                   | 0.00       | 0.02              | 1.69       | 57                         | 138        |
| 513                   | rubber/pvc footwear       | 0.06          | 1.39       | 0.00                                   | 0.00       | 0.06              | 1.39       | 149                        | 299        |
| <b>Rajasthan</b>      |                           |               |            |  |            |                   |            |                            |            |
| 510                   | leather boots, shoes      | 0.02          | 2.60       | 0.00                                   | 0.00       | 0.02              | 2.60       | 57                         | 109        |
| 511                   | leather sandals, chappals | 0.02          | 0.92       | 0.00                                   | 0.00       | 0.02              | 0.92       | 55                         | 112        |
| 513                   | rubber/pvc footwear       | 0.05          | 1.38       | 0.00                                   | 0.00       | 0.05              | 1.38       | 128                        | 217        |
| <b>Sikkim</b>         |                           |               |            |  |            |                   |            |                            |            |
| 510                   | leather boots, shoes      | 0.02          | 4.92       | 0.00                                   | 0.00       | 0.01              | 3.16       | 33                         | 6          |
| 511                   | leather sandals, chappals | 0.02          | 1.40       | 0.00                                   | 0.00       | 0.02              | 1.20       | 54                         | 10         |
| 513                   | rubber/pvc footwear       | 0.00          | 0.06       | 0.00                                   | 0.00       | 0.00              | 0.06       | 6                          | 1          |
| <b>Tamil Nadu</b>     |                           |               |            |  |            |                   |            |                            |            |
| 510                   | leather boots, shoes      | 0.00          | 0.41       | 0.00                                   | 0.00       | 0.00              | 0.41       | 8                          | 51         |
| 511                   | leather sandals, chappals | 0.01          | 0.81       | 0.00                                   | 0.00       | 0.01              | 0.81       | 31                         | 132        |
| 513                   | rubber/pvc footwear       | 0.02          | 0.41       | 0.00                                   | 0.00       | 0.02              | 0.41       | 43                         | 185        |
| <b>Tripura</b>        |                           |               |            |  |            |                   |            |                            |            |
| 510                   | leather boots, shoes      | 0.01          | 1.53       | 0.00                                   | 0.00       | 0.01              | 1.53       | 20                         | 19         |
| 511                   | leather sandals, chappals | 0.03          | 3.22       | 0.00                                   | 0.00       | 0.03              | 3.22       | 80                         | 54         |
| 513                   | rubber/pvc footwear       | 0.02          | 1.03       | 0.00                                   | 0.00       | 0.02              | 1.03       | 76                         | 33         |

**Table (3): Quantity and Value of Cash purchase, Consumption out of Home-produced Stock, and Total Consumption of different items of Footwear per person for a period of 30 days**

| Urban                            |                           |               |            |  |            |                   |            |                            |            |
|----------------------------------|---------------------------|---------------|------------|--|------------|-------------------|------------|----------------------------|------------|
| item code                        | item                      | cash purchase |            | consumption out of home-produced stock |            | total consumption |            | hhs. reporting consumption |            |
|                                  |                           | no. of pairs  | value (Rs) | no. of pairs                           | value (Rs) | no. of pairs      | value (Rs) | estd. no. per 1000         | sample no. |
| (1)                              | (2)                       | (3)           | (4)        | (5)                                    | (6)        | (7)               | (8)        | (9)                        | (10)       |
| <b>Uttar Pradesh</b>             |                           |               |            |  |            |                   |            |                            |            |
| 510                              | leather boots, shoes      | 0.01          | 1.14       | 0.00                                   | 0.00       | 0.01              | 1.07       | 36                         | 213        |
| 511                              | leather sandals, chappals | 0.01          | 1.23       | 0.00                                   | 0.00       | 0.01              | 1.18       | 59                         | 268        |
| 513                              | rubber/pvc footwear       | 0.04          | 1.18       | 0.00                                   | 0.00       | 0.04              | 1.18       | 112                        | 518        |
| <b>West Bengal</b>               |                           |               |            |  |            |                   |            |                            |            |
| 510                              | leather boots, shoes      | 0.01          | 1.50       | 0.00                                   | 0.00       | 0.01              | 1.41       | 26                         | 88         |
| 511                              | leather sandals, chappals | 0.02          | 1.83       | 0.00                                   | 0.00       | 0.02              | 1.82       | 58                         | 177        |
| 513                              | rubber/pvc footwear       | 0.03          | 0.75       | 0.00                                   | 0.00       | 0.03              | 0.75       | 74                         | 253        |
| <b>Andaman &amp; Nicobar Is.</b> |                           |               |            |  |            |                   |            |                            |            |
| 510                              | leather boots, shoes      | 0.02          | 3.60       | 0.00                                   | 0.00       | 0.02              | 3.79       | 60                         | 27         |
| 511                              | leather sandals, chappals | 0.04          | 3.78       | 0.00                                   | 0.00       | 0.04              | 3.78       | 95                         | 44         |
| 513                              | rubber/pvc footwear       | 0.07          | 2.52       | 0.00                                   | 0.00       | 0.07              | 2.52       | 202                        | 83         |
| <b>Chandigarh</b>                |                           |               |            |  |            |                   |            |                            |            |
| 510                              | leather boots, shoes      | 0.05          | 12.57      | 0.00                                   | 0.00       | 0.05              | 12.57      | 117                        | 21         |
| 511                              | leather sandals, chappals | 0.02          | 2.97       | 0.00                                   | 0.00       | 0.02              | 2.97       | 56                         | 6          |
| 513                              | rubber/pvc footwear       | 0.06          | 1.36       | 0.00                                   | 0.00       | 0.06              | 1.36       | 138                        | 19         |
| <b>Dadra &amp; Nagar Haveli</b>  |                           |               |            |  |            |                   |            |                            |            |
| 510                              | leather boots, shoes      | 0.00          | 0.00       | 0.00                                   | 0.00       | 0.00              | 0.00       | 0                          | 0          |
| 511                              | leather sandals, chappals | 0.00          | 0.00       | 0.00                                   | 0.00       | 0.00              | 0.00       | 0                          | 0          |
| 513                              | rubber/pvc footwear       | 0.05          | 2.35       | 0.00                                   | 0.00       | 0.05              | 2.35       | 136                        | 9          |
| <b>Daman &amp; Diu</b>           |                           |               |            |  |            |                   |            |                            |            |
| 510                              | leather boots, shoes      | 0.01          | 0.97       | 0.00                                   | 0.00       | 0.01              | 0.97       | 14                         | 2          |
| 511                              | leather sandals, chappals | 0.01          | 0.90       | 0.00                                   | 0.00       | 0.01              | 0.90       | 57                         | 2          |
| 513                              | rubber/pvc footwear       | 0.08          | 1.89       | 0.00                                   | 0.00       | 0.08              | 1.89       | 194                        | 8          |
| <b>Delhi</b>                     |                           |               |            |  |            |                   |            |                            |            |
| 510                              | leather boots, shoes      | 0.02          | 4.17       | 0.00                                   | 0.00       | 0.02              | 4.17       | 53                         | 58         |
| 511                              | leather sandals, chappals | 0.02          | 1.28       | 0.00                                   | 0.00       | 0.02              | 1.29       | 43                         | 65         |
| 513                              | rubber/pvc footwear       | 0.03          | 0.81       | 0.00                                   | 0.00       | 0.03              | 0.93       | 61                         | 39         |
| <b>Lakshadweep</b>               |                           |               |            |  |            |                   |            |                            |            |
| 510                              | leather boots, shoes      | 0.00          | 0.64       | 0.00                                   | 0.00       | 0.00              | 0.64       | 9                          | 4          |
| 511                              | leather sandals, chappals | 0.00          | 0.32       | 0.00                                   | 0.00       | 0.00              | 0.32       | 19                         | 5          |
| 513                              | rubber/pvc footwear       | 0.10          | 2.86       | 0.00                                   | 0.00       | 0.10              | 2.86       | 319                        | 81         |
| <b>Pondicherry</b>               |                           |               |            |  |            |                   |            |                            |            |
| 510                              | leather boots, shoes      | 0.00          | 0.20       | 0.00                                   | 0.00       | 0.00              | 0.20       | 2                          | 1          |
| 511                              | leather sandals, chappals | 0.01          | 0.64       | 0.00                                   | 0.00       | 0.01              | 0.66       | 28                         | 11         |
| 513                              | rubber/pvc footwear       | 0.02          | 0.63       | 0.00                                   | 0.00       | 0.02              | 0.63       | 69                         | 24         |

**Table (4): Expenditure in cash/cash and kind on different items of miscellaneous goods and services per person for a period of 30 days**

| item code                | item description                      | cash (Rs) | cash & kind (Rs) | Rural                      |                        |
|--------------------------|---------------------------------------|-----------|------------------|----------------------------|------------------------|
|                          |                                       |           |                  | hhs reporting no. per 1000 | expenditure sample no. |
| (1)                      | (2)                                   | (3)       | (4)              | (5)                        | (6)                    |
| <b>Andhra Pradesh</b>    |                                       |           |                  |                            |                        |
| 520                      | cinema, theatre                       | 1.63      | 1.63             | 437                        | 2170                   |
| 540                      | toilet soap                           | 3.17      | 3.17             | 931                        | 4647                   |
| 541                      | toothbrush, toothpaste, tooth powder  | 0.75      | 0.75             | 334                        | 1944                   |
| 542                      | powder, snow, cream                   | 0.50      | 0.50             | 138                        | 790                    |
| 543                      | hair oil, lotion, shampoo, hair cream | 3.18      | 3.18             | 947                        | 4657                   |
| 545                      | shaving blades, shaving sticks        | 0.19      | 0.19             | 167                        | 1034                   |
| 557                      | washing soap                          | 2.67      | 2.68             | 924                        | 4557                   |
| 562                      | agarbati                              | 0.38      | 0.38             | 383                        | 2023                   |
| 582                      | barber, beautician, etc.              | 1.36      | 1.54             | 599                        | 2896                   |
| 587                      | postage and telegram                  | 0.09      | 0.09             | 82                         | 555                    |
| 590                      | telephone charges                     | 0.06      | 0.06             | 6                          | 58                     |
| 601                      | railway fare                          | 0.25      | 0.25             | 11                         | 71                     |
| 602                      | bus fare                              | 6.42      | 6.43             | 642                        | 3223                   |
| 612                      | petrol                                | 0.58      | 0.58             | 17                         | 205                    |
| <b>Arunachal Pradesh</b> |                                       |           |                  |                            |                        |
| 520                      | cinema, theatre                       | 0.42      | 0.42             | 70                         | 73                     |
| 540                      | toilet soap                           | 2.07      | 2.09             | 548                        | 535                    |
| 541                      | toothbrush, toothpaste, tooth powder  | 1.35      | 1.35             | 336                        | 266                    |
| 542                      | powder, snow, cream                   | 0.73      | 0.73             | 99                         | 84                     |
| 543                      | hair oil, lotion, shampoo, hair cream | 1.26      | 1.26             | 221                        | 206                    |
| 545                      | shaving blades, shaving sticks        | 0.06      | 0.06             | 35                         | 27                     |
| 557                      | washing soap                          | 2.14      | 2.16             | 570                        | 646                    |
| 562                      | agarbati                              | 0.23      | 0.23             | 83                         | 75                     |
| 582                      | barber, beautician, etc.              | 0.08      | 0.09             | 52                         | 67                     |
| 587                      | postage and telegram                  | 0.02      | 0.02             | 9                          | 6                      |
| 590                      | telephone charges                     | 0.15      | 0.15             | 1                          | 2                      |
| 601                      | railway fare                          | 0.01      | 0.01             | 0                          | 1                      |
| 602                      | bus fare                              | 1.00      | 1.00             | 96                         | 105                    |
| 612                      | petrol                                | 0.65      | 0.65             | 6                          | 12                     |
| <b>Assam</b>             |                                       |           |                  |                            |                        |
| 520                      | cinema, theatre                       | 0.58      | 0.58             | 165                        | 507                    |
| 540                      | toilet soap                           | 1.56      | 1.56             | 853                        | 2760                   |
| 541                      | toothbrush, toothpaste, tooth powder  | 0.58      | 0.58             | 310                        | 1080                   |
| 542                      | powder, snow, cream                   | 0.91      | 0.91             | 363                        | 1186                   |
| 543                      | hair oil, lotion, shampoo, hair cream | 1.84      | 1.84             | 769                        | 2472                   |
| 545                      | shaving blades, shaving sticks        | 0.29      | 0.29             | 403                        | 1380                   |
| 557                      | washing soap                          | 2.03      | 2.03             | 945                        | 3043                   |
| 562                      | agarbati                              | 0.55      | 0.55             | 476                        | 1573                   |
| 582                      | barber, beautician, etc.              | 1.28      | 1.28             | 767                        | 2497                   |
| 587                      | postage and telegram                  | 0.12      | 0.12             | 142                        | 572                    |
| 590                      | telephone charges                     | 0.00      | 0.00             | 2                          | 9                      |
| 601                      | railway fare                          | 0.06      | 0.06             | 9                          | 40                     |
| 602                      | bus fare                              | 2.53      | 2.53             | 626                        | 2007                   |
| 612                      | petrol                                | 0.17      | 0.17             | 5                          | 47                     |

**Table (4): Expenditure in cash/cash and kind on different items of miscellaneous goods and services per person for a period of 30 days**

| item code      | item description                      | cash (Rs) | cash & kind (Rs) | Rural                      |                        |
|----------------|---------------------------------------|-----------|------------------|----------------------------|------------------------|
|                |                                       |           |                  | hhs reporting no. per 1000 | expenditure sample no. |
| (1)            | (2)                                   | (3)       | (4)              | (5)                        | (6)                    |
| <b>Bihar</b>   |                                       |           |                  |                            |                        |
| 520            | cinema, theatre                       | 0.17      | 0.17             | 57                         | 470                    |
| 540            | toilet soap                           | 1.68      | 1.68             | 824                        | 5892                   |
| 541            | toothbrush, toothpaste, tooth powder  | 0.29      | 0.29             | 139                        | 1164                   |
| 542            | powder, snow, cream                   | 0.48      | 0.48             | 195                        | 1564                   |
| 543            | hair oil, lotion, shampoo, hair cream | 1.81      | 1.82             | 785                        | 5550                   |
| 545            | shaving blades, shaving sticks        | 0.06      | 0.06             | 71                         | 578                    |
| 557            | washing soap                          | 1.63      | 1.63             | 805                        | 5659                   |
| 562            | agarbati                              | 0.27      | 0.27             | 323                        | 2453                   |
| 582            | barber, beautician, etc.              | 0.93      | 1.03             | 618                        | 4337                   |
| 587            | postage and telegram                  | 0.10      | 0.10             | 111                        | 909                    |
| 590            | telephone charges                     | 0.00      | 0.00             | 1                          | 8                      |
| 601            | railway fare                          | 0.26      | 0.26             | 39                         | 304                    |
| 602            | bus fare                              | 1.19      | 1.19             | 188                        | 1477                   |
| 612            | petrol                                | 0.23      | 0.23             | 7                          | 163                    |
| <b>Goa</b>     |                                       |           |                  |                            |                        |
| 520            | cinema, theatre                       | 0.20      | 0.20             | 32                         | 6                      |
| 540            | toilet soap                           | 4.29      | 4.29             | 989                        | 144                    |
| 541            | toothbrush, toothpaste, tooth powder  | 3.19      | 3.19             | 869                        | 127                    |
| 542            | powder, snow, cream                   | 1.59      | 1.59             | 581                        | 88                     |
| 543            | hair oil, lotion, shampoo, hair cream | 2.50      | 2.50             | 930                        | 135                    |
| 545            | shaving blades, shaving sticks        | 0.89      | 0.89             | 664                        | 99                     |
| 557            | washing soap                          | 4.48      | 4.48             | 917                        | 134                    |
| 562            | agarbati                              | 0.94      | 0.94             | 608                        | 93                     |
| 582            | barber, beautician, etc.              | 2.18      | 2.18             | 686                        | 102                    |
| 587            | postage and telegram                  | 1.10      | 1.10             | 172                        | 30                     |
| 590            | telephone charges                     | 0.89      | 0.89             | 32                         | 5                      |
| 601            | railway fare                          | 0.14      | 0.14             | 18                         | 2                      |
| 602            | bus fare                              | 20.48     | 20.48            | 872                        | 127                    |
| 612            | petrol                                | 10.40     | 10.40            | 179                        | 37                     |
| <b>Gujarat</b> |                                       |           |                  |                            |                        |
| 520            | cinema, theatre                       | 0.26      | 0.26             | 93                         | 240                    |
| 540            | toilet soap                           | 2.03      | 2.03             | 745                        | 1708                   |
| 541            | toothbrush, toothpaste, tooth powder  | 1.03      | 1.03             | 367                        | 922                    |
| 542            | powder, snow, cream                   | 0.24      | 0.24             | 88                         | 225                    |
| 543            | hair oil, lotion, shampoo, hair cream | 1.81      | 1.81             | 678                        | 1575                   |
| 545            | shaving blades, shaving sticks        | 0.72      | 0.72             | 641                        | 1447                   |
| 557            | washing soap                          | 3.47      | 3.47             | 957                        | 2142                   |
| 562            | agarbati                              | 0.86      | 0.86             | 734                        | 1696                   |
| 582            | barber, beautician, etc.              | 0.98      | 1.01             | 537                        | 1234                   |
| 587            | postage and telegram                  | 0.21      | 0.21             | 269                        | 659                    |
| 590            | telephone charges                     | 0.10      | 0.10             | 15                         | 54                     |
| 601            | railway fare                          | 0.72      | 0.72             | 24                         | 60                     |
| 602            | bus fare                              | 6.35      | 6.35             | 727                        | 1663                   |
| 612            | petrol                                | 1.42      | 1.42             | 37                         | 171                    |

**Table (4): Expenditure in cash/cash and kind on different items of miscellaneous goods and services per person for a period of 30 days**

| <b>Rural</b>               |                                       |           |                  |                            |                        |
|----------------------------|---------------------------------------|-----------|------------------|----------------------------|------------------------|
| item code                  | item description                      | cash (Rs) | cash & kind (Rs) | hhs reporting no. per 1000 | expenditure sample no. |
| (1)                        | (2)                                   | (3)       | (4)              | (5)                        | (6)                    |
| <b>Haryana</b>             |                                       |           |                  |                            |                        |
| 520                        | cinema, theatre                       | 0.11      | 0.11             | 39                         | 45                     |
| 540                        | toilet soap                           | 1.95      | 1.96             | 818                        | 864                    |
| 541                        | toothbrush, toothpaste, tooth powder  | 0.67      | 0.67             | 281                        | 321                    |
| 542                        | powder, snow, cream                   | 0.44      | 0.44             | 155                        | 186                    |
| 543                        | hair oil, lotion, shampoo, hair cream | 1.27      | 1.27             | 754                        | 765                    |
| 545                        | shaving blades, shaving sticks        | 0.25      | 0.25             | 283                        | 303                    |
| 557                        | washing soap                          | 4.56      | 4.57             | 963                        | 1001                   |
| 562                        | agarbati                              | 0.28      | 0.28             | 276                        | 291                    |
| 582                        | barber, beautician, etc.              | 1.71      | 1.77             | 758                        | 791                    |
| 587                        | postage and telegram                  | 0.14      | 0.14             | 150                        | 177                    |
| 590                        | telephone charges                     | 0.05      | 0.05             | 2                          | 4                      |
| 601                        | railway fare                          | 0.65      | 0.65             | 46                         | 46                     |
| 602                        | bus fare                              | 7.53      | 7.53             | 653                        | 713                    |
| 612                        | petrol                                | 2.00      | 2.00             | 46                         | 78                     |
| <b>Himachal Pradesh</b>    |                                       |           |                  |                            |                        |
| 520                        | cinema, theatre                       | 0.05      | 0.07             | 11                         | 22                     |
| 540                        | toilet soap                           | 3.21      | 3.21             | 971                        | 1824                   |
| 541                        | toothbrush, toothpaste, tooth powder  | 0.88      | 0.88             | 363                        | 680                    |
| 542                        | powder, snow, cream                   | 0.97      | 0.97             | 344                        | 642                    |
| 543                        | hair oil, lotion, shampoo, hair cream | 1.88      | 1.88             | 912                        | 1701                   |
| 545                        | shaving blades, shaving sticks        | 0.73      | 0.73             | 664                        | 1262                   |
| 557                        | washing soap                          | 4.95      | 4.95             | 973                        | 1821                   |
| 562                        | agarbati                              | 0.75      | 0.75             | 600                        | 1177                   |
| 582                        | barber, beautician, etc.              | 0.96      | 0.97             | 513                        | 1008                   |
| 587                        | postage and telegram                  | 0.21      | 0.21             | 243                        | 479                    |
| 590                        | telephone charges                     | 0.40      | 0.40             | 14                         | 31                     |
| 601                        | railway fare                          | 0.10      | 0.10             | 8                          | 15                     |
| 602                        | bus fare                              | 8.48      | 8.48             | 648                        | 1249                   |
| 612                        | petrol                                | 0.79      | 0.79             | 18                         | 47                     |
| <b>Jammu &amp; Kashmir</b> |                                       |           |                  |                            |                        |
| 520                        | cinema, theatre                       | 0.06      | 0.06             | 19                         | 18                     |
| 540                        | toilet soap                           | 3.37      | 3.37             | 991                        | 813                    |
| 541                        | toothbrush, toothpaste, tooth powder  | 0.85      | 0.86             | 350                        | 290                    |
| 542                        | powder, snow, cream                   | 0.75      | 0.75             | 296                        | 253                    |
| 543                        | hair oil, lotion, shampoo, hair cream | 1.70      | 1.73             | 975                        | 797                    |
| 545                        | shaving blades, shaving sticks        | 0.58      | 0.58             | 604                        | 512                    |
| 557                        | washing soap                          | 5.24      | 5.39             | 984                        | 807                    |
| 562                        | agarbati                              | 0.66      | 0.66             | 554                        | 480                    |
| 582                        | barber, beautician, etc.              | 8.25      | 8.58             | 649                        | 515                    |
| 587                        | postage and telegram                  | 0.19      | 0.19             | 97                         | 83                     |
| 590                        | telephone charges                     | 0.08      | 0.08             | 7                          | 4                      |
| 601                        | railway fare                          | 0.43      | 0.43             | 8                          | 8                      |
| 602                        | bus fare                              | 11.72     | 11.73            | 823                        | 666                    |
| 612                        | petrol                                | 0.76      | 0.76             | 16                         | 24                     |

Table (4): Expenditure in cash/cash and kind on different items of miscellaneous goods and services per person for a period of 30 days

| Rural                 |                                       |           |                  |                           |            |
|-----------------------|---------------------------------------|-----------|------------------|---------------------------|------------|
| item code             | item description                      | cash (Rs) | cash & kind (Rs) | hhs reporting expenditure |            |
|                       |                                       |           |                  | no. per 1000              | sample no. |
| (1)                   | (2)                                   | (3)       | (4)              | (5)                       | (6)        |
| <b>Karnataka</b>      |                                       |           |                  |                           |            |
| 520                   | cinema, theatre                       | 1.15      | 1.15             | 343                       | 962        |
| 540                   | toilet soap                           | 2.47      | 2.47             | 909                       | 2406       |
| 541                   | toothbrush, toothpaste, tooth powder  | 1.00      | 1.00             | 539                       | 1508       |
| 542                   | powder, snow, cream                   | 0.50      | 0.50             | 205                       | 640        |
| 543                   | hair oil, lotion, shampoo, hair cream | 2.23      | 2.23             | 929                       | 2432       |
| 545                   | shaving blades, shaving sticks        | 0.28      | 0.28             | 279                       | 824        |
| 557                   | washing soap                          | 2.85      | 2.85             | 956                       | 2513       |
| 562                   | agarbati                              | 0.75      | 0.75             | 784                       | 2097       |
| 582                   | barber, beautician, etc.              | 1.72      | 1.78             | 760                       | 2024       |
| 587                   | postage and telegram                  | 0.13      | 0.13             | 125                       | 427        |
| 590                   | telephone charges                     | 0.14      | 0.14             | 8                         | 38         |
| 601                   | railway fare                          | 0.12      | 0.12             | 6                         | 18         |
| 602                   | bus fare                              | 6.97      | 6.97             | 862                       | 2304       |
| 612                   | petrol                                | 0.42      | 0.42             | 16                        | 116        |
| <b>Kerala</b>         |                                       |           |                  |                           |            |
| 520                   | cinema, theatre                       | 1.43      | 1.43             | 302                       | 779        |
| 540                   | toilet soap                           | 3.76      | 3.76             | 972                       | 2493       |
| 541                   | toothbrush, toothpaste, tooth powder  | 2.02      | 2.02             | 627                       | 1698       |
| 542                   | powder, snow, cream                   | 0.83      | 0.83             | 183                       | 554        |
| 543                   | hair oil, lotion, shampoo, hair cream | 3.42      | 3.43             | 922                       | 2350       |
| 545                   | shaving blades, shaving sticks        | 0.56      | 0.56             | 483                       | 1277       |
| 557                   | washing soap                          | 3.78      | 3.78             | 937                       | 2396       |
| 562                   | agarbati                              | 0.41      | 0.41             | 264                       | 706        |
| 582                   | barber, beautician, etc.              | 2.01      | 2.01             | 687                       | 1780       |
| 587                   | postage and telegram                  | 0.79      | 0.79             | 305                       | 873        |
| 590                   | telephone charges                     | 0.86      | 0.86             | 30                        | 159        |
| 601                   | railway fare                          | 0.40      | 0.40             | 15                        | 57         |
| 602                   | bus fare                              | 10.66     | 10.66            | 895                       | 2293       |
| 612                   | petrol                                | 1.02      | 1.03             | 24                        | 143        |
| <b>Madhya Pradesh</b> |                                       |           |                  |                           |            |
| 520                   | cinema, theatre                       | 0.11      | 0.11             | 40                        | 248        |
| 540                   | toilet soap                           | 2.22      | 2.22             | 818                       | 4448       |
| 541                   | toothbrush, toothpaste, tooth powder  | 0.56      | 0.56             | 263                       | 1555       |
| 542                   | powder, snow, cream                   | 0.62      | 0.62             | 260                       | 1503       |
| 543                   | hair oil, lotion, shampoo, hair cream | 1.76      | 1.76             | 865                       | 4617       |
| 545                   | shaving blades, shaving sticks        | 0.30      | 0.30             | 375                       | 2077       |
| 557                   | washing soap                          | 2.46      | 2.46             | 918                       | 4903       |
| 562                   | agarbati                              | 0.63      | 0.63             | 629                       | 3503       |
| 582                   | barber, beautician, etc.              | 1.02      | 1.05             | 490                       | 2626       |
| 587                   | postage and telegram                  | 0.04      | 0.04             | 54                        | 401        |
| 590                   | telephone charges                     | 0.02      | 0.02             | 2                         | 21         |
| 601                   | railway fare                          | 0.24      | 0.24             | 19                        | 119        |
| 602                   | bus fare                              | 2.55      | 2.56             | 305                       | 1773       |
| 612                   | petrol                                | 0.52      | 0.52             | 13                        | 179        |



**Table (4): Expenditure in cash/cash and kind on different items of miscellaneous goods and services per person for a period of 30 days**

| item code          | item description                      | cash (Rs) | cash & kind (Rs) | Rural                      |                        |
|--------------------|---------------------------------------|-----------|------------------|----------------------------|------------------------|
|                    |                                       |           |                  | hhs reporting no. per 1000 | expenditure sample no. |
| (1)                | (2)                                   | (3)       | (4)              | (5)                        | (6)                    |
| <b>Maharashtra</b> |                                       |           |                  |                            |                        |
| 520                | cinema, theatre                       | 0.30      | 0.30             | 98                         | 486                    |
| 540                | toilet soap                           | 2.28      | 2.28             | 847                        | 3852                   |
| 541                | toothbrush, toothpaste, tooth powder  | 1.08      | 1.08             | 503                        | 2404                   |
| 542                | powder, snow, cream                   | 0.44      | 0.44             | 152                        | 867                    |
| 543                | hair oil, lotion, shampoo, hair cream | 2.51      | 2.51             | 964                        | 4297                   |
| 545                | shaving blades, shaving sticks        | 0.35      | 0.35             | 328                        | 1568                   |
| 557                | washing soap                          | 3.10      | 3.10             | 913                        | 4090                   |
| 562                | agarbati                              | 0.77      | 0.77             | 710                        | 3286                   |
| 582                | barber, beautician, etc.              | 1.69      | 1.81             | 656                        | 2979                   |
| 587                | postage and telegram                  | 0.14      | 0.14             | 142                        | 781                    |
| 590                | telephone charges                     | 0.06      | 0.06             | 7                          | 50                     |
| 601                | railway fare                          | 0.31      | 0.31             | 22                         | 116                    |
| 602                | bus fare                              | 7.33      | 7.33             | 608                        | 2825                   |
| 612                | petrol                                | 1.08      | 1.08             | 27                         | 242                    |
| <b>Manipur</b>     |                                       |           |                  |                            |                        |
| 520                | cinema, theatre                       | 1.58      | 1.58             | 328                        | 336                    |
| 540                | toilet soap                           | 2.39      | 2.50             | 895                        | 901                    |
| 541                | toothbrush, toothpaste, tooth powder  | 2.01      | 2.11             | 846                        | 851                    |
| 542                | powder, snow, cream                   | 0.83      | 0.83             | 333                        | 347                    |
| 543                | hair oil, lotion, shampoo, hair cream | 1.22      | 1.24             | 633                        | 627                    |
| 545                | shaving blades, shaving sticks        | 0.42      | 0.42             | 562                        | 550                    |
| 557                | washing soap                          | 1.85      | 1.86             | 741                        | 731                    |
| 562                | agarbati                              | 0.34      | 0.34             | 258                        | 254                    |
| 582                | barber, beautician, etc.              | 0.34      | 0.34             | 253                        | 266                    |
| 587                | postage and telegram                  | 0.02      | 0.02             | 13                         | 15                     |
| 590                | telephone charges                     | 0.06      | 0.06             | 1                          | 2                      |
| 601                | railway fare                          | 0.04      | 0.04             | 3                          | 3                      |
| 602                | bus fare                              | 6.13      | 6.22             | 705                        | 687                    |
| 612                | petrol                                | 1.54      | 1.54             | 24                         | 47                     |
| <b>Meghalaya</b>   |                                       |           |                  |                            |                        |
| 520                | cinema, theatre                       | 0.06      | 0.06             | 17                         | 20                     |
| 540                | toilet soap                           | 2.25      | 2.25             | 884                        | 985                    |
| 541                | toothbrush, toothpaste, tooth powder  | 1.46      | 1.49             | 452                        | 528                    |
| 542                | powder, snow, cream                   | 0.70      | 0.70             | 193                        | 230                    |
| 543                | hair oil, lotion, shampoo, hair cream | 1.73      | 1.73             | 606                        | 659                    |
| 545                | shaving blades, shaving sticks        | 0.46      | 0.46             | 451                        | 507                    |
| 557                | washing soap                          | 3.83      | 3.83             | 970                        | 1084                   |
| 562                | agarbati                              | 0.12      | 0.12             | 63                         | 70                     |
| 582                | barber, beautician, etc.              | 1.06      | 1.08             | 482                        | 555                    |
| 587                | postage and telegram                  | 0.03      | 0.03             | 21                         | 33                     |
| 590                | telephone charges                     | 0.01      | 0.01             | 1                          | 2                      |
| 601                | railway fare                          | 0.00      | 0.00             | 0                          | 0                      |
| 602                | bus fare                              | 45.59     | 45.65            | 710                        | 826                    |
| 612                | petrol                                | 0.13      | 0.13             | 2                          | 10                     |

**Table (4): Expenditure in cash/cash and kind on different items of miscellaneous goods and services per person for a period of 30 days**

| item code       | item description                      | cash (Rs) | cash & kind (Rs) | Rural                      |                        |
|-----------------|---------------------------------------|-----------|------------------|----------------------------|------------------------|
|                 |                                       |           |                  | hhs reporting no. per 1000 | expenditure sample no. |
| (1)             | (2)                                   | (3)       | (4)              | (5)                        | (6)                    |
| <b>Mizoram</b>  |                                       |           |                  |                            |                        |
| 520             | cinema, theatre                       | 0.00      | 0.00             | 0                          | 0                      |
| 540             | toilet soap                           | 3.08      | 3.13             | 848                        | 406                    |
| 541             | toothbrush, toothpaste, tooth powder  | 2.29      | 2.29             | 690                        | 338                    |
| 542             | powder, snow, cream                   | 1.54      | 1.54             | 292                        | 134                    |
| 543             | hair oil, lotion, shampoo, hair cream | 1.33      | 1.33             | 320                        | 146                    |
| 545             | shaving blades, shaving sticks        | 0.62      | 0.62             | 411                        | 181                    |
| 557             | washing soap                          | 4.19      | 4.19             | 828                        | 401                    |
| 562             | agarbati                              | 0.01      | 0.01             | 4                          | 1                      |
| 582             | barber, beautician, etc.              | 0.01      | 0.01             | 7                          | 3                      |
| 587             | postage and telegram                  | 0.10      | 0.10             | 77                         | 35                     |
| 590             | telephone charges                     | 0.00      | 0.00             | 0                          | 0                      |
| 601             | railway fare                          | 0.00      | 0.00             | 0                          | 0                      |
| 602             | bus fare                              | 1.54      | 1.54             | 114                        | 50                     |
| 612             | petrol                                | 0.05      | 0.05             | 1                          | 5                      |
| <b>Nagaland</b> |                                       |           |                  |                            |                        |
| 520             | cinema, theatre                       | 0.13      | 0.13             | 19                         | 10                     |
| 540             | toilet soap                           | 2.90      | 2.90             | 952                        | 440                    |
| 541             | toothbrush, toothpaste, tooth powder  | 2.62      | 2.62             | 818                        | 371                    |
| 542             | powder, snow, cream                   | 2.41      | 2.41             | 511                        | 244                    |
| 543             | hair oil, lotion, shampoo, hair cream | 3.28      | 3.28             | 676                        | 303                    |
| 545             | shaving blades, shaving sticks        | 0.63      | 0.63             | 308                        | 148                    |
| 557             | washing soap                          | 3.11      | 3.11             | 971                        | 446                    |
| 562             | agarbati                              | 0.33      | 0.33             | 167                        | 73                     |
| 582             | barber, beautician, etc.              | 0.81      | 0.81             | 338                        | 179                    |
| 587             | postage and telegram                  | 0.50      | 0.50             | 183                        | 98                     |
| 590             | telephone charges                     | 0.01      | 0.01             | 3                          | 2                      |
| 601             | railway fare                          | 0.00      | 0.00             | 0                          | 0                      |
| 602             | bus fare                              | 7.71      | 7.71             | 516                        | 263                    |
| 612             | petrol                                | 0.65      | 0.65             | 8                          | 17                     |
| <b>Orissa</b>   |                                       |           |                  |                            |                        |
| 520             | cinema, theatre                       | 0.15      | 0.15             | 44                         | 180                    |
| 540             | toilet soap                           | 1.50      | 1.51             | 766                        | 2611                   |
| 541             | toothbrush, toothpaste, tooth powder  | 0.22      | 0.22             | 113                        | 535                    |
| 542             | powder, snow, cream                   | 0.36      | 0.36             | 148                        | 606                    |
| 543             | hair oil, lotion, shampoo, hair cream | 2.26      | 2.27             | 943                        | 3151                   |
| 545             | shaving blades, shaving sticks        | 0.16      | 0.16             | 283                        | 970                    |
| 557             | washing soap                          | 1.35      | 1.35             | 756                        | 2611                   |
| 562             | agarbati                              | 0.24      | 0.24             | 277                        | 1074                   |
| 582             | barber, beautician, etc.              | 0.52      | 0.54             | 413                        | 1401                   |
| 587             | postage and telegram                  | 0.09      | 0.09             | 107                        | 462                    |
| 590             | telephone charges                     | 0.02      | 0.02             | 2                          | 11                     |
| 601             | railway fare                          | 0.07      | 0.07             | 11                         | 48                     |
| 602             | bus fare                              | 1.71      | 1.71             | 275                        | 1044                   |
| 612             | petrol                                | 0.45      | 0.45             | 13                         | 133                    |

Table (4): Expenditure in cash/cash and kind on different items of miscellaneous goods and services per person for a period of 30 days

| item code        | item description                      | cash (Rs) | cash & kind (Rs) | Rural                      |                        |
|------------------|---------------------------------------|-----------|------------------|----------------------------|------------------------|
|                  |                                       |           |                  | hhs reporting no. per 1000 | expenditure sample no. |
| (1)              | (2)                                   | (3)       | (4)              | (5)                        | (6)                    |
| <b>Punjab</b>    |                                       |           |                  |                            |                        |
| 520              | cinema, theatre                       | 0.10      | 0.10             | 17                         | 40                     |
| 540              | toilet soap                           | 4.35      | 4.35             | 962                        | 1980                   |
| 541              | toothbrush, toothpaste, tooth powder  | 1.75      | 1.75             | 616                        | 1318                   |
| 542              | powder, snow, cream                   | 0.81      | 0.81             | 207                        | 497                    |
| 543              | hair oil, lotion, shampoo, hair cream | 2.13      | 2.13             | 881                        | 1825                   |
| 545              | shaving blades, shaving sticks        | 0.14      | 0.14             | 113                        | 219                    |
| 557              | washing soap                          | 6.70      | 6.71             | 968                        | 1986                   |
| 562              | agarbati                              | 0.52      | 0.52             | 405                        | 877                    |
| 582              | barber, beautician, etc.              | 0.62      | 0.62             | 256                        | 518                    |
| 587              | postage and telegram                  | 0.24      | 0.24             | 183                        | 414                    |
| 590              | telephone charges                     | 0.46      | 0.46             | 18                         | 57                     |
| 601              | railway fare                          | 0.24      | 0.24             | 13                         | 24                     |
| 602              | bus fare                              | 7.56      | 7.58             | 635                        | 1376                   |
| 612              | petrol                                | 4.74      | 4.74             | 93                         | 330                    |
| <b>Rajasthan</b> |                                       |           |                  |                            |                        |
| 520              | cinema, theatre                       | 0.11      | 0.11             | 22                         | 72                     |
| 540              | toilet soap                           | 1.70      | 1.70             | 590                        | 1932                   |
| 541              | toothbrush, toothpaste, tooth powder  | 0.56      | 0.56             | 261                        | 937                    |
| 542              | powder, snow, cream                   | 0.12      | 0.12             | 45                         | 155                    |
| 543              | hair oil, lotion, shampoo, hair cream | 1.15      | 1.15             | 612                        | 1945                   |
| 545              | shaving blades, shaving sticks        | 0.44      | 0.44             | 492                        | 1548                   |
| 557              | washing soap                          | 3.47      | 3.47             | 949                        | 2949                   |
| 562              | agarbati                              | 0.74      | 0.74             | 640                        | 2035                   |
| 582              | barber, beautician, etc.              | 1.24      | 1.30             | 554                        | 1755                   |
| 587              | postage and telegram                  | 0.10      | 0.10             | 110                        | 400                    |
| 590              | telephone charges                     | 0.09      | 0.09             | 3                          | 18                     |
| 601              | railway fare                          | 0.23      | 0.23             | 23                         | 77                     |
| 602              | bus fare                              | 5.61      | 5.61             | 579                        | 1834                   |
| 612              | petrol                                | 1.20      | 1.20             | 29                         | 108                    |
| <b>Sikkim</b>    |                                       |           |                  |                            |                        |
| 520              | cinema, theatre                       | 0.48      | 0.48             | 89                         | 47                     |
| 540              | toilet soap                           | 2.01      | 2.01             | 906                        | 436                    |
| 541              | toothbrush, toothpaste, tooth powder  | 2.12      | 2.12             | 734                        | 358                    |
| 542              | powder, snow, cream                   | 0.34      | 0.34             | 106                        | 61                     |
| 543              | hair oil, lotion, shampoo, hair cream | 1.58      | 1.58             | 476                        | 223                    |
| 545              | shaving blades, shaving sticks        | 0.46      | 0.46             | 385                        | 189                    |
| 557              | washing soap                          | 2.83      | 2.83             | 969                        | 463                    |
| 562              | agarbati                              | 1.17      | 1.17             | 605                        | 298                    |
| 582              | barber, beautician, etc.              | 1.92      | 1.92             | 710                        | 356                    |
| 587              | postage and telegram                  | 0.33      | 0.33             | 316                        | 159                    |
| 590              | telephone charges                     | 0.05      | 0.05             | 5                          | 3                      |
| 601              | railway fare                          | 0.00      | 0.00             | 0                          | 0                      |
| 602              | bus fare                              | 3.77      | 3.88             | 267                        | 157                    |
| 612              | petrol                                | 0.06      | 0.06             | 2                          | 3                      |

**Table (4): Expenditure in cash/cash and kind on different items of miscellaneous goods and services per person for a period of 30 days**

| item code            | item description                      | cash (Rs) | cash & kind (Rs) | Rural                      |                        |
|----------------------|---------------------------------------|-----------|------------------|----------------------------|------------------------|
|                      |                                       |           |                  | hhs reporting no. per 1000 | expenditure sample no. |
| (1)                  | (2)                                   | (3)       | (4)              | (5)                        | (6)                    |
| <b>Tamil Nadu</b>    |                                       |           |                  |                            |                        |
| 520                  | cinema, theatre                       | 1.92      | 1.92             | 506                        | 1988                   |
| 540                  | toilet soap                           | 2.69      | 2.69             | 895                        | 3531                   |
| 541                  | toothbrush, toothpaste, tooth powder  | 1.00      | 1.00             | 547                        | 2247                   |
| 542                  | powder, snow, cream                   | 0.49      | 0.49             | 122                        | 585                    |
| 543                  | hair oil, lotion, shampoo, hair cream | 3.17      | 3.17             | 963                        | 3759                   |
| 545                  | shaving blades, shaving sticks        | 0.29      | 0.29             | 254                        | 1136                   |
| 557                  | washing soap                          | 3.00      | 3.00             | 894                        | 3467                   |
| 562                  | agarbati                              | 0.53      | 0.53             | 592                        | 2380                   |
| 582                  | barber, beautician, etc.              | 1.59      | 1.61             | 666                        | 2674                   |
| 587                  | postage and telegram                  | 0.21      | 0.21             | 184                        | 862                    |
| 590                  | telephone charges                     | 0.17      | 0.17             | 5                          | 49                     |
| 601                  | railway fare                          | 0.17      | 0.17             | 10                         | 29                     |
| 602                  | bus fare                              | 8.66      | 8.66             | 839                        | 3296                   |
| 612                  | petrol                                | 1.24      | 1.24             | 29                         | 244                    |
| <b>Tripura</b>       |                                       |           |                  |                            |                        |
| 520                  | cinema, theatre                       | 0.43      | 0.43             | 93                         | 157                    |
| 540                  | toilet soap                           | 2.39      | 2.41             | 846                        | 1299                   |
| 541                  | toothbrush, toothpaste, tooth powder  | 1.09      | 1.09             | 368                        | 583                    |
| 542                  | powder, snow, cream                   | 0.98      | 0.98             | 233                        | 407                    |
| 543                  | hair oil, lotion, shampoo, hair cream | 3.31      | 3.31             | 919                        | 1403                   |
| 545                  | shaving blades, shaving sticks        | 0.26      | 0.26             | 319                        | 544                    |
| 557                  | washing soap                          | 2.72      | 2.73             | 923                        | 1426                   |
| 562                  | agarbati                              | 0.86      | 0.86             | 590                        | 972                    |
| 582                  | barber, beautician, etc.              | 2.30      | 2.30             | 795                        | 1205                   |
| 587                  | postage and telegram                  | 0.09      | 0.09             | 108                        | 213                    |
| 590                  | telephone charges                     | 0.00      | 0.00             | 1                          | 1                      |
| 601                  | railway fare                          | 0.09      | 0.09             | 10                         | 6                      |
| 602                  | bus fare                              | 4.37      | 4.37             | 532                        | 821                    |
| 612                  | petrol                                | 0.11      | 0.11             | 3                          | 18                     |
| <b>Uttar Pradesh</b> |                                       |           |                  |                            |                        |
| 520                  | cinema, theatre                       | 0.13      | 0.13             | 34                         | 380                    |
| 540                  | toilet soap                           | 1.97      | 1.97             | 867                        | 7998                   |
| 541                  | toothbrush, toothpaste, tooth powder  | 0.68      | 0.68             | 326                        | 3381                   |
| 542                  | powder, snow, cream                   | 0.49      | 0.49             | 189                        | 2045                   |
| 543                  | hair oil, lotion, shampoo, hair cream | 1.49      | 1.50             | 730                        | 6709                   |
| 545                  | shaving blades, shaving sticks        | 0.22      | 0.22             | 281                        | 2644                   |
| 557                  | washing soap                          | 2.45      | 2.46             | 920                        | 8337                   |
| 562                  | agarbati                              | 0.32      | 0.32             | 367                        | 3675                   |
| 582                  | barber, beautician, etc.              | 1.00      | 1.27             | 620                        | 5721                   |
| 587                  | postage and telegram                  | 0.11      | 0.11             | 121                        | 1337                   |
| 590                  | telephone charges                     | 0.03      | 0.03             | 2                          | 38                     |
| 601                  | railway fare                          | 0.47      | 0.47             | 28                         | 287                    |
| 602                  | bus fare                              | 3.01      | 3.01             | 357                        | 3486                   |
| 612                  | petrol                                | 0.83      | 0.84             | 23                         | 423                    |

**Table (4): Expenditure in cash/cash and kind on different items of miscellaneous goods and services per person for a period of 30 days**

| item code                        | item description                      | cash (Rs) | cash & kind (Rs) | Rural                      |                        |
|----------------------------------|---------------------------------------|-----------|------------------|----------------------------|------------------------|
|                                  |                                       |           |                  | hhs reporting no. per 1000 | expenditure sample no. |
| (1)                              | (2)                                   | (3)       | (4)              | (5)                        | (6)                    |
| <b>West Bengal</b>               |                                       |           |                  |                            |                        |
| 520                              | cinema, theatre                       | 0.59      | 0.59             | 230                        | 1129                   |
| 540                              | toilet soap                           | 7.33      | 7.33             | 869                        | 3972                   |
| 541                              | toothbrush, toothpaste, tooth powder  | 0.86      | 0.86             | 449                        | 2248                   |
| 542                              | powder, snow, cream                   | 0.45      | 0.45             | 180                        | 959                    |
| 543                              | hair oil, lotion, shampoo, hair cream | 2.27      | 2.27             | 964                        | 4326                   |
| 545                              | shaving blades, shaving sticks        | 0.11      | 0.11             | 188                        | 998                    |
| 557                              | washing soap                          | 1.50      | 1.50             | 828                        | 3748                   |
| 562                              | agarbati                              | 0.50      | 0.50             | 608                        | 2861                   |
| 582                              | barber, beautician, etc.              | 1.25      | 1.26             | 829                        | 3741                   |
| 587                              | postage and telegram                  | 0.07      | 0.07             | 102                        | 643                    |
| 590                              | telephone charges                     | 0.01      | 0.01             | 2                          | 10                     |
| 601                              | railway fare                          | 0.63      | 0.63             | 79                         | 416                    |
| 602                              | bus fare                              | 2.28      | 2.28             | 509                        | 2452                   |
| 612                              | petrol                                | 0.18      | 0.18             | 7                          | 108                    |
| <b>Andaman &amp; Nicobar Is.</b> |                                       |           |                  |                            |                        |
| 520                              | cinema, theatre                       | 0.66      | 0.66             | 130                        | 74                     |
| 540                              | toilet soap                           | 5.24      | 5.24             | 990                        | 496                    |
| 541                              | toothbrush, toothpaste, tooth powder  | 3.26      | 3.26             | 812                        | 410                    |
| 542                              | powder, snow, cream                   | 2.57      | 2.57             | 432                        | 235                    |
| 543                              | hair oil, lotion, shampoo, hair cream | 3.64      | 3.64             | 813                        | 413                    |
| 545                              | shaving blades, shaving sticks        | 0.72      | 0.72             | 556                        | 309                    |
| 557                              | washing soap                          | 5.35      | 5.35             | 922                        | 467                    |
| 562                              | agarbati                              | 1.24      | 1.24             | 470                        | 238                    |
| 582                              | barber, beautician, etc.              | 1.97      | 1.97             | 578                        | 290                    |
| 587                              | postage and telegram                  | 0.55      | 0.55             | 366                        | 193                    |
| 590                              | telephone charges                     | 0.29      | 0.29             | 19                         | 15                     |
| 601                              | railway fare                          | 0.38      | 0.38             | 8                          | 4                      |
| 602                              | bus fare                              | 11.15     | 11.15            | 818                        | 421                    |
| 612                              | petrol                                | 3.02      | 3.02             | 59                         | 53                     |
| <b>Chandigarh</b>                |                                       |           |                  |                            |                        |
| 520                              | cinema, theatre                       | 0.74      | 0.74             | 186                        | 17                     |
| 540                              | toilet soap                           | 4.71      | 4.71             | 940                        | 76                     |
| 541                              | toothbrush, toothpaste, tooth powder  | 3.68      | 3.68             | 914                        | 72                     |
| 542                              | powder, snow, cream                   | 0.24      | 0.24             | 51                         | 6                      |
| 543                              | hair oil, lotion, shampoo, hair cream | 2.50      | 2.50             | 988                        | 79                     |
| 545                              | shaving blades, shaving sticks        | 0.42      | 0.42             | 256                        | 20                     |
| 557                              | washing soap                          | 6.00      | 6.00             | 946                        | 74                     |
| 562                              | agarbati                              | 0.46      | 0.46             | 270                        | 23                     |
| 582                              | barber, beautician, etc.              | 1.80      | 1.80             | 645                        | 52                     |
| 587                              | postage and telegram                  | 0.19      | 0.19             | 221                        | 16                     |
| 590                              | telephone charges                     | 0.27      | 0.27             | 12                         | 1                      |
| 601                              | railway fare                          | 2.29      | 2.29             | 14                         | 1                      |
| 602                              | bus fare                              | 5.76      | 5.76             | 469                        | 35                     |
| 612                              | petrol                                | 2.46      | 2.46             | 89                         | 12                     |

**Table (4): Expenditure in cash/cash and kind on different items of miscellaneous goods and services per person for a period of 30 days**

| item code                       | item description                      | cash (Rs) | cash & kind (Rs) | Rural                      |                        |
|---------------------------------|---------------------------------------|-----------|------------------|----------------------------|------------------------|
|                                 |                                       |           |                  | hhs reporting no. per 1000 | expenditure sample no. |
| (1)                             | (2)                                   | (3)       | (4)              | (5)                        | (6)                    |
| <b>Dadra &amp; Nagar Haveli</b> |                                       |           |                  |                            |                        |
| 520                             | cinema, theatre                       | 0.49      | 0.49             | 141                        | 38                     |
| 540                             | toilet soap                           | 1.43      | 1.43             | 725                        | 172                    |
| 541                             | toothbrush, toothpaste, tooth powder  | 0.48      | 0.48             | 123                        | 36                     |
| 542                             | powder, snow, cream                   | 0.76      | 0.76             | 443                        | 103                    |
| 543                             | hair oil, lotion, shampoo, hair cream | 1.53      | 1.53             | 927                        | 221                    |
| 545                             | shaving blades, shaving sticks        | 0.40      | 0.40             | 581                        | 135                    |
| 557                             | washing soap                          | 2.37      | 2.37             | 950                        | 228                    |
| 562                             | agarbati                              | 0.51      | 0.51             | 411                        | 106                    |
| 582                             | barber, beautician, etc.              | 0.81      | 0.81             | 553                        | 144                    |
| 587                             | postage and telegram                  | 0.13      | 0.13             | 117                        | 39                     |
| 590                             | telephone charges                     | 0.00      | 0.00             | 0                          | 0                      |
| 601                             | railway fare                          | 0.03      | 0.03             | 7                          | 5                      |
| 602                             | bus fare                              | 5.61      | 5.61             | 846                        | 201                    |
| 612                             | petrol                                | 0.62      | 0.62             | 19                         | 18                     |
| <b>Daman &amp; Diu</b>          |                                       |           |                  |                            |                        |
| 520                             | cinema, theatre                       | 0.91      | 0.91             | 272                        | 22                     |
| 540                             | toilet soap                           | 3.04      | 3.04             | 824                        | 67                     |
| 541                             | toothbrush, toothpaste, tooth powder  | 1.28      | 1.28             | 372                        | 32                     |
| 542                             | powder, snow, cream                   | 1.08      | 1.08             | 268                        | 23                     |
| 543                             | hair oil, lotion, shampoo, hair cream | 3.49      | 3.49             | 946                        | 78                     |
| 545                             | shaving blades, shaving sticks        | 0.44      | 0.44             | 580                        | 44                     |
| 557                             | washing soap                          | 4.57      | 4.57             | 929                        | 75                     |
| 562                             | agarbati                              | 0.72      | 0.72             | 463                        | 47                     |
| 582                             | barber, beautician, etc.              | 1.94      | 1.94             | 704                        | 60                     |
| 587                             | postage and telegram                  | 0.79      | 0.79             | 471                        | 37                     |
| 590                             | telephone charges                     | 1.21      | 1.21             | 7                          | 2                      |
| 601                             | railway fare                          | 0.39      | 0.39             | 29                         | 2                      |
| 602                             | bus fare                              | 8.77      | 8.77             | 842                        | 62                     |
| 612                             | petrol                                | 5.32      | 5.32             | 93                         | 19                     |
| <b>Delhi</b>                    |                                       |           |                  |                            |                        |
| 520                             | cinema, theatre                       | 0.62      | 0.62             | 102                        | 5                      |
| 540                             | toilet soap                           | 5.79      | 5.79             | 972                        | 59                     |
| 541                             | toothbrush, toothpaste, tooth powder  | 3.39      | 3.39             | 864                        | 53                     |
| 542                             | powder, snow, cream                   | 1.04      | 1.04             | 257                        | 18                     |
| 543                             | hair oil, lotion, shampoo, hair cream | 2.73      | 2.73             | 811                        | 47                     |
| 545                             | shaving blades, shaving sticks        | 0.86      | 0.86             | 430                        | 32                     |
| 557                             | washing soap                          | 6.32      | 6.32             | 924                        | 57                     |
| 562                             | agarbati                              | 1.20      | 1.20             | 513                        | 32                     |
| 582                             | barber, beautician, etc.              | 3.68      | 3.68             | 775                        | 45                     |
| 587                             | postage and telegram                  | 0.63      | 0.63             | 378                        | 23                     |
| 590                             | telephone charges                     | 0.93      | 0.93             | 8                          | 2                      |
| 601                             | railway fare                          | 1.25      | 1.25             | 48                         | 2                      |
| 602                             | bus fare                              | 22.65     | 22.65            | 813                        | 50                     |
| 612                             | petrol                                | 7.59      | 7.59             | 60                         | 7                      |

**Table (4): Expenditure in cash/cash and kind on different items of miscellaneous goods and services per person for a period of 30 days**

| item code          | item description                      | cash (Rs) | cash & kind (Rs) | Rural                      |                        |
|--------------------|---------------------------------------|-----------|------------------|----------------------------|------------------------|
|                    |                                       |           |                  | hhs reporting no. per 1000 | expenditure sample no. |
| (1)                | (2)                                   | (3)       | (4)              | (5)                        | (6)                    |
| <b>Lakshadweep</b> |                                       |           |                  |                            |                        |
| 520                | cinema, theatre                       | 0.00      | 0.00             | 0                          | 0                      |
| 540                | toilet soap                           | 6.65      | 6.65             | 1000                       | 70                     |
| 541                | toothbrush, toothpaste, tooth powder  | 3.26      | 3.26             | 915                        | 65                     |
| 542                | powder, snow, cream                   | 1.70      | 1.70             | 406                        | 27                     |
| 543                | hair oil, lotion, shampoo, hair cream | 3.64      | 3.64             | 786                        | 55                     |
| 545                | shaving blades, shaving sticks        | 1.18      | 1.18             | 556                        | 41                     |
| 557                | washing soap                          | 4.80      | 4.80             | 855                        | 59                     |
| 562                | agarbati                              | 0.32      | 0.32             | 217                        | 14                     |
| 582                | barber, beautician, etc.              | 1.20      | 1.20             | 535                        | 37                     |
| 587                | postage and telegram                  | 0.30      | 0.30             | 185                        | 14                     |
| 590                | telephone charges                     | 0.45      | 0.45             | 51                         | 6                      |
| 601                | railway fare                          | 0.00      | 0.00             | 0                          | 0                      |
| 602                | bus fare                              | 0.04      | 0.04             | 32                         | 2                      |
| 612                | petrol                                | 0.73      | 0.73             | 21                         | 4                      |
| <b>Pondicherry</b> |                                       |           |                  |                            |                        |
| 520                | cinema, theatre                       | 3.72      | 3.72             | 787                        | 54                     |
| 540                | toilet soap                           | 3.03      | 3.03             | 947                        | 67                     |
| 541                | toothbrush, toothpaste, tooth powder  | 1.48      | 1.48             | 520                        | 42                     |
| 542                | powder, snow, cream                   | 1.95      | 1.95             | 375                        | 32                     |
| 543                | hair oil, lotion, shampoo, hair cream | 3.50      | 3.50             | 980                        | 68                     |
| 545                | shaving blades, shaving sticks        | 0.50      | 0.50             | 364                        | 30                     |
| 557                | washing soap                          | 4.60      | 4.60             | 961                        | 67                     |
| 562                | agarbati                              | 0.77      | 0.77             | 549                        | 46                     |
| 582                | barber, beautician, etc.              | 1.76      | 1.76             | 735                        | 52                     |
| 587                | postage and telegram                  | 0.03      | 0.03             | 53                         | 5                      |
| 590                | telephone charges                     | 3.18      | 3.18             | 8                          | 2                      |
| 601                | railway fare                          | 0.00      | 0.00             | 0                          | 0                      |
| 602                | bus fare                              | 7.44      | 7.44             | 571                        | 48                     |
| 612                | petrol                                | 1.69      | 1.69             | 34                         | 9                      |

**Table (4): Expenditure in cash/cash and kind on different items of miscellaneous goods and services per person for a period of 30 days**

| <b>Urban</b>             |                                       |           |                  |                           |            |
|--------------------------|---------------------------------------|-----------|------------------|---------------------------|------------|
| item code                | item description                      | cash (Rs) | cash & kind (Rs) | hhs reporting expenditure |            |
|                          |                                       |           |                  | no. per 1000              | sample no. |
| (1)                      | (2)                                   | (3)       | (4)              | (5)                       | (6)        |
| <b>Andhra Pradesh</b>    |                                       |           |                  |                           |            |
| 520                      | cinema, theatre                       | 3.36      | 3.36             | 624                       | 2175       |
| 540                      | toilet soap                           | 4.47      | 4.47             | 980                       | 3572       |
| 541                      | toothbrush, toothpaste, tooth powder  | 2.25      | 2.25             | 723                       | 2678       |
| 542                      | powder, snow, cream                   | 1.25      | 1.25             | 263                       | 954        |
| 543                      | hair oil, lotion, shampoo, hair cream | 3.74      | 3.75             | 918                       | 3310       |
| 545                      | shaving blades, shaving sticks        | 0.65      | 0.65             | 440                       | 1741       |
| 557                      | washing soap                          | 3.52      | 3.53             | 927                       | 3397       |
| 562                      | agarbati                              | 0.69      | 0.69             | 515                       | 1888       |
| 582                      | barber, beautician, etc.              | 1.86      | 1.86             | 678                       | 2404       |
| 587                      | postage and telegram                  | 0.31      | 0.31             | 213                       | 836        |
| 590                      | telephone charges                     | 1.05      | 1.05             | 46                        | 258        |
| 601                      | railway fare                          | 2.15      | 2.17             | 42                        | 155        |
| 602                      | bus fare                              | 7.71      | 7.72             | 501                       | 1875       |
| 612                      | petrol                                | 4.90      | 4.92             | 100                       | 468        |
| <b>Arunachal Pradesh</b> |                                       |           |                  |                           |            |
| 520                      | cinema, theatre                       | 1.75      | 2.05             | 228                       | 55         |
| 540                      | toilet soap                           | 3.41      | 3.75             | 707                       | 147        |
| 541                      | toothbrush, toothpaste, tooth powder  | 3.90      | 4.15             | 688                       | 142        |
| 542                      | powder, snow, cream                   | 2.15      | 2.23             | 307                       | 76         |
| 543                      | hair oil, lotion, shampoo, hair cream | 3.02      | 3.21             | 461                       | 92         |
| 545                      | shaving blades, shaving sticks        | 0.61      | 0.63             | 238                       | 61         |
| 557                      | washing soap                          | 3.15      | 3.24             | 538                       | 124        |
| 562                      | agarbati                              | 1.34      | 1.50             | 319                       | 76         |
| 582                      | barber, beautician, etc.              | 0.83      | 0.89             | 316                       | 57         |
| 587                      | postage and telegram                  | 1.02      | 1.07             | 257                       | 50         |
| 590                      | telephone charges                     | 0.24      | 0.24             | 3                         | 1          |
| 601                      | railway fare                          | 0.00      | 0.00             | 0                         | 0          |
| 602                      | bus fare                              | 3.14      | 3.15             | 82                        | 22         |
| 612                      | petrol                                | 0.54      | 0.54             | 9                         | 4          |
| <b>Assam</b>             |                                       |           |                  |                           |            |
| 520                      | cinema, theatre                       | 1.69      | 1.69             | 382                       | 332        |
| 540                      | toilet soap                           | 2.94      | 2.95             | 963                       | 830        |
| 541                      | toothbrush, toothpaste, tooth powder  | 2.02      | 2.02             | 785                       | 681        |
| 542                      | powder, snow, cream                   | 2.48      | 2.48             | 519                       | 471        |
| 543                      | hair oil, lotion, shampoo, hair cream | 3.27      | 3.27             | 760                       | 684        |
| 545                      | shaving blades, shaving sticks        | 0.73      | 0.73             | 519                       | 488        |
| 557                      | washing soap                          | 2.66      | 2.66             | 913                       | 797        |
| 562                      | agarbati                              | 1.61      | 1.61             | 723                       | 615        |
| 582                      | barber, beautician, etc.              | 1.75      | 1.75             | 647                       | 584        |
| 587                      | postage and telegram                  | 0.53      | 0.53             | 405                       | 342        |
| 590                      | telephone charges                     | 1.14      | 1.14             | 33                        | 39         |
| 601                      | railway fare                          | 0.19      | 0.33             | 15                        | 14         |
| 602                      | bus fare                              | 5.14      | 5.14             | 634                       | 517        |
| 612                      | petrol                                | 7.65      | 7.65             | 119                       | 94         |



**Table (4): Expenditure in cash/cash and kind on different items of miscellaneous goods and services per person for a period of 30 days**

| <b>Urban</b>   |                                       |           |                  |                            |                        |
|----------------|---------------------------------------|-----------|------------------|----------------------------|------------------------|
| item code      | item description                      | cash (Rs) | cash & kind (Rs) | hhs reporting no. per 1000 | expenditure sample no. |
| (1)            | (2)                                   | (3)       | (4)              | (5)                        | (6)                    |
| <b>Bihar</b>   |                                       |           |                  |                            |                        |
| 520            | cinema, theatre                       | 1.26      | 1.26             | 294                        | 565                    |
| 540            | toilet soap                           | 3.22      | 3.22             | 965                        | 2060                   |
| 541            | toothbrush, toothpaste, tooth powder  | 1.73      | 1.73             | 655                        | 1348                   |
| 542            | powder, snow, cream                   | 1.15      | 1.15             | 315                        | 710                    |
| 543            | hair oil, lotion, shampoo, hair cream | 2.68      | 2.68             | 808                        | 1765                   |
| 545            | shaving blades, shaving sticks        | 0.42      | 0.42             | 337                        | 788                    |
| 557            | washing soap                          | 2.57      | 2.58             | 855                        | 1837                   |
| 562            | agarbati                              | 0.67      | 0.67             | 478                        | 1067                   |
| 582            | barber, beautician, etc.              | 1.82      | 1.83             | 742                        | 1571                   |
| 587            | postage and telegram                  | 0.46      | 0.46             | 274                        | 560                    |
| 590            | telephone charges                     | 0.53      | 0.53             | 22                         | 76                     |
| 601            | railway fare                          | 1.29      | 1.40             | 49                         | 99                     |
| 602            | bus fare                              | 2.02      | 2.02             | 155                        | 315                    |
| 612            | petrol                                | 5.60      | 5.60             | 90                         | 250                    |
| <b>Goa</b>     |                                       |           |                  |                            |                        |
| 520            | cinema, theatre                       | 1.41      | 1.41             | 237                        | 46                     |
| 540            | toilet soap                           | 4.39      | 4.39             | 979                        | 208                    |
| 541            | toothbrush, toothpaste, tooth powder  | 2.71      | 2.71             | 879                        | 190                    |
| 542            | powder, snow, cream                   | 1.38      | 1.38             | 471                        | 110                    |
| 543            | hair oil, lotion, shampoo, hair cream | 2.61      | 2.61             | 917                        | 196                    |
| 545            | shaving blades, shaving sticks        | 1.13      | 1.13             | 687                        | 154                    |
| 557            | washing soap                          | 4.27      | 4.27             | 889                        | 186                    |
| 562            | agarbati                              | 1.06      | 1.06             | 687                        | 127                    |
| 582            | barber, beautician, etc.              | 2.53      | 2.53             | 719                        | 149                    |
| 587            | postage and telegram                  | 0.66      | 0.66             | 293                        | 58                     |
| 590            | telephone charges                     | 0.93      | 0.93             | 41                         | 11                     |
| 601            | railway fare                          | 0.64      | 0.64             | 35                         | 7                      |
| 602            | bus fare                              | 15.66     | 15.66            | 745                        | 154                    |
| 612            | petrol                                | 14.42     | 14.42            | 213                        | 43                     |
| <b>Gujarat</b> |                                       |           |                  |                            |                        |
| 520            | cinema, theatre                       | 0.87      | 0.87             | 189                        | 474                    |
| 540            | toilet soap                           | 3.81      | 3.81             | 935                        | 2208                   |
| 541            | toothbrush, toothpaste, tooth powder  | 2.86      | 2.86             | 787                        | 1903                   |
| 542            | powder, snow, cream                   | 0.99      | 0.99             | 240                        | 589                    |
| 543            | hair oil, lotion, shampoo, hair cream | 2.84      | 2.84             | 795                        | 1889                   |
| 545            | shaving blades, shaving sticks        | 1.04      | 1.04             | 720                        | 1783                   |
| 557            | washing soap                          | 4.34      | 4.34             | 971                        | 2304                   |
| 562            | agarbati                              | 1.18      | 1.18             | 724                        | 1885                   |
| 582            | barber, beautician, etc.              | 1.58      | 1.58             | 570                        | 1340                   |
| 587            | postage and telegram                  | 0.69      | 0.69             | 478                        | 1085                   |
| 590            | telephone charges                     | 2.87      | 2.87             | 115                        | 315                    |
| 601            | railway fare                          | 2.11      | 2.11             | 59                         | 183                    |
| 602            | bus fare                              | 8.27      | 8.27             | 604                        | 1469                   |
| 612            | petrol                                | 9.57      | 9.59             | 202                        | 582                    |

Table (4): Expenditure in cash/cash and kind on different items of miscellaneous goods and services per person for a period of 30 days

| item code                  | item description                      | cash (Rs) | cash & kind (Rs) | Urban                      |                        |
|----------------------------|---------------------------------------|-----------|------------------|----------------------------|------------------------|
|                            |                                       |           |                  | hhs reporting no. per 1000 | expenditure sample no. |
| (1)                        | (2)                                   | (3)       | (4)              | (5)                        | (6)                    |
| <b>Haryana</b>             |                                       |           |                  |                            |                        |
| 520                        | cinema, theatre                       | 0.26      | 0.26             | 74                         | 46                     |
| 540                        | toilet soap                           | 3.89      | 3.89             | 919                        | 638                    |
| 541                        | toothbrush, toothpaste, tooth powder  | 2.33      | 2.33             | 694                        | 497                    |
| 542                        | powder, snow, cream                   | 1.53      | 1.53             | 370                        | 242                    |
| 543                        | hair oil, lotion, shampoo, hair cream | 2.32      | 2.33             | 854                        | 573                    |
| 545                        | shaving blades, shaving sticks        | 0.65      | 0.65             | 491                        | 343                    |
| 557                        | washing soap                          | 6.03      | 6.03             | 964                        | 674                    |
| 562                        | agarbati                              | 0.80      | 0.80             | 568                        | 377                    |
| 582                        | barber, beautician, etc.              | 2.19      | 2.20             | 711                        | 506                    |
| 587                        | postage and telegram                  | 0.33      | 0.33             | 265                        | 198                    |
| 590                        | telephone charges                     | 0.97      | 0.97             | 32                         | 29                     |
| 601                        | railway fare                          | 2.10      | 2.10             | 94                         | 57                     |
| 602                        | bus fare                              | 9.01      | 9.02             | 399                        | 277                    |
| 612                        | petrol                                | 7.59      | 7.59             | 145                        | 119                    |
| <b>Himachal Pradesh</b>    |                                       |           |                  |                            |                        |
| 520                        | cinema, theatre                       | 0.51      | 0.51             | 72                         | 38                     |
| 540                        | toilet soap                           | 5.02      | 5.02             | 997                        | 398                    |
| 541                        | toothbrush, toothpaste, tooth powder  | 3.79      | 3.79             | 886                        | 353                    |
| 542                        | powder, snow, cream                   | 2.53      | 2.53             | 505                        | 229                    |
| 543                        | hair oil, lotion, shampoo, hair cream | 3.20      | 3.20             | 907                        | 357                    |
| 545                        | shaving blades, shaving sticks        | 1.38      | 1.38             | 671                        | 289                    |
| 557                        | washing soap                          | 5.85      | 5.85             | 950                        | 378                    |
| 562                        | agarbati                              | 1.57      | 1.57             | 710                        | 283                    |
| 582                        | barber, beautician, etc.              | 2.16      | 2.16             | 715                        | 266                    |
| 587                        | postage and telegram                  | 0.68      | 0.68             | 390                        | 185                    |
| 590                        | telephone charges                     | 3.93      | 3.93             | 96                         | 53                     |
| 601                        | railway fare                          | 0.84      | 0.84             | 15                         | 8                      |
| 602                        | bus fare                              | 15.06     | 15.06            | 570                        | 245                    |
| 612                        | petrol                                | 4.30      | 4.30             | 69                         | 37                     |
| <b>Jammu &amp; Kashmir</b> |                                       |           |                  |                            |                        |
| 520                        | cinema, theatre                       | 0.82      | 0.82             | 133                        | 60                     |
| 540                        | toilet soap                           | 5.07      | 5.07             | 988                        | 521                    |
| 541                        | toothbrush, toothpaste, tooth powder  | 2.84      | 2.84             | 860                        | 459                    |
| 542                        | powder, snow, cream                   | 1.91      | 1.91             | 483                        | 274                    |
| 543                        | hair oil, lotion, shampoo, hair cream | 2.85      | 2.85             | 938                        | 495                    |
| 545                        | shaving blades, shaving sticks        | 1.09      | 1.09             | 704                        | 382                    |
| 557                        | washing soap                          | 6.78      | 6.78             | 955                        | 509                    |
| 562                        | agarbati                              | 1.09      | 1.10             | 675                        | 363                    |
| 582                        | barber, beautician, etc.              | 2.43      | 2.44             | 722                        | 393                    |
| 587                        | postage and telegram                  | 0.64      | 0.64             | 300                        | 151                    |
| 590                        | telephone charges                     | 0.47      | 0.47             | 28                         | 21                     |
| 601                        | railway fare                          | 0.58      | 0.58             | 5                          | 6                      |
| 602                        | bus fare                              | 14.67     | 14.67            | 784                        | 428                    |
| 612                        | petrol                                | 12.23     | 12.23            | 156                        | 96                     |

Table (4): Expenditure in cash/cash and kind on different items of miscellaneous goods and services per person for a period of 30 days

| item code             | item description                      | cash (Rs) | cash & kind (Rs) | Urban                      |                        |
|-----------------------|---------------------------------------|-----------|------------------|----------------------------|------------------------|
|                       |                                       |           |                  | hhs reporting no. per 1000 | expenditure sample no. |
| (1)                   | (2)                                   | (3)       | (4)              | (5)                        | (6)                    |
| <b>Karnataka</b>      |                                       |           |                  |                            |                        |
| 520                   | cinema, theatre                       | 2.40      | 2.40             | 447                        | 1150                   |
| 540                   | toilet soap                           | 4.10      | 4.10             | 959                        | 2371                   |
| 541                   | toothbrush, toothpaste, tooth powder  | 2.44      | 2.44             | 825                        | 2043                   |
| 542                   | powder, snow, cream                   | 1.22      | 1.22             | 372                        | 974                    |
| 543                   | hair oil, lotion, shampoo, hair cream | 2.84      | 2.84             | 941                        | 2326                   |
| 545                   | shaving blades, shaving sticks        | 0.83      | 0.83             | 598                        | 1468                   |
| 557                   | washing soap                          | 4.07      | 4.07             | 949                        | 2339                   |
| 562                   | agarbati                              | 1.00      | 1.00             | 731                        | 1812                   |
| 582                   | barber, beautician, etc.              | 1.94      | 1.94             | 687                        | 1712                   |
| 587                   | postage and telegram                  | 0.52      | 0.52             | 304                        | 776                    |
| 590                   | telephone charges                     | 1.15      | 1.15             | 60                         | 205                    |
| 601                   | railway fare                          | 0.95      | 0.95             | 22                         | 65                     |
| 602                   | bus fare                              | 11.23     | 11.23            | 716                        | 1750                   |
| 612                   | petrol                                | 6.66      | 6.66             | 145                        | 405                    |
| <b>Kerala</b>         |                                       |           |                  |                            |                        |
| 520                   | cinema, theatre                       | 2.20      | 2.20             | 372                        | 695                    |
| 540                   | toilet soap                           | 4.18      | 4.18             | 981                        | 1794                   |
| 541                   | toothbrush, toothpaste, tooth powder  | 2.73      | 2.73             | 730                        | 1393                   |
| 542                   | powder, snow, cream                   | 1.12      | 1.13             | 215                        | 425                    |
| 543                   | hair oil, lotion, shampoo, hair cream | 3.39      | 3.39             | 858                        | 1589                   |
| 545                   | shaving blades, shaving sticks        | 0.75      | 0.76             | 538                        | 999                    |
| 557                   | washing soap                          | 3.74      | 3.75             | 909                        | 1642                   |
| 562                   | agarbati                              | 0.54      | 0.54             | 320                        | 569                    |
| 582                   | barber, beautician, etc.              | 1.82      | 1.82             | 594                        | 1128                   |
| 587                   | postage and telegram                  | 0.83      | 0.83             | 355                        | 692                    |
| 590                   | telephone charges                     | 3.65      | 3.65             | 122                        | 251                    |
| 601                   | railway fare                          | 1.57      | 1.57             | 48                         | 105                    |
| 602                   | bus fare                              | 13.69     | 13.69            | 867                        | 1595                   |
| 612                   | petrol                                | 4.77      | 4.77             | 73                         | 176                    |
| <b>Madhya Pradesh</b> |                                       |           |                  |                            |                        |
| 520                   | cinema, theatre                       | 1.06      | 1.06             | 219                        | 705                    |
| 540                   | toilet soap                           | 3.99      | 3.99             | 964                        | 3130                   |
| 541                   | toothbrush, toothpaste, tooth powder  | 2.44      | 2.44             | 830                        | 2701                   |
| 542                   | powder, snow, cream                   | 1.51      | 1.51             | 388                        | 1342                   |
| 543                   | hair oil, lotion, shampoo, hair cream | 2.95      | 2.96             | 922                        | 2966                   |
| 545                   | shaving blades, shaving sticks        | 0.78      | 0.78             | 612                        | 2026                   |
| 557                   | washing soap                          | 3.80      | 3.80             | 958                        | 3095                   |
| 562                   | agarbati                              | 1.10      | 1.10             | 782                        | 2542                   |
| 582                   | barber, beautician, etc.              | 1.73      | 1.73             | 628                        | 2046                   |
| 587                   | postage and telegram                  | 0.33      | 0.33             | 243                        | 862                    |
| 590                   | telephone charges                     | 0.99      | 0.99             | 29                         | 155                    |
| 601                   | railway fare                          | 3.14      | 3.14             | 58                         | 193                    |
| 602                   | bus fare                              | 3.37      | 3.39             | 235                        | 809                    |
| 612                   | petrol                                | 7.81      | 7.82             | 186                        | 706                    |

**Table (4): Expenditure in cash/cash and kind on different items of miscellaneous goods and services per person for a period of 30 days**

| <b>Urban</b>       |                                       |           |                  |                           |            |
|--------------------|---------------------------------------|-----------|------------------|---------------------------|------------|
| item code          | item description                      | cash (Rs) | cash & kind (Rs) | hhs reporting expenditure |            |
|                    |                                       |           |                  | no. per 1000              | sample no. |
| (1)                | (2)                                   | (3)       | (4)              | (5)                       | (6)        |
| <b>Maharashtra</b> |                                       |           |                  |                           |            |
| 520                | cinema, theatre                       | 1.53      | 1.53             | 269                       | 1480       |
| 540                | toilet soap                           | 4.73      | 4.73             | 970                       | 5374       |
| 541                | toothbrush, toothpaste, tooth powder  | 3.15      | 3.16             | 822                       | 4641       |
| 542                | powder, snow, cream                   | 1.55      | 1.55             | 336                       | 2019       |
| 543                | hair oil, lotion, shampoo, hair cream | 3.59      | 3.59             | 944                       | 5198       |
| 545                | shaving blades, shaving sticks        | 1.29      | 1.29             | 659                       | 3663       |
| 557                | washing soap                          | 5.49      | 5.50             | 960                       | 5319       |
| 562                | agarbati                              | 1.51      | 1.51             | 712                       | 4025       |
| 582                | barber, beautician, etc.              | 2.63      | 2.64             | 660                       | 3540       |
| 587                | postage and telegram                  | 0.69      | 0.69             | 274                       | 1618       |
| 590                | telephone charges                     | 4.97      | 4.98             | 93                        | 741        |
| 601                | railway fare                          | 7.50      | 7.52             | 288                       | 1703       |
| 602                | bus fare                              | 10.98     | 10.99            | 590                       | 3307       |
| 612                | petrol                                | 7.33      | 7.33             | 119                       | 852        |
| <b>Manipur</b>     |                                       |           |                  |                           |            |
| 520                | cinema, theatre                       | 2.42      | 2.44             | 408                       | 304        |
| 540                | toilet soap                           | 2.81      | 2.85             | 937                       | 670        |
| 541                | toothbrush, toothpaste, tooth powder  | 2.38      | 2.41             | 902                       | 657        |
| 542                | powder, snow, cream                   | 1.47      | 1.47             | 491                       | 315        |
| 543                | hair oil, lotion, shampoo, hair cream | 1.68      | 1.68             | 668                       | 473        |
| 545                | shaving blades, shaving sticks        | 0.48      | 0.48             | 694                       | 486        |
| 557                | washing soap                          | 1.89      | 1.91             | 705                       | 555        |
| 562                | agarbati                              | 0.63      | 0.63             | 406                       | 337        |
| 582                | barber, beautician, etc.              | 0.70      | 0.70             | 460                       | 304        |
| 587                | postage and telegram                  | 0.03      | 0.03             | 17                        | 12         |
| 590                | telephone charges                     | 0.09      | 0.09             | 1                         | 3          |
| 601                | railway fare                          | 0.00      | 0.00             | 0                         | 0          |
| 602                | bus fare                              | 5.19      | 5.23             | 553                       | 461        |
| 612                | petrol                                | 4.56      | 4.56             | 103                       | 68         |
| <b>Meghalaya</b>   |                                       |           |                  |                           |            |
| 520                | cinema, theatre                       | 0.74      | 0.74             | 148                       | 61         |
| 540                | toilet soap                           | 3.47      | 3.47             | 978                       | 466        |
| 541                | toothbrush, toothpaste, tooth powder  | 2.63      | 2.63             | 773                       | 367        |
| 542                | powder, snow, cream                   | 2.55      | 2.55             | 457                       | 207        |
| 543                | hair oil, lotion, shampoo, hair cream | 2.73      | 2.73             | 564                       | 266        |
| 545                | shaving blades, shaving sticks        | 1.02      | 1.02             | 586                       | 293        |
| 557                | washing soap                          | 4.50      | 4.50             | 956                       | 459        |
| 562                | agarbati                              | 1.00      | 1.00             | 283                       | 134        |
| 582                | barber, beautician, etc.              | 1.94      | 1.95             | 634                       | 305        |
| 587                | postage and telegram                  | 0.39      | 0.39             | 175                       | 76         |
| 590                | telephone charges                     | 0.72      | 0.72             | 20                        | 12         |
| 601                | railway fare                          | 0.06      | 0.06             | 8                         | 2          |
| 602                | bus fare                              | 9.61      | 9.62             | 806                       | 382        |
| 612                | petrol                                | 1.27      | 1.27             | 17                        | 17         |

Table (4): Expenditure in cash/cash and kind on different items of miscellaneous goods and services per person for a period of 30 days

| item code       | item description                      | cash (Rs) | cash & kind (Rs) | Urban                      |                        |
|-----------------|---------------------------------------|-----------|------------------|----------------------------|------------------------|
|                 |                                       |           |                  | hhs reporting no. per 1000 | expenditure sample no. |
| (1)             | (2)                                   | (3)       | (4)              | (5)                        | (6)                    |
| <b>Mizoram</b>  |                                       |           |                  |                            |                        |
| 520             | cinema, theatre                       | 0.04      | 0.04             | 7                          | 8                      |
| 540             | toilet soap                           | 4.27      | 4.27             | 913                        | 881                    |
| 541             | toothbrush, toothpaste, tooth powder  | 3.57      | 3.58             | 922                        | 882                    |
| 542             | powder, snow, cream                   | 2.26      | 2.29             | 344                        | 325                    |
| 543             | hair oil, lotion, shampoo, hair cream | 2.58      | 2.58             | 445                        | 428                    |
| 545             | shaving blades, shaving sticks        | 0.62      | 0.62             | 370                        | 355                    |
| 557             | washing soap                          | 5.52      | 5.55             | 895                        | 873                    |
| 562             | agarbati                              | 0.02      | 0.02             | 10                         | 12                     |
| 582             | barber, beautician, etc.              | 0.64      | 0.64             | 112                        | 105                    |
| 587             | postage and telegram                  | 0.20      | 0.21             | 94                         | 119                    |
| 590             | telephone charges                     | 1.01      | 1.01             | 8                          | 23                     |
| 601             | railway fare                          | 0.02      | 0.02             | 1                          | 2                      |
| 602             | bus fare                              | 4.35      | 4.35             | 408                        | 409                    |
| 612             | petrol                                | 1.11      | 1.12             | 16                         | 27                     |
| <b>Nagaland</b> |                                       |           |                  |                            |                        |
| 520             | cinema, theatre                       | 0.52      | 0.52             | 110                        | 29                     |
| 540             | toilet soap                           | 3.63      | 3.63             | 922                        | 225                    |
| 541             | toothbrush, toothpaste, tooth powder  | 3.31      | 3.31             | 935                        | 227                    |
| 542             | powder, snow, cream                   | 3.10      | 3.10             | 608                        | 152                    |
| 543             | hair oil, lotion, shampoo, hair cream | 3.97      | 3.97             | 782                        | 193                    |
| 545             | shaving blades, shaving sticks        | 0.84      | 0.84             | 415                        | 104                    |
| 557             | washing soap                          | 3.31      | 3.31             | 962                        | 228                    |
| 562             | agarbati                              | 0.72      | 0.72             | 285                        | 76                     |
| 582             | barber, beautician, etc.              | 1.09      | 1.09             | 479                        | 110                    |
| 587             | postage and telegram                  | 0.75      | 0.75             | 289                        | 69                     |
| 590             | telephone charges                     | 0.41      | 0.41             | 21                         | 7                      |
| 601             | railway fare                          | 0.55      | 0.55             | 7                          | 2                      |
| 602             | bus fare                              | 7.14      | 7.14             | 379                        | 80                     |
| 612             | petrol                                | 3.75      | 3.75             | 42                         | 13                     |
| <b>Orissa</b>   |                                       |           |                  |                            |                        |
| 520             | cinema, theatre                       | 1.52      | 1.52             | 300                        | 300                    |
| 540             | toilet soap                           | 3.25      | 3.25             | 943                        | 976                    |
| 541             | toothbrush, toothpaste, tooth powder  | 1.94      | 1.94             | 609                        | 628                    |
| 542             | powder, snow, cream                   | 1.41      | 1.41             | 369                        | 386                    |
| 543             | hair oil, lotion, shampoo, hair cream | 3.67      | 3.67             | 955                        | 994                    |
| 545             | shaving blades, shaving sticks        | 0.55      | 0.55             | 469                        | 495                    |
| 557             | washing soap                          | 2.49      | 2.49             | 892                        | 931                    |
| 562             | agarbati                              | 0.97      | 0.97             | 535                        | 581                    |
| 582             | barber, beautician, etc.              | 1.36      | 1.36             | 692                        | 701                    |
| 587             | postage and telegram                  | 0.56      | 0.56             | 381                        | 394                    |
| 590             | telephone charges                     | 0.32      | 0.32             | 18                         | 34                     |
| 601             | railway fare                          | 0.73      | 0.73             | 17                         | 23                     |
| 602             | bus fare                              | 5.24      | 5.24             | 393                        | 397                    |
| 612             | petrol                                | 5.81      | 5.81             | 143                        | 175                    |

Table (4): Expenditure in cash/cash and kind on different items of miscellaneous goods and services per person for a period of 30 days

| Urban            |                                       |           |                  |                           |            |
|------------------|---------------------------------------|-----------|------------------|---------------------------|------------|
| item code        | item description                      | cash (Rs) | cash & kind (Rs) | hhs reporting expenditure |            |
|                  |                                       |           |                  | no. per 1000              | sample no. |
| (1)              | (2)                                   | (3)       | (4)              | (5)                       | (6)        |
| <b>Punjab</b>    |                                       |           |                  |                           |            |
| 520              | cinema, theatre                       | 0.46      | 0.46             | 91                        | 156        |
| 540              | toilet soap                           | 5.23      | 5.23             | 980                       | 1905       |
| 541              | toothbrush, toothpaste, tooth powder  | 2.94      | 2.94             | 850                       | 1698       |
| 542              | powder, snow, cream                   | 1.64      | 1.64             | 315                       | 669        |
| 543              | hair oil, lotion, shampoo, hair cream | 2.82      | 2.82             | 907                       | 1775       |
| 545              | shaving blades, shaving sticks        | 0.54      | 0.54             | 314                       | 681        |
| 557              | washing soap                          | 6.78      | 6.78             | 951                       | 1855       |
| 562              | agarbati                              | 0.73      | 0.73             | 464                       | 942        |
| 582              | barber, beautician, etc.              | 1.74      | 1.74             | 513                       | 947        |
| 587              | postage and telegram                  | 0.42      | 0.42             | 277                       | 571        |
| 590              | telephone charges                     | 2.50      | 2.50             | 74                        | 220        |
| 601              | railway fare                          | 1.26      | 1.26             | 29                        | 61         |
| 602              | bus fare                              | 6.19      | 6.20             | 353                       | 737        |
| 612              | petrol                                | 13.24     | 13.24            | 207                       | 535        |
| <b>Rajasthan</b> |                                       |           |                  |                           |            |
| 520              | cinema, theatre                       | 0.85      | 0.85             | 136                       | 252        |
| 540              | toilet soap                           | 3.81      | 3.82             | 888                       | 1630       |
| 541              | toothbrush, toothpaste, tooth powder  | 2.19      | 2.20             | 666                       | 1235       |
| 542              | powder, snow, cream                   | 0.96      | 0.96             | 223                       | 408        |
| 543              | hair oil, lotion, shampoo, hair cream | 2.21      | 2.21             | 750                       | 1333       |
| 545              | shaving blades, shaving sticks        | 0.82      | 0.82             | 643                       | 1168       |
| 557              | washing soap                          | 5.10      | 5.10             | 949                       | 1718       |
| 562              | agarbati                              | 1.06      | 1.06             | 719                       | 1295       |
| 582              | barber, beautician, etc.              | 1.81      | 1.82             | 600                       | 1063       |
| 587              | postage and telegram                  | 0.42      | 0.42             | 287                       | 539        |
| 590              | telephone charges                     | 0.76      | 0.76             | 32                        | 76         |
| 601              | railway fare                          | 1.32      | 1.32             | 28                        | 60         |
| 602              | bus fare                              | 5.62      | 5.62             | 301                       | 558        |
| 612              | petrol                                | 8.07      | 8.07             | 149                       | 307        |
| <b>Sikkim</b>    |                                       |           |                  |                           |            |
| 520              | cinema, theatre                       | 1.69      | 1.69             | 251                       | 40         |
| 540              | toilet soap                           | 3.15      | 3.15             | 987                       | 156        |
| 541              | toothbrush, toothpaste, tooth powder  | 4.00      | 4.01             | 903                       | 143        |
| 542              | powder, snow, cream                   | 1.53      | 1.53             | 300                       | 50         |
| 543              | hair oil, lotion, shampoo, hair cream | 3.41      | 3.49             | 703                       | 110        |
| 545              | shaving blades, shaving sticks        | 1.07      | 1.07             | 574                       | 98         |
| 557              | washing soap                          | 3.60      | 3.60             | 814                       | 137        |
| 562              | agarbati                              | 1.69      | 1.69             | 618                       | 109        |
| 582              | barber, beautician, etc.              | 3.06      | 3.06             | 859                       | 135        |
| 587              | postage and telegram                  | 0.56      | 0.56             | 403                       | 87         |
| 590              | telephone charges                     | 1.29      | 1.29             | 25                        | 6          |
| 601              | railway fare                          | 0.00      | 0.00             | 0                         | 0          |
| 602              | bus fare                              | 6.58      | 6.58             | 193                       | 35         |
| 612              | petrol                                | 0.09      | 0.09             | 1                         | 1          |

**Table (4): Expenditure in cash/cash and kind on different items of miscellaneous goods and services per person for a period of 30 days**

| item code            | item description                      | cash (Rs) | cash & kind (Rs) | Urban                      |                        |
|----------------------|---------------------------------------|-----------|------------------|----------------------------|------------------------|
|                      |                                       |           |                  | hhs reporting no. per 1000 | expenditure sample no. |
| (1)                  | (2)                                   | (3)       | (4)              | (5)                        | (6)                    |
| <b>Tamil Nadu</b>    |                                       |           |                  |                            |                        |
| 520                  | cinema, theatre                       | 2.72      | 2.72             | 499                        | 2024                   |
| 540                  | toilet soap                           | 3.99      | 3.99             | 942                        | 3866                   |
| 541                  | toothbrush, toothpaste, tooth powder  | 2.30      | 2.30             | 784                        | 3283                   |
| 542                  | powder, snow, cream                   | 1.05      | 1.05             | 238                        | 975                    |
| 543                  | hair oil, lotion, shampoo, hair cream | 3.59      | 3.59             | 949                        | 3912                   |
| 545                  | shaving blades, shaving sticks        | 0.74      | 0.74             | 517                        | 2169                   |
| 557                  | washing soap                          | 4.13      | 4.13             | 910                        | 3661                   |
| 562                  | agarbati                              | 0.77      | 0.77             | 586                        | 2552                   |
| 582                  | barber, beautician, etc.              | 1.91      | 1.91             | 605                        | 2617                   |
| 587                  | postage and telegram                  | 0.54      | 0.54             | 277                        | 1227                   |
| 590                  | telephone charges                     | 1.03      | 1.03             | 33                         | 204                    |
| 601                  | railway fare                          | 1.58      | 1.58             | 36                         | 158                    |
| 602                  | bus fare                              | 10.98     | 11.02            | 751                        | 3007                   |
| 612                  | petrol                                | 4.24      | 4.24             | 88                         | 418                    |
| <b>Tripura</b>       |                                       |           |                  |                            |                        |
| 520                  | cinema, theatre                       | 1.10      | 1.10             | 220                        | 116                    |
| 540                  | toilet soap                           | 3.04      | 3.04             | 931                        | 526                    |
| 541                  | toothbrush, toothpaste, tooth powder  | 2.47      | 2.47             | 669                        | 393                    |
| 542                  | powder, snow, cream                   | 2.12      | 2.12             | 357                        | 212                    |
| 543                  | hair oil, lotion, shampoo, hair cream | 4.24      | 4.24             | 929                        | 516                    |
| 545                  | shaving blades, shaving sticks        | 0.50      | 0.50             | 370                        | 236                    |
| 557                  | washing soap                          | 2.77      | 2.77             | 897                        | 495                    |
| 562                  | agarbati                              | 1.59      | 1.59             | 793                        | 432                    |
| 582                  | barber, beautician, etc.              | 2.68      | 2.68             | 831                        | 462                    |
| 587                  | postage and telegram                  | 0.50      | 0.50             | 323                        | 183                    |
| 590                  | telephone charges                     | 0.08      | 0.08             | 5                          | 5                      |
| 601                  | railway fare                          | 0.00      | 0.00             | 0                          | 0                      |
| 602                  | bus fare                              | 6.04      | 6.04             | 454                        | 249                    |
| 612                  | petrol                                | 1.61      | 1.78             | 47                         | 30                     |
| <b>Uttar Pradesh</b> |                                       |           |                  |                            |                        |
| 520                  | cinema, theatre                       | 0.43      | 0.43             | 99                         | 531                    |
| 540                  | toilet soap                           | 3.31      | 3.31             | 945                        | 4268                   |
| 541                  | toothbrush, toothpaste, tooth powder  | 2.25      | 2.25             | 761                        | 3569                   |
| 542                  | powder, snow, cream                   | 1.21      | 1.21             | 331                        | 1684                   |
| 543                  | hair oil, lotion, shampoo, hair cream | 2.44      | 2.44             | 823                        | 3728                   |
| 545                  | shaving blades, shaving sticks        | 0.61      | 0.61             | 479                        | 2179                   |
| 557                  | washing soap                          | 3.66      | 3.66             | 945                        | 4246                   |
| 562                  | agarbati                              | 0.65      | 0.65             | 511                        | 2370                   |
| 582                  | barber, beautician, etc.              | 1.78      | 1.78             | 735                        | 3263                   |
| 587                  | postage and telegram                  | 0.37      | 0.37             | 265                        | 1252                   |
| 590                  | telephone charges                     | 1.07      | 1.07             | 31                         | 161                    |
| 601                  | railway fare                          | 1.12      | 1.12             | 39                         | 214                    |
| 602                  | bus fare                              | 3.31      | 3.31             | 303                        | 1360                   |
| 612                  | petrol                                | 6.16      | 6.16             | 124                        | 658                    |

**Table (4): Expenditure in cash/cash and kind on different items of miscellaneous goods and services per person for a period of 30 days**

| Urban                            |                                       |           |                  |                            |                        |
|----------------------------------|---------------------------------------|-----------|------------------|----------------------------|------------------------|
| item code                        | item description                      | cash (Rs) | cash & kind (Rs) | hhs reporting no. per 1000 | expenditure sample no. |
| (1)                              | (2)                                   | (3)       | (4)              | (5)                        | (6)                    |
| <b>West Bengal</b>               |                                       |           |                  |                            |                        |
| 520                              | cinema, theatre                       | 1.48      | 1.49             | 355                        | 1137                   |
| 540                              | toilet soap                           | 3.46      | 3.47             | 967                        | 3225                   |
| 541                              | toothbrush, toothpaste, tooth powder  | 2.69      | 2.69             | 818                        | 2737                   |
| 542                              | powder, snow, cream                   | 1.45      | 1.45             | 280                        | 988                    |
| 543                              | hair oil, lotion, shampoo, hair cream | 4.07      | 4.07             | 946                        | 3161                   |
| 545                              | shaving blades, shaving sticks        | 0.58      | 0.58             | 452                        | 1537                   |
| 557                              | washing soap                          | 2.39      | 2.39             | 789                        | 2586                   |
| 562                              | agarbati                              | 1.13      | 1.13             | 735                        | 2437                   |
| 582                              | barber, beautician, etc.              | 1.86      | 1.86             | 788                        | 2613                   |
| 587                              | postage and telegram                  | 0.42      | 0.42             | 328                        | 1115                   |
| 590                              | telephone charges                     | 1.57      | 1.57             | 33                         | 134                    |
| 601                              | railway fare                          | 4.51      | 4.51             | 220                        | 715                    |
| 602                              | bus fare                              | 7.38      | 7.38             | 640                        | 2173                   |
| 612                              | petrol                                | 1.86      | 1.86             | 37                         | 159                    |
| <b>Andaman &amp; Nicobar Is.</b> |                                       |           |                  |                            |                        |
| 520                              | cinema, theatre                       | 2.51      | 2.51             | 394                        | 143                    |
| 540                              | toilet soap                           | 5.98      | 5.98             | 981                        | 394                    |
| 541                              | toothbrush, toothpaste, tooth powder  | 4.12      | 4.12             | 863                        | 359                    |
| 542                              | powder, snow, cream                   | 3.59      | 3.59             | 478                        | 206                    |
| 543                              | hair oil, lotion, shampoo, hair cream | 4.87      | 4.87             | 851                        | 347                    |
| 545                              | shaving blades, shaving sticks        | 1.03      | 1.03             | 615                        | 254                    |
| 557                              | washing soap                          | 6.21      | 6.21             | 956                        | 382                    |
| 562                              | agarbati                              | 2.27      | 2.27             | 601                        | 246                    |
| 582                              | barber, beautician, etc.              | 3.20      | 3.20             | 691                        | 282                    |
| 587                              | postage and telegram                  | 1.27      | 1.27             | 605                        | 249                    |
| 590                              | telephone charges                     | 2.01      | 2.01             | 67                         | 34                     |
| 601                              | railway fare                          | 4.63      | 4.63             | 39                         | 14                     |
| 602                              | bus fare                              | 11.45     | 11.45            | 835                        | 323                    |
| 612                              | petrol                                | 12.41     | 12.41            | 161                        | 78                     |
| <b>Chandigarh</b>                |                                       |           |                  |                            |                        |
| 520                              | cinema, theatre                       | 1.79      | 1.79             | 263                        | 40                     |
| 540                              | toilet soap                           | 5.57      | 5.57             | 968                        | 144                    |
| 541                              | toothbrush, toothpaste, tooth powder  | 4.61      | 4.61             | 894                        | 133                    |
| 542                              | powder, snow, cream                   | 2.16      | 2.16             | 217                        | 29                     |
| 543                              | hair oil, lotion, shampoo, hair cream | 4.55      | 4.55             | 816                        | 120                    |
| 545                              | shaving blades, shaving sticks        | 0.89      | 0.89             | 412                        | 60                     |
| 557                              | washing soap                          | 5.96      | 5.96             | 874                        | 131                    |
| 562                              | agarbati                              | 0.79      | 0.79             | 335                        | 50                     |
| 582                              | barber, beautician, etc.              | 2.80      | 2.80             | 621                        | 88                     |
| 587                              | postage and telegram                  | 1.01      | 1.01             | 417                        | 63                     |
| 590                              | telephone charges                     | 4.49      | 4.49             | 158                        | 22                     |
| 601                              | railway fare                          | 1.92      | 1.92             | 34                         | 6                      |
| 602                              | bus fare                              | 15.36     | 15.36            | 409                        | 68                     |
| 612                              | petrol                                | 26.49     | 26.49            | 353                        | 51                     |



**Table (4): Expenditure in cash/cash and kind on different items of miscellaneous goods and services per person for a period of 30 days**

| item code                       | item description                      | cash (Rs) | cash & kind (Rs) | Urban                      |                        |
|---------------------------------|---------------------------------------|-----------|------------------|----------------------------|------------------------|
|                                 |                                       |           |                  | hhs reporting no. per 1000 | expenditure sample no. |
| (1)                             | (2)                                   | (3)       | (4)              | (5)                        | (6)                    |
| <b>Dadra &amp; Nagar Haveli</b> |                                       |           |                  |                            |                        |
| 520                             | cinema, theatre                       | 0.92      | 0.92             | 216                        | 17                     |
| 540                             | toilet soap                           | 2.86      | 2.86             | 809                        | 62                     |
| 541                             | toothbrush, toothpaste, tooth powder  | 2.62      | 2.62             | 529                        | 40                     |
| 542                             | powder, snow, cream                   | 0.49      | 0.49             | 135                        | 12                     |
| 543                             | hair oil, lotion, shampoo, hair cream | 2.12      | 2.12             | 619                        | 49                     |
| 545                             | shaving blades, shaving sticks        | 0.48      | 0.48             | 501                        | 43                     |
| 557                             | washing soap                          | 3.91      | 3.91             | 948                        | 76                     |
| 562                             | agarbati                              | 0.63      | 0.63             | 287                        | 27                     |
| 582                             | barber, beautician, etc.              | 2.50      | 2.50             | 744                        | 54                     |
| 587                             | postage and telegram                  | 0.44      | 0.44             | 295                        | 23                     |
| 590                             | telephone charges                     | 1.70      | 1.70             | 61                         | 4                      |
| 601                             | railway fare                          | 2.46      | 2.46             | 59                         | 4                      |
| 602                             | bus fare                              | 5.52      | 5.52             | 466                        | 34                     |
| 612                             | petrol                                | 8.10      | 8.10             | 205                        | 16                     |
| <b>Daman &amp; Diu</b>          |                                       |           |                  |                            |                        |
| 520                             | cinema, theatre                       | 0.92      | 0.92             | 206                        | 14                     |
| 540                             | toilet soap                           | 4.28      | 4.28             | 958                        | 76                     |
| 541                             | toothbrush, toothpaste, tooth powder  | 3.01      | 3.01             | 794                        | 62                     |
| 542                             | powder, snow, cream                   | 0.47      | 0.47             | 80                         | 8                      |
| 543                             | hair oil, lotion, shampoo, hair cream | 3.00      | 3.00             | 880                        | 66                     |
| 545                             | shaving blades, shaving sticks        | 0.58      | 0.58             | 628                        | 40                     |
| 557                             | washing soap                          | 4.30      | 4.30             | 955                        | 77                     |
| 562                             | agarbati                              | 1.34      | 1.34             | 650                        | 47                     |
| 582                             | barber, beautician, etc.              | 1.61      | 1.61             | 531                        | 48                     |
| 587                             | postage and telegram                  | 0.78      | 0.78             | 443                        | 31                     |
| 590                             | telephone charges                     | 0.00      | 0.00             | 0                          | 0                      |
| 601                             | railway fare                          | 1.78      | 1.78             | 40                         | 4                      |
| 602                             | bus fare                              | 6.26      | 6.26             | 585                        | 41                     |
| 612                             | petrol                                | 9.67      | 9.67             | 234                        | 24                     |
| <b>Delhi</b>                    |                                       |           |                  |                            |                        |
| 520                             | cinema, theatre                       | 1.61      | 1.61             | 131                        | 123                    |
| 540                             | toilet soap                           | 5.97      | 5.97             | 978                        | 958                    |
| 541                             | toothbrush, toothpaste, tooth powder  | 3.87      | 3.87             | 917                        | 881                    |
| 542                             | powder, snow, cream                   | 2.65      | 2.65             | 426                        | 444                    |
| 543                             | hair oil, lotion, shampoo, hair cream | 3.24      | 3.35             | 662                        | 628                    |
| 545                             | shaving blades, shaving sticks        | 1.53      | 1.53             | 599                        | 646                    |
| 557                             | washing soap                          | 6.24      | 6.24             | 901                        | 880                    |
| 562                             | agarbati                              | 1.18      | 1.18             | 460                        | 441                    |
| 582                             | barber, beautician, etc.              | 3.43      | 3.44             | 664                        | 644                    |
| 587                             | postage and telegram                  | 0.94      | 0.94             | 320                        | 303                    |
| 590                             | telephone charges                     | 9.81      | 9.81             | 224                        | 269                    |
| 601                             | railway fare                          | 1.63      | 1.63             | 30                         | 24                     |
| 602                             | bus fare                              | 17.68     | 17.68            | 698                        | 706                    |
| 612                             | petrol                                | 32.56     | 32.56            | 257                        | 340                    |

**Table (4): Expenditure in cash/cash and kind on different items of miscellaneous goods and services per person for a period of 30 days**

| item code          | item description                      | cash (Rs) | cash & kind (Rs) | Urban                      |                        |
|--------------------|---------------------------------------|-----------|------------------|----------------------------|------------------------|
|                    |                                       |           |                  | hhs reporting no. per 1000 | expenditure sample no. |
| (1)                | (2)                                   | (3)       | (4)              | (5)                        | (6)                    |
| <b>Lakshadweep</b> |                                       |           |                  |                            |                        |
| 520                | cinema, theatre                       | 0.00      | 0.00             | 0                          | 0                      |
| 540                | toilet soap                           | 5.19      | 5.19             | 991                        | 238                    |
| 541                | toothbrush, toothpaste, tooth powder  | 3.05      | 3.05             | 783                        | 195                    |
| 542                | powder, snow, cream                   | 1.69      | 1.69             | 326                        | 88                     |
| 543                | hair oil, lotion, shampoo, hair cream | 2.79      | 2.79             | 649                        | 161                    |
| 545                | shaving blades, shaving sticks        | 1.08      | 1.08             | 588                        | 142                    |
| 557                | washing soap                          | 3.68      | 3.68             | 835                        | 198                    |
| 562                | agarbati                              | 0.43      | 0.43             | 199                        | 55                     |
| 582                | barber, beautician, etc.              | 1.08      | 1.08             | 468                        | 113                    |
| 587                | postage and telegram                  | 0.85      | 0.85             | 372                        | 86                     |
| 590                | telephone charges                     | 2.33      | 2.33             | 126                        | 40                     |
| 601                | railway fare                          | 0.11      | 0.11             | 5                          | 3                      |
| 602                | bus fare                              | 0.01      | 0.01             | 5                          | 3                      |
| 612                | petrol                                | 3.34      | 3.34             | 91                         | 26                     |
| <b>Pondicherry</b> |                                       |           |                  |                            |                        |
| 520                | cinema, theatre                       | 3.44      | 3.44             | 606                        | 189                    |
| 540                | toilet soap                           | 3.23      | 3.23             | 923                        | 303                    |
| 541                | toothbrush, toothpaste, tooth powder  | 2.10      | 2.10             | 678                        | 225                    |
| 542                | powder, snow, cream                   | 2.19      | 2.19             | 453                        | 151                    |
| 543                | hair oil, lotion, shampoo, hair cream | 3.28      | 3.28             | 834                        | 273                    |
| 545                | shaving blades, shaving sticks        | 0.89      | 0.95             | 584                        | 191                    |
| 557                | washing soap                          | 4.20      | 4.20             | 849                        | 280                    |
| 562                | agarbati                              | 0.95      | 0.95             | 520                        | 171                    |
| 582                | barber, beautician, etc.              | 1.64      | 1.64             | 611                        | 214                    |
| 587                | postage and telegram                  | 0.39      | 0.39             | 202                        | 64                     |
| 590                | telephone charges                     | 1.16      | 1.16             | 27                         | 15                     |
| 601                | railway fare                          | 0.01      | 0.01             | 0                          | 2                      |
| 602                | bus fare                              | 7.30      | 7.30             | 525                        | 161                    |
| 612                | petrol                                | 5.26      | 5.26             | 128                        | 48                     |

**Table (5): Expenditure in cash/cash and kind on different items of educational and medical goods and services per person for a period of 30 days**

| <b>Rural</b>             |                               |           |                  |                            |                        |
|--------------------------|-------------------------------|-----------|------------------|----------------------------|------------------------|
| item code                | item description              | cash (Rs) | cash & kind (Rs) | hhs reporting no. per 1000 | expenditure sample no. |
| (1)                      | (2)                           | (3)       | (4)              | (5)                        | (6)                    |
| <b>Andhra Pradesh</b>    |                               |           |                  |                            |                        |
| 650                      | books, journals               | 0.61      | 0.62             | 53                         | 325                    |
| 651                      | newspapers, periodicals       | 0.12      | 0.12             | 14                         | 136                    |
| 654                      | tuition fees (school/college) | 0.66      | 0.66             | 44                         | 276                    |
| 660                      | medicine (non-institutional)  | 12.47     | 12.47            | 547                        | 2729                   |
| 663                      | doctor's fees                 | 2.44      | 2.46             | 382                        | 1889                   |
| 670                      | medicine (institutional)      | 2.27      | 2.27             | 20                         | 102                    |
| <b>Arunachal Pradesh</b> |                               |           |                  |                            |                        |
| 650                      | books, journals               | 0.13      | 0.13             | 11                         | 16                     |
| 651                      | newspapers, periodicals       | 0.03      | 0.03             | 8                          | 3                      |
| 654                      | tuition fees (school/college) | 0.01      | 0.01             | 1                          | 2                      |
| 660                      | medicine (non-institutional)  | 0.54      | 0.56             | 47                         | 68                     |
| 663                      | doctor's fees                 | 0.00      | 0.00             | 0                          | 0                      |
| 670                      | medicine (institutional)      | 0.32      | 0.38             | 28                         | 39                     |
| <b>Assam</b>             |                               |           |                  |                            |                        |
| 650                      | books, journals               | 0.54      | 0.54             | 79                         | 274                    |
| 651                      | newspapers, periodicals       | 0.15      | 0.17             | 41                         | 197                    |
| 654                      | tuition fees (school/college) | 0.06      | 0.06             | 10                         | 41                     |
| 660                      | medicine (non-institutional)  | 3.49      | 3.49             | 497                        | 1656                   |
| 663                      | doctor's fees                 | 0.27      | 0.27             | 60                         | 216                    |
| 670                      | medicine (institutional)      | 0.36      | 0.36             | 26                         | 81                     |
| <b>Bihar</b>             |                               |           |                  |                            |                        |
| 650                      | books, journals               | 0.70      | 0.70             | 58                         | 463                    |
| 651                      | newspapers, periodicals       | 0.08      | 0.08             | 17                         | 177                    |
| 654                      | tuition fees (school/college) | 0.47      | 0.47             | 41                         | 349                    |
| 660                      | medicine (non-institutional)  | 7.48      | 7.50             | 443                        | 3135                   |
| 663                      | doctor's fees                 | 0.49      | 0.49             | 94                         | 679                    |
| 670                      | medicine (institutional)      | 0.25      | 0.26             | 7                          | 45                     |
| <b>Goa</b>               |                               |           |                  |                            |                        |
| 650                      | books, journals               | 1.61      | 1.61             | 114                        | 18                     |
| 651                      | newspapers, periodicals       | 1.23      | 1.23             | 126                        | 23                     |
| 654                      | tuition fees (school/college) | 2.68      | 2.68             | 69                         | 11                     |
| 660                      | medicine (non-institutional)  | 10.3      | 10.3             | 411                        | 63                     |
| 663                      | doctor's fees                 | 2.30      | 2.30             | 261                        | 41                     |
| 670                      | medicine (institutional)      | 3.83      | 3.83             | 24                         | 4                      |
| <b>Gujarat</b>           |                               |           |                  |                            |                        |
| 650                      | books, journals               | 0.41      | 0.41             | 84                         | 207                    |
| 651                      | newspapers, periodicals       | 0.17      | 0.17             | 26                         | 97                     |
| 654                      | tuition fees (school/college) | 0.31      | 0.31             | 29                         | 52                     |
| 660                      | medicine (non-institutional)  | 7.30      | 7.31             | 412                        | 900                    |
| 663                      | doctor's fees                 | 1.07      | 1.07             | 191                        | 481                    |
| 670                      | medicine (institutional)      | 1.31      | 1.31             | 22                         | 50                     |

**Table (5): Expenditure in cash/cash and kind on different items of educational and medical goods and services per person for a period of 30 days**

| item code                  | item description              | cash (Rs) | cash & kind (Rs) | Rural                      |                        |
|----------------------------|-------------------------------|-----------|------------------|----------------------------|------------------------|
|                            |                               |           |                  | hhs reporting no. per 1000 | expenditure sample no. |
| (1)                        | (2)                           | (3)       | (4)              | (5)                        | (6)                    |
| <b>Haryana</b>             |                               |           |                  |                            |                        |
| 650                        | books, journals               | 2.77      | 2.77             | 157                        | 170                    |
| 651                        | newspapers, periodicals       | 0.04      | 0.04             | 8                          | 11                     |
| 654                        | tuition fees (school/college) | 3.49      | 3.49             | 378                        | 420                    |
| 660                        | medicine (non-institutional)  | 17.79     | 17.79            | 605                        | 638                    |
| 663                        | doctor's fees                 | 0.86      | 0.86             | 129                        | 142                    |
| 670                        | medicine (institutional)      | 0.96      | 0.96             | 11                         | 13                     |
| <b>Himachal Pradesh</b>    |                               |           |                  |                            |                        |
| 650                        | books, journals               | 2.15      | 2.15             | 117                        | 216                    |
| 651                        | newspapers, periodicals       | 0.21      | 0.21             | 26                         | 43                     |
| 654                        | tuition fees (school/college) | 2.08      | 2.08             | 469                        | 901                    |
| 660                        | medicine (non-institutional)  | 13.16     | 13.16            | 554                        | 1076                   |
| 663                        | doctor's fees                 | 0.18      | 0.18             | 10                         | 17                     |
| 670                        | medicine (institutional)      | 5.05      | 5.05             | 19                         | 34                     |
| <b>Jammu &amp; Kashmir</b> |                               |           |                  |                            |                        |
| 650                        | books, journals               | 2.21      | 2.21             | 84                         | 76                     |
| 651                        | newspapers, periodicals       | 0.09      | 0.09             | 22                         | 25                     |
| 654                        | tuition fees (school/college) | 3.15      | 3.15             | 255                        | 207                    |
| 660                        | medicine (non-institutional)  | 14.60     | 14.60            | 650                        | 520                    |
| 663                        | doctor's fees                 | 0.27      | 0.27             | 42                         | 42                     |
| 670                        | medicine (institutional)      | 0.66      | 0.66             | 19                         | 20                     |
| <b>Karnataka</b>           |                               |           |                  |                            |                        |
| 650                        | books, journals               | 0.69      | 0.71             | 83                         | 279                    |
| 651                        | newspapers, periodicals       | 0.18      | 0.18             | 27                         | 119                    |
| 654                        | tuition fees (school/college) | 0.49      | 0.49             | 39                         | 130                    |
| 660                        | medicine (non-institutional)  | 7.77      | 7.78             | 484                        | 1325                   |
| 663                        | doctor's fees                 | 1.72      | 1.72             | 320                        | 861                    |
| 670                        | medicine (institutional)      | 1.75      | 1.87             | 45                         | 123                    |
| <b>Kerala</b>              |                               |           |                  |                            |                        |
| 650                        | books, journals               | 1.29      | 1.34             | 131                        | 384                    |
| 651                        | newspapers, periodicals       | 2.37      | 2.38             | 225                        | 742                    |
| 654                        | tuition fees (school/college) | 1.57      | 1.57             | 98                         | 301                    |
| 660                        | medicine (non-institutional)  | 14.52     | 14.53            | 612                        | 1545                   |
| 663                        | doctor's fees                 | 0.86      | 0.86             | 142                        | 399                    |
| 670                        | medicine (institutional)      | 2.52      | 2.52             | 45                         | 111                    |
| <b>Madhya Pradesh</b>      |                               |           |                  |                            |                        |
| 650                        | books, journals               | 0.77      | 0.77             | 66                         | 404                    |
| 651                        | newspapers, periodicals       | 0.02      | 0.02             | 4                          | 35                     |
| 654                        | tuition fees (school/college) | 0.44      | 0.44             | 58                         | 362                    |
| 660                        | medicine (non-institutional)  | 10.93     | 10.96            | 456                        | 2517                   |
| 663                        | doctor's fees                 | 0.81      | 0.81             | 119                        | 664                    |
| 670                        | medicine (institutional)      | 1.00      | 1.00             | 21                         | 115                    |

**Table (5): Expenditure in cash/cash and kind on different items of educational and medical goods and services per person for a period of 30 days**

| item code          | item description              | cash (Rs) | cash & kind (Rs) | Rural                      |                        |
|--------------------|-------------------------------|-----------|------------------|----------------------------|------------------------|
|                    |                               |           |                  | hhs reporting no. per 1000 | expenditure sample no. |
| (1)                | (2)                           | (3)       | (4)              | (5)                        | (6)                    |
| <b>Maharashtra</b> |                               |           |                  |                            |                        |
| 650                | books, journals               | 0.97      | 1.01             | 61                         | 288                    |
| 651                | newspapers, periodicals       | 0.16      | 0.16             | 24                         | 166                    |
| 654                | tuition fees (school/college) | 0.29      | 0.29             | 34                         | 166                    |
| 660                | medicine (non-institutional)  | 9.83      | 9.83             | 492                        | 2319                   |
| 663                | doctor's fees                 | 2.52      | 2.53             | 380                        | 1777                   |
| 670                | medicine (institutional)      | 2.00      | 2.00             | 28                         | 130                    |
| <b>Manipur</b>     |                               |           |                  |                            |                        |
| 650                | books, journals               | 3.23      | 3.61             | 168                        | 159                    |
| 651                | newspapers, periodicals       | 0.30      | 0.30             | 60                         | 71                     |
| 654                | tuition fees (school/college) | 2.53      | 2.53             | 206                        | 214                    |
| 660                | medicine (non-institutional)  | 2.36      | 2.37             | 204                        | 197                    |
| 663                | doctor's fees                 | 0.29      | 0.29             | 42                         | 42                     |
| 670                | medicine (institutional)      | 0.41      | 0.44             | 48                         | 45                     |
| <b>Meghalaya</b>   |                               |           |                  |                            |                        |
| 650                | books, journals               | 2.13      | 2.13             | 83                         | 90                     |
| 651                | newspapers, periodicals       | 0.16      | 0.16             | 32                         | 43                     |
| 654                | tuition fees (school/college) | 0.77      | 0.77             | 60                         | 76                     |
| 660                | medicine (non-institutional)  | 2.72      | 2.72             | 259                        | 305                    |
| 663                | doctor's fees                 | 0.45      | 0.45             | 103                        | 130                    |
| 670                | medicine (institutional)      | 0.35      | 0.35             | 30                         | 38                     |
| <b>Mizoram</b>     |                               |           |                  |                            |                        |
| 650                | books, journals               | 3.27      | 3.27             | 225                        | 104                    |
| 651                | newspapers, periodicals       | 0.57      | 0.57             | 156                        | 80                     |
| 654                | tuition fees (school/college) | 0.61      | 0.61             | 60                         | 26                     |
| 660                | medicine (non-institutional)  | 7.02      | 7.02             | 752                        | 347                    |
| 663                | doctor's fees                 | 0.02      | 0.02             | 2                          | 1                      |
| 670                | medicine (institutional)      | 0.08      | 0.08             | 13                         | 6                      |
| <b>Nagaland</b>    |                               |           |                  |                            |                        |
| 650                | books, journals               | 2.03      | 2.03             | 71                         | 37                     |
| 651                | newspapers, periodicals       | 0.68      | 0.68             | 81                         | 51                     |
| 654                | tuition fees (school/college) | 8.49      | 8.49             | 357                        | 165                    |
| 660                | medicine (non-institutional)  | 2.32      | 2.32             | 253                        | 131                    |
| 663                | doctor's fees                 | 0.04      | 0.04             | 8                          | 4                      |
| 670                | medicine (institutional)      | 1.21      | 1.21             | 178                        | 73                     |
| <b>Orissa</b>      |                               |           |                  |                            |                        |
| 650                | books, journals               | 1.28      | 1.28             | 109                        | 409                    |
| 651                | newspapers, periodicals       | 0.05      | 0.05             | 7                          | 43                     |
| 654                | tuition fees (school/college) | 0.29      | 0.29             | 27                         | 132                    |
| 660                | medicine (non-institutional)  | 6.01      | 6.01             | 348                        | 1251                   |
| 663                | doctor's fees                 | 0.28      | 0.28             | 51                         | 186                    |
| 670                | medicine (institutional)      | 3.28      | 3.28             | 130                        | 476                    |

**Table (5): Expenditure in cash/cash and kind on different items of educational and medical goods and services per person for a period of 30 days**

|                      |                               | Rural     |                  |                            |                        |
|----------------------|-------------------------------|-----------|------------------|----------------------------|------------------------|
| item code            | item description              | cash (Rs) | cash & kind (Rs) | hhs reporting no. per 1000 | expenditure sample no. |
| (1)                  | (2)                           | (3)       | (4)              | (5)                        | (6)                    |
| <b>Punjab</b>        |                               |           |                  |                            |                        |
| 650                  | books, journals               | 1.67      | 1.67             | 97                         | 196                    |
| 651                  | newspapers, periodicals       | 0.12      | 0.12             | 13                         | 47                     |
| 654                  | tuition fees (school/college) | 3.67      | 3.69             | 488                        | 1063                   |
| 660                  | medicine (non-institutional)  | 22.62     | 22.65            | 810                        | 1658                   |
| 663                  | doctor's fees                 | 1.08      | 1.08             | 118                        | 253                    |
| 670                  | medicine (institutional)      | 2.85      | 2.85             | 10                         | 24                     |
| <b>Rajasthan</b>     |                               |           |                  |                            |                        |
| 650                  | books, journals               | 0.81      | 0.81             | 56                         | 194                    |
| 651                  | newspapers, periodicals       | 0.05      | 0.05             | 8                          | 29                     |
| 654                  | tuition fees (school/college) | 0.56      | 0.56             | 55                         | 199                    |
| 660                  | medicine (non-institutional)  | 11.19     | 11.28            | 423                        | 1321                   |
| 663                  | doctor's fees                 | 0.45      | 0.45             | 40                         | 129                    |
| 670                  | medicine (institutional)      | 1.05      | 1.05             | 16                         | 50                     |
| <b>Sikkim</b>        |                               |           |                  |                            |                        |
| 650                  | books, journals               | 0.38      | 0.38             | 65                         | 30                     |
| 651                  | newspapers, periodicals       | 0.16      | 0.16             | 34                         | 22                     |
| 654                  | tuition fees (school/college) | 1.26      | 1.26             | 34                         | 23                     |
| 660                  | medicine (non-institutional)  | 2.90      | 2.90             | 241                        | 122                    |
| 663                  | doctor's fees                 | 0.05      | 0.05             | 6                          | 2                      |
| 670                  | medicine (institutional)      | 0.03      | 0.03             | 0                          | 1                      |
| <b>Tamil Nadu</b>    |                               |           |                  |                            |                        |
| 650                  | books, journals               | 0.85      | 0.85             | 58                         | 244                    |
| 651                  | newspapers, periodicals       | 0.32      | 0.32             | 25                         | 129                    |
| 654                  | tuition fees (school/college) | 1.14      | 1.14             | 46                         | 214                    |
| 660                  | medicine (non-institutional)  | 8.61      | 8.63             | 462                        | 1875                   |
| 663                  | doctor's fees                 | 2.38      | 2.38             | 344                        | 1430                   |
| 670                  | medicine (institutional)      | 1.68      | 1.68             | 21                         | 91                     |
| <b>Tripura</b>       |                               |           |                  |                            |                        |
| 650                  | books, journals               | 6.30      | 6.30             | 125                        | 115                    |
| 651                  | newspapers, periodicals       | 0.17      | 0.17             | 14                         | 38                     |
| 654                  | tuition fees (school/college) | 0.45      | 0.45             | 45                         | 83                     |
| 660                  | medicine (non-institutional)  | 9.60      | 9.63             | 633                        | 951                    |
| 663                  | doctor's fees                 | 0.89      | 0.89             | 115                        | 197                    |
| 670                  | medicine (institutional)      | 1.67      | 1.67             | 66                         | 119                    |
| <b>Uttar Pradesh</b> |                               |           |                  |                            |                        |
| 650                  | books, journals               | 1.09      | 1.09             | 96                         | 1016                   |
| 651                  | newspapers, periodicals       | 0.06      | 0.06             | 9                          | 115                    |
| 654                  | tuition fees (school/college) | 1.19      | 1.19             | 263                        | 2637                   |
| 660                  | medicine (non-institutional)  | 15.92     | 16.08            | 677                        | 6235                   |
| 663                  | doctor's fees                 | 0.43      | 0.43             | 35                         | 364                    |
| 670                  | medicine (institutional)      | 1.28      | 1.28             | 6                          | 65                     |

**Table (5): Expenditure in cash/cash and kind on different items of educational and medical goods and services per person for a period of 30 days**

|                                  |                               | Rural     |                  |                            |                        |
|----------------------------------|-------------------------------|-----------|------------------|----------------------------|------------------------|
| item code                        | item description              | cash (Rs) | cash & kind (Rs) | hhs reporting no. per 1000 | expenditure sample no. |
| (1)                              | (2)                           | (3)       | (4)              | (5)                        | (6)                    |
| <b>West Bengal</b>               |                               |           |                  |                            |                        |
| 650                              | books, journals               | 0.94      | 0.95             | 65                         | 337                    |
| 651                              | newspapers, periodicals       | 0.17      | 0.17             | 22                         | 174                    |
| 654                              | tuition fees (school/college) | 0.31      | 0.32             | 30                         | 162                    |
| 660                              | medicine (non-institutional)  | 11.88     | 11.88            | 612                        | 2816                   |
| 663                              | doctor's fees                 | 1.57      | 1.57             | 303                        | 1432                   |
| 670                              | medicine (institutional)      | 0.54      | 0.54             | 10                         | 46                     |
| <b>Andaman &amp; Nicobar Is.</b> |                               |           |                  |                            |                        |
| 650                              | books, journals               | 0.58      | 0.65             | 51                         | 32                     |
| 651                              | newspapers, periodicals       | 0.26      | 0.26             | 41                         | 29                     |
| 654                              | tuition fees (school/college) | 0.65      | 0.65             | 34                         | 24                     |
| 660                              | medicine (non-institutional)  | 3.62      | 3.62             | 255                        | 143                    |
| 663                              | doctor's fees                 | 0.07      | 0.07             | 8                          | 4                      |
| 670                              | medicine (institutional)      | 0.25      | 0.25             | 15                         | 9                      |
| <b>Chandigarh</b>                |                               |           |                  |                            |                        |
| 650                              | books, journals               | 5.52      | 5.52             | 190                        | 16                     |
| 651                              | newspapers, periodicals       | 0.31      | 0.32             | 48                         | 5                      |
| 654                              | tuition fees (school/college) | 4.06      | 7.45             | 196                        | 21                     |
| 660                              | medicine (non-institutional)  | 14.19     | 14.81            | 496                        | 41                     |
| 663                              | doctor's fees                 | 1.20      | 1.20             | 92                         | 7                      |
| 670                              | medicine (institutional)      | 0.93      | 0.93             | 5                          | 1                      |
| <b>Dadra &amp; Nagar Haveli</b>  |                               |           |                  |                            |                        |
| 650                              | books, journals               | 0.01      | 0.01             | 0                          | 1                      |
| 651                              | newspapers, periodicals       | 0.12      | 0.12             | 13                         | 11                     |
| 654                              | tuition fees (school/college) | 0.07      | 0.07             | 12                         | 2                      |
| 660                              | medicine (non-institutional)  | 1.53      | 1.53             | 133                        | 39                     |
| 663                              | doctor's fees                 | 0.36      | 0.36             | 97                         | 24                     |
| 670                              | medicine (institutional)      | 0.00      | 0.00             | 0                          | 0                      |
| <b>Daman &amp; Diu</b>           |                               |           |                  |                            |                        |
| 650                              | books, journals               | 11.37     | 11.37            | 174                        | 16                     |
| 651                              | newspapers, periodicals       | 0.45      | 0.45             | 38                         | 8                      |
| 654                              | tuition fees (school/college) | 0.61      | 0.61             | 22                         | 5                      |
| 660                              | medicine (non-institutional)  | 2.60      | 2.60             | 121                        | 13                     |
| 663                              | doctor's fees                 | 0.64      | 0.64             | 117                        | 11                     |
| 670                              | medicine (institutional)      | 0.00      | 0.00             | 0                          | 0                      |
| <b>Delhi</b>                     |                               |           |                  |                            |                        |
| 650                              | books, journals               | 1.94      | 1.94             | 33                         | 2                      |
| 651                              | newspapers, periodicals       | 0.30      | 0.30             | 18                         | 3                      |
| 654                              | tuition fees (school/college) | 5.23      | 5.23             | 279                        | 21                     |
| 660                              | medicine (non-institutional)  | 7.66      | 7.66             | 115                        | 7                      |
| 663                              | doctor's fees                 | 0.00      | 0.00             | 0                          | 0                      |
| 670                              | medicine (institutional)      | 10.66     | 10.66            | 298                        | 20                     |

**Table (5): Expenditure in cash/cash and kind on different items of educational and medical goods and services per person for a period of 30 days**

| <b>Rural</b>       |                               |           |                  |                            |                        |
|--------------------|-------------------------------|-----------|------------------|----------------------------|------------------------|
| item code          | item description              | cash (Rs) | cash & kind (Rs) | hhs reporting no. per 1000 | expenditure sample no. |
| (1)                | (2)                           | (3)       | (4)              | (5)                        | (6)                    |
| <b>Lakshadweep</b> |                               |           |                  |                            |                        |
| 650                | books, journals               | 0.08      | 0.08             | 27                         | 2                      |
| 651                | newspapers, periodicals       | 0.00      | 0.00             | 0                          | 0                      |
| 654                | tuition fees (school/college) | 0.00      | 0.00             | 0                          | 0                      |
| 660                | medicine (non-institutional)  | 0.00      | 0.00             | 0                          | 0                      |
| 663                | doctor's fees                 | 0.00      | 0.00             | 0                          | 0                      |
| 670                | medicine (institutional)      | 2.36      | 2.36             | 56                         | 4                      |
| <b>Pondicherry</b> |                               |           |                  |                            |                        |
| 650                | books, journals               | 0.11      | 0.11             | 49                         | 6                      |
| 651                | newspapers, periodicals       | 0.09      | 0.09             | 5                          | 3                      |
| 654                | tuition fees (school/college) | 1.66      | 1.66             | 125                        | 12                     |
| 660                | medicine (non-institutional)  | 7.11      | 8.05             | 411                        | 30                     |
| 663                | doctor's fees                 | 2.56      | 2.56             | 290                        | 22                     |
| 670                | medicine (institutional)      | 0.62      | 0.62             | 3                          | 1                      |



**Table (5): Expenditure in cash/cash and kind on different items of educational and medical goods and services per person for a period of 30 days**

| item code                | item description              | cash (Rs) | cash & kind (Rs) | hhs reporting expenditure |            |
|--------------------------|-------------------------------|-----------|------------------|---------------------------|------------|
|                          |                               |           |                  | no. per 1000              | sample no. |
| (1)                      | (2)                           | (3)       | (4)              | (5)                       | (6)        |
| <b>Urban</b>             |                               |           |                  |                           |            |
| <b>Andhra Pradesh</b>    |                               |           |                  |                           |            |
| 650                      | books, journals               | 1.67      | 1.68             | 118                       | 455        |
| 651                      | newspapers, periodicals       | 1.09      | 1.09             | 82                        | 420        |
| 654                      | tuition fees (school/college) | 6.12      | 6.16             | 214                       | 816        |
| 660                      | medicine (non-institutional)  | 12.21     | 12.22            | 521                       | 1805       |
| 663                      | doctor's fees                 | 2.18      | 2.18             | 312                       | 1085       |
| 670                      | medicine (institutional)      | 2.39      | 2.41             | 27                        | 88         |
| <b>Arunachal Pradesh</b> |                               |           |                  |                           |            |
| 650                      | books, journals               | 1.00      | 1.18             | 119                       | 24         |
| 651                      | newspapers, periodicals       | 0.38      | 0.44             | 39                        | 15         |
| 654                      | tuition fees (school/college) | 1.31      | 1.42             | 85                        | 19         |
| 660                      | medicine (non-institutional)  | 3.35      | 3.57             | 131                       | 39         |
| 663                      | doctor's fees                 | 0.00      | 0.00             | 0                         | 0          |
| 670                      | medicine (institutional)      | 1.52      | 1.65             | 56                        | 22         |
| <b>Assam</b>             |                               |           |                  |                           |            |
| 650                      | books, journals               | 1.77      | 1.77             | 161                       | 142        |
| 651                      | newspapers, periodicals       | 2.50      | 2.50             | 236                       | 223        |
| 654                      | tuition fees (school/college) | 1.53      | 1.53             | 84                        | 81         |
| 660                      | medicine (non-institutional)  | 8.01      | 8.01             | 515                       | 445        |
| 663                      | doctor's fees                 | 0.68      | 0.68             | 87                        | 90         |
| 670                      | medicine (institutional)      | 0.72      | 0.77             | 27                        | 25         |
| <b>Bihar</b>             |                               |           |                  |                           |            |
| 650                      | books, journals               | 2.47      | 2.47             | 159                       | 353        |
| 651                      | newspapers, periodicals       | 1.66      | 1.66             | 138                       | 317        |
| 654                      | tuition fees (school/college) | 4.42      | 4.43             | 241                       | 501        |
| 660                      | medicine (non-institutional)  | 7.43      | 7.44             | 374                       | 740        |
| 663                      | doctor's fees                 | 1.46      | 1.46             | 138                       | 271        |
| 670                      | medicine (institutional)      | 0.33      | 0.33             | 6                         | 16         |
| <b>Goa</b>               |                               |           |                  |                           |            |
| 650                      | books, journals               | 2.99      | 2.99             | 76                        | 16         |
| 651                      | newspapers, periodicals       | 2.05      | 2.05             | 154                       | 34         |
| 654                      | tuition fees (school/college) | 2.42      | 2.42             | 103                       | 16         |
| 660                      | medicine (non-institutional)  | 14.67     | 14.67            | 422                       | 98         |
| 663                      | doctor's fees                 | 4.00      | 4.00             | 305                       | 70         |
| 670                      | medicine (institutional)      | 0.50      | 0.50             | 3                         | 1          |
| <b>Gujarat</b>           |                               |           |                  |                           |            |
| 650                      | books, journals               | 1.71      | 1.73             | 192                       | 350        |
| 651                      | newspapers, periodicals       | 1.78      | 1.78             | 160                       | 520        |
| 654                      | tuition fees (school/college) | 3.38      | 3.38             | 162                       | 413        |
| 660                      | medicine (non-institutional)  | 11.11     | 11.14            | 424                       | 1087       |
| 663                      | doctor's fees                 | 2.37      | 2.37             | 253                       | 597        |
| 670                      | medicine (institutional)      | 2.68      | 2.68             | 26                        | 46         |

**Table (5): Expenditure in cash/cash and kind on different items of educational and medical goods and services per person for a period of 30 days**

| item code                  | item description              | cash (Rs) | cash & kind (Rs) | Urban                      |                        |
|----------------------------|-------------------------------|-----------|------------------|----------------------------|------------------------|
|                            |                               |           |                  | hhs reporting no. per 1000 | expenditure sample no. |
| (1)                        | (2)                           | (3)       | (4)              | (5)                        | (6)                    |
| <b>Haryana</b>             |                               |           |                  |                            |                        |
| 650                        | books, journals               | 4.51      | 4.51             | 154                        | 114                    |
| 651                        | newspapers, periodicals       | 0.67      | 0.67             | 64                         | 49                     |
| 654                        | tuition fees (school/college) | 14.17     | 14.17            | 474                        | 356                    |
| 660                        | medicine (non-institutional)  | 19.83     | 19.83            | 569                        | 389                    |
| 663                        | doctor's fees                 | 1.00      | 1.00             | 97                         | 68                     |
| 670                        | medicine (institutional)      | 1.07      | 1.07             | 6                          | 7                      |
| <b>Himachal Pradesh</b>    |                               |           |                  |                            |                        |
| 650                        | books, journals               | 2.68      | 2.68             | 117                        | 55                     |
| 651                        | newspapers, periodicals       | 2.88      | 2.88             | 231                        | 104                    |
| 654                        | tuition fees (school/college) | 14.23     | 14.23            | 571                        | 204                    |
| 660                        | medicine (non-institutional)  | 14.69     | 14.69            | 467                        | 211                    |
| 663                        | doctor's fees                 | 0.15      | 0.15             | 22                         | 13                     |
| 670                        | medicine (institutional)      | 0.60      | 0.60             | 4                          | 4                      |
| <b>Jammu &amp; Kashmir</b> |                               |           |                  |                            |                        |
| 650                        | books, journals               | 4.30      | 4.30             | 134                        | 74                     |
| 651                        | newspapers, periodicals       | 1.76      | 1.76             | 166                        | 110                    |
| 654                        | tuition fees (school/college) | 15.36     | 15.36            | 433                        | 237                    |
| 660                        | medicine (non-institutional)  | 19.24     | 19.25            | 616                        | 322                    |
| 663                        | doctor's fees                 | 1.48      | 1.48             | 151                        | 82                     |
| 670                        | medicine (institutional)      | 0.59      | 0.59             | 14                         | 8                      |
| <b>Karnataka</b>           |                               |           |                  |                            |                        |
| 650                        | books, journals               | 2.53      | 2.53             | 134                        | 370                    |
| 651                        | newspapers, periodicals       | 2.19      | 2.20             | 164                        | 456                    |
| 654                        | tuition fees (school/college) | 4.36      | 4.36             | 169                        | 417                    |
| 660                        | medicine (non-institutional)  | 7.79      | 7.79             | 419                        | 1083                   |
| 663                        | doctor's fees                 | 1.65      | 1.65             | 273                        | 712                    |
| 670                        | medicine (institutional)      | 1.81      | 1.81             | 34                         | 87                     |
| <b>Kerala</b>              |                               |           |                  |                            |                        |
| 650                        | books, journals               | 2.40      | 2.40             | 138                        | 293                    |
| 651                        | newspapers, periodicals       | 4.38      | 4.39             | 351                        | 720                    |
| 654                        | tuition fees (school/college) | 3.29      | 3.29             | 142                        | 266                    |
| 660                        | medicine (non-institutional)  | 15.01     | 15.02            | 599                        | 1058                   |
| 663                        | doctor's fees                 | 1.17      | 1.17             | 149                        | 300                    |
| 670                        | medicine (institutional)      | 3.46      | 3.46             | 51                         | 86                     |
| <b>Madhya Pradesh</b>      |                               |           |                  |                            |                        |
| 650                        | books, journals               | 2.79      | 2.79             | 125                        | 429                    |
| 651                        | newspapers, periodicals       | 1.12      | 1.12             | 95                         | 389                    |
| 654                        | tuition fees (school/college) | 4.92      | 4.92             | 252                        | 780                    |
| 660                        | medicine (non-institutional)  | 12.49     | 12.51            | 470                        | 1531                   |
| 663                        | doctor's fees                 | 1.39      | 1.39             | 150                        | 507                    |
| 670                        | medicine (institutional)      | 1.58      | 1.59             | 17                         | 61                     |

**Table (5): Expenditure in cash/cash and kind on different items of educational and medical goods and services per person for a period of 30 days**

| item code          | item description              | cash (Rs) | cash & kind (Rs) | Urban                      |                        |
|--------------------|-------------------------------|-----------|------------------|----------------------------|------------------------|
|                    |                               |           |                  | hhs reporting no. per 1000 | expenditure sample no. |
| (1)                | (2)                           | (3)       | (4)              | (5)                        | (6)                    |
| <b>Maharashtra</b> |                               |           |                  |                            |                        |
| 650                | books, journals               | 2.40      | 2.40             | 119                        | 734                    |
| 651                | newspapers, periodicals       | 3.57      | 3.57             | 286                        | 1840                   |
| 654                | tuition fees (school/college) | 4.58      | 4.70             | 151                        | 874                    |
| 660                | medicine (non-institutional)  | 13.48     | 13.49            | 495                        | 2839                   |
| 663                | doctor's fees                 | 3.86      | 3.86             | 364                        | 2087                   |
| 670                | medicine (institutional)      | 3.36      | 3.36             | 22                         | 111                    |
| <b>Manipur</b>     |                               |           |                  |                            |                        |
| 650                | books, journals               | 2.02      | 2.06             | 139                        | 106                    |
| 651                | newspapers, periodicals       | 0.80      | 0.80             | 95                         | 58                     |
| 654                | tuition fees (school/college) | 3.92      | 3.92             | 180                        | 134                    |
| 660                | medicine (non-institutional)  | 2.51      | 2.51             | 163                        | 119                    |
| 663                | doctor's fees                 | 0.4       | 0.4              | 51                         | 42                     |
| 670                | medicine (institutional)      | 0.38      | 0.38             | 25                         | 20                     |
| <b>Meghalaya</b>   |                               |           |                  |                            |                        |
| 650                | books, journals               | 2.90      | 2.90             | 112                        | 56                     |
| 651                | newspapers, periodicals       | 2.31      | 2.31             | 235                        | 113                    |
| 654                | tuition fees (school/college) | 7.70      | 7.70             | 319                        | 144                    |
| 660                | medicine (non-institutional)  | 5.83      | 5.85             | 283                        | 134                    |
| 663                | doctor's fees                 | 1.13      | 1.13             | 154                        | 74                     |
| 670                | medicine (institutional)      | 1.08      | 1.08             | 40                         | 12                     |
| <b>Mizoram</b>     |                               |           |                  |                            |                        |
| 650                | books, journals               | 3.66      | 3.70             | 256                        | 257                    |
| 651                | newspapers, periodicals       | 2.52      | 2.57             | 420                        | 410                    |
| 654                | tuition fees (school/college) | 2.46      | 2.47             | 85                         | 83                     |
| 660                | medicine (non-institutional)  | 8.17      | 8.19             | 653                        | 623                    |
| 663                | doctor's fees                 | 0.24      | 0.24             | 20                         | 25                     |
| 670                | medicine (institutional)      | 0.14      | 0.14             | 9                          | 12                     |
| <b>Nagaland</b>    |                               |           |                  |                            |                        |
| 650                | books, journals               | 3.85      | 3.85             | 153                        | 32                     |
| 651                | newspapers, periodicals       | 3.26      | 3.26             | 333                        | 82                     |
| 654                | tuition fees (school/college) | 11.49     | 11.71            | 479                        | 112                    |
| 660                | medicine (non-institutional)  | 1.60      | 1.60             | 216                        | 49                     |
| 663                | doctor's fees                 | 0.00      | 0.00             | 0                          | 0                      |
| 670                | medicine (institutional)      | 2.00      | 3.24             | 162                        | 35                     |
| <b>Orissa</b>      |                               |           |                  |                            |                        |
| 650                | books, journals               | 3.12      | 3.12             | 216                        | 229                    |
| 651                | newspapers, periodicals       | 1.27      | 1.27             | 122                        | 146                    |
| 654                | tuition fees (school/college) | 2.13      | 2.13             | 135                        | 130                    |
| 660                | medicine (non-institutional)  | 9.84      | 9.84             | 407                        | 442                    |
| 663                | doctor's fees                 | 0.73      | 0.73             | 87                         | 79                     |
| 670                | medicine (institutional)      | 2.64      | 3.42             | 130                        | 127                    |

**Table (5): Expenditure in cash/cash and kind on different items of educational and medical goods and services per person for a period of 30 days**

| item code            | item description              | cash (Rs) | cash & kind (Rs) | Urban                      |                        |
|----------------------|-------------------------------|-----------|------------------|----------------------------|------------------------|
|                      |                               |           |                  | hhs reporting no. per 1000 | expenditure sample no. |
| (1)                  | (2)                           | (3)       | (4)              | (5)                        | (6)                    |
| <b>Punjab</b>        |                               |           |                  |                            |                        |
| 650                  | books, journals               | 3.20      | 3.23             | 114                        | 250                    |
| 651                  | newspapers, periodicals       | 1.73      | 1.73             | 138                        | 367                    |
| 654                  | tuition fees (school/college) | 11.98     | 12.02            | 543                        | 1094                   |
| 660                  | medicine (non-institutional)  | 22.43     | 22.44            | 763                        | 1473                   |
| 663                  | doctor's fees                 | 1.33      | 1.33             | 127                        | 252                    |
| 670                  | medicine (institutional)      | 4.17      | 4.17             | 18                         | 31                     |
| <b>Rajasthan</b>     |                               |           |                  |                            |                        |
| 650                  | books, journals               | 1.69      | 1.70             | 100                        | 199                    |
| 651                  | newspapers, periodicals       | 1.06      | 1.06             | 89                         | 196                    |
| 654                  | tuition fees (school/college) | 6.39      | 6.39             | 270                        | 443                    |
| 660                  | medicine (non-institutional)  | 16.04     | 16.04            | 438                        | 789                    |
| 663                  | doctor's fees                 | 0.39      | 0.39             | 41                         | 66                     |
| 670                  | medicine (institutional)      | 3.58      | 3.94             | 28                         | 52                     |
| <b>Sikkim</b>        |                               |           |                  |                            |                        |
| 650                  | books, journals               | 0.60      | 0.60             | 89                         | 19                     |
| 651                  | newspapers, periodicals       | 1.42      | 1.42             | 101                        | 21                     |
| 654                  | tuition fees (school/college) | 18.91     | 18.91            | 388                        | 52                     |
| 660                  | medicine (non-institutional)  | 5.03      | 5.03             | 202                        | 32                     |
| 663                  | doctor's fees                 | 0.53      | 0.53             | 19                         | 3                      |
| 670                  | medicine (institutional)      | 0.00      | 0.00             | 0                          | 0                      |
| <b>Tamil Nadu</b>    |                               |           |                  |                            |                        |
| 650                  | books, journals               | 2.55      | 2.55             | 103                        | 418                    |
| 651                  | newspapers, periodicals       | 1.59      | 1.59             | 104                        | 510                    |
| 654                  | tuition fees (school/college) | 5.91      | 5.91             | 107                        | 490                    |
| 660                  | medicine (non-institutional)  | 10.32     | 10.33            | 498                        | 2097                   |
| 663                  | doctor's fees                 | 2.69      | 2.69             | 318                        | 1383                   |
| 670                  | medicine (institutional)      | 2.24      | 2.24             | 17                         | 68                     |
| <b>Tripura</b>       |                               |           |                  |                            |                        |
| 650                  | books, journals               | 1.86      | 1.86             | 51                         | 42                     |
| 651                  | newspapers, periodicals       | 1.64      | 1.64             | 90                         | 65                     |
| 654                  | tuition fees (school/college) | 1.70      | 1.70             | 102                        | 59                     |
| 660                  | medicine (non-institutional)  | 15.17     | 15.3             | 608                        | 350                    |
| 663                  | doctor's fees                 | 1.66      | 1.66             | 114                        | 64                     |
| 670                  | medicine (institutional)      | 3.99      | 4.25             | 151                        | 75                     |
| <b>Uttar Pradesh</b> |                               |           |                  |                            |                        |
| 650                  | books, journals               | 3.14      | 3.14             | 138                        | 640                    |
| 651                  | newspapers, periodicals       | 1.09      | 1.09             | 107                        | 522                    |
| 654                  | tuition fees (school/college) | 6.58      | 6.58             | 375                        | 1645                   |
| 660                  | medicine (non-institutional)  | 15.65     | 15.65            | 665                        | 2996                   |
| 663                  | doctor's fees                 | 0.50      | 0.50             | 45                         | 251                    |
| 670                  | medicine (institutional)      | 1.49      | 1.49             | 9                          | 37                     |

**Table (5): Expenditure in cash/cash and kind on different items of educational and medical goods and services per person for a period of 30 days**

| item code                        | item description              | cash (Rs) | cash & kind (Rs) | hhs reporting expenditure |            |
|----------------------------------|-------------------------------|-----------|------------------|---------------------------|------------|
|                                  |                               |           |                  | no. per 1000              | sample no. |
| (1)                              | (2)                           | (3)       | (4)              | (5)                       | (6)        |
| <b>Urban</b>                     |                               |           |                  |                           |            |
| <b>West Bengal</b>               |                               |           |                  |                           |            |
| 650                              | books, journals               | 2.43      | 2.43             | 117                       | 415        |
| 651                              | newspapers, periodicals       | 2.74      | 2.78             | 195                       | 715        |
| 654                              | tuition fees (school/college) | 3.79      | 3.79             | 153                       | 518        |
| 660                              | medicine (non-institutional)  | 16.09     | 16.15            | 576                       | 1936       |
| 663                              | doctor's fees                 | 2.86      | 2.86             | 326                       | 1081       |
| 670                              | medicine (institutional)      | 1.08      | 1.08             | 8                         | 29         |
| <b>Andaman &amp; Nicobar Is.</b> |                               |           |                  |                           |            |
| 650                              | books, journals               | 3.88      | 3.88             | 139                       | 65         |
| 651                              | newspapers, periodicals       | 1.11      | 1.11             | 130                       | 69         |
| 654                              | tuition fees (school/college) | 4.31      | 4.31             | 152                       | 63         |
| 660                              | medicine (non-institutional)  | 6.81      | 6.81             | 392                       | 167        |
| 663                              | doctor's fees                 | 0.52      | 0.52             | 42                        | 15         |
| 670                              | medicine (institutional)      | 0.46      | 0.46             | 30                        | 10         |
| <b>Chandigarh</b>                |                               |           |                  |                           |            |
| 650                              | books, journals               | 13.75     | 13.75            | 263                       | 38         |
| 651                              | newspapers, periodicals       | 5.02      | 5.02             | 313                       | 47         |
| 654                              | tuition fees (school/college) | 17.76     | 17.76            | 337                       | 57         |
| 660                              | medicine (non-institutional)  | 23.88     | 23.88            | 561                       | 89         |
| 663                              | doctor's fees                 | 0.66      | 0.66             | 41                        | 6          |
| 670                              | medicine (institutional)      | 0.32      | 0.32             | 6                         | 1          |
| <b>Dadra &amp; Nagar Haveli</b>  |                               |           |                  |                           |            |
| 650                              | books, journals               | 1.63      | 1.63             | 105                       | 6          |
| 651                              | newspapers, periodicals       | 0.92      | 0.92             | 102                       | 12         |
| 654                              | tuition fees (school/college) | 0.61      | 0.61             | 28                        | 3          |
| 660                              | medicine (non-institutional)  | 3.04      | 3.04             | 244                       | 17         |
| 663                              | doctor's fees                 | 0.33      | 0.33             | 48                        | 6          |
| 670                              | medicine (institutional)      | 0.00      | 0.00             | 0                         | 0          |
| <b>Daman &amp; Diu</b>           |                               |           |                  |                           |            |
| 650                              | books, journals               | 0.52      | 0.52             | 57                        | 5          |
| 651                              | newspapers, periodicals       | 1.94      | 1.94             | 165                       | 19         |
| 654                              | tuition fees (school/college) | 2.50      | 2.50             | 72                        | 7          |
| 660                              | medicine (non-institutional)  | 9.96      | 9.96             | 380                       | 26         |
| 663                              | doctor's fees                 | 1.54      | 1.54             | 256                       | 14         |
| 670                              | medicine (institutional)      | 0.00      | 0.00             | 0                         | 0          |
| <b>Delhi</b>                     |                               |           |                  |                           |            |
| 650                              | books, journals               | 3.10      | 3.10             | 83                        | 99         |
| 651                              | newspapers, periodicals       | 3.89      | 3.94             | 274                       | 356        |
| 654                              | tuition fees (school/college) | 77.94     | 78.00            | 433                       | 452        |
| 660                              | medicine (non-institutional)  | 4.97      | 4.98             | 211                       | 224        |
| 663                              | doctor's fees                 | 0.03      | 0.03             | 2                         | 5          |
| 670                              | medicine (institutional)      | 8.59      | 8.59             | 228                       | 222        |

**Table (5): Expenditure in cash/cash and kind on different items of educational and medical goods and services per person for a period of 30 days**  
**Urban**

| item code          | item description              | cash (Rs) | cash & kind (Rs) | hhs reporting no. per 1000 | expenditure sample no. |
|--------------------|-------------------------------|-----------|------------------|----------------------------|------------------------|
| (1)                | (2)                           | (3)       | (4)              | (5)                        | (6)                    |
| <b>Lakshadweep</b> |                               |           |                  |                            |                        |
| 650                | books, journals               | 0.28      | 0.28             | 15                         | 6                      |
| 651                | newspapers, periodicals       | 0.33      | 0.33             | 44                         | 13                     |
| 654                | tuition fees (school/college) | 0.00      | 0.00             | 0                          | 0                      |
| 660                | medicine (non-institutional)  | 0.28      | 0.28             | 36                         | 9                      |
| 663                | doctor's fees                 | 0.00      | 0.00             | 0                          | 0                      |
| 670                | medicine (institutional)      | 2.13      | 2.13             | 7                          | 3                      |
| <b>Pondicherry</b> |                               |           |                  |                            |                        |
| 650                | books, journals               | 0.93      | 0.93             | 55                         | 19                     |
| 651                | newspapers, periodicals       | 1.58      | 1.59             | 147                        | 52                     |
| 654                | tuition fees (school/college) | 2.30      | 2.30             | 191                        | 64                     |
| 660                | medicine (non-institutional)  | 8.82      | 8.82             | 506                        | 153                    |
| 663                | doctor's fees                 | 2.31      | 2.31             | 362                        | 113                    |
| 670                | medicine (institutional)      | 0.52      | 0.52             | 8                          | 3                      |

**Table (5): Expenditure in cash/cash and kind on different items of educational and medical goods and services per person for a period of 30 days**

| item code                     | item description              | cash (Rs) | cash & kind (Rs) | hhs reporting expenditure |            |
|-------------------------------|-------------------------------|-----------|------------------|---------------------------|------------|
|                               |                               |           |                  | no. per 1000              | sample no. |
| (1)                           | (2)                           | (3)       | (4)              | (5)                       | (6)        |
| <b>Rural</b>                  |                               |           |                  |                           |            |
| <b>all-India [50th round]</b> |                               |           |                  |                           |            |
| 650                           | books, journals               | 0.97      | 0.98             | 77                        | 6126       |
| 651                           | newspapers, periodicals       | 0.19      | 0.19             | 23                        | 2675       |
| 654                           | tuition fees (school/college) | 0.82      | 0.82             | 100                       | 8297       |
| 660                           | medicine (non-institutional)  | 11.16     | 11.2             | 525                       | 35973      |
| 663                           | doctor's fees                 | 1.12      | 1.13             | 183                       | 11446      |
| 670                           | medicine (institutional)      | 1.43      | 1.43             | 24                        | 1936       |
| <b>all-India [43rd round]</b> |                               |           |                  |                           |            |
| 650                           | books, journals               | 0.55      | 0.55             | 69                        | 3570       |
| 651                           | newspapers, periodicals       | 0.14      | 0.14             | 33                        | 2185       |
| 654                           | tuition fees (school/college) | 0.42      | 0.42             | 82                        | 3818       |
| 660                           | medicine                      | 5.57      | 5.57             | *443                      | *18681     |
| 663                           | doctor's fees                 | 0.76      | 0.76             | 154                       | 6256       |
| <b>Urban</b>                  |                               |           |                  |                           |            |
| <b>all-India [50th round]</b> |                               |           |                  |                           |            |
| 650                           | books, journals               | 2.56      | 2.56             | 128                       | 6310       |
| 651                           | newspapers, periodicals       | 2         | 2.01             | 162                       | 8970       |
| 654                           | tuition fees (school/college) | 8.12      | 8.15             | 226                       | 10530      |
| 660                           | medicine (non-institutional)  | 12.8      | 12.81            | 504                       | 23372      |
| 663                           | doctor's fees                 | 1.87      | 1.88             | 215                       | 9361       |
| 670                           | medicine (institutional)      | 2.41      | 2.45             | 31                        | 1299       |
| <b>all-India [43rd round]</b> |                               |           |                  |                           |            |
| 650                           | books, journals               | 1.1       | 1.1              | 124                       | 3185       |
| 651                           | newspapers, periodicals       | 1.28      | 1.28             | 201                       | 5470       |
| 654                           | tuition fees (school/college) | 2.84      | 2.88             | 203                       | 4814       |
| 660                           | medicine                      | 6.44      | 6.45             | *454                      | *10237     |
| 663                           | doctor's fees                 | 1.18      | 1.19             | 200                       | 4150       |

\* Only allopathic

Table (6): Expenditure (Rs) on items of educational, medical and miscellaneous goods &amp; services per person for a period of 30 days for each monthly per capita expenditure class

| item                              | monthly per capita expenditure class (Rs) |              |              |              |              |              |              |              |              |              |               |               |              | RURAL                       |             |
|-----------------------------------|---|--------------|--------------|--------------|--------------|--------------|--------------|--------------|--------------|--------------|---------------|---------------|--------------|-----------------------------|-------------|
|                                   | <120                                      | 120-140      | 140-165      | 165-190      | 190-210      | 210-235      | 235-265      | 265-300      | 300-355      | 355-455      | 455-560       | 560 or more   | all          | hhs. reporting consumption  |             |
|                                   | (2)                                       | (3)          | (4)          | (5)          | (6)          | (7)          | (8)          | (9)          | (10)         | (11)         | (12)          | (13)          | (14)         | estd. no. per 1000          | sample no.  |
|                                   | <b>Andhra Pradesh</b>                     |              |              |              |              |              |              |              |              |              |               |               |              | No. of sample villages: 492 |             |
| amusement                         | 0.41                                      | 0.69         | 0.95         | 1.04         | 1.31         | 1.53         | 1.69         | 2.02         | 2.38         | 2.74         | 3.49          | 6.17          | 1.95         | 448                         | 2233        |
| goods personal care               | 0.00                                      | 0.00         | 0.02         | 0.04         | 0.15         | 0.11         | 0.16         | 0.16         | 0.21         | 0.47         | 0.69          | 2.05          | 0.28         | 34                          | 221         |
| toilet articles                   | 3.69                                      | 5.19         | 5.24         | 6.01         | 6.83         | 7.75         | 8.17         | 9.02         | 9.97         | 11.31        | 12.45         | 16.49         | 8.44         | 990                         | 4865        |
| sundry articles                   | 2.15                                      | 2.86         | 3.36         | 3.80         | 4.39         | 5.10         | 5.71         | 6.04         | 6.89         | 8.04         | 8.63          | 13.11         | 5.76         | 976                         | 4812        |
| <b>misc. consumer goods</b>       | <b>6.25</b>                               | <b>8.74</b>  | <b>9.58</b>  | <b>10.89</b> | <b>12.68</b> | <b>14.48</b> | <b>15.73</b> | <b>17.25</b> | <b>19.45</b> | <b>22.56</b> | <b>25.26</b>  | <b>37.83</b>  | <b>16.43</b> | <b>993</b>                  | <b>4881</b> |
| consumer services                 | 1.79                                      | 1.91         | 2.18         | 2.46         | 2.93         | 3.52         | 4.27         | 4.67         | 7.30         | 10.15        | 19.14         | 28.78         | 6.49         | 807                         | 4030        |
| conveyance                        | 1.74                                      | 2.02         | 2.60         | 2.94         | 3.53         | 4.67         | 5.37         | 6.82         | 7.94         | 10.84        | 16.86         | 40.92         | 7.77         | 660                         | 3355        |
| <b>misc. consumer services</b>    | <b>3.53</b>                               | <b>3.93</b>  | <b>4.77</b>  | <b>5.40</b>  | <b>6.46</b>  | <b>8.19</b>  | <b>9.64</b>  | <b>11.50</b> | <b>15.23</b> | <b>20.99</b> | <b>36.00</b>  | <b>69.70</b>  | <b>14.26</b> | <b>913</b>                  | <b>4524</b> |
| rent                              | 0.04                                      | 0.06         | 0.11         | 0.20         | 0.31         | 0.90         | 0.39         | 1.35         | 1.42         | 1.80         | 4.12          | 14.26         | 1.65         | 55                          | 289         |
| consumer tax & cesses             | 0.12                                      | 0.15         | 0.16         | 0.21         | 0.30         | 0.27         | 0.44         | 0.57         | 0.57         | 0.85         | 0.88          | 1.69          | 0.49         | 313                         | 1628        |
| <b>misc. goods &amp; services</b> | <b>9.93</b>                               | <b>12.89</b> | <b>14.62</b> | <b>16.69</b> | <b>19.76</b> | <b>23.84</b> | <b>26.20</b> | <b>30.67</b> | <b>36.68</b> | <b>46.20</b> | <b>66.26</b>  | <b>123.48</b> | <b>32.82</b> | <b>994</b>                  | <b>4883</b> |
| educational expenses              | 0.15                                      | 0.43         | 0.56         | 0.73         | 1.01         | 1.02         | 1.50         | 2.40         | 3.59         | 4.74         | 3.72          | 12.28         | 2.44         | 400                         | 2195        |
| medical : non-instnl.             | 1.81                                      | 2.94         | 4.28         | 6.46         | 8.33         | 10.46        | 11.39        | 16.10        | 19.36        | 26.80        | 30.42         | 59.23         | 15.40        | 554                         | 2768        |
| medical:institutional             | 0.04                                      | 0.00         | 0.20         | 0.42         | 0.40         | 0.05         | 0.57         | 1.04         | 2.32         | 1.77         | 8.12          | 66.56         | 4.71         | 92                          | 481         |
| <b>medical:total</b>              | <b>1.85</b>                               | <b>2.94</b>  | <b>4.49</b>  | <b>6.88</b>  | <b>8.73</b>  | <b>10.51</b> | <b>11.96</b> | <b>17.14</b> | <b>21.68</b> | <b>28.57</b> | <b>38.53</b>  | <b>125.79</b> | <b>20.11</b> | <b>608</b>                  | <b>3049</b> |
| <b>total</b>                      | <b>11.93</b>                              | <b>16.26</b> | <b>19.67</b> | <b>24.30</b> | <b>29.50</b> | <b>35.38</b> | <b>39.66</b> | <b>50.20</b> | <b>61.95</b> | <b>79.51</b> | <b>108.52</b> | <b>261.55</b> | <b>55.37</b> | <b>995</b>                  | <b>4887</b> |
| sample households                 | 133                                       | 153          | 314          | 487          | 401          | 460          | 552          | 525          | 570          | 526          | 312           | 475           | 4908         | X                           | X           |
|                                   | <b>Assam</b>                              |              |              |              |              |              |              |              |              |              |               |               |              | No. of sample villages: 320 |             |
| amusement                         | 0.05                                      | 0.13         | 0.23         | 0.48         | 0.43         | 0.52         | 1.13         | 1.04         | 0.98         | 2.25         | 2.29          | 5.21          | 0.93         | 231                         | 740         |
| goods personal care               | 0.03                                      | 0.13         | 0.23         | 0.26         | 0.36         | 0.40         | 0.53         | 0.78         | 1.02         | 1.34         | 2.24          | 4.28          | 0.67         | 161                         | 563         |
| toilet articles                   | 2.01                                      | 2.12         | 2.91         | 3.16         | 3.69         | 4.36         | 5.55         | 5.72         | 7.17         | 9.76         | 11.82         | 15.95         | 5.45         | 953                         | 3047        |
| sundry articles                   | 1.45                                      | 2.09         | 2.25         | 2.82         | 2.97         | 3.18         | 3.90         | 4.27         | 5.41         | 6.87         | 7.78          | 9.26          | 4.04         | 988                         | 3168        |
| <b>misc. consumer goods</b>       | <b>3.54</b>                               | <b>4.46</b>  | <b>5.62</b>  | <b>6.72</b>  | <b>7.46</b>  | <b>8.45</b>  | <b>11.11</b> | <b>11.81</b> | <b>14.59</b> | <b>20.22</b> | <b>24.13</b>  | <b>34.70</b>  | <b>11.08</b> | <b>996</b>                  | <b>3191</b> |
| consumer services                 | 1.00                                      | 1.42         | 1.49         | 1.69         | 2.34         | 3.08         | 3.37         | 4.90         | 6.41         | 8.07         | 11.40         | 21.77         | 4.19         | 858                         | 2797        |
| conveyance                        | 1.29                                      | 1.40         | 1.36         | 1.63         | 2.14         | 2.38         | 2.72         | 3.12         | 4.35         | 7.61         | 12.72         | 21.24         | 3.43         | 679                         | 2179        |
| <b>misc. consumer services</b>    | <b>2.29</b>                               | <b>2.82</b>  | <b>2.85</b>  | <b>3.32</b>  | <b>4.48</b>  | <b>5.46</b>  | <b>6.08</b>  | <b>8.03</b>  | <b>10.76</b> | <b>15.68</b> | <b>24.12</b>  | <b>43.01</b>  | <b>7.62</b>  | <b>941</b>                  | <b>3011</b> |
| rent                              | 0.00                                      | 0.00         | 0.03         | 0.03         | 0.02         | 0.09         | 0.04         | 0.11         | 0.27         | 0.61         | 1.19          | 4.70          | 0.20         | 91                          | 329         |
| consumer tax & cesses             | 0.00                                      | 0.00         | 0.00         | 0.01         | 0.02         | 0.03         | 0.06         | 0.05         | 0.06         | 0.10         | 0.25          | 0.15          | 0.05         | 39                          | 153         |
| <b>misc. goods &amp; services</b> | <b>5.82</b>                               | <b>7.29</b>  | <b>8.50</b>  | <b>10.07</b> | <b>11.98</b> | <b>14.03</b> | <b>17.28</b> | <b>19.99</b> | <b>25.69</b> | <b>36.61</b> | <b>49.70</b>  | <b>82.56</b>  | <b>18.94</b> | <b>997</b>                  | <b>3194</b> |
| educational expenses              | 0.42                                      | 0.55         | 0.68         | 1.06         | 1.24         | 2.01         | 2.15         | 2.41         | 3.66         | 7.28         | 9.24          | 17.02         | 2.72         | 619                         | 2066        |
| <b>medical : non-instnl.</b>      | <b>1.60</b>                               | <b>1.69</b>  | <b>1.94</b>  | <b>2.28</b>  | <b>2.29</b>  | <b>2.97</b>  | <b>3.37</b>  | <b>3.89</b>  | <b>4.90</b>  | <b>6.79</b>  | <b>12.66</b>  | <b>21.85</b>  | <b>3.86</b>  | <b>541</b>                  | <b>1742</b> |
| medical:institutional             | 0.00                                      | 0.00         | 0.08         | 0.15         | 0.24         | 0.12         | 0.19         | 0.60         | 0.22         | 0.11         | 1.38          | 43.16         | 0.65         | 147                         | 425         |
| <b>medical:total</b>              | <b>1.60</b>                               | <b>1.69</b>  | <b>2.02</b>  | <b>2.43</b>  | <b>2.52</b>  | <b>3.08</b>  | <b>3.56</b>  | <b>4.49</b>  | <b>5.13</b>  | <b>6.90</b>  | <b>14.04</b>  | <b>65.00</b>  | <b>4.51</b>  | <b>637</b>                  | <b>2014</b> |
| <b>total</b>                      | <b>7.84</b>                               | <b>9.53</b>  | <b>11.21</b> | <b>13.56</b> | <b>15.74</b> | <b>19.12</b> | <b>23.00</b> | <b>26.89</b> | <b>34.48</b> | <b>50.79</b> | <b>72.98</b>  | <b>164.59</b> | <b>26.17</b> | <b>998</b>                  | <b>3196</b> |
| sample households                 | 22  | 62           | 160          | 290          | 298          | 429          | 464          | 425          | 485          | 374          | 123           | 67            | 3199         | X                           | X           |



Table (6): Expenditure (Rs) on items of educational, medical and miscellaneous goods &amp; services per person for a period of 30 days for each monthly per capita expenditure class

| item                              | monthly per capita expenditure class (Rs) |              |              |              |              |              |              |              |              |              |               |               |              | RURAL                      |             |
|-----------------------------------|---|--------------|--------------|--------------|--------------|--------------|--------------|--------------|--------------|--------------|---------------|---------------|--------------|----------------------------|-------------|
|                                   | <120                                      | 120-140      | 140-165      | 165-190      | 190-210      | 210-235      | 235-265      | 265-300      | 300-355      | 355-455      | 455-560       | 560 or more   | all          | hhs. reporting consumption |             |
|                                   | (2)                                       | (3)          | (4)          | (5)          | (6)          | (7)          | (8)          | (9)          | (10)         | (11)         | (12)          | (13)          | (14)         | estd. no. per 1000         | sample no.  |
|                                   | Bihar                                     |              |              |              |              |              |              |              |              |              |               |               |              |                            |             |
|                                   | No. of sample villages: 699               |              |              |              |              |              |              |              |              |              |               |               |              |                            |             |
| amusement                         | 0.06                                      | 0.15         | 0.21         | 0.27         | 0.27         | 0.31         | 0.42         | 0.75         | 0.87         | 0.92         | 1.94          | 3.10          | 0.42         | 110                        | 892         |
| goods personal care               | 0.05                                      | 0.09         | 0.16         | 0.20         | 0.20         | 0.43         | 0.41         | 1.06         | 1.03         | 1.02         | 1.40          | 1.92          | 0.42         | 101                        | 782         |
| toilet articles                   | 1.92                                      | 2.64         | 3.35         | 3.83         | 4.54         | 5.33         | 5.88         | 6.69         | 8.02         | 8.79         | 10.50         | 12.55         | 4.90         | 941                        | 6613        |
| sundry articles                   | 2.25                                      | 2.67         | 3.22         | 3.62         | 4.15         | 4.78         | 5.17         | 6.08         | 7.02         | 8.21         | 9.28          | 11.59         | 4.53         | 983                        | 6854        |
| <b>misc. consumer goods</b>       | <b>4.28</b>                               | <b>5.55</b>  | <b>6.94</b>  | <b>7.92</b>  | <b>9.16</b>  | <b>10.85</b> | <b>11.88</b> | <b>14.58</b> | <b>16.94</b> | <b>18.93</b> | <b>23.12</b>  | <b>29.16</b>  | <b>10.28</b> | <b>990</b>                 | <b>6908</b> |
| consumer services                 | 2.59                                      | 3.05         | 3.52         | 3.95         | 4.64         | 5.89         | 6.13         | 7.82         | 9.58         | 11.58        | 16.73         | 28.27         | 5.73         | 911                        | 6381        |
| conveyance                        | 0.21                                      | 0.41         | 0.62         | 0.90         | 1.38         | 1.30         | 1.92         | 2.94         | 3.92         | 7.77         | 10.60         | 20.79         | 2.02         | 238                        | 1875        |
| <b>misc. consumer services</b>    | <b>2.80</b>                               | <b>3.46</b>  | <b>4.15</b>  | <b>4.85</b>  | <b>6.02</b>  | <b>7.19</b>  | <b>8.05</b>  | <b>10.76</b> | <b>13.51</b> | <b>19.36</b> | <b>27.32</b>  | <b>49.07</b>  | <b>7.76</b>  | <b>935</b>                 | <b>6551</b> |
| rent                              | 0.00                                      | 0.00         | 0.03         | 0.05         | 0.06         | 0.18         | 0.16         | 0.12         | 0.29         | 1.12         | 2.11          | 2.03          | 0.19         | 9                          | 68          |
| consumer tax & cesses             | 0.00                                      | 0.00         | 0.00         | 0.00         | 0.00         | 0.00         | 0.00         | 0.00         | 0.00         | 0.00         | 0.03          | 0.00          | 0.00         | 0                          | 3           |
| <b>misc. goods &amp; services</b> | <b>7.08</b>                               | <b>9.01</b>  | <b>11.11</b> | <b>12.82</b> | <b>15.25</b> | <b>18.23</b> | <b>20.08</b> | <b>25.46</b> | <b>30.74</b> | <b>39.41</b> | <b>52.58</b>  | <b>80.25</b>  | <b>18.23</b> | <b>993</b>                 | <b>6927</b> |
| educational expenses              | 0.26                                      | 0.58         | 0.70         | 1.55         | 2.07         | 2.64         | 3.01         | 4.72         | 5.99         | 12.61        | 15.64         | 21.02         | 3.06         | 394                        | 3032        |
| medical : non-instnl.             | 1.29                                      | 2.84         | 3.38         | 5.25         | 6.40         | 7.06         | 7.98         | 11.47        | 13.61        | 19.18        | 33.60         | 87.68         | 8.15         | 474                        | 3309        |
| medical:institutional             | 0.01                                      | 0.00         | 0.15         | 0.05         | 0.04         | 0.07         | 0.27         | 0.28         | 1.11         | 1.79         | 0.07          | 5.51          | 0.32         | 41                         | 304         |
| <b>medical:total</b>              | <b>1.30</b>                               | <b>2.84</b>  | <b>3.53</b>  | <b>5.29</b>  | <b>6.44</b>  | <b>7.13</b>  | <b>8.24</b>  | <b>11.75</b> | <b>14.72</b> | <b>20.97</b> | <b>33.67</b>  | <b>93.19</b>  | <b>8.46</b>  | <b>507</b>                 | <b>3545</b> |
| <b>total</b>                      | <b>8.63</b>                               | <b>12.43</b> | <b>15.33</b> | <b>19.66</b> | <b>23.76</b> | <b>28.01</b> | <b>31.34</b> | <b>41.92</b> | <b>51.44</b> | <b>72.98</b> | <b>101.89</b> | <b>194.46</b> | <b>29.76</b> | <b>994</b>                 | <b>6937</b> |
| sample households                 | 447                                       | 505          | 886          | 921          | 669          | 745          | 746          | 616          | 623          | 450          | 200           | 171           | 6979         | X                          | X           |
|                                   | Gujarat                                   |              |              |              |              |              |              |              |              |              |               |               |              |                            |             |
|                                   | No. of sample villages: 223               |              |              |              |              |              |              |              |              |              |               |               |              |                            |             |
| amusement                         | 0.07                                      | 0.14         | 0.27         | 0.17         | 0.27         | 0.58         | 0.86         | 0.76         | 0.87         | 0.95         | 2.42          | 2.03          | 0.81         | 183                        | 467         |
| goods personal care               | 0.00                                      | 0.00         | 0.03         | 0.44         | 0.11         | 0.16         | 0.22         | 0.25         | 0.48         | 0.37         | 0.97          | 1.23          | 0.36         | 92                         | 243         |
| toilet articles                   | 2.21                                      | 2.07         | 2.51         | 2.73         | 3.25         | 4.28         | 4.97         | 6.33         | 7.24         | 8.90         | 11.69         | 12.94         | 6.19         | 909                        | 2061        |
| sundry articles                   | 2.59                                      | 3.32         | 4.33         | 4.19         | 4.76         | 5.49         | 6.09         | 7.11         | 7.70         | 9.54         | 11.89         | 12.27         | 7.05         | 985                        | 2205        |
| <b>misc. consumer goods</b>       | <b>4.87</b>                               | <b>5.52</b>  | <b>7.14</b>  | <b>7.53</b>  | <b>8.39</b>  | <b>10.51</b> | <b>12.14</b> | <b>14.46</b> | <b>16.30</b> | <b>19.77</b> | <b>26.97</b>  | <b>28.47</b>  | <b>14.41</b> | <b>985</b>                 | <b>2207</b> |
| consumer services                 | 3.34                                      | 3.90         | 4.53         | 4.26         | 5.57         | 5.41         | 5.91         | 6.21         | 7.87         | 9.64         | 17.96         | 27.49         | 8.11         | 974                        | 2186        |
| conveyance                        | 1.67                                      | 2.63         | 3.52         | 3.51         | 4.51         | 4.15         | 5.77         | 8.46         | 8.36         | 16.49        | 19.03         | 33.98         | 9.50         | 774                        | 1787        |
| <b>misc. consumer services</b>    | <b>5.01</b>                               | <b>6.53</b>  | <b>8.05</b>  | <b>7.77</b>  | <b>10.09</b> | <b>9.56</b>  | <b>11.68</b> | <b>14.67</b> | <b>16.23</b> | <b>26.13</b> | <b>36.99</b>  | <b>61.47</b>  | <b>17.61</b> | <b>982</b>                 | <b>2202</b> |
| rent                              | 0.00                                      | 0.00         | 0.27         | 0.53         | 0.35         | 0.32         | 0.42         | 0.51         | 2.63         | 1.43         | 1.77          | 19.52         | 1.91         | 61                         | 105         |
| consumer tax & cesses             | 0.73                                      | 0.32         | 0.44         | 0.43         | 0.46         | 0.60         | 0.80         | 0.89         | 0.90         | 1.24         | 1.70          | 2.41          | 0.91         | 488                        | 1114        |
| <b>misc. goods &amp; services</b> | <b>10.61</b>                              | <b>12.37</b> | <b>15.90</b> | <b>16.25</b> | <b>19.29</b> | <b>20.99</b> | <b>25.03</b> | <b>30.53</b> | <b>36.06</b> | <b>48.57</b> | <b>67.42</b>  | <b>111.86</b> | <b>34.84</b> | <b>991</b>                 | <b>2210</b> |
| educational expenses              | 0.12                                      | 0.50         | 0.30         | 0.49         | 0.74         | 0.76         | 0.92         | 1.79         | 2.56         | 3.81         | 3.66          | 5.95          | 1.99         | 522                        | 1206        |
| medical : non-instnl.             | 2.55                                      | 2.62         | 3.39         | 3.47         | 5.93         | 4.80         | 8.10         | 7.30         | 9.04         | 10.93        | 14.80         | 30.19         | 8.66         | 430                        | 936         |
| medical:institutional             | 0.00                                      | 0.00         | 0.63         | 0.06         | 1.43         | 0.51         | 0.00         | 0.67         | 1.04         | 1.46         | 3.56          | 43.31         | 3.00         | 129                        | 308         |
| <b>medical:total</b>              | <b>2.55</b>                               | <b>2.62</b>  | <b>4.01</b>  | <b>3.54</b>  | <b>7.36</b>  | <b>5.32</b>  | <b>8.10</b>  | <b>7.96</b>  | <b>10.08</b> | <b>12.39</b> | <b>18.35</b>  | <b>73.50</b>  | <b>11.66</b> | <b>518</b>                 | <b>1154</b> |
| <b>total</b>                      | <b>13.28</b>                              | <b>15.49</b> | <b>20.21</b> | <b>20.28</b> | <b>27.39</b> | <b>27.06</b> | <b>34.05</b> | <b>40.29</b> | <b>48.71</b> | <b>64.77</b> | <b>89.43</b>  | <b>191.31</b> | <b>48.48</b> | <b>991</b>                 | <b>2211</b> |
| sample households                 | 24  | 37           | 89           | 137          | 130          | 195          | 235          | 257          | 345          | 387          | 176           | 207           | 2219         | X                          | X           |

Table (6): Expenditure (Rs) on items of educational, medical and miscellaneous goods &amp; services per person for a period of 30 days for each monthly per capita expenditure class

| item                              | monthly per capita expenditure class (Rs) |              |              |              |              |              |              |              |              |              |               |              |                             | RURAL                      |                    |            |
|-----------------------------------|---|--------------|--------------|--------------|--------------|--------------|--------------|--------------|--------------|--------------|---------------|--------------|-----------------------------|----------------------------|--------------------|------------|
|                                   | <120                                      | 120-140      | 140-165      | 165-190      | 190-210      | 210-235      | 235-265      | 265-300      | 300-355      | 355-455      | 455-560       | 560 or more  | all                         | hhs. reporting consumption | estd. no. per 1000 | sample no. |
| (1)                               | (2)                                       | (3)          | (4)          | (5)          | (6)          | (7)          | (8)          | (9)          | (10)         | (11)         | (12)          | (13)         | (14)                        | (15)                       | (16)               |            |
| <b>Haryana</b>                    |   |              |              |              |              |              |              |              |              |              |               |              | No. of sample villages: 104 |                            |                    |            |
| amusement                         | 0.00                                      | 0.00         | 0.03         | 0.14         | 0.13         | 0.12         | 0.14         | 0.24         | 0.35         | 0.17         | 0.39          | 1.37         | 0.37                        | 61                         | 76                 |            |
| goods personal care               | 0.00                                      | 0.00         | 0.11         | 0.22         | 0.26         | 0.24         | 0.23         | 0.34         | 0.22         | 0.38         | 0.97          | 0.87         | 0.42                        | 126                        | 131                |            |
| toilet articles                   | 1.79                                      | 1.86         | 2.62         | 3.00         | 3.68         | 3.84         | 4.38         | 4.00         | 5.14         | 5.90         | 6.79          | 9.20         | 5.28                        | 972                        | 1009               |            |
| sundry articles                   | 3.64                                      | 4.32         | 4.75         | 5.58         | 5.95         | 6.81         | 7.22         | 7.50         | 8.26         | 10.10        | 10.48         | 13.16        | 8.60                        | 995                        | 1035               |            |
| <b>misc. consumer goods</b>       | <b>5.43</b>                               | <b>6.18</b>  | <b>7.52</b>  | <b>8.95</b>  | <b>10.01</b> | <b>11.01</b> | <b>11.97</b> | <b>12.09</b> | <b>13.97</b> | <b>16.56</b> | <b>18.63</b>  | <b>24.60</b> | <b>14.66</b>                | <b>998</b>                 | <b>1038</b>        |            |
| consumer services                 | 2.32                                      | 1.81         | 3.89         | 3.93         | 5.06         | 4.65         | 4.45         | 6.63         | 6.50         | 7.54         | 13.43         | 24.00        | 9.00                        | 944                        | 991                |            |
| conveyance                        | 1.42                                      | 1.94         | 4.92         | 3.45         | 5.68         | 5.03         | 7.76         | 5.78         | 8.68         | 12.67        | 19.40         | 30.66        | 11.88                       | 730                        | 792                |            |
| <b>misc. consumer service</b>     | <b>3.73</b>                               | <b>3.75</b>  | <b>8.81</b>  | <b>7.38</b>  | <b>10.73</b> | <b>9.68</b>  | <b>12.21</b> | <b>12.41</b> | <b>15.18</b> | <b>20.21</b> | <b>32.83</b>  | <b>54.66</b> | <b>20.88</b>                | <b>970</b>                 | <b>1012</b>        |            |
| rent                              | 0.00                                      | 0.00         | 0.00         | 0.00         | 0.00         | 0.00         | 0.00         | 0.00         | 0.13         | 1.19         | 0.41          | 0.70         | 0.35                        | 11                         | 9                  |            |
| consumer tax & cesses             | 0.00                                      | 0.03         | 0.06         | 0.11         | 0.09         | 0.06         | 0.07         | 0.08         | 0.10         | 0.24         | 0.16          | 0.25         | 0.14                        | 370                        | 408                |            |
| <b>misc. goods &amp; services</b> | <b>9.16</b>                               | <b>9.96</b>  | <b>16.40</b> | <b>16.44</b> | <b>20.84</b> | <b>20.75</b> | <b>24.25</b> | <b>24.57</b> | <b>29.38</b> | <b>38.20</b> | <b>52.02</b>  | <b>80.22</b> | <b>36.02</b>                | <b>1000</b>                | <b>1040</b>        |            |
| educational expenses              | 1.44                                      | 1.12         | 2.25         | 3.35         | 2.68         | 5.20         | 4.22         | 7.76         | 7.19         | 9.35         | 15.50         | 23.03        | 9.34                        | 646                        | 701                |            |
| medical : non-instnl.             | 4.86                                      | 6.22         | 4.15         | 7.83         | 6.41         | 6.65         | 9.72         | 15.41        | 14.79        | 19.08        | 25.16         | 52.69        | 19.05                       | 611                        | 646                |            |
| medical:institutional             | 0.00                                      | 0.00         | 0.00         | 0.00         | 0.00         | 0.00         | 0.00         | 0.47         | 1.00         | 0.30         | 1.97          | 17.23        | 2.82                        | 47                         | 56                 |            |
| <b>medical:total</b>              | <b>4.86</b>                               | <b>6.22</b>  | <b>4.15</b>  | <b>7.83</b>  | <b>6.41</b>  | <b>6.65</b>  | <b>9.72</b>  | <b>15.88</b> | <b>15.79</b> | <b>19.38</b> | <b>27.13</b>  | <b>69.92</b> | <b>21.87</b>                | <b>627</b>                 | <b>666</b>         |            |
| <b>total</b>                      | <b>15.47</b>                              | <b>17.30</b> | <b>22.81</b> | <b>27.63</b> | <b>29.93</b> | <b>32.60</b> | <b>38.20</b> | <b>48.21</b> | <b>52.35</b> | <b>66.94</b> | <b>94.66</b>  | <b>#####</b> | <b>67.24</b>                | <b>1000</b>                | <b>1040</b>        |            |
| sample households                 | 11  | 10           | 33           | 47           | 54           | 81           | 72           | 102          | 126          | 177          | 124           | 203          | 1040                        | X                          | X                  |            |
| <b>Karnataka</b>                  |   |              |              |              |              |              |              |              |              |              |               |              | No. of sample villages: 263 |                            |                    |            |
| amusement                         | 0.30                                      | 0.34         | 0.39         | 0.68         | 1.11         | 1.45         | 1.36         | 1.80         | 1.89         | 1.94         | 3.06          | 6.01         | 1.48                        | 366                        | 1022               |            |
| goods personal care               | 0.04                                      | 0.03         | 0.06         | 0.09         | 0.08         | 0.27         | 0.21         | 0.40         | 0.54         | 0.52         | 0.60          | 1.93         | 0.33                        | 79                         | 244                |            |
| <b>toilet articles</b>            | <b>2.52</b>                               | <b>3.41</b>  | <b>3.87</b>  | <b>4.71</b>  | <b>5.53</b>  | <b>6.00</b>  | <b>6.44</b>  | <b>7.28</b>  | <b>8.74</b>  | <b>9.93</b>  | <b>12.64</b>  | <b>13.95</b> | <b>6.72</b>                 | <b>986</b>                 | <b>2584</b>        |            |
| sundry articles                   | 2.39                                      | 3.08         | 4.08         | 4.33         | 4.86         | 5.46         | 5.96         | 6.51         | 7.43         | 8.59         | 10.21         | 12.00        | 5.98                        | 984                        | 2586               |            |
| <b>misc. consumer goods</b>       | <b>5.24</b>                               | <b>6.86</b>  | <b>8.40</b>  | <b>9.81</b>  | <b>11.57</b> | <b>13.18</b> | <b>13.96</b> | <b>15.98</b> | <b>18.60</b> | <b>20.98</b> | <b>26.50</b>  | <b>33.89</b> | <b>14.50</b>                | <b>992</b>                 | <b>2601</b>        |            |
| consumer services                 | 3.89                                      | 4.68         | 4.90         | 5.40         | 6.08         | 6.35         | 6.71         | 6.65         | 8.57         | 10.22        | 12.63         | 22.33        | 7.44                        | 976                        | 2559               |            |
| conveyance                        | 2.19                                      | 2.92         | 3.12         | 4.16         | 4.90         | 5.81         | 6.24         | 7.95         | 9.18         | 11.61        | 20.32         | 36.87        | 7.97                        | 866                        | 2317               |            |
| <b>misc. consumer service</b>     | <b>6.07</b>                               | <b>7.60</b>  | <b>8.02</b>  | <b>9.56</b>  | <b>10.98</b> | <b>12.17</b> | <b>12.95</b> | <b>14.60</b> | <b>17.74</b> | <b>21.83</b> | <b>32.94</b>  | <b>59.20</b> | <b>15.41</b>                | <b>987</b>                 | <b>2590</b>        |            |
| rent                              | 0.22                                      | 0.26         | 0.14         | 1.02         | 0.41         | 0.42         | 0.98         | 0.75         | 2.11         | 2.16         | 6.68          | 9.60         | 1.51                        | 91                         | 224                |            |
| consumer tax & cesses             | 0.09                                      | 0.24         | 0.32         | 0.43         | 0.45         | 0.49         | 0.66         | 0.76         | 0.65         | 1.26         | 1.24          | 1.66         | 0.64                        | 461                        | 1275               |            |
| <b>misc. goods &amp; services</b> | <b>11.62</b>                              | <b>14.96</b> | <b>16.87</b> | <b>20.82</b> | <b>23.42</b> | <b>26.26</b> | <b>28.55</b> | <b>32.09</b> | <b>39.10</b> | <b>46.24</b> | <b>67.37</b>  | <b>#####</b> | <b>32.06</b>                | <b>994</b>                 | <b>2604</b>        |            |
| educational expenses              | 0.14                                      | 0.83         | 0.54         | 1.24         | 0.54         | 1.28         | 1.89         | 1.73         | 2.85         | 5.08         | 6.35          | 9.09         | 2.22                        | 538                        | 1499               |            |
| medical : non-instnl.             | 2.68                                      | 2.92         | 3.63         | 4.34         | 5.16         | 6.92         | 9.32         | 11.39        | 13.08        | 18.62        | 18.61         | 38.41        | 9.96                        | 509                        | 1387               |            |
| medical:institutional             | 0.54                                      | 0.17         | 0.34         | 0.31         | 0.98         | 0.62         | 1.34         | 2.07         | 1.44         | 5.45         | 11.74         | 34.78        | 3.19                        | 209                        | 542                |            |
| <b>medical:total</b>              | <b>3.21</b>                               | <b>3.09</b>  | <b>3.97</b>  | <b>4.65</b>  | <b>6.14</b>  | <b>7.54</b>  | <b>10.67</b> | <b>13.46</b> | <b>14.53</b> | <b>24.08</b> | <b>30.35</b>  | <b>73.19</b> | <b>13.15</b>                | <b>658</b>                 | <b>1750</b>        |            |
| <b>total</b>                      | <b>14.98</b>                              | <b>18.88</b> | <b>21.38</b> | <b>26.72</b> | <b>30.10</b> | <b>35.08</b> | <b>41.10</b> | <b>47.28</b> | <b>56.48</b> | <b>75.40</b> | <b>104.07</b> | <b>#####</b> | <b>47.43</b>                | <b>995</b>                 | <b>2608</b>        |            |
| sample households                 | 100                                       | 117          | 160          | 239          | 200          | 232          | 282          | 273          | 312          | 332          | 171           | 199          | 2617                        | X                          | X                  |            |

Table (6): Expenditure (Rs) on items of educational, medical and miscellaneous goods &amp; services per person for a period of 30 days for each monthly per capita expenditure class

| item                              | monthly per capita expenditure class (Rs) |              |              |              |              |              |              |              |              |              |               |               |                             | RURAL                      |                    |            |
|-----------------------------------|---|--------------|--------------|--------------|--------------|--------------|--------------|--------------|--------------|--------------|---------------|---------------|-----------------------------|----------------------------|--------------------|------------|
|                                   | <120                                      | 120-140      | 140-165      | 165-190      | 190-210      | 210-235      | 235-265      | 265-300      | 300-355      | 355-455      | 455-560       | 560 or more   | all                         | hhs. reporting consumption | estd. no. per 1000 | sample no. |
| (1)                               | (2)                                       | (3)          | (4)          | (5)          | (6)          | (7)          | (8)          | (9)          | (10)         | (11)         | (12)          | (13)          | (14)                        | (15)                       | (16)               |            |
| <b>Kerala</b>                     |   |              |              |              |              |              |              |              |              |              |               |               | No. of sample villages: 256 |                            |                    |            |
| amusement                         | 0.37                                      | 0.07         | 0.32         | 0.53         | 0.54         | 0.75         | 1.09         | 1.72         | 1.56         | 1.97         | 2.55          | 3.76          | 1.77                        | 329                        | 858                |            |
| goods personal care               | 0.15                                      | 0.00         | 0.09         | 0.25         | 0.26         | 0.56         | 0.35         | 0.65         | 0.77         | 1.29         | 3.05          | 3.32          | 1.27                        | 127                        | 367                |            |
| toilet articles                   | 3.57                                      | 4.25         | 4.81         | 6.12         | 6.55         | 6.55         | 8.41         | 9.16         | 10.63        | 12.49        | 14.04         | 18.34         | 10.91                       | 992                        | 2538               |            |
| sundry articles                   | 3.06                                      | 3.02         | 3.46         | 3.55         | 4.51         | 4.26         | 5.33         | 6.13         | 6.64         | 7.98         | 8.77          | 13.72         | 7.26                        | 983                        | 2515               |            |
| <b>misc. consumer goods</b>       | <b>7.15</b>                               | <b>7.35</b>  | <b>8.69</b>  | <b>10.44</b> | <b>11.86</b> | <b>12.12</b> | <b>15.17</b> | <b>17.66</b> | <b>19.60</b> | <b>23.73</b> | <b>28.40</b>  | <b>39.14</b>  | <b>21.20</b>                | <b>995</b>                 | <b>2545</b>        |            |
| consumer services                 | 1.69                                      | 1.66         | 2.47         | 2.74         | 3.40         | 3.36         | 4.06         | 4.64         | 5.95         | 7.89         | 10.76         | 31.16         | 9.20                        | 876                        | 2258               |            |
| conveyance                        | 2.78                                      | 3.50         | 3.29         | 4.53         | 5.76         | 6.16         | 7.48         | 8.65         | 9.38         | 13.49        | 19.19         | 46.13         | 14.82                       | 913                        | 2360               |            |
| <b>misc. consumer services</b>    | <b>4.47</b>                               | <b>5.16</b>  | <b>5.77</b>  | <b>7.27</b>  | <b>9.17</b>  | <b>9.52</b>  | <b>11.54</b> | <b>13.30</b> | <b>15.33</b> | <b>21.38</b> | <b>29.95</b>  | <b>77.29</b>  | <b>24.02</b>                | <b>975</b>                 | <b>2499</b>        |            |
| rent                              | 0.06                                      | 0.36         | 0.02         | 0.07         | 0.06         | 0.40         | 0.73         | 0.40         | 0.24         | 1.07         | 0.89          | 6.98          | 1.42                        | 73                         | 212                |            |
| consumer tax & cesses             | 0.12                                      | 0.19         | 0.27         | 0.18         | 0.26         | 0.32         | 0.57         | 0.58         | 0.55         | 0.78         | 1.26          | 2.76          | 0.90                        | 570                        | 1523               |            |
| <b>misc. goods &amp; services</b> | <b>11.79</b>                              | <b>13.07</b> | <b>14.74</b> | <b>17.97</b> | <b>21.35</b> | <b>22.36</b> | <b>28.01</b> | <b>31.93</b> | <b>35.72</b> | <b>46.96</b> | <b>60.50</b>  | <b>126.16</b> | <b>47.55</b>                | <b>996</b>                 | <b>2547</b>        |            |
| educational expenses              | 0.78                                      | 1.15         | 1.64         | 1.49         | 2.03         | 3.93         | 4.01         | 4.61         | 6.14         | 9.10         | 15.57         | 31.01         | 9.74                        | 705                        | 1892               |            |
| medical : non-instnl.             | 1.25                                      | 6.58         | 3.27         | 6.49         | 5.69         | 9.61         | 8.94         | 11.53        | 12.48        | 18.77        | 20.87         | 37.15         | 16.04                       | 622                        | 1572               |            |
| medical:institutional             | 0.44                                      | 0.00         | 1.03         | 0.44         | 0.63         | 2.09         | 1.74         | 0.78         | 2.40         | 5.96         | 6.38          | 18.18         | 5.06                        | 222                        | 555                |            |
| medical:total                     | 1.69                                      | 6.58         | 4.30         | 6.93         | 6.33         | 11.70        | 10.68        | 12.31        | 14.88        | 24.73        | 27.25         | 55.33         | 21.10                       | 691                        | 1751               |            |
| <b>total</b>                      | <b>14.26</b>                              | <b>20.79</b> | <b>20.68</b> | <b>26.39</b> | <b>29.72</b> | <b>37.99</b> | <b>42.70</b> | <b>48.85</b> | <b>56.74</b> | <b>80.79</b> | <b>103.32</b> | <b>212.50</b> | <b>78.39</b>                | <b>997</b>                 | <b>2548</b>        |            |
| sample households                 | 22  | 33           | 64           | 89           | 104          | 137          | 177          | 232          | 363          | 482          | 259           | 593           | 2555                        | X                          | X                  |            |
| <b>Madhya Pradesh</b>             |   |              |              |              |              |              |              |              |              |              |               |               | No. of sample villages: 533 |                            |                    |            |
| amusement                         | 0.06                                      | 0.09         | 0.11         | 0.23         | 0.21         | 0.22         | 0.33         | 0.43         | 0.54         | 1.01         | 1.03          | 1.22          | 0.37                        | 85                         | 519                |            |
| goods personal care               | 0.08                                      | 0.22         | 0.26         | 0.27         | 0.40         | 0.71         | 0.69         | 0.67         | 1.07         | 1.09         | 1.41          | 1.36          | 0.59                        | 117                        | 683                |            |
| toilet articles                   | 2.20                                      | 3.40         | 3.67         | 4.86         | 5.36         | 6.35         | 7.10         | 7.76         | 8.69         | 9.43         | 12.22         | 12.98         | 6.29                        | 967                        | 5157               |            |
| sundry articles                   | 2.62                                      | 3.63         | 4.13         | 4.72         | 5.45         | 6.27         | 6.41         | 7.32         | 8.10         | 9.72         | 12.01         | 14.71         | 6.29                        | 990                        | 5264               |            |
| <b>misc. consumer goods</b>       | <b>4.95</b>                               | <b>7.34</b>  | <b>8.17</b>  | <b>10.08</b> | <b>11.41</b> | <b>13.54</b> | <b>14.53</b> | <b>16.19</b> | <b>18.40</b> | <b>21.24</b> | <b>26.67</b>  | <b>30.27</b>  | <b>13.54</b>                | <b>995</b>                 | <b>5289</b>        |            |
| consumer services                 | 2.28                                      | 2.81         | 3.05         | 3.20         | 3.64         | 4.40         | 5.51         | 6.00         | 7.73         | 10.19        | 13.50         | 24.91         | 5.71                        | 822                        | 4467               |            |
| conveyance                        | 0.77                                      | 0.84         | 1.22         | 1.22         | 1.69         | 2.06         | 2.44         | 3.41         | 4.64         | 7.43         | 14.48         | 20.87         | 3.48                        | 330                        | 1971               |            |
| <b>misc. consumer services</b>    | <b>3.05</b>                               | <b>3.65</b>  | <b>4.28</b>  | <b>4.42</b>  | <b>5.33</b>  | <b>6.46</b>  | <b>7.95</b>  | <b>9.41</b>  | <b>12.37</b> | <b>17.61</b> | <b>27.98</b>  | <b>45.78</b>  | <b>9.19</b>                 | <b>847</b>                 | <b>4595</b>        |            |
| rent                              | 0.01                                      | 0.01         | 0.06         | 0.09         | 0.39         | 0.03         | 0.01         | 0.07         | 0.53         | 0.48         | 1.17          | 4.10          | 0.32                        | 34                         | 173                |            |
| consumer tax & cesses             | 0.01                                      | 0.02         | 0.03         | 0.04         | 0.06         | 0.03         | 0.05         | 0.07         | 0.08         | 0.10         | 0.11          | 0.21          | 0.06                        | 47                         | 266                |            |
| <b>misc. goods &amp; services</b> | <b>8.02</b>                               | <b>11.02</b> | <b>12.54</b> | <b>14.63</b> | <b>17.20</b> | <b>20.05</b> | <b>22.54</b> | <b>25.73</b> | <b>31.37</b> | <b>39.43</b> | <b>55.94</b>  | <b>80.36</b>  | <b>23.10</b>                | <b>996</b>                 | <b>5295</b>        |            |
| educational expenses              | 0.26                                      | 0.76         | 0.70         | 1.00         | 1.30         | 2.07         | 2.19         | 3.04         | 3.81         | 4.16         | 8.00          | 7.74          | 2.28                        | 407                        | 2362               |            |
| medical : non-instnl.             | 2.00                                      | 3.15         | 4.15         | 5.65         | 7.50         | 7.99         | 9.78         | 15.76        | 16.98        | 25.58        | 32.84         | 67.44         | 12.17                       | 471                        | 2593               |            |
| medical:institutional             | 0.01                                      | 0.03         | 0.10         | 0.17         | 0.34         | 0.38         | 0.96         | 1.24         | 2.07         | 2.09         | 4.78          | 18.65         | 1.41                        | 136                        | 740                |            |
| <b>medical:total</b>              | <b>2.01</b>                               | <b>3.18</b>  | <b>4.25</b>  | <b>5.82</b>  | <b>7.84</b>  | <b>8.37</b>  | <b>10.74</b> | <b>17.00</b> | <b>19.05</b> | <b>27.68</b> | <b>37.62</b>  | <b>86.09</b>  | <b>13.58</b>                | <b>556</b>                 | <b>3051</b>        |            |
| <b>total</b>                      | <b>10.28</b>                              | <b>14.96</b> | <b>17.49</b> | <b>21.45</b> | <b>26.33</b> | <b>30.49</b> | <b>35.47</b> | <b>45.77</b> | <b>54.23</b> | <b>71.26</b> | <b>101.56</b> | <b>174.20</b> | <b>38.96</b>                | <b>996</b>                 | <b>5297</b>        |            |
| sample households                 | 317                                       | 333          | 483          | 635          | 444          | 521          | 503          | 461          | 518          | 527          | 268           | 303           | 5313                        | X                          | X                  |            |

Table (6): Expenditure (Rs) on items of educational, medical and miscellaneous goods &amp; services per person for a period of 30 days for each monthly per capita expenditure class

| item                              | monthly per capita expenditure class (Rs) |              |              |              |              |              |              |              |              |              |              |               |              | RURAL                       |             |
|-----------------------------------|---|--------------|--------------|--------------|--------------|--------------|--------------|--------------|--------------|--------------|--------------|---------------|--------------|-----------------------------|-------------|
|                                   | <120                                      | 120-140      | 140-165      | 165-190      | 190-210      | 210-235      | 235-265      | 265-300      | 300-355      | 355-455      | 455-560      | 560 or more   | all          | hhs. reporting consumption  |             |
|                                   | (2)                                       | (3)          | (4)          | (5)          | (6)          | (7)          | (8)          | (9)          | (10)         | (11)         | (12)         | (13)          | (14)         | estd. no. per 1000          | sample no.  |
| <b>Maharashtra</b>                |   |              |              |              |              |              |              |              |              |              |              |               |              | No. of sample villages: 445 |             |
| amusement                         | 0.04                                      | 0.18         | 0.14         | 0.20         | 0.28         | 0.45         | 0.40         | 0.49         | 0.71         | 1.18         | 1.76         | 3.37          | 0.62         | 143                         | 715         |
| goods personal care               | 0.10                                      | 0.28         | 0.34         | 0.25         | 0.30         | 0.35         | 0.27         | 0.31         | 0.62         | 0.64         | 0.77         | 3.57          | 0.53         | 100                         | 508         |
| toilet articles                   | 2.55                                      | 3.71         | 4.37         | 5.02         | 5.81         | 6.28         | 7.11         | 7.73         | 8.31         | 9.65         | 11.94        | 16.16         | 6.90         | 982                         | 4373        |
| sundry articles                   | 2.78                                      | 3.66         | 4.56         | 4.95         | 5.64         | 5.88         | 6.53         | 7.54         | 8.33         | 9.31         | 11.48        | 16.60         | 6.78         | 984                         | 4377        |
| <b>misc. consumer goods</b>       | <b>5.48</b>                               | <b>7.83</b>  | <b>9.41</b>  | <b>10.42</b> | <b>12.03</b> | <b>12.96</b> | <b>14.31</b> | <b>16.07</b> | <b>17.97</b> | <b>20.78</b> | <b>25.95</b> | <b>39.69</b>  | <b>14.84</b> | <b>988</b>                  | <b>4395</b> |
| consumer services                 | 3.60                                      | 4.86         | 5.12         | 5.60         | 6.00         | 7.00         | 6.67         | 8.56         | 9.23         | 11.96        | 16.78        | 29.79         | 8.51         | 969                         | 4319        |
| conveyance                        | 1.64                                      | 2.26         | 2.81         | 3.52         | 4.94         | 5.67         | 7.85         | 9.81         | 11.95        | 16.13        | 20.76        | 46.12         | 9.37         | 635                         | 2977        |
| <b>misc. consumer service</b>     | <b>5.24</b>                               | <b>7.12</b>  | <b>7.93</b>  | <b>9.12</b>  | <b>10.94</b> | <b>12.66</b> | <b>14.52</b> | <b>18.37</b> | <b>21.18</b> | <b>28.09</b> | <b>37.54</b> | <b>75.91</b>  | <b>17.89</b> | <b>979</b>                  | <b>4360</b> |
| rent                              | 0.19                                      | 0.29         | 0.35         | 0.21         | 0.09         | 0.33         | 0.58         | 1.30         | 2.37         | 3.38         | 4.58         | 12.44         | 1.67         | 91                          | 394         |
| consumer tax & cesses             | 0.34                                      | 0.57         | 0.44         | 0.61         | 0.65         | 0.85         | 0.93         | 1.09         | 1.18         | 1.77         | 1.85         | 2.76          | 0.99         | 623                         | 2856        |
| <b>misc. goods &amp; services</b> | <b>11.26</b>                              | <b>15.80</b> | <b>18.13</b> | <b>20.35</b> | <b>23.71</b> | <b>26.80</b> | <b>30.34</b> | <b>36.83</b> | <b>42.70</b> | <b>54.02</b> | <b>69.91</b> | <b>130.81</b> | <b>35.38</b> | <b>989</b>                  | <b>4402</b> |
| educational expenses              | 0.45                                      | 0.89         | 0.66         | 1.23         | 1.51         | 1.60         | 2.13         | 3.31         | 3.75         | 4.78         | 8.37         | 14.32         | 2.95         | 549                         | 2576        |
| medical : non-instnl.             | 2.43                                      | 5.68         | 6.23         | 7.76         | 8.04         | 10.69        | 10.49        | 13.78        | 17.87        | 19.82        | 29.53        | 40.62         | 12.82        | 509                         | 2389        |
| medical:institutional             | 0.13                                      | 0.23         | 0.12         | 0.35         | 0.72         | 1.10         | 2.40         | 0.49         | 3.44         | 8.36         | 9.60         | 42.23         | 4.17         | 95                          | 461         |
| <b>medical:total</b>              | <b>2.56</b>                               | <b>5.91</b>  | <b>6.35</b>  | <b>8.11</b>  | <b>8.76</b>  | <b>11.79</b> | <b>12.89</b> | <b>14.27</b> | <b>21.31</b> | <b>28.19</b> | <b>39.13</b> | <b>82.85</b>  | <b>16.99</b> | <b>558</b>                  | <b>2613</b> |
| <b>total</b>                      | <b>14.27</b>                              | <b>22.61</b> | <b>25.14</b> | <b>29.69</b> | <b>33.98</b> | <b>40.19</b> | <b>45.36</b> | <b>54.41</b> | <b>67.77</b> | <b>86.99</b> | <b>#####</b> | <b>227.97</b> | <b>55.32</b> | <b>992</b>                  | <b>4413</b> |
| sample households                 | 245                                       | 201          | 389          | 442          | 310          | 380          | 433          | 388          | 502          | 476          | 281          | 393           | 4440         | X                           | X           |
| <b>Orissa</b>                     |   |              |              |              |              |              |              |              |              |              |              |               |              | No. of sample villages: 335 |             |
| amusement                         | 0.02                                      | 0.03         | 0.06         | 0.14         | 0.17         | 0.14         | 0.25         | 0.41         | 0.72         | 1.86         | 2.46         | 3.86          | 0.37         | 76                          | 288         |
| goods personal care               | 0.08                                      | 0.16         | 0.15         | 0.16         | 0.22         | 0.37         | 0.46         | 0.33         | 1.11         | 1.88         | 1.36         | 2.52          | 0.43         | 119                         | 450         |
| toilet articles                   | 2.09                                      | 2.73         | 3.18         | 3.94         | 4.33         | 4.74         | 5.11         | 5.71         | 6.45         | 9.41         | 9.49         | 15.46         | 4.64         | 985                         | 3297        |
| sundry articles                   | 1.16                                      | 1.76         | 2.00         | 2.64         | 3.27         | 3.40         | 3.74         | 4.52         | 5.01         | 6.22         | 6.56         | 11.24         | 3.26         | 960                         | 3227        |
| <b>misc. consumer goods</b>       | <b>3.35</b>                               | <b>4.69</b>  | <b>5.38</b>  | <b>6.89</b>  | <b>7.99</b>  | <b>8.66</b>  | <b>9.56</b>  | <b>10.96</b> | <b>13.29</b> | <b>19.37</b> | <b>19.87</b> | <b>33.08</b>  | <b>8.70</b>  | <b>994</b>                  | <b>3325</b> |
| consumer services                 | 0.44                                      | 0.60         | 0.90         | 0.94         | 1.26         | 1.54         | 1.96         | 2.24         | 4.29         | 5.85         | 8.89         | 21.34         | 2.13         | 568                         | 1957        |
| conveyance                        | 0.68                                      | 0.55         | 0.67         | 1.04         | 0.88         | 1.61         | 2.28         | 3.65         | 4.26         | 7.00         | 13.93        | 26.44         | 2.45         | 288                         | 1138        |
| <b>misc. consumer service</b>     | <b>1.12</b>                               | <b>1.15</b>  | <b>1.58</b>  | <b>1.98</b>  | <b>2.14</b>  | <b>3.15</b>  | <b>4.24</b>  | <b>5.89</b>  | <b>8.55</b>  | <b>12.85</b> | <b>22.82</b> | <b>47.79</b>  | <b>4.57</b>  | <b>649</b>                  | <b>2247</b> |
| rent                              | 0.00                                      | 0.04         | 0.01         | 0.06         | 0.04         | 0.18         | 0.05         | 0.25         | 0.45         | 1.17         | 4.75         | 18.16         | 0.58         | 89                          | 336         |
| consumer tax & cesses             | 0.01                                      | 0.03         | 0.02         | 0.05         | 0.02         | 0.07         | 0.06         | 0.07         | 0.06         | 0.18         | 0.11         | 0.31          | 0.05         | 68                          | 269         |
| <b>misc. goods &amp; services</b> | <b>4.48</b>                               | <b>5.92</b>  | <b>6.98</b>  | <b>8.97</b>  | <b>10.19</b> | <b>12.06</b> | <b>13.90</b> | <b>17.18</b> | <b>22.35</b> | <b>33.57</b> | <b>47.56</b> | <b>99.34</b>  | <b>13.90</b> | <b>995</b>                  | <b>3327</b> |
| educational expenses              | 0.14                                      | 0.54         | 1.01         | 1.78         | 2.91         | 2.79         | 3.99         | 6.13         | 7.07         | 10.95        | 8.97         | 28.21         | 3.54         | 436                         | 1575        |
| medical : non-instnl.             | 1.05                                      | 1.81         | 2.02         | 2.87         | 5.25         | 4.77         | 8.33         | 10.90        | 13.47        | 15.15        | 20.55        | 48.61         | 6.45         | 352                         | 1267        |
| medical:institutional             | 0.35                                      | 0.57         | 1.28         | 1.48         | 0.56         | 1.64         | 2.24         | 3.78         | 7.58         | 8.07         | 20.12        | 58.02         | 3.54         | 289                         | 1004        |
| <b>medical:total</b>              | <b>1.40</b>                               | <b>2.38</b>  | <b>3.31</b>  | <b>4.34</b>  | <b>5.81</b>  | <b>6.41</b>  | <b>10.57</b> | <b>14.68</b> | <b>21.05</b> | <b>23.23</b> | <b>40.67</b> | <b>106.63</b> | <b>9.99</b>  | <b>607</b>                  | <b>2154</b> |
| <b>total</b>                      | <b>6.02</b>                               | <b>8.84</b>  | <b>11.30</b> | <b>15.10</b> | <b>18.90</b> | <b>21.27</b> | <b>28.46</b> | <b>37.99</b> | <b>50.48</b> | <b>67.75</b> | <b>97.20</b> | <b>234.18</b> | <b>27.42</b> | <b>996</b>                  | <b>3328</b> |
| sample households                 | 249                                       | 255          | 416          | 403          | 347          | 355          | 303          | 249          | 282          | 235          | 111          | 133           | 3338         | X                           | X           |

Table (6): Expenditure (Rs) on items of educational, medical and miscellaneous goods &amp; services per person for a period of 30 days for each monthly per capita expenditure class

| item                              | monthly per capita expenditure class (Rs) |              |              |              |              |              |              |              |              |              |               |               |              | RURAL                       |             |
|-----------------------------------|---|--------------|--------------|--------------|--------------|--------------|--------------|--------------|--------------|--------------|---------------|---------------|--------------|-----------------------------|-------------|
|                                   | <120                                      | 120-140      | 140-165      | 165-190      | 190-210      | 210-235      | 235-265      | 265-300      | 300-355      | 355-455      | 455-560       | 560 or more   | all          | hhs. reporting consumption  |             |
|                                   | (2)                                       | (3)          | (4)          | (5)          | (6)          | (7)          | (8)          | (9)          | (10)         | (11)         | (12)          | (13)          | (14)         | estd. no. per 1000          | sample no.  |
|                                   | <b>Punjab</b>                             |              |              |              |              |              |              |              |              |              |               |               |              | No. of sample villages: 205 |             |
| amusement                         | 0.00                                      | 0.00         | 0.00         | 0.00         | 0.04         | 0.11         | 0.05         | 0.24         | 0.13         | 0.66         | 0.96          | 1.87          | 0.65         | 64                          | 160         |
| goods personal care               | 0.00                                      | 0.00         | 0.00         | 0.07         | 0.22         | 0.00         | 0.21         | 0.37         | 0.34         | 0.35         | 0.68          | 0.84          | 0.43         | 113                         | 278         |
| toilet articles                   | 1.19                                      | 5.16         | 4.22         | 3.96         | 5.27         | 4.89         | 6.97         | 7.73         | 8.59         | 10.36        | 12.24         | 14.89         | 9.81         | 991                         | 2032        |
| sundry articles                   | 4.12                                      | 6.12         | 5.45         | 5.70         | 7.31         | 7.74         | 8.69         | 10.20        | 10.62        | 12.56        | 14.64         | 17.98         | 12.16        | 993                         | 2031        |
| <b>misc. consumer goods</b>       | <b>5.31</b>                               | <b>11.28</b> | <b>9.67</b>  | <b>9.73</b>  | <b>12.84</b> | <b>12.74</b> | <b>15.91</b> | <b>18.54</b> | <b>19.68</b> | <b>23.93</b> | <b>28.52</b>  | <b>35.59</b>  | <b>23.05</b> | <b>997</b>                  | <b>2040</b> |
| consumer services                 | 0.81                                      | 2.63         | 2.02         | 3.44         | 2.96         | 3.02         | 3.37         | 3.94         | 4.76         | 6.78         | 10.64         | 24.60         | 8.95         | 859                         | 1824        |
| conveyance                        | 4.57                                      | 2.57         | 1.42         | 3.48         | 4.14         | 5.17         | 4.77         | 5.55         | 9.02         | 11.35        | 21.18         | 44.39         | 15.81        | 730                         | 1592        |
| misc. consumer services           | 5.38                                      | 5.19         | 3.44         | 6.91         | 7.10         | 8.20         | 8.13         | 9.49         | 13.78        | 18.13        | 31.82         | 68.99         | 24.76        | 934                         | 1949        |
| rent                              | 0.00                                      | 0.00         | 0.00         | 0.00         | 0.00         | 0.00         | 0.51         | 0.21         | 0.41         | 1.36         | 1.40          | 2.51          | 1.05         | 33                          | 49          |
| consumer tax & cesses             | 0.00                                      | 0.00         | 0.01         | 0.17         | 0.07         | 0.07         | 0.04         | 0.06         | 0.06         | 0.11         | 0.15          | 0.49          | 0.16         | 62                          | 165         |
| <b>misc. goods &amp; services</b> | <b>10.69</b>                              | <b>16.47</b> | <b>13.12</b> | <b>16.81</b> | <b>20.01</b> | <b>21.01</b> | <b>24.59</b> | <b>28.30</b> | <b>33.93</b> | <b>43.53</b> | <b>61.89</b>  | <b>107.58</b> | <b>49.01</b> | <b>998</b>                  | <b>2041</b> |
| educational expenses              | 0.00                                      | 0.64         | 1.06         | 2.62         | 3.24         | 2.83         | 5.20         | 4.12         | 6.10         | 9.32         | 10.87         | 23.98         | 9.79         | 572                         | 1228        |
| medical : non-instnl.             | 6.26                                      | 7.13         | 9.58         | 5.78         | 8.59         | 9.52         | 12.18        | 12.17        | 19.83        | 21.69        | 31.85         | 50.00         | 24.03        | 816                         | 1666        |
| medical:institutional             | 0.00                                      | 0.00         | 0.00         | 0.00         | 0.00         | 0.02         | 0.00         | 0.00         | 0.00         | 0.32         | 1.54          | 30.33         | 5.54         | 22                          | 50          |
| <b>medical:total</b>              | <b>6.26</b>                               | <b>7.13</b>  | <b>9.58</b>  | <b>5.78</b>  | <b>8.59</b>  | <b>9.54</b>  | <b>12.18</b> | <b>12.17</b> | <b>19.83</b> | <b>22.00</b> | <b>33.38</b>  | <b>80.33</b>  | <b>29.57</b> | <b>822</b>                  | <b>1677</b> |
| <b>total</b>                      | <b>16.95</b>                              | <b>24.24</b> | <b>23.76</b> | <b>25.21</b> | <b>31.85</b> | <b>33.38</b> | <b>41.97</b> | <b>44.58</b> | <b>59.86</b> | <b>74.86</b> | <b>106.14</b> | <b>211.88</b> | <b>88.37</b> | <b>998</b>                  | <b>2041</b> |
| sample households                 | 2   | 7            | 23           | 37           | 39           | 88           | 143          | 187          | 280          | 448          | 281           | 511           | 2046         | X                           | X           |
|                                   | <b>Rajasthan</b>                          |              |              |              |              |              |              |              |              |              |               |               |              | No. of sample villages: 312 |             |
| amusement                         | 0.00                                      | 0.00         | 0.00         | 0.08         | 0.09         | 0.17         | 0.24         | 0.16         | 0.29         | 0.68         | 1.24          | 5.32          | 0.64         | 56                          | 182         |
| goods personal care               | 0.09                                      | 0.45         | 0.34         | 0.34         | 0.41         | 0.35         | 0.48         | 0.65         | 0.60         | 0.72         | 0.74          | 2.19          | 0.64         | 150                         | 503         |
| toilet articles                   | 1.73                                      | 1.49         | 2.46         | 2.37         | 2.92         | 3.22         | 3.96         | 4.33         | 4.95         | 6.10         | 7.14          | 10.69         | 4.68         | 897                         | 2807        |
| sundry articles                   | 3.96                                      | 3.89         | 4.84         | 5.44         | 6.27         | 6.75         | 7.23         | 7.85         | 8.44         | 9.92         | 12.72         | 15.79         | 8.31         | 992                         | 3078        |
| <b>misc. consumer goods</b>       | <b>5.79</b>                               | <b>5.83</b>  | <b>7.64</b>  | <b>8.23</b>  | <b>9.68</b>  | <b>10.50</b> | <b>11.91</b> | <b>12.99</b> | <b>14.28</b> | <b>17.42</b> | <b>21.84</b>  | <b>33.99</b>  | <b>14.27</b> | <b>996</b>                  | <b>3088</b> |
| consumer services                 | 3.46                                      | 3.43         | 4.14         | 4.89         | 5.05         | 6.30         | 6.37         | 7.24         | 8.91         | 13.05        | 14.10         | 113.91        | 14.55        | 957                         | 2987        |
| conveyance                        | 0.62                                      | 2.22         | 2.36         | 2.99         | 3.08         | 3.86         | 4.46         | 5.06         | 6.20         | 8.58         | 13.29         | 35.92         | 7.50         | 603                         | 1909        |
| <b>misc. consumer services</b>    | <b>4.07</b>                               | <b>5.66</b>  | <b>6.50</b>  | <b>7.88</b>  | <b>8.13</b>  | <b>10.15</b> | <b>10.83</b> | <b>12.30</b> | <b>15.10</b> | <b>21.63</b> | <b>27.38</b>  | <b>149.83</b> | <b>22.04</b> | <b>974</b>                  | <b>3028</b> |
| rent                              | 0.01                                      | 0.00         | 0.00         | 0.21         | 0.67         | 0.50         | 0.03         | 0.04         | 0.20         | 0.74         | 1.52          | 3.24          | 0.58         | 25                          | 48          |
| consumer tax & cesses             | 0.00                                      | 0.17         | 0.07         | 0.20         | 0.21         | 0.22         | 0.31         | 0.36         | 0.42         | 0.44         | 0.36          | 0.55          | 0.32         | 112                         | 378         |
| <b>misc. goods &amp; services</b> | <b>9.87</b>                               | <b>11.66</b> | <b>14.21</b> | <b>16.52</b> | <b>18.69</b> | <b>21.37</b> | <b>23.08</b> | <b>25.70</b> | <b>30.01</b> | <b>40.23</b> | <b>51.11</b>  | <b>187.61</b> | <b>37.21</b> | <b>998</b>                  | <b>3093</b> |
| educational expenses              | 0.16                                      | 0.22         | 0.45         | 1.05         | 1.05         | 1.58         | 1.10         | 2.10         | 2.46         | 4.46         | 6.37          | 10.23         | 2.85         | 477                         | 1577        |
| medical : non-instnl.             | 4.12                                      | 3.99         | 5.88         | 4.92         | 5.08         | 5.08         | 7.14         | 9.42         | 10.11        | 15.73        | 26.66         | 51.27         | 12.58        | 446                         | 1414        |
| medical:institutional             | 0.00                                      | 0.00         | 0.00         | 0.00         | 0.11         | 0.06         | 0.20         | 0.26         | 1.27         | 1.37         | 3.37          | 11.54         | 1.42         | 61                          | 190         |
| <b>medical:total</b>              | <b>4.12</b>                               | <b>3.99</b>  | <b>5.88</b>  | <b>4.92</b>  | <b>5.19</b>  | <b>5.14</b>  | <b>7.33</b>  | <b>9.68</b>  | <b>11.38</b> | <b>17.10</b> | <b>30.03</b>  | <b>62.82</b>  | <b>14.00</b> | <b>488</b>                  | <b>1538</b> |
| <b>total</b>                      | <b>14.16</b>                              | <b>15.87</b> | <b>20.55</b> | <b>22.48</b> | <b>24.93</b> | <b>28.09</b> | <b>31.51</b> | <b>37.47</b> | <b>43.85</b> | <b>61.79</b> | <b>87.51</b>  | <b>260.66</b> | <b>54.06</b> | <b>998</b>                  | <b>3093</b> |
| sample households                 | 31  | 58           | 108          | 178          | 195          | 266          | 321          | 344          | 465          | 542          | 288           | 301           | 3097         | X                           | X           |

**Table (6): Expenditure (Rs) on items of educational, medical and miscellaneous goods & services per person for a period of 30 days for each monthly per capita expenditure class**

| item                              | monthly per capita expenditure class (Rs) |              |              |              |              |              |              |              |              |              |              |              |              | hhs. reporting consumption |             |
|-----------------------------------|---|--------------|--------------|--------------|--------------|--------------|--------------|--------------|--------------|--------------|--------------|--------------|--------------|----------------------------|-------------|
|                                   | <120                                      | 120-140      | 140-165      | 165-190      | 190-210      | 210-235      | 235-265      | 265-300      | 300-355      | 355-455      | 455-560      | 560 or more  | all          | estd. no. per 1000         | sample no.  |
|                                   | (2)                                       | (3)          | (4)          | (5)          | (6)          | (7)          | (8)          | (9)          | (10)         | (11)         | (12)         | (13)         | (14)         | (15)                       | (16)        |
| <b>Tamil Nadu</b>                 |   |              |              |              |              |              |              |              |              |              |              |              |              |                            |             |
| No. of sample villages: 391       |   |              |              |              |              |              |              |              |              |              |              |              |              |                            |             |
| amusement                         | 0.52                                      | 0.72         | 0.92         | 1.44         | 1.59         | 1.45         | 1.91         | 2.43         | 2.83         | 3.14         | 3.16         | 5.63         | 2.11         | 516                        | 2027        |
| goods personal care               | 0.01                                      | 0.01         | 0.02         | 0.04         | 0.06         | 0.10         | 0.10         | 0.07         | 0.07         | 0.43         | 0.76         | 2.14         | 0.26         | 35                         | 167         |
| toilet articles                   | 3.61                                      | 4.23         | 4.85         | 5.70         | 6.52         | 6.69         | 7.55         | 8.51         | 9.46         | 11.65        | 13.24        | 17.45        | 8.12         | 982                        | 3838        |
| sundry articles                   | 2.45                                      | 2.99         | 3.45         | 4.13         | 4.91         | 5.12         | 5.95         | 6.78         | 7.57         | 9.78         | 11.64        | 19.80        | 6.76         | 978                        | 3827        |
| <b>misc. consumer goods</b>       | <b>6.58</b>                               | <b>7.96</b>  | <b>9.25</b>  | <b>11.31</b> | <b>13.07</b> | <b>13.36</b> | <b>15.51</b> | <b>17.80</b> | <b>19.93</b> | <b>25.00</b> | <b>28.79</b> | <b>45.02</b> | <b>17.26</b> | <b>988</b>                 | <b>3862</b> |
| consumer services                 | 1.39                                      | 1.54         | 2.06         | 2.45         | 2.78         | 3.41         | 3.80         | 5.49         | 5.43         | 7.35         | 10.30        | 27.37        | 5.58         | 862                        | 3437        |
| conveyance                        | 2.01                                      | 2.16         | 2.91         | 4.71         | 5.30         | 5.96         | 7.65         | 8.41         | 10.69        | 16.98        | 21.93        | 51.01        | 10.60        | 848                        | 3344        |
| <b>misc. consumer services</b>    | <b>3.40</b>                               | <b>3.69</b>  | <b>4.97</b>  | <b>7.15</b>  | <b>8.08</b>  | <b>9.37</b>  | <b>11.45</b> | <b>13.91</b> | <b>16.12</b> | <b>24.32</b> | <b>32.23</b> | <b>78.38</b> | <b>16.18</b> | <b>946</b>                 | <b>3709</b> |
| rent                              | 0.05                                      | 0.13         | 0.10         | 0.37         | 0.17         | 0.90         | 1.64         | 1.55         | 3.87         | 3.73         | 11.53        | 28.92        | 3.61         | 84                         | 264         |
| consumer tax & cesses             | 0.21                                      | 0.30         | 0.29         | 0.28         | 0.31         | 0.37         | 0.46         | 0.53         | 0.65         | 1.30         | 1.86         | 2.49         | 0.68         | 716                        | 2869        |
| <b>misc. goods &amp; services</b> | <b>10.25</b>                              | <b>12.08</b> | <b>14.61</b> | <b>19.11</b> | <b>21.63</b> | <b>24.01</b> | <b>29.06</b> | <b>33.78</b> | <b>40.57</b> | <b>54.35</b> | <b>74.41</b> | <b>#####</b> | <b>37.73</b> | <b>991</b>                 | <b>3868</b> |
| educational expenses              | 0.60                                      | 0.48         | 0.81         | 1.05         | 1.18         | 1.78         | 1.89         | 3.29         | 4.64         | 4.01         | 11.36        | 21.56        | 3.81         | 473                        | 1948        |
| medical : non-instnl.             | 2.13                                      | 1.75         | 3.69         | 5.30         | 7.34         | 7.09         | 8.42         | 12.14        | 15.44        | 19.43        | 29.93        | 34.48        | 11.55        | 492                        | 1981        |
| medical:institutional             | 0.00                                      | 0.13         | 0.00         | 0.11         | 0.04         | 0.71         | 0.59         | 0.92         | 3.67         | 2.23         | 8.75         | 43.75        | 3.98         | 78                         | 328         |
| <b>medical:total</b>              | <b>2.13</b>                               | <b>1.88</b>  | <b>3.69</b>  | <b>5.41</b>  | <b>7.37</b>  | <b>7.80</b>  | <b>9.01</b>  | <b>13.05</b> | <b>19.11</b> | <b>21.66</b> | <b>38.67</b> | <b>78.22</b> | <b>15.54</b> | <b>530</b>                 | <b>2131</b> |
| <b>total</b>                      | <b>12.98</b>                              | <b>14.44</b> | <b>19.11</b> | <b>25.58</b> | <b>30.19</b> | <b>33.60</b> | <b>39.95</b> | <b>50.13</b> | <b>64.32</b> | <b>80.03</b> | <b>#####</b> | <b>#####</b> | <b>57.08</b> | <b>991</b>                 | <b>3869</b> |
| sample households                 | 152                                       | 146          | 249          | 350          | 271          | 377          | 398          | 393          | 437          | 457          | 275          | 396          | 3901         | X                          | X           |
| <b>Uttar Pradesh</b>              |   |              |              |              |              |              |              |              |              |              |              |              |              |                            |             |
| No. of sample villages: 902       |   |              |              |              |              |              |              |              |              |              |              |              |              |                            |             |
| amusement                         | 0.05                                      | 0.10         | 0.17         | 0.20         | 0.26         | 0.37         | 0.44         | 0.47         | 0.68         | 1.02         | 1.64         | 2.89         | 0.58         | 104                        | 1101        |
| goods personal care               | 0.11                                      | 0.18         | 0.24         | 0.27         | 0.38         | 0.57         | 0.42         | 0.74         | 0.74         | 1.11         | 1.60         | 2.60         | 0.66         | 140                        | 1497        |
| toilet articles                   | 1.99                                      | 2.67         | 3.33         | 3.83         | 4.22         | 4.94         | 5.50         | 6.11         | 7.03         | 8.01         | 10.07        | 13.20        | 5.61         | 955                        | 8673        |
| sundry articles                   | 2.29                                      | 2.98         | 3.51         | 4.09         | 4.55         | 5.10         | 5.57         | 6.32         | 7.06         | 8.46         | 10.40        | 14.37        | 5.88         | 989                        | 8940        |
| <b>misc. consumer goods</b>       | <b>4.43</b>                               | <b>5.93</b>  | <b>7.24</b>  | <b>8.39</b>  | <b>9.42</b>  | <b>10.98</b> | <b>11.93</b> | <b>13.64</b> | <b>15.52</b> | <b>18.60</b> | <b>23.71</b> | <b>33.05</b> | <b>12.73</b> | <b>993</b>                 | <b>8965</b> |
| consumer services                 | 2.56                                      | 3.20         | 3.69         | 4.51         | 4.97         | 5.56         | 6.41         | 7.41         | 8.76         | 12.39        | 17.82        | 29.50        | 7.88         | 979                        | 8855        |
| conveyance                        | 0.59                                      | 0.86         | 1.20         | 1.97         | 1.96         | 2.81         | 3.51         | 4.11         | 6.46         | 9.33         | 14.23        | 30.39        | 5.31         | 463                        | 4524        |
| <b>misc. consumer services</b>    | <b>3.15</b>                               | <b>4.06</b>  | <b>4.90</b>  | <b>6.48</b>  | <b>6.92</b>  | <b>8.37</b>  | <b>9.92</b>  | <b>11.53</b> | <b>15.22</b> | <b>21.72</b> | <b>32.05</b> | <b>59.90</b> | <b>13.20</b> | <b>985</b>                 | <b>8894</b> |
| rent                              | 0.00                                      | 0.05         | 0.00         | 0.01         | 0.02         | 0.06         | 0.04         | 0.03         | 0.28         | 0.24         | 2.41         | 3.92         | 0.38         | 13                         | 99          |
| consumer tax & cesses             | 0.00                                      | 0.01         | 0.01         | 0.00         | 0.01         | 0.02         | 0.03         | 0.02         | 0.03         | 0.08         | 0.07         | 0.62         | 0.05         | 13                         | 147         |
| <b>misc. goods &amp; services</b> | <b>7.58</b>                               | <b>10.05</b> | <b>12.15</b> | <b>14.88</b> | <b>16.37</b> | <b>19.43</b> | <b>21.90</b> | <b>25.22</b> | <b>31.05</b> | <b>40.64</b> | <b>58.24</b> | <b>97.49</b> | <b>26.36</b> | <b>996</b>                 | <b>8989</b> |
| educational expenses              | 0.96                                      | 1.35         | 1.83         | 2.13         | 2.14         | 3.27         | 3.83         | 3.98         | 5.34         | 7.27         | 13.89        | 15.39        | 4.47         | 490                        | 4844        |
| medical : non-instnl.             | 3.30                                      | 4.54         | 6.48         | 8.03         | 9.96         | 11.27        | 13.51        | 17.83        | 18.62        | 29.49        | 36.15        | 74.57        | 17.07        | 679                        | 6259        |
| medical:institutional             | 0.00                                      | 0.00         | 0.01         | 0.00         | 0.01         | 0.06         | 0.42         | 0.13         | 0.49         | 0.27         | 3.24         | 34.25        | 1.96         | 23                         | 233         |
| <b>medical:total</b>              | <b>3.30</b>                               | <b>4.54</b>  | <b>6.49</b>  | <b>8.03</b>  | <b>9.96</b>  | <b>11.34</b> | <b>13.92</b> | <b>17.96</b> | <b>19.11</b> | <b>29.76</b> | <b>39.39</b> | <b>#####</b> | <b>19.04</b> | <b>687</b>                 | <b>6331</b> |
| <b>total</b>                      | <b>11.85</b>                              | <b>15.94</b> | <b>20.47</b> | <b>25.04</b> | <b>28.47</b> | <b>34.04</b> | <b>39.65</b> | <b>47.16</b> | <b>55.51</b> | <b>77.68</b> | <b>#####</b> | <b>#####</b> | <b>49.87</b> | <b>997</b>                 | <b>8991</b> |
| sample households                 | 357                                       | 461          | 744          | 807          | 665          | 808          | 916          | 884          | 1005         | 1046         | 566          | 751          | 9010         | X                          | X           |

Table (6): Expenditure (Rs) on items of educational, medical and miscellaneous goods &amp; services per person for a period of 30 days for each monthly per capita expenditure class

| item                              | monthly per capita expenditure class (Rs) |              |              |              |              |              |              |              |              |              |               |               | hhs. reporting consumption  |                    |             |
|-----------------------------------|---|--------------|--------------|--------------|--------------|--------------|--------------|--------------|--------------|--------------|---------------|---------------|-----------------------------|--------------------|-------------|
|                                   | <120                                      | 120-140      | 140-165      | 165-190      | 190-210      | 210-235      | 235-265      | 265-300      | 300-355      | 355-455      | 455-560       | 560 or more   | all                         | estd. no. per 1000 | sample no.  |
| (1)                               | (2)                                       | (3)          | (4)          | (5)          | (6)          | (7)          | (8)          | (9)          | (10)         | (11)         | (12)          | (13)          | (14)                        | (15)               | (16)        |
| <b>West Bengal</b>                |   |              |              |              |              |              |              |              |              |              |               |               | No. of sample villages: 448 |                    |             |
| amusement                         | 0.12                                      | 0.21         | 0.32         | 0.63         | 0.53         | 0.68         | 0.76         | 1.01         | 1.21         | 1.73         | 1.86          | 4.29          | 0.98                        | 304                | 1499        |
| goods personal care               | 0.10                                      | 0.06         | 0.13         | 0.15         | 0.32         | 0.48         | 0.42         | 0.74         | 0.82         | 0.94         | 1.72          | 3.02          | 0.62                        | 158                | 815         |
| toilet articles                   | 1.73                                      | 2.45         | 2.75         | 3.60         | 3.87         | 4.38         | 5.20         | 6.15         | 7.11         | 8.60         | 10.82         | 166.46        | 11.18                       | 987                | 4432        |
| sundry articles                   | 1.55                                      | 1.76         | 2.18         | 2.63         | 2.98         | 3.55         | 4.08         | 4.49         | 5.42         | 6.67         | 7.95          | 11.73         | 4.31                        | 996                | 4464        |
| <b>misc. consumer goods</b>       | <b>3.50</b>                               | <b>4.47</b>  | <b>5.38</b>  | <b>7.02</b>  | <b>7.70</b>  | <b>9.09</b>  | <b>10.46</b> | <b>12.39</b> | <b>14.56</b> | <b>17.93</b> | <b>22.34</b>  | <b>185.50</b> | <b>17.09</b>                | <b>999</b>         | <b>4477</b> |
| consumer services                 | 1.12                                      | 1.28         | 1.68         | 1.89         | 2.43         | 2.84         | 2.93         | 3.81         | 5.05         | 6.62         | 9.62          | 27.01         | 4.37                        | 897                | 4059        |
| conveyance                        | 0.69                                      | 0.65         | 0.98         | 1.49         | 1.84         | 2.12         | 2.94         | 3.69         | 4.79         | 5.66         | 10.95         | 22.69         | 3.86                        | 570                | 2740        |
| <b>misc. consumer service</b>     | <b>1.80</b>                               | <b>1.93</b>  | <b>2.66</b>  | <b>3.38</b>  | <b>4.27</b>  | <b>4.96</b>  | <b>5.87</b>  | <b>7.51</b>  | <b>9.84</b>  | <b>12.28</b> | <b>20.56</b>  | <b>49.69</b>  | <b>8.23</b>                 | <b>925</b>         | <b>4188</b> |
| rent                              | 0.00                                      | 0.00         | 0.00         | 0.05         | 0.04         | 0.13         | 0.08         | 0.36         | 0.23         | 0.43         | 1.36          | 5.43          | 0.40                        | 43                 | 204         |
| consumer tax & cesses             | 0.03                                      | 0.03         | 0.02         | 0.03         | 0.04         | 0.06         | 0.08         | 0.08         | 0.08         | 0.13         | 0.36          | 0.55          | 0.09                        | 249                | 1213        |
| <b>misc. goods &amp; services</b> | <b>5.33</b>                               | <b>6.42</b>  | <b>8.07</b>  | <b>10.48</b> | <b>12.06</b> | <b>14.24</b> | <b>16.49</b> | <b>20.34</b> | <b>24.71</b> | <b>30.77</b> | <b>44.62</b>  | <b>241.17</b> | <b>25.81</b>                | <b>999</b>         | <b>4478</b> |
| educational expenses              | 0.59                                      | 0.97         | 0.94         | 1.39         | 1.89         | 2.78         | 3.18         | 4.89         | 7.46         | 11.34        | 20.11         | 34.20         | 5.70                        | 551                | 2647        |
| medical : non-instnl.             | 1.97                                      | 3.30         | 4.49         | 5.27         | 7.10         | 8.03         | 11.45        | 13.00        | 19.29        | 26.04        | 35.77         | 56.33         | 13.81                       | 618                | 2839        |
| medical:institutional             | 0.00                                      | 0.00         | 0.22         | 0.03         | 0.07         | 0.39         | 0.17         | 0.17         | 0.59         | 2.04         | 2.30          | 14.79         | 1.00                        | 35                 | 174         |
| <b>medical:total</b>              | <b>1.97</b>                               | <b>3.30</b>  | <b>4.71</b>  | <b>5.30</b>  | <b>7.17</b>  | <b>8.42</b>  | <b>11.62</b> | <b>13.18</b> | <b>19.88</b> | <b>28.08</b> | <b>38.07</b>  | <b>71.12</b>  | <b>14.81</b>                | <b>632</b>         | <b>2900</b> |
| <b>total</b>                      | <b>7.89</b>                               | <b>10.69</b> | <b>13.71</b> | <b>17.17</b> | <b>21.12</b> | <b>25.44</b> | <b>31.28</b> | <b>38.41</b> | <b>52.05</b> | <b>70.19</b> | <b>102.80</b> | <b>346.49</b> | <b>46.32</b>                | <b>999</b>         | <b>4478</b> |
| sample households                 | 85  | 93           | 276          | 433          | 406          | 449          | 577          | 491          | 570          | 524          | 258           | 318           | 4480                        | X                  | X           |

Table (6): Expenditure (Rs) on items of educational, medical and miscellaneous goods &amp; services per person for a period of 30 days for each monthly per capita expenditure class

| item                              | monthly per capita expenditure class (Rs) |              |              |              |              |              |              |               |               |               |               |               |                           | hhs. reporting consumption |             |
|-----------------------------------|---|--------------|--------------|--------------|--------------|--------------|--------------|---------------|---------------|---------------|---------------|---------------|---------------------------|----------------------------|-------------|
|                                   | <160                                      | 160-190      | 190-230      | 230-265      | 265-310      | 310-355      | 355-410      | 410-490       | 490-605       | 605-825       | 825-1055      | 1055 or more  | all                       | estd. no. per 1000         | sample no.  |
| (1)                               | (2)                                       | (3)          | (4)          | (5)          | (6)          | (7)          | (8)          | (9)           | (10)          | (11)          | (12)          | (13)          | (14)                      | (15)                       | (16)        |
| <b>Andhra Pradesh</b>             |   |              |              |              |              |              |              |               |               |               |               |               | No. of sample blocks: 365 |                            |             |
| amusement                         | 1.21                                      | 1.53         | 1.97         | 2.21         | 3.09         | 3.49         | 3.99         | 5.19          | 5.66          | 7.78          | 8.99          | 14.17         | 4.22                      | 652                        | 2293        |
| goods personal care               | 0.05                                      | 0.05         | 0.05         | 0.11         | 0.04         | 0.20         | 0.18         | 0.27          | 0.66          | 1.31          | 2.88          | 2.46          | 0.45                      | 57                         | 201         |
| toilet articles                   | 5.02                                      | 6.64         | 7.69         | 8.66         | 10.56        | 12.36        | 13.47        | 14.86         | 17.47         | 20.97         | 25.76         | 31.34         | 13.10                     | 992                        | 3616        |
| sundry articles                   | 2.86                                      | 4.15         | 4.84         | 5.69         | 6.56         | 7.89         | 8.48         | 9.38          | 11.17         | 13.48         | 15.40         | 21.73         | 8.34                      | 974                        | 3561        |
| <b>misc. consumer goods</b>       | <b>9.14</b>                               | <b>12.37</b> | <b>14.55</b> | <b>16.66</b> | <b>20.25</b> | <b>23.95</b> | <b>26.12</b> | <b>29.70</b>  | <b>34.96</b>  | <b>43.54</b>  | <b>53.02</b>  | <b>69.70</b>  | <b>26.11</b>              | <b>994</b>                 | <b>3623</b> |
| consumer services                 | 2.31                                      | 2.42         | 3.38         | 4.21         | 5.14         | 5.59         | 7.26         | 10.45         | 13.29         | 21.63         | 34.35         | 60.08         | 10.40                     | 898                        | 3329        |
| conveyance                        | 1.63                                      | 2.73         | 3.40         | 4.75         | 5.17         | 7.01         | 11.69        | 17.90         | 27.65         | 40.51         | 53.68         | 111.44        | 17.17                     | 593                        | 2269        |
| <b>misc. consumer services</b>    | <b>3.95</b>                               | <b>5.14</b>  | <b>6.78</b>  | <b>8.95</b>  | <b>10.31</b> | <b>12.61</b> | <b>18.95</b> | <b>28.35</b>  | <b>40.94</b>  | <b>62.14</b>  | <b>88.03</b>  | <b>171.53</b> | <b>27.57</b>              | <b>939</b>                 | <b>3459</b> |
| rent                              | 2.82                                      | 4.07         | 6.74         | 10.55        | 12.31        | 16.48        | 24.73        | 25.11         | 48.79         | 56.12         | 66.04         | 142.32        | 26.85                     | 401                        | 1544        |
| consumer tax & cesses             | 0.35                                      | 0.50         | 1.27         | 1.22         | 1.87         | 2.20         | 2.68         | 4.12          | 3.88          | 6.91          | 10.82         | 11.06         | 3.13                      | 357                        | 1387        |
| <b>misc. goods &amp; services</b> | <b>16.25</b>                              | <b>22.09</b> | <b>29.34</b> | <b>37.39</b> | <b>44.73</b> | <b>55.24</b> | <b>72.48</b> | <b>87.29</b>  | <b>128.57</b> | <b>168.72</b> | <b>217.91</b> | <b>394.61</b> | <b>83.65</b>              | <b>996</b>                 | <b>3630</b> |
| educational expenses              | 0.77                                      | 1.45         | 2.21         | 4.23         | 6.08         | 6.31         | 8.28         | 14.43         | 15.57         | 28.65         | 27.73         | 80.84         | 12.14                     | 441                        | 1704        |
| medical : non-instnl.             | 2.84                                      | 4.86         | 4.81         | 8.19         | 9.78         | 11.32        | 14.19        | 16.10         | 19.55         | 27.30         | 37.72         | 78.96         | 15.39                     | 525                        | 1838        |
| medical: institutional            | 0.03                                      | 0.39         | 0.61         | 0.19         | 1.62         | 2.86         | 0.49         | 1.81          | 8.45          | 17.15         | 23.33         | 47.51         | 5.52                      | 28                         | 94          |
| <b>medical:total</b>              | <b>2.87</b>                               | <b>5.25</b>  | <b>5.43</b>  | <b>8.38</b>  | <b>11.40</b> | <b>14.19</b> | <b>14.69</b> | <b>17.91</b>  | <b>28.00</b>  | <b>44.45</b>  | <b>61.06</b>  | <b>126.47</b> | <b>20.91</b>              | <b>541</b>                 | <b>1893</b> |
| <b>total</b>                      | <b>19.89</b>                              | <b>28.79</b> | <b>36.98</b> | <b>50.00</b> | <b>62.21</b> | <b>75.73</b> | <b>95.45</b> | <b>119.63</b> | <b>172.14</b> | <b>241.82</b> | <b>306.71</b> | <b>601.92</b> | <b>116.71</b>             | <b>996</b>                 | <b>3633</b> |
| sample households                 | 151                                       | 167          | 329          | 354          | 407          | 319          | 318          | 356           | 363           | 374           | 170           | 336           | 3644                      | X                          | X           |
| <b>Assam</b>                      |   |              |              |              |              |              |              |               |               |               |               |               | No. of sample blocks: 88  |                            |             |
| amusement                         | 0.28                                      | 0.36         | 0.82         | 1.52         | 1.70         | 2.36         | 2.99         | 4.14          | 3.20          | 5.38          | 8.22          | 20.03         | 3.67                      | 477                        | 416         |
| goods personal care               | 0.15                                      | 0.12         | 0.19         | 0.61         | 0.67         | 0.51         | 1.12         | 1.06          | 2.10          | 1.63          | 2.83          | 6.03          | 1.25                      | 195                        | 179         |
| toilet articles                   | 3.16                                      | 2.89         | 5.09         | 5.34         | 7.81         | 8.35         | 9.86         | 12.20         | 15.15         | 19.92         | 27.53         | 35.69         | 12.29                     | 977                        | 855         |
| sundry articles                   | 2.07                                      | 3.10         | 3.24         | 3.98         | 4.74         | 5.13         | 6.33         | 8.63          | 10.55         | 11.84         | 15.94         | 19.76         | 7.76                      | 983                        | 864         |
| <b>misc. consumer goods</b>       | <b>5.66</b>                               | <b>6.46</b>  | <b>9.33</b>  | <b>11.45</b> | <b>14.91</b> | <b>16.35</b> | <b>20.30</b> | <b>26.03</b>  | <b>31.00</b>  | <b>38.76</b>  | <b>54.51</b>  | <b>81.50</b>  | <b>24.98</b>              | <b>998</b>                 | <b>878</b>  |
| consumer services                 | 0.58                                      | 1.62         | 2.98         | 4.26         | 4.21         | 4.36         | 7.13         | 9.78          | 11.95         | 23.38         | 40.54         | 48.94         | 11.73                     | 875                        | 771         |
| conveyance                        | 0.41                                      | 0.55         | 2.22         | 3.05         | 5.25         | 5.23         | 8.98         | 12.88         | 16.17         | 46.50         | 69.10         | 69.39         | 17.92                     | 821                        | 678         |
| <b>misc. consumer services</b>    | <b>0.98</b>                               | <b>2.17</b>  | <b>5.20</b>  | <b>7.31</b>  | <b>9.45</b>  | <b>9.59</b>  | <b>16.11</b> | <b>22.66</b>  | <b>28.12</b>  | <b>69.87</b>  | <b>109.64</b> | <b>118.32</b> | <b>29.65</b>              | <b>958</b>                 | <b>833</b>  |
| rent                              | 0.00                                      | 7.27         | 7.95         | 8.58         | 9.18         | 9.13         | 8.94         | 17.06         | 41.11         | 47.20         | 63.76         | 63.40         | 22.46                     | 459                        | 379         |
| consumer tax & cesses             | 0.00                                      | 0.00         | 0.03         | 0.22         | 0.49         | 0.25         | 0.94         | 0.91          | 0.54          | 2.73          | 1.50          | 1.09          | 0.86                      | 95                         | 91          |
| <b>misc. goods &amp; services</b> | <b>6.64</b>                               | <b>15.90</b> | <b>22.52</b> | <b>27.56</b> | <b>34.04</b> | <b>35.32</b> | <b>46.30</b> | <b>66.66</b>  | <b>100.77</b> | <b>158.56</b> | <b>229.41</b> | <b>264.31</b> | <b>77.95</b>              | <b>999</b>                 | <b>879</b>  |
| educational expenses              | 1.49                                      | 0.54         | 1.96         | 5.51         | 5.64         | 6.81         | 6.42         | 12.98         | 18.09         | 24.12         | 36.26         | 77.62         | 13.91                     | 637                        | 552         |
| medical : non-instnl.             | 4.29                                      | 3.13         | 2.52         | 4.06         | 4.20         | 7.19         | 8.23         | 11.11         | 10.22         | 19.23         | 11.48         | 30.42         | 9.41                      | 523                        | 454         |
| medical: institutional            | 0.00                                      | 0.00         | 0.19         | 0.42         | 0.35         | 1.00         | 0.15         | 0.55          | 1.15          | 9.79          | 0.97          | 9.95          | 2.02                      | 32                         | 32          |
| <b>medical:total</b>              | <b>4.29</b>                               | <b>3.13</b>  | <b>2.71</b>  | <b>4.47</b>  | <b>4.54</b>  | <b>8.19</b>  | <b>8.38</b>  | <b>11.66</b>  | <b>11.37</b>  | <b>29.02</b>  | <b>12.45</b>  | <b>40.38</b>  | <b>11.43</b>              | <b>549</b>                 | <b>477</b>  |
| <b>total</b>                      | <b>12.42</b>                              | <b>19.58</b> | <b>27.19</b> | <b>37.55</b> | <b>44.22</b> | <b>50.32</b> | <b>61.10</b> | <b>91.31</b>  | <b>130.23</b> | <b>211.70</b> | <b>278.12</b> | <b>382.30</b> | <b>103.29</b>             | <b>999</b>                 | <b>879</b>  |
| sample households                 | 13  | 13           | 59           | 63           | 98           | 80           | 99           | 105           | 100           | 126           | 55            | 69            | 880                       | X                          | X           |



Table (6): Expenditure (Rs) on items of educational, medical and miscellaneous goods &amp; services per person for a period of 30 days for each monthly per capita expenditure class

| item                              | monthly per capita expenditure class (Rs) |              |              |              |              |              |              |               |               |               |               |               |                           | URBAN                      |             |
|-----------------------------------|---|--------------|--------------|--------------|--------------|--------------|--------------|---------------|---------------|---------------|---------------|---------------|---------------------------|----------------------------|-------------|
|                                   | <160                                      | 160-190      | 190-230      | 230-265      | 265-310      | 310-355      | 355-410      | 410-490       | 490-605       | 605-825       | 825-1055      | 1055 or more  | all                       | hhs. reporting consumption | sample no.  |
|                                   | (2)                                       | (3)          | (4)          | (5)          | (6)          | (7)          | (8)          | (9)           | (10)          | (11)          | (12)          | (13)          | (14)                      | (15)                       | (16)        |
| <b>Bihar</b>                      |   |              |              |              |              |              |              |               |               |               |               |               | No. of sample blocks: 216 |                            |             |
| amusement                         | 0.50                                      | 0.65         | 0.75         | 1.28         | 1.34         | 1.55         | 1.36         | 3.09          | 3.46          | 3.66          | 5.19          | 9.97          | 1.84                      | 333                        | 655         |
| goods personal care               | 0.08                                      | 0.12         | 0.37         | 0.49         | 0.50         | 1.36         | 1.68         | 1.22          | 2.46          | 2.68          | 3.24          | 4.98          | 1.07                      | 165                        | 400         |
| toilet articles                   | 3.33                                      | 4.70         | 5.75         | 6.71         | 8.88         | 10.51        | 11.54        | 13.18         | 16.47         | 20.10         | 28.18         | 32.98         | 10.19                     | 986                        | 2118        |
| sundry articles                   | 2.63                                      | 4.10         | 4.63         | 5.66         | 6.26         | 8.05         | 8.59         | 9.67          | 10.69         | 13.22         | 16.69         | 17.32         | 7.28                      | 979                        | 2112        |
| <b>misc. consumer goods</b>       | <b>6.53</b>                               | <b>9.57</b>  | <b>11.50</b> | <b>14.14</b> | <b>16.98</b> | <b>21.47</b> | <b>23.18</b> | <b>27.16</b>  | <b>33.08</b>  | <b>39.66</b>  | <b>53.29</b>  | <b>65.25</b>  | <b>20.38</b>              | <b>993</b>                 | <b>2139</b> |
| consumer services                 | 2.61                                      | 3.64         | 4.53         | 5.44         | 7.23         | 8.13         | 10.98        | 13.57         | 20.54         | 20.16         | 42.51         | 74.45         | 10.73                     | 909                        | 1998        |
| conveyance                        | 0.66                                      | 0.65         | 1.09         | 1.75         | 5.08         | 4.53         | 9.09         | 14.81         | 23.13         | 40.97         | 52.69         | 143.43        | 11.73                     | 413                        | 871         |
| <b>misc. consumer services</b>    | <b>3.27</b>                               | <b>4.29</b>  | <b>5.62</b>  | <b>7.19</b>  | <b>12.31</b> | <b>12.67</b> | <b>20.08</b> | <b>28.38</b>  | <b>43.67</b>  | <b>61.13</b>  | <b>95.20</b>  | <b>217.88</b> | <b>22.46</b>              | <b>934</b>                 | <b>2042</b> |
| rent                              | 0.99                                      | 0.16         | 3.37         | 2.95         | 5.60         | 8.15         | 9.91         | 11.97         | 32.27         | 44.23         | 68.35         | 94.02         | 12.67                     | 286                        | 610         |
| consumer tax & cesses             | 0.22                                      | 0.00         | 0.12         | 0.14         | 0.30         | 0.49         | 0.46         | 0.30          | 0.60          | 2.23          | 0.38          | 1.59          | 0.41                      | 61                         | 123         |
| <b>misc. goods &amp; services</b> | <b>11.02</b>                              | <b>14.02</b> | <b>20.62</b> | <b>24.42</b> | <b>35.18</b> | <b>42.78</b> | <b>53.62</b> | <b>67.81</b>  | <b>109.61</b> | <b>147.26</b> | <b>217.21</b> | <b>378.74</b> | <b>55.92</b>              | <b>994</b>                 | <b>2145</b> |
| educational expenses              | 1.41                                      | 2.17         | 4.26         | 5.72         | 8.31         | 12.67        | 15.76        | 21.23         | 30.57         | 46.42         | 46.70         | 67.10         | 14.29                     | 568                        | 1203        |
| medical : non-instnl.             | 3.22                                      | 4.26         | 5.41         | 5.63         | 6.95         | 7.72         | 12.35        | 12.76         | 12.30         | 21.12         | 16.59         | 42.90         | 9.16                      | 377                        | 747         |
| medical: institutional            | 0.00                                      | 0.00         | 0.67         | 0.01         | 0.00         | 0.46         | 0.48         | 0.76          | 0.44          | 0.05          | 9.73          | 0.00          | 0.53                      | 6                          | 18          |
| <b>medical:total</b>              | <b>3.22</b>                               | <b>4.26</b>  | <b>6.08</b>  | <b>5.64</b>  | <b>6.95</b>  | <b>8.18</b>  | <b>12.83</b> | <b>13.52</b>  | <b>12.74</b>  | <b>21.17</b>  | <b>26.32</b>  | <b>42.90</b>  | <b>9.69</b>               | <b>380</b>                 | <b>756</b>  |
| <b>total</b>                      | <b>15.65</b>                              | <b>20.45</b> | <b>30.95</b> | <b>35.78</b> | <b>50.44</b> | <b>63.63</b> | <b>82.21</b> | <b>102.56</b> | <b>152.93</b> | <b>214.85</b> | <b>290.23</b> | <b>488.74</b> | <b>79.90</b>              | <b>995</b>                 | <b>2147</b> |
| sample households                 | 154                                       | 138          | 257          | 239          | 234          | 192          | 179          | 192           | 174           | 169           | 90            | 137           | 2155                      | X                          | X           |
| <b>Gujarat</b>                    |   |              |              |              |              |              |              |               |               |               |               |               | No. of sample blocks: 238 |                            |             |
| amusement                         | 0.42                                      | 0.38         | 0.70         | 1.13         | 1.57         | 2.27         | 2.64         | 3.83          | 5.50          | 7.97          | 9.32          | 19.04         | 4.03                      | 365                        | 1000        |
| goods personal care               | 0.01                                      | 0.06         | 0.10         | 0.13         | 0.57         | 0.59         | 1.15         | 0.54          | 0.99          | 2.11          | 5.06          | 8.13          | 1.22                      | 142                        | 397         |
| toilet articles                   | 3.69                                      | 3.95         | 5.37         | 6.59         | 7.79         | 9.36         | 11.03        | 12.62         | 16.95         | 17.80         | 23.06         | 30.57         | 12.17                     | 985                        | 2326        |
| sundry articles                   | 4.27                                      | 4.45         | 5.04         | 6.49         | 7.32         | 7.91         | 8.42         | 9.73          | 11.92         | 12.80         | 17.35         | 22.64         | 9.55                      | 992                        | 2354        |
| <b>misc. consumer goods</b>       | <b>8.39</b>                               | <b>8.84</b>  | <b>11.21</b> | <b>14.34</b> | <b>17.25</b> | <b>20.12</b> | <b>23.23</b> | <b>26.72</b>  | <b>35.36</b>  | <b>40.68</b>  | <b>54.78</b>  | <b>80.39</b>  | <b>26.97</b>              | <b>999</b>                 | <b>2368</b> |
| consumer services                 | 3.47                                      | 3.93         | 6.13         | 5.65         | 5.80         | 6.51         | 10.30        | 9.91          | 17.77         | 23.42         | 52.38         | 80.49         | 14.82                     | 981                        | 2334        |
| conveyance                        | 2.56                                      | 2.47         | 3.73         | 4.19         | 6.66         | 9.54         | 14.22        | 20.35         | 28.68         | 48.49         | 76.82         | 139.89        | 23.91                     | 804                        | 1897        |
| <b>misc. consumer services</b>    | <b>6.03</b>                               | <b>6.40</b>  | <b>9.86</b>  | <b>9.84</b>  | <b>12.45</b> | <b>16.05</b> | <b>24.52</b> | <b>30.26</b>  | <b>46.45</b>  | <b>71.91</b>  | <b>129.20</b> | <b>220.38</b> | <b>38.73</b>              | <b>994</b>                 | <b>2354</b> |
| rent                              | 1.62                                      | 1.34         | 2.45         | 3.16         | 6.92         | 7.11         | 9.23         | 15.32         | 31.89         | 33.33         | 30.59         | 52.98         | 15.81                     | 299                        | 721         |
| consumer tax & cesses             | 0.93                                      | 0.69         | 0.95         | 0.72         | 1.11         | 2.10         | 2.71         | 2.94          | 2.56          | 5.38          | 4.83          | 11.03         | 2.77                      | 386                        | 1011        |
| <b>misc. goods &amp; services</b> | <b>16.97</b>                              | <b>17.26</b> | <b>24.46</b> | <b>28.06</b> | <b>37.73</b> | <b>45.38</b> | <b>59.70</b> | <b>75.25</b>  | <b>116.26</b> | <b>151.29</b> | <b>219.40</b> | <b>364.79</b> | <b>84.27</b>              | <b>999</b>                 | <b>2369</b> |
| educational expenses              | 1.15                                      | 1.27         | 1.82         | 2.56         | 3.87         | 7.35         | 7.06         | 12.17         | 13.85         | 21.36         | 27.34         | 83.74         | 12.37                     | 535                        | 1231        |
| medical : non-instnl.             | 1.26                                      | 3.59         | 4.68         | 7.00         | 8.65         | 8.65         | 9.66         | 16.41         | 23.16         | 27.18         | 26.52         | 38.83         | 14.55                     | 448                        | 1138        |
| medical: institutional            | 0.33                                      | 0.47         | 0.05         | 1.43         | 0.44         | 1.79         | 0.20         | 4.27          | 0.36          | 5.86          | 23.98         | 69.97         | 5.21                      | 27                         | 50          |
| <b>medical:total</b>              | <b>1.59</b>                               | <b>4.06</b>  | <b>4.74</b>  | <b>8.43</b>  | <b>9.09</b>  | <b>10.44</b> | <b>9.86</b>  | <b>20.68</b>  | <b>23.52</b>  | <b>33.04</b>  | <b>50.50</b>  | <b>108.80</b> | <b>19.77</b>              | <b>467</b>                 | <b>1174</b> |
| <b>total</b>                      | <b>19.71</b>                              | <b>22.59</b> | <b>31.02</b> | <b>39.05</b> | <b>50.69</b> | <b>63.17</b> | <b>76.62</b> | <b>108.10</b> | <b>153.63</b> | <b>205.69</b> | <b>297.24</b> | <b>557.32</b> | <b>116.41</b>             | <b>999</b>                 | <b>2369</b> |
| sample households                 | 36  | 57           | 109          | 153          | 215          | 230          | 266          | 290           | 293           | 318           | 139           | 266           | 2372                      | X                          | X           |

Table (6): Expenditure (Rs) on items of educational, medical and miscellaneous goods &amp; services per person for a period of 30 days for each monthly per capita expenditure class

| item                              | monthly per capita expenditure class (Rs) |              |              |              |              |              |              |               |               |               |               |               |                       | URBAN                      |                    |
|-----------------------------------|---|--------------|--------------|--------------|--------------|--------------|--------------|---------------|---------------|---------------|---------------|---------------|-----------------------|----------------------------|--------------------|
|                                   | <160                                      | 160-190      | 190-230      | 230-265      | 265-310      | 310-355      | 355-410      | 410-490       | 490-605       | 605-825       | 825-1055      | 1055 or more  | all                   | hhs. reporting consumption | estd. no. per 1000 |
| (1)                               | (2)                                       | (3)          | (4)          | (5)          | (6)          | (7)          | (8)          | (9)           | (10)          | (11)          | (12)          | (13)          | (14)                  | (15)                       | (16)               |
| <b>Haryana</b>                    |   |              |              |              |              |              |              |               |               |               |               |               | No. of sample blocks: |                            | 70                 |
| amusement                         | 0.00                                      | 0.10         | 0.20         | 0.58         | 0.07         | 0.40         | 0.23         | 0.97          | 1.08          | 2.02          | 1.59          | 4.67          | 0.94                  | 134                        | 89                 |
| goods personal care               | 0.14                                      | 0.09         | 0.21         | 0.25         | 0.31         | 0.22         | 0.27         | 0.99          | 1.00          | 1.89          | 2.45          | 4.56          | 0.94                  | 168                        | 103                |
| toilet articles                   | 3.11                                      | 3.87         | 5.29         | 7.17         | 7.54         | 8.97         | 10.37        | 11.43         | 13.61         | 16.05         | 21.60         | 30.28         | 11.78                 | 991                        | 689                |
| sundry articles                   | 3.89                                      | 4.78         | 6.07         | 8.14         | 8.59         | 10.20        | 11.03        | 11.75         | 14.11         | 14.46         | 18.31         | 23.37         | 11.72                 | 989                        | 690                |
| <b>misc. consumer goods</b>       | <b>7.14</b>                               | <b>8.85</b>  | <b>11.76</b> | <b>16.14</b> | <b>16.51</b> | <b>19.79</b> | <b>21.90</b> | <b>25.14</b>  | <b>29.80</b>  | <b>34.42</b>  | <b>43.95</b>  | <b>62.88</b>  | <b>25.37</b>          | <b>998</b>                 | <b>695</b>         |
| consumer services                 | 3.55                                      | 2.73         | 4.49         | 4.87         | 5.17         | 5.24         | 6.00         | 8.83          | 10.19         | 23.14         | 21.29         | 36.41         | 10.54                 | 929                        | 645                |
| conveyance                        | 3.15                                      | 4.50         | 2.54         | 6.93         | 5.77         | 8.83         | 9.31         | 18.45         | 19.06         | 46.24         | 64.41         | 83.94         | 20.95                 | 648                        | 428                |
| <b>misc. consumer service:</b>    | <b>6.70</b>                               | <b>7.24</b>  | <b>7.03</b>  | <b>11.80</b> | <b>10.94</b> | <b>14.07</b> | <b>15.31</b> | <b>27.28</b>  | <b>29.25</b>  | <b>69.38</b>  | <b>85.69</b>  | <b>120.35</b> | <b>31.49</b>          | <b>951</b>                 | <b>661</b>         |
| rent                              | 1.69                                      | 3.40         | 6.42         | 3.39         | 3.50         | 9.65         | 15.97        | 17.86         | 29.45         | 43.06         | 79.34         | 80.68         | 23.11                 | 371                        | 209                |
| consumer tax & cesses             | 0.39                                      | 1.51         | 0.47         | 0.70         | 0.77         | 1.30         | 2.03         | 1.55          | 2.60          | 3.71          | 3.72          | 4.87          | 2.00                  | 319                        | 267                |
| <b>misc. goods &amp; services</b> | <b>15.92</b>                              | <b>20.99</b> | <b>25.68</b> | <b>32.02</b> | <b>31.72</b> | <b>44.81</b> | <b>55.21</b> | <b>71.83</b>  | <b>91.10</b>  | <b>150.57</b> | <b>212.69</b> | <b>268.78</b> | <b>81.97</b>          | <b>1000</b>                | <b>697</b>         |
| educational expenses              | 2.44                                      | 5.04         | 4.34         | 7.90         | 9.97         | 18.28        | 19.72        | 20.21         | 34.89         | 51.87         | 59.16         | 147.30        | 29.37                 | 600                        | 447                |
| medical : non-instnl.             | 4.00                                      | 6.91         | 5.45         | 6.66         | 12.57        | 14.18        | 15.31        | 21.60         | 29.52         | 50.70         | 31.70         | 19.52         | 21.09                 | 571                        | 391                |
| medical: institutional            | 0.00                                      | 0.00         | 0.00         | 0.00         | 0.45         | 0.00         | 1.54         | 0.00          | 0.00          | 0.78          | 0.00          | 32.50         | 1.74                  | 7                          | 8                  |
| <b>medical:total</b>              | <b>4.00</b>                               | <b>6.91</b>  | <b>5.45</b>  | <b>6.66</b>  | <b>13.02</b> | <b>14.18</b> | <b>16.85</b> | <b>21.60</b>  | <b>29.52</b>  | <b>51.48</b>  | <b>31.70</b>  | <b>52.02</b>  | <b>22.83</b>          | <b>576</b>                 | <b>396</b>         |
| <b>total</b>                      | <b>22.36</b>                              | <b>32.94</b> | <b>35.47</b> | <b>46.59</b> | <b>54.70</b> | <b>77.28</b> | <b>91.78</b> | <b>113.65</b> | <b>155.51</b> | <b>253.92</b> | <b>303.55</b> | <b>468.10</b> | <b>134.17</b>         | <b>1000</b>                | <b>697</b>         |
| sample households                 | 12  | 17           | 35           | 45           | 63           | 61           | 86           | 93            | 90            | 85            | 44            | 66            | 697                   | X                          | X                  |
| <b>Karnataka</b>                  |   |              |              |              |              |              |              |               |               |               |               |               | No. of sample blocks: |                            | 247                |
| amusement                         | 0.57                                      | 0.96         | 1.83         | 1.91         | 2.41         | 2.69         | 2.83         | 4.03          | 4.44          | 5.93          | 7.02          | 13.24         | 3.47                  | 499                        | 1282               |
| goods personal care               | 0.00                                      | 0.02         | 0.29         | 0.07         | 0.39         | 0.49         | 0.63         | 1.09          | 1.19          | 1.83          | 2.62          | 4.99          | 0.89                  | 106                        | 285                |
| toilet articles                   | 3.78                                      | 5.63         | 6.72         | 7.95         | 8.73         | 9.93         | 12.43        | 14.02         | 16.39         | 18.23         | 23.71         | 28.41         | 12.07                 | 988                        | 2439               |
| sundry articles                   | 3.15                                      | 4.10         | 5.10         | 5.96         | 7.37         | 8.26         | 8.63         | 10.51         | 13.49         | 15.38         | 17.78         | 22.00         | 9.48                  | 981                        | 2421               |
| <b>misc. consumer goods</b>       | <b>7.50</b>                               | <b>10.70</b> | <b>13.94</b> | <b>15.88</b> | <b>18.90</b> | <b>21.37</b> | <b>24.52</b> | <b>29.64</b>  | <b>35.51</b>  | <b>41.37</b>  | <b>51.12</b>  | <b>68.64</b>  | <b>25.91</b>          | <b>992</b>                 | <b>2452</b>        |
| consumer services                 | 4.00                                      | 4.87         | 5.04         | 4.84         | 6.18         | 6.47         | 9.64         | 10.11         | 13.90         | 19.32         | 29.38         | 60.02         | 11.41                 | 956                        | 2384               |
| conveyance                        | 2.40                                      | 2.97         | 3.70         | 6.64         | 8.27         | 9.01         | 14.93        | 18.77         | 29.72         | 44.00         | 67.15         | 132.58        | 21.28                 | 774                        | 1911               |
| <b>misc. consumer service:</b>    | <b>6.41</b>                               | <b>7.84</b>  | <b>8.74</b>  | <b>11.48</b> | <b>14.45</b> | <b>15.48</b> | <b>24.57</b> | <b>28.87</b>  | <b>43.62</b>  | <b>63.32</b>  | <b>96.53</b>  | <b>192.61</b> | <b>32.69</b>          | <b>981</b>                 | <b>2433</b>        |
| rent                              | 1.27                                      | 4.40         | 6.45         | 7.54         | 8.65         | 13.20        | 17.89        | 29.06         | 35.02         | 56.51         | 110.56        | 160.95        | 28.08                 | 434                        | 1054               |
| consumer tax & cesses             | 0.48                                      | 0.90         | 0.83         | 1.01         | 1.83         | 1.47         | 1.88         | 2.34          | 4.21          | 4.48          | 6.24          | 8.99          | 2.48                  | 439                        | 1130               |
| <b>misc. goods &amp; services</b> | <b>15.66</b>                              | <b>23.84</b> | <b>29.97</b> | <b>35.91</b> | <b>43.84</b> | <b>51.52</b> | <b>68.86</b> | <b>89.92</b>  | <b>118.35</b> | <b>165.68</b> | <b>264.44</b> | <b>431.18</b> | <b>89.16</b>          | <b>993</b>                 | <b>2454</b>        |
| educational expenses              | 0.77                                      | 2.16         | 2.79         | 2.91         | 4.90         | 6.98         | 10.95        | 11.69         | 19.89         | 29.72         | 35.56         | 75.82         | 13.34                 | 476                        | 1222               |
| medical : non-instnl.             | 2.97                                      | 4.03         | 5.03         | 6.30         | 6.44         | 7.61         | 9.55         | 16.87         | 12.52         | 15.96         | 18.47         | 38.17         | 10.63                 | 450                        | 1158               |
| medical: institutional            | 0.34                                      | 0.22         | 0.90         | 0.23         | 2.28         | 1.71         | 1.72         | 0.72          | 4.88          | 14.30         | 7.69          | 45.18         | 4.57                  | 54                         | 129                |
| <b>medical:total</b>              | <b>3.31</b>                               | <b>4.26</b>  | <b>5.93</b>  | <b>6.53</b>  | <b>8.72</b>  | <b>9.32</b>  | <b>11.27</b> | <b>17.60</b>  | <b>17.39</b>  | <b>30.26</b>  | <b>26.15</b>  | <b>83.36</b>  | <b>15.19</b>          | <b>495</b>                 | <b>1270</b>        |
| <b>total</b>                      | <b>19.74</b>                              | <b>30.26</b> | <b>38.69</b> | <b>45.36</b> | <b>57.45</b> | <b>67.83</b> | <b>91.08</b> | <b>119.20</b> | <b>155.64</b> | <b>225.65</b> | <b>326.16</b> | <b>590.35</b> | <b>117.69</b>         | <b>994</b>                 | <b>2455</b>        |
| sample households                 | 118                                       | 85           | 218          | 187          | 229          | 192          | 221          | 260           | 275           | 294           | 144           | 246           | 2469                  | X                          | X                  |

Table (6): Expenditure (Rs) on items of educational, medical and miscellaneous goods &amp; services per person for a period of 30 days for each monthly per capita expenditure class

| item                              | monthly per capita expenditure class (Rs) |              |              |              |              |              |              |               |              |               |               |               | URBAN                 |                            |             |
|-----------------------------------|---|--------------|--------------|--------------|--------------|--------------|--------------|---------------|--------------|---------------|---------------|---------------|-----------------------|----------------------------|-------------|
|                                   | <160                                      | 160-190      | 190-230      | 230-265      | 265-310      | 310-355      | 355-410      | 410-490       | 490-605      | 605-825       | 825-1055      | 1055 or more  | all                   | hhs. reporting consumption |             |
| (1)                               | (2)                                       | (3)          | (4)          | (5)          | (6)          | (7)          | (8)          | (9)           | (10)         | (11)          | (12)          | (13)          | (14)                  | estd. no. per 1000         | sample no.  |
| <b>Kerala</b>                     |   |              |              |              |              |              |              |               |              |               |               |               | No. of sample blocks: |                            | 183         |
| amusement                         | 0.21                                      | 0.97         | 0.65         | 1.16         | 1.69         | 1.86         | 1.96         | 2.97          | 3.34         | 4.30          | 5.57          | 11.78         | 2.90                  | 405                        | 778         |
| goods personal care               | 0.00                                      | 0.12         | 0.02         | 0.65         | 0.55         | 0.46         | 0.85         | 1.85          | 3.20         | 4.33          | 5.92          | 9.00          | 2.08                  | 151                        | 289         |
| toilet articles                   | 4.04                                      | 5.74         | 6.36         | 8.12         | 9.21         | 11.02        | 11.25        | 12.95         | 13.86        | 17.40         | 22.77         | 28.09         | 12.59                 | 993                        | 1818        |
| sundry articles                   | 2.68                                      | 3.65         | 4.19         | 5.22         | 5.91         | 7.07         | 7.23         | 8.20          | 9.32         | 12.16         | 15.80         | 21.05         | 8.45                  | 984                        | 1800        |
| <b>misc. consumer goods</b>       | <b>6.93</b>                               | <b>10.48</b> | <b>11.22</b> | <b>15.15</b> | <b>17.36</b> | <b>20.42</b> | <b>21.28</b> | <b>25.97</b>  | <b>29.71</b> | <b>38.20</b>  | <b>50.06</b>  | <b>69.92</b>  | <b>26.01</b>          | <b>995</b>                 | <b>1821</b> |
| consumer services                 | 1.27                                      | 2.22         | 2.36         | 3.83         | 4.46         | 5.90         | 7.00         | 8.88          | 13.47        | 24.80         | 42.57         | 210.14        | 20.91                 | 879                        | 1604        |
| conveyance                        | 3.92                                      | 5.15         | 5.60         | 8.13         | 12.29        | 10.76        | 14.27        | 17.74         | 30.07        | 36.50         | 62.16         | 112.33        | 23.99                 | 899                        | 1675        |
| <b>misc. consumer services</b>    | <b>5.20</b>                               | <b>7.37</b>  | <b>7.97</b>  | <b>11.96</b> | <b>16.74</b> | <b>16.66</b> | <b>21.27</b> | <b>26.62</b>  | <b>43.54</b> | <b>61.30</b>  | <b>104.72</b> | <b>322.47</b> | <b>44.90</b>          | <b>974</b>                 | <b>1787</b> |
| rent                              | 1.68                                      | 1.64         | 1.20         | 0.81         | 0.30         | 2.44         | 4.37         | 3.51          | 8.79         | 17.76         | 26.00         | 62.48         | 8.89                  | 166                        | 301         |
| consumer tax & cesses             | 0.14                                      | 0.34         | 0.45         | 0.70         | 0.61         | 1.49         | 1.39         | 1.45          | 1.89         | 2.84          | 3.94          | 8.36          | 1.82                  | 516                        | 978         |
| <b>misc. goods &amp; services</b> | <b>13.95</b>                              | <b>19.83</b> | <b>20.84</b> | <b>28.62</b> | <b>35.01</b> | <b>41.00</b> | <b>48.31</b> | <b>57.55</b>  | <b>83.93</b> | <b>120.09</b> | <b>184.72</b> | <b>463.24</b> | <b>81.62</b>          | <b>995</b>                 | <b>1822</b> |
| educational expenses              | 1.25                                      | 1.74         | 3.05         | 2.91         | 4.76         | 6.66         | 8.97         | 15.77         | 21.75        | 24.38         | 53.57         | 61.12         | 15.71                 | 638                        | 1200        |
| medical : non-instnl.             | 3.86                                      | 5.30         | 7.90         | 9.39         | 10.61        | 13.27        | 15.46        | 15.41         | 21.78        | 26.70         | 31.62         | 39.39         | 16.89                 | 606                        | 1080        |
| medical: institutional            | 0.34                                      | 0.67         | 5.14         | 2.16         | 0.13         | 2.63         | 2.77         | 4.40          | 8.49         | 5.55          | 24.23         | 74.39         | 8.39                  | 66                         | 113         |
| <b>medical:total</b>              | <b>4.20</b>                               | <b>5.96</b>  | <b>13.04</b> | <b>11.56</b> | <b>10.74</b> | <b>15.90</b> | <b>18.23</b> | <b>19.82</b>  | <b>30.27</b> | <b>32.25</b>  | <b>55.85</b>  | <b>113.78</b> | <b>25.28</b>          | <b>642</b>                 | <b>1144</b> |
| <b>total</b>                      | <b>19.41</b>                              | <b>27.53</b> | <b>36.92</b> | <b>43.09</b> | <b>50.51</b> | <b>63.57</b> | <b>75.52</b> | <b>93.14</b>  | <b>#####</b> | <b>176.72</b> | <b>294.13</b> | <b>638.14</b> | <b>122.61</b>         | <b>997</b>                 | <b>1824</b> |
| sample households                 | 47  | 44           | 117          | 109          | 180          | 161          | 181          | 213           | 209          | 212           | 127           | 230           | 1830                  | X                          | X           |
| <b>Madhya Pradesh</b>             |   |              |              |              |              |              |              |               |              |               |               |               | No. of sample blocks: |                            | 325         |
| amusement                         | 0.18                                      | 0.44         | 0.89         | 0.89         | 1.28         | 2.05         | 2.29         | 3.30          | 2.84         | 5.06          | 7.60          | 17.93         | 2.61                  | 321                        | 1107        |
| goods personal care               | 0.05                                      | 0.14         | 0.26         | 0.44         | 0.43         | 0.60         | 1.21         | 0.82          | 1.32         | 2.35          | 2.73          | 7.78          | 1.04                  | 147                        | 547         |
| toilet articles                   | 4.50                                      | 6.13         | 8.35         | 9.33         | 10.76        | 12.92        | 14.10        | 15.02         | 18.36        | 20.90         | 27.68         | 33.29         | 13.30                 | 988                        | 3197        |
| sundry articles                   | 4.18                                      | 5.29         | 6.37         | 7.58         | 8.15         | 9.55         | 10.49        | 12.23         | 13.16        | 16.38         | 17.17         | 25.38         | 10.14                 | 991                        | 3205        |
| <b>misc. consumer goods</b>       | <b>8.90</b>                               | <b>11.99</b> | <b>15.88</b> | <b>18.23</b> | <b>20.63</b> | <b>25.11</b> | <b>28.10</b> | <b>31.37</b>  | <b>35.69</b> | <b>44.69</b>  | <b>55.17</b>  | <b>84.38</b>  | <b>27.09</b>          | <b>996</b>                 | <b>3223</b> |
| consumer services                 | 3.39                                      | 3.99         | 4.76         | 5.43         | 5.98         | 7.43         | 9.39         | 12.60         | 17.24        | 23.45         | 36.43         | 209.02        | 16.46                 | 936                        | 3062        |
| conveyance                        | 0.57                                      | 1.45         | 1.59         | 3.22         | 4.78         | 7.79         | 11.71        | 15.45         | 27.63        | 43.30         | 60.88         | 154.44        | 17.19                 | 478                        | 1665        |
| <b>misc. consumer services</b>    | <b>3.96</b>                               | <b>5.44</b>  | <b>6.36</b>  | <b>8.66</b>  | <b>10.77</b> | <b>15.21</b> | <b>21.10</b> | <b>28.05</b>  | <b>44.87</b> | <b>66.75</b>  | <b>97.31</b>  | <b>363.46</b> | <b>33.65</b>          | <b>950</b>                 | <b>3101</b> |
| rent                              | 0.59                                      | 2.96         | 2.91         | 4.83         | 7.36         | 9.15         | 11.53        | 16.18         | 25.16        | 30.77         | 62.32         | 126.00        | 16.08                 | 364                        | 1165        |
| consumer tax & cesses             | 0.12                                      | 0.14         | 0.28         | 0.43         | 0.49         | 0.72         | 0.76         | 1.02          | 1.74         | 2.10          | 2.15          | 6.08          | 0.98                  | 238                        | 904         |
| <b>misc. goods &amp; services</b> | <b>13.57</b>                              | <b>20.53</b> | <b>25.43</b> | <b>32.15</b> | <b>39.24</b> | <b>50.18</b> | <b>61.49</b> | <b>76.61</b>  | <b>#####</b> | <b>144.31</b> | <b>216.96</b> | <b>579.92</b> | <b>77.80</b>          | <b>997</b>                 | <b>3224</b> |
| educational expenses              | 1.46                                      | 2.29         | 3.40         | 5.35         | 7.41         | 9.09         | 13.91        | 17.19         | 23.85        | 32.89         | 39.26         | 53.69         | 13.59                 | 498                        | 1654        |
| medical : non-instnl.             | 4.48                                      | 9.01         | 5.84         | 7.07         | 10.51        | 11.05        | 16.38        | 19.44         | 18.99        | 28.43         | 32.20         | 55.30         | 14.86                 | 481                        | 1587        |
| medical: institutional            | 0.04                                      | 0.64         | 0.21         | 0.13         | 0.47         | 2.22         | 0.64         | 1.67          | 1.90         | 3.79          | 13.62         | 35.62         | 2.61                  | 21                         | 72          |
| <b>medical:total</b>              | <b>4.52</b>                               | <b>9.65</b>  | <b>6.05</b>  | <b>7.20</b>  | <b>10.97</b> | <b>13.26</b> | <b>17.02</b> | <b>21.11</b>  | <b>20.88</b> | <b>32.22</b>  | <b>45.82</b>  | <b>90.92</b>  | <b>17.47</b>          | <b>496</b>                 | <b>1632</b> |
| <b>total</b>                      | <b>19.56</b>                              | <b>32.47</b> | <b>34.88</b> | <b>44.71</b> | <b>57.62</b> | <b>72.54</b> | <b>92.41</b> | <b>114.91</b> | <b>#####</b> | <b>209.42</b> | <b>302.04</b> | <b>724.53</b> | <b>108.86</b>         | <b>997</b>                 | <b>3225</b> |
| sample households                 | 129                                       | 150          | 271          | 288          | 343          | 328          | 333          | 332           | 320          | 335           | 142           | 262           | 3233                  | X                          | X           |

Table (6): Expenditure (Rs) on items of educational, medical and miscellaneous goods &amp; services per person for a period of 30 days for each monthly per capita expenditure class

| item                              | monthly per capita expenditure class (Rs) |              |              |              |              |              |              |               |               |               |               |               |                       | URBAN                      |                    |
|-----------------------------------|---|--------------|--------------|--------------|--------------|--------------|--------------|---------------|---------------|---------------|---------------|---------------|-----------------------|----------------------------|--------------------|
|                                   | <160                                      | 160-190      | 190-230      | 230-265      | 265-310      | 310-355      | 355-410      | 410-490       | 490-605       | 605-825       | 825-1055      | 1055 or more  | all                   | hhs. reporting consumption | estd. no. per 1000 |
| (1)                               | (2)                                       | (3)          | (4)          | (5)          | (6)          | (7)          | (8)          | (9)           | (10)          | (11)          | (12)          | (13)          | (14)                  | (15)                       | (16)               |
| <b>Maharashtra</b>                |   |              |              |              |              |              |              |               |               |               |               |               | No. of sample blocks: |                            | 557                |
| amusement                         | 0.45                                      | 0.78         | 0.92         | 1.21         | 1.70         | 1.63         | 2.05         | 2.44          | 4.07          | 5.87          | 9.98          | 16.57         | 4.22                  | 383                        | 2241               |
| goods personal care               | 0.32                                      | 0.26         | 0.34         | 0.25         | 0.49         | 0.60         | 0.34         | 1.08          | 1.72          | 2.08          | 4.24          | 8.86          | 1.79                  | 146                        | 817                |
| toilet articles                   | 4.22                                      | 5.17         | 6.71         | 8.10         | 9.58         | 10.80        | 12.93        | 14.80         | 16.75         | 20.62         | 25.53         | 34.43         | 15.22                 | 990                        | 5486               |
| sundry articles                   | 3.54                                      | 4.56         | 5.58         | 7.26         | 7.60         | 8.93         | 9.90         | 11.66         | 14.38         | 17.80         | 22.06         | 30.26         | 12.84                 | 989                        | 5470               |
| <b>misc. consumer goods</b>       | <b>8.53</b>                               | <b>10.78</b> | <b>13.54</b> | <b>16.81</b> | <b>19.37</b> | <b>21.95</b> | <b>25.22</b> | <b>29.98</b>  | <b>36.93</b>  | <b>46.36</b>  | <b>61.82</b>  | <b>90.12</b>  | <b>34.07</b>          | <b>993</b>                 | <b>5499</b>        |
| consumer services                 | 5.45                                      | 5.92         | 6.99         | 7.60         | 8.27         | 10.26        | 11.35        | 13.87         | 18.89         | 34.91         | 57.55         | 123.60        | 26.39                 | 972                        | 5379               |
| conveyance                        | 1.19                                      | 2.69         | 3.65         | 4.90         | 9.28         | 13.60        | 15.05        | 22.16         | 27.42         | 46.13         | 65.16         | 112.55        | 29.41                 | 725                        | 4144               |
| <b>misc. consumer services</b>    | <b>6.64</b>                               | <b>8.62</b>  | <b>10.63</b> | <b>12.50</b> | <b>17.55</b> | <b>23.87</b> | <b>26.40</b> | <b>36.04</b>  | <b>46.31</b>  | <b>81.04</b>  | <b>122.71</b> | <b>236.15</b> | <b>55.80</b>          | <b>985</b>                 | <b>5452</b>        |
| rent                              | 1.38                                      | 2.86         | 5.07         | 4.70         | 6.78         | 11.18        | 11.64        | 16.40         | 21.31         | 23.26         | 34.94         | 61.32         | 18.13                 | 420                        | 2393               |
| consumer tax & cesses             | 0.88                                      | 0.92         | 1.65         | 2.43         | 2.50         | 2.22         | 3.04         | 4.01          | 5.23          | 10.57         | 17.40         | 30.14         | 7.13                  | 471                        | 2590               |
| <b>misc. goods &amp; services</b> | <b>17.44</b>                              | <b>23.18</b> | <b>30.89</b> | <b>36.44</b> | <b>46.20</b> | <b>59.22</b> | <b>66.29</b> | <b>86.44</b>  | <b>109.77</b> | <b>161.23</b> | <b>236.87</b> | <b>417.72</b> | <b>115.13</b>         | <b>995</b>                 | <b>5510</b>        |
| educational expenses              | 0.97                                      | 0.86         | 2.86         | 2.15         | 4.96         | 7.13         | 9.35         | 11.19         | 17.39         | 24.55         | 35.12         | 65.06         | 16.49                 | 525                        | 3093               |
| medical : non-instnl.             | 4.49                                      | 6.44         | 6.06         | 8.71         | 10.61        | 12.61        | 15.29        | 15.74         | 18.86         | 23.43         | 29.31         | 48.03         | 17.83                 | 509                        | 2909               |
| medical: institutional            | 0.02                                      | 0.28         | 0.07         | 0.37         | 0.33         | 0.31         | 1.12         | 1.62          | 3.96          | 5.63          | 15.81         | 77.14         | 8.80                  | 24                         | 125                |
| <b>medical:total</b>              | <b>4.51</b>                               | <b>6.72</b>  | <b>6.14</b>  | <b>9.08</b>  | <b>10.93</b> | <b>12.92</b> | <b>16.42</b> | <b>17.36</b>  | <b>22.83</b>  | <b>29.06</b>  | <b>45.11</b>  | <b>125.17</b> | <b>26.63</b>          | <b>522</b>                 | <b>2974</b>        |
| <b>total</b>                      | <b>22.91</b>                              | <b>30.76</b> | <b>39.89</b> | <b>47.68</b> | <b>62.09</b> | <b>79.27</b> | <b>92.06</b> | <b>114.99</b> | <b>149.99</b> | <b>214.85</b> | <b>317.10</b> | <b>607.95</b> | <b>158.25</b>         | <b>996</b>                 | <b>5513</b>        |
| sample households                 | 183                                       | 177          | 262          | 281          | 417          | 386          | 420          | 530           | 645           | 841           | 518           | 868           | 5528                  | X                          | X                  |
| <b>Orissa</b>                     |   |              |              |              |              |              |              |               |               |               |               |               | No. of sample blocks: |                            | 104                |
| amusement                         | 0.51                                      | 0.70         | 1.13         | 1.19         | 1.23         | 3.33         | 3.46         | 2.77          | 4.88          | 4.22          | 6.97          | 18.62         | 2.98                  | 397                        | 400                |
| goods personal care               | 0.10                                      | 0.06         | 0.22         | 0.28         | 0.38         | 1.25         | 1.36         | 1.50          | 1.50          | 2.91          | 2.60          | 8.85          | 1.23                  | 194                        | 208                |
| toilet articles                   | 3.66                                      | 4.25         | 5.69         | 8.38         | 8.57         | 10.60        | 11.69        | 12.49         | 15.68         | 20.08         | 24.49         | 28.40         | 11.38                 | 992                        | 1028               |
| sundry articles                   | 2.22                                      | 2.88         | 3.78         | 5.01         | 5.75         | 6.62         | 8.65         | 9.04          | 11.93         | 15.44         | 19.02         | 18.15         | 8.08                  | 977                        | 1021               |
| <b>misc. consumer goods</b>       | <b>6.49</b>                               | <b>7.90</b>  | <b>10.81</b> | <b>14.86</b> | <b>15.93</b> | <b>21.80</b> | <b>25.16</b> | <b>25.80</b>  | <b>33.99</b>  | <b>42.65</b>  | <b>53.09</b>  | <b>74.02</b>  | <b>23.67</b>          | <b>998</b>                 | <b>1035</b>        |
| consumer services                 | 1.83                                      | 1.62         | 1.72         | 3.26         | 2.75         | 5.60         | 7.37         | 8.24          | 11.36         | 20.86         | 22.98         | 42.61         | 8.08                  | 841                        | 870                |
| conveyance                        | 0.42                                      | 1.18         | 1.84         | 2.79         | 3.17         | 8.39         | 11.41        | 9.08          | 18.51         | 38.21         | 56.42         | 95.07         | 13.55                 | 496                        | 529                |
| <b>misc. consumer services</b>    | <b>2.25</b>                               | <b>2.79</b>  | <b>3.56</b>  | <b>6.05</b>  | <b>5.92</b>  | <b>13.99</b> | <b>18.78</b> | <b>17.32</b>  | <b>29.87</b>  | <b>59.07</b>  | <b>79.40</b>  | <b>137.68</b> | <b>21.63</b>          | <b>882</b>                 | <b>912</b>         |
| rent                              | 0.61                                      | 1.16         | 2.76         | 3.62         | 11.11        | 7.27         | 16.03        | 24.07         | 23.02         | 46.74         | 90.71         | 114.42        | 19.29                 | 450                        | 472                |
| consumer tax & cesses             | 0.15                                      | 0.11         | 0.16         | 0.25         | 0.18         | 0.41         | 0.69         | 0.79          | 0.80          | 1.03          | 0.72          | 1.72          | 0.51                  | 231                        | 259                |
| <b>misc. goods &amp; services</b> | <b>9.50</b>                               | <b>11.96</b> | <b>17.30</b> | <b>24.79</b> | <b>33.13</b> | <b>43.48</b> | <b>60.66</b> | <b>67.98</b>  | <b>87.67</b>  | <b>149.49</b> | <b>223.91</b> | <b>327.84</b> | <b>65.10</b>          | <b>999</b>                 | <b>1036</b>        |
| educational expenses              | 0.89                                      | 1.67         | 3.55         | 4.95         | 6.39         | 11.68        | 12.24        | 16.23         | 20.52         | 43.26         | 51.29         | 72.88         | 15.47                 | 496                        | 516                |
| medical : non-instnl.             | 0.79                                      | 2.95         | 4.90         | 6.45         | 9.28         | 10.27        | 9.62         | 9.79          | 19.56         | 12.22         | 17.26         | 67.88         | 10.74                 | 410                        | 446                |
| medical: institutional            | 0.83                                      | 1.25         | 1.50         | 0.85         | 1.84         | 1.33         | 2.86         | 2.65          | 9.57          | 7.81          | 3.02          | 40.80         | 4.08                  | 131                        | 129                |
| <b>medical:total</b>              | <b>1.62</b>                               | <b>4.21</b>  | <b>6.40</b>  | <b>7.29</b>  | <b>11.12</b> | <b>11.60</b> | <b>12.48</b> | <b>12.45</b>  | <b>29.13</b>  | <b>20.03</b>  | <b>20.28</b>  | <b>108.68</b> | <b>14.81</b>          | <b>533</b>                 | <b>567</b>         |
| <b>total</b>                      | <b>12.01</b>                              | <b>17.84</b> | <b>27.25</b> | <b>37.03</b> | <b>50.65</b> | <b>66.75</b> | <b>85.38</b> | <b>96.65</b>  | <b>137.32</b> | <b>212.79</b> | <b>295.48</b> | <b>509.39</b> | <b>95.38</b>          | <b>999</b>                 | <b>1036</b>        |
| sample households                 | 47  | 49           | 103          | 86           | 112          | 87           | 90           | 87            | 113           | 119           | 60            | 84            | 1037                  | X                          | X                  |

Table (6): Expenditure (Rs) on items of educational, medical and miscellaneous goods &amp; services per person for a period of 30 days for each monthly per capita expenditure class

| item                              | monthly per capita expenditure class (Rs) |              |              |              |              |              |              |               |               |               |               |               |                       | URBAN                      |             |
|-----------------------------------|---|--------------|--------------|--------------|--------------|--------------|--------------|---------------|---------------|---------------|---------------|---------------|-----------------------|----------------------------|-------------|
|                                   | <160                                      | 160-190      | 190-230      | 230-265      | 265-310      | 310-355      | 355-410      | 410-490       | 490-605       | 605-825       | 825-1055      | 1055 or more  | all                   | hhs. reporting consumption |             |
|                                   |   |              |              |              |              |              |              |               |               |               |               |               |                       | estd. no. per 1000         | sample no.  |
| (1)                               | (2)                                       | (3)          | (4)          | (5)          | (6)          | (7)          | (8)          | (9)           | (10)          | (11)          | (12)          | (13)          | (14)                  | (15)                       | (16)        |
| <b>Punjab</b>                     |   |              |              |              |              |              |              |               |               |               |               |               | No. of sample blocks: |                            | 196         |
| amusement                         | 0.00                                      | 0.06         | 0.21         | 0.62         | 0.63         | 0.15         | 0.60         | 0.98          | 1.80          | 2.93          | 7.25          | 8.75          | 1.91                  | 181                        | 352         |
| goods personal care               | 0.06                                      | 0.00         | 0.10         | 0.20         | 0.36         | 0.25         | 0.67         | 1.02          | 1.02          | 1.40          | 3.10          | 6.89          | 1.18                  | 197                        | 413         |
| toilet articles                   | 4.54                                      | 6.29         | 6.77         | 9.13         | 9.73         | 11.68        | 11.82        | 14.12         | 16.80         | 19.54         | 22.54         | 27.51         | 14.70                 | 994                        | 1931        |
| sundry articles                   | 4.70                                      | 6.94         | 7.87         | 9.00         | 10.15        | 11.01        | 11.73        | 13.05         | 14.86         | 17.34         | 19.54         | 24.18         | 13.59                 | 990                        | 1922        |
| <b>misc. consumer goods</b>       | <b>9.30</b>                               | <b>13.29</b> | <b>14.95</b> | <b>18.95</b> | <b>20.87</b> | <b>23.10</b> | <b>24.82</b> | <b>29.16</b>  | <b>34.49</b>  | <b>41.21</b>  | <b>52.43</b>  | <b>67.33</b>  | <b>31.38</b>          | <b>995</b>                 | <b>1934</b> |
| consumer services                 | 1.33                                      | 2.66         | 2.84         | 2.61         | 3.78         | 5.37         | 6.24         | 6.41          | 12.53         | 20.74         | 34.92         | 73.27         | 13.54                 | 854                        | 1707        |
| conveyance                        | 1.29                                      | 1.84         | 1.76         | 4.75         | 4.19         | 7.10         | 10.85        | 15.15         | 26.15         | 37.91         | 77.02         | 116.16        | 24.87                 | 623                        | 1290        |
| <b>misc. consumer services</b>    | <b>2.62</b>                               | <b>4.50</b>  | <b>4.60</b>  | <b>7.36</b>  | <b>7.97</b>  | <b>12.47</b> | <b>17.09</b> | <b>21.57</b>  | <b>38.67</b>  | <b>58.65</b>  | <b>111.94</b> | <b>189.43</b> | <b>38.41</b>          | <b>933</b>                 | <b>1838</b> |
| rent                              | 0.00                                      | 0.00         | 5.50         | 4.10         | 6.83         | 5.03         | 8.27         | 13.25         | 15.65         | 23.78         | 35.98         | 61.53         | 15.57                 | 312                        | 536         |
| consumer tax & cesses             | 0.32                                      | 0.89         | 0.66         | 1.92         | 1.23         | 1.44         | 1.55         | 2.20          | 3.25          | 3.66          | 5.46          | 7.09          | 2.64                  | 413                        | 919         |
| <b>misc. goods &amp; services</b> | <b>12.23</b>                              | <b>18.68</b> | <b>25.71</b> | <b>32.33</b> | <b>36.89</b> | <b>42.03</b> | <b>51.73</b> | <b>66.17</b>  | <b>92.07</b>  | <b>127.30</b> | <b>205.81</b> | <b>325.38</b> | <b>88.01</b>          | <b>997</b>                 | <b>1940</b> |
| educational expenses              | 0.70                                      | 4.23         | 5.15         | 6.79         | 9.30         | 13.18        | 15.56        | 19.91         | 30.34         | 35.76         | 48.03         | 72.57         | 23.95                 | 616                        | 1272        |
| medical : non-instnl.             | 6.60                                      | 6.18         | 7.00         | 7.91         | 10.79        | 14.97        | 19.34        | 24.87         | 31.39         | 34.37         | 31.81         | 63.03         | 24.09                 | 769                        | 1482        |
| medical: institutional            | 0.00                                      | 0.40         | 0.00         | 0.63         | 0.68         | 0.45         | 0.20         | 0.11          | 2.76          | 11.90         | 18.80         | 132.52        | 9.81                  | 20                         | 35          |
| <b>medical:total</b>              | <b>6.60</b>                               | <b>6.58</b>  | <b>7.00</b>  | <b>8.54</b>  | <b>11.47</b> | <b>15.42</b> | <b>19.54</b> | <b>24.98</b>  | <b>34.14</b>  | <b>46.27</b>  | <b>50.61</b>  | <b>195.55</b> | <b>33.90</b>          | <b>775</b>                 | <b>1495</b> |
| <b>total</b>                      | <b>19.53</b>                              | <b>29.49</b> | <b>37.85</b> | <b>47.65</b> | <b>57.66</b> | <b>70.64</b> | <b>86.83</b> | <b>111.06</b> | <b>156.55</b> | <b>209.33</b> | <b>304.45</b> | <b>593.50</b> | <b>145.86</b>         | <b>998</b>                 | <b>1942</b> |
| sample households                 | 9   | 19           | 58           | 84           | 142          | 152          | 188          | 239           | 282           | 349           | 166           | 259           | 1947                  | X                          | X           |
| <b>Rajasthan</b>                  |   |              |              |              |              |              |              |               |               |               |               |               | No. of sample blocks: |                            | 184         |
| amusement                         | 0.08                                      | 0.13         | 0.14         | 0.46         | 0.62         | 0.69         | 1.39         | 1.57          | 1.76          | 2.63          | 4.53          | 15.22         | 1.62                  | 184                        | 345         |
| goods personal care               | 0.24                                      | 0.07         | 0.21         | 0.44         | 0.53         | 1.37         | 0.70         | 0.74          | 1.84          | 1.25          | 3.65          | 6.47          | 1.12                  | 150                        | 308         |
| toilet articles                   | 3.38                                      | 4.35         | 4.89         | 6.36         | 7.73         | 9.64         | 11.60        | 12.48         | 15.44         | 18.64         | 21.69         | 36.30         | 11.51                 | 972                        | 1756        |
| sundry articles                   | 4.70                                      | 5.25         | 6.43         | 7.33         | 8.28         | 10.43        | 10.88        | 11.83         | 13.53         | 17.02         | 20.14         | 27.24         | 11.15                 | 981                        | 1776        |
| <b>misc. consumer goods</b>       | <b>8.40</b>                               | <b>9.80</b>  | <b>11.68</b> | <b>14.60</b> | <b>17.16</b> | <b>22.12</b> | <b>24.57</b> | <b>26.63</b>  | <b>32.57</b>  | <b>39.54</b>  | <b>50.00</b>  | <b>85.23</b>  | <b>25.39</b>          | <b>993</b>                 | <b>1794</b> |
| consumer services                 | 3.51                                      | 4.39         | 5.86         | 5.82         | 7.48         | 6.80         | 9.37         | 11.61         | 16.36         | 19.14         | 33.51         | 57.42         | 12.15                 | 948                        | 1717        |
| conveyance                        | 1.43                                      | 5.41         | 2.12         | 2.61         | 4.39         | 6.84         | 10.71        | 17.19         | 25.28         | 41.36         | 52.65         | 97.70         | 16.86                 | 479                        | 904         |
| <b>misc. consumer services</b>    | <b>4.95</b>                               | <b>9.80</b>  | <b>7.98</b>  | <b>8.43</b>  | <b>11.87</b> | <b>13.63</b> | <b>20.08</b> | <b>28.81</b>  | <b>41.64</b>  | <b>60.51</b>  | <b>86.16</b>  | <b>155.12</b> | <b>29.01</b>          | <b>961</b>                 | <b>1743</b> |
| rent                              | 1.04                                      | 0.83         | 2.68         | 2.86         | 5.60         | 7.92         | 11.29        | 11.51         | 15.70         | 28.55         | 68.27         | 117.63        | 15.48                 | 275                        | 503         |
| consumer tax & cesses             | 0.77                                      | 0.54         | 1.14         | 1.42         | 1.53         | 1.90         | 2.35         | 2.51          | 2.95          | 3.20          | 4.74          | 5.05          | 2.22                  | 516                        | 1006        |
| <b>misc. goods &amp; services</b> | <b>15.17</b>                              | <b>20.96</b> | <b>23.48</b> | <b>27.31</b> | <b>36.16</b> | <b>45.58</b> | <b>58.29</b> | <b>69.45</b>  | <b>92.85</b>  | <b>131.79</b> | <b>209.18</b> | <b>363.04</b> | <b>72.10</b>          | <b>994</b>                 | <b>1796</b> |
| educational expenses              | 0.98                                      | 2.41         | 1.98         | 3.82         | 5.85         | 10.56        | 9.46         | 17.99         | 23.02         | 25.65         | 57.63         | 64.45         | 15.00                 | 478                        | 857         |
| medical : non-instnl.             | 9.57                                      | 2.13         | 9.26         | 7.43         | 11.65        | 9.08         | 14.67        | 19.61         | 19.93         | 37.14         | 42.60         | 76.61         | 17.97                 | 451                        | 807         |
| medical: institutional            | 0.10                                      | 0.69         | 1.20         | 0.26         | 2.86         | 0.84         | 0.42         | 5.21          | 3.29          | 4.59          | 36.56         | 44.59         | 4.96                  | 28                         | 53          |
| <b>medical:total</b>              | <b>9.67</b>                               | <b>2.82</b>  | <b>10.46</b> | <b>7.69</b>  | <b>14.51</b> | <b>9.92</b>  | <b>15.09</b> | <b>24.82</b>  | <b>23.23</b>  | <b>41.73</b>  | <b>79.16</b>  | <b>121.20</b> | <b>22.93</b>          | <b>475</b>                 | <b>851</b>  |
| <b>total</b>                      | <b>25.82</b>                              | <b>26.19</b> | <b>35.92</b> | <b>38.81</b> | <b>56.52</b> | <b>66.06</b> | <b>82.84</b> | <b>112.26</b> | <b>139.10</b> | <b>199.17</b> | <b>345.97</b> | <b>548.69</b> | <b>110.03</b>         | <b>994</b>                 | <b>1796</b> |
| sample households                 | 46  | 44           | 144          | 119          | 175          | 181          | 206          | 204           | 211           | 190           | 123           | 156           | 1799                  | X                          | X           |

**Table (6): Expenditure (Rs) on items of educational, medical and miscellaneous goods & services per person for a period of 30 days for each monthly per capita expenditure class**

| item                              | monthly per capita expenditure class (Rs) |              |              |              |              |              |              |               |               |               |               |               |                       | hhs. reporting consumption |             |
|-----------------------------------|---|--------------|--------------|--------------|--------------|--------------|--------------|---------------|---------------|---------------|---------------|---------------|-----------------------|----------------------------|-------------|
|                                   | <160                                      | 160-190      | 190-230      | 230-265      | 265-310      | 310-355      | 355-410      | 410-490       | 490-605       | 605-825       | 825-1055      | 1055 or more  | all                   | estd. no. per 1000         | sample no.  |
|                                   | (1)                                       | (2)          | (3)          | (4)          | (5)          | (6)          | (7)          | (8)           | (9)           | (10)          | (11)          | (12)          | (13)                  | (14)                       | (15)        |
| <b>Tamil Nadu</b>                 |   |              |              |              |              |              |              |               |               |               |               |               | No. of sample blocks: |                            | 407         |
| amusement                         | 0.94                                      | 1.57         | 1.80         | 2.09         | 2.76         | 2.75         | 2.64         | 3.70          | 3.94          | 4.68          | 6.28          | 8.97          | 3.19                  | 522                        | 2179        |
| goods personal care               | 0.05                                      | 0.09         | 0.06         | 0.11         | 0.16         | 0.18         | 0.27         | 0.33          | 0.47          | 1.14          | 1.52          | 3.23          | 0.46                  | 65                         | 327         |
| toilet articles                   | 5.32                                      | 7.85         | 8.70         | 8.11         | 9.61         | 10.92        | 12.77        | 14.12         | 15.80         | 18.35         | 20.70         | 26.27         | 12.43                 | 972                        | 3995        |
| sundry articles                   | 3.71                                      | 4.70         | 6.06         | 6.23         | 7.02         | 8.65         | 9.25         | 11.17         | 12.04         | 15.60         | 18.99         | 23.35         | 9.73                  | 977                        | 3961        |
| <b>misc. consumer goods</b>       | <b>10.00</b>                              | <b>14.22</b> | <b>16.62</b> | <b>16.53</b> | <b>19.55</b> | <b>22.49</b> | <b>24.92</b> | <b>29.32</b>  | <b>32.24</b>  | <b>39.77</b>  | <b>47.50</b>  | <b>61.81</b>  | <b>25.81</b>          | <b>989</b>                 | <b>4011</b> |
| consumer services                 | 1.49                                      | 2.28         | 3.20         | 3.99         | 4.83         | 5.63         | 6.61         | 8.25          | 13.36         | 19.90         | 29.97         | 78.05         | 10.99                 | 876                        | 3714        |
| conveyance                        | 2.14                                      | 3.21         | 4.38         | 5.59         | 8.59         | 9.05         | 13.17        | 16.44         | 24.56         | 43.40         | 52.13         | 94.36         | 18.28                 | 782                        | 3175        |
| <b>misc. consumer services</b>    | <b>3.63</b>                               | <b>5.49</b>  | <b>7.58</b>  | <b>9.59</b>  | <b>13.42</b> | <b>14.68</b> | <b>19.78</b> | <b>24.70</b>  | <b>37.92</b>  | <b>63.29</b>  | <b>82.09</b>  | <b>172.41</b> | <b>29.26</b>          | <b>938</b>                 | <b>3863</b> |
| rent                              | 1.94                                      | 4.69         | 6.23         | 9.57         | 13.41        | 18.27        | 20.28        | 29.01         | 45.75         | 50.18         | 83.18         | 126.14        | 27.48                 | 436                        | 1845        |
| consumer tax & cesses             | 0.35                                      | 0.37         | 0.72         | 0.88         | 1.18         | 1.60         | 2.05         | 2.10          | 3.96          | 3.60          | 4.68          | 9.44          | 2.17                  | 357                        | 1524        |
| <b>misc. goods &amp; services</b> | <b>15.93</b>                              | <b>24.76</b> | <b>31.15</b> | <b>36.57</b> | <b>47.55</b> | <b>57.04</b> | <b>67.04</b> | <b>85.13</b>  | <b>119.88</b> | <b>156.85</b> | <b>217.45</b> | <b>369.80</b> | <b>84.73</b>          | <b>992</b>                 | <b>4024</b> |
| educational expenses              | 1.00                                      | 1.17         | 2.23         | 2.47         | 4.39         | 4.40         | 11.19        | 12.28         | 15.81         | 28.49         | 45.81         | 98.17         | 13.82                 | 427                        | 1719        |
| medical : non-instnl.             | 3.17                                      | 4.64         | 5.27         | 7.47         | 7.56         | 10.62        | 10.39        | 16.05         | 20.12         | 28.21         | 27.98         | 50.27         | 13.90                 | 513                        | 2172        |
| medical: institutional            | 0.02                                      | 0.00         | 0.06         | 0.18         | 0.31         | 0.55         | 2.15         | 2.80          | 1.73          | 11.15         | 23.09         | 183.86        | 10.40                 | 21                         | 84          |
| <b>medical:total</b>              | <b>3.19</b>                               | <b>4.64</b>  | <b>5.33</b>  | <b>7.65</b>  | <b>7.87</b>  | <b>11.18</b> | <b>12.54</b> | <b>18.85</b>  | <b>21.85</b>  | <b>39.36</b>  | <b>51.07</b>  | <b>234.12</b> | <b>24.30</b>          | <b>522</b>                 | <b>2208</b> |
| <b>total</b>                      | <b>20.13</b>                              | <b>30.58</b> | <b>38.70</b> | <b>46.69</b> | <b>59.81</b> | <b>72.62</b> | <b>90.78</b> | <b>116.26</b> | <b>157.54</b> | <b>224.70</b> | <b>314.32</b> | <b>702.09</b> | <b>122.84</b>         | <b>993</b>                 | <b>4027</b> |
| sample households                 | 166                                       | 175          | 368          | 364          | 457          | 373          | 399          | 430           | 338           | 381           | 193           | 398           | 4042                  | X                          | X           |
| <b>Uttar Pradesh</b>              |   |              |              |              |              |              |              |               |               |               |               |               | No. of sample blocks: |                            | 448         |
| amusement                         | 0.03                                      | 0.18         | 0.36         | 0.41         | 0.53         | 0.96         | 0.99         | 1.89          | 1.69          | 2.95          | 5.98          | 8.16          | 1.32                  | 175                        | 871         |
| goods personal care               | 0.30                                      | 0.26         | 0.27         | 0.38         | 0.27         | 0.70         | 0.57         | 1.04          | 0.73          | 1.56          | 4.55          | 4.42          | 0.82                  | 150                        | 636         |
| toilet articles                   | 2.59                                      | 4.87         | 5.69         | 7.13         | 8.35         | 10.51        | 11.82        | 14.17         | 16.21         | 19.96         | 26.58         | 31.73         | 11.05                 | 984                        | 4402        |
| sundry articles                   | 3.23                                      | 4.29         | 5.01         | 6.19         | 6.83         | 8.00         | 9.34         | 11.70         | 12.82         | 16.53         | 21.65         | 26.69         | 9.14                  | 989                        | 4423        |
| <b>misc. consumer goods</b>       | <b>6.15</b>                               | <b>9.59</b>  | <b>11.33</b> | <b>14.11</b> | <b>15.98</b> | <b>20.17</b> | <b>22.72</b> | <b>28.80</b>  | <b>31.45</b>  | <b>41.00</b>  | <b>58.76</b>  | <b>71.00</b>  | <b>22.32</b>          | <b>995</b>                 | <b>4441</b> |
| consumer services                 | 3.38                                      | 5.19         | 5.35         | 6.40         | 7.46         | 9.34         | 11.60        | 13.65         | 18.15         | 23.23         | 42.81         | 90.14         | 13.32                 | 968                        | 4344        |
| conveyance                        | 2.17                                      | 1.45         | 2.58         | 3.35         | 3.33         | 7.58         | 11.15        | 14.91         | 20.01         | 37.49         | 57.44         | 101.54        | 13.70                 | 571                        | 2614        |
| <b>misc. consumer services</b>    | <b>5.54</b>                               | <b>6.64</b>  | <b>7.93</b>  | <b>9.74</b>  | <b>10.79</b> | <b>16.92</b> | <b>22.75</b> | <b>28.56</b>  | <b>38.17</b>  | <b>60.72</b>  | <b>100.25</b> | <b>191.68</b> | <b>27.02</b>          | <b>974</b>                 | <b>4378</b> |
| rent                              | 0.41                                      | 0.98         | 1.40         | 3.22         | 4.30         | 5.06         | 8.34         | 12.63         | 24.81         | 36.54         | 25.92         | 69.69         | 11.13                 | 284                        | 1189        |
| consumer tax & cesses             | 0.89                                      | 0.27         | 0.46         | 0.70         | 0.75         | 0.89         | 1.02         | 1.58          | 1.82          | 5.03          | 4.33          | 3.51          | 1.39                  | 255                        | 1209        |
| <b>misc. goods &amp; services</b> | <b>12.99</b>                              | <b>17.48</b> | <b>21.11</b> | <b>27.77</b> | <b>31.81</b> | <b>43.04</b> | <b>54.82</b> | <b>71.57</b>  | <b>96.25</b>  | <b>143.29</b> | <b>189.27</b> | <b>335.87</b> | <b>61.87</b>          | <b>996</b>                 | <b>4442</b> |
| educational expenses              | 1.45                                      | 3.10         | 5.40         | 5.96         | 11.01        | 12.72        | 15.17        | 22.38         | 38.33         | 39.49         | 56.19         | 84.92         | 18.06                 | 593                        | 2601        |
| medical : non-instnl.             | 4.90                                      | 8.12         | 8.75         | 12.65        | 12.88        | 17.82        | 20.14        | 19.21         | 23.38         | 26.17         | 38.49         | 41.24         | 16.65                 | 669                        | 3024        |
| medical: institutional            | 0.00                                      | 0.00         | 0.00         | 0.04         | 0.25         | 0.36         | 0.40         | 0.87          | 1.55          | 2.42          | 0.00          | 64.24         | 2.35                  | 9                          | 56          |
| <b>medical:total</b>              | <b>4.90</b>                               | <b>8.12</b>  | <b>8.75</b>  | <b>12.69</b> | <b>13.13</b> | <b>18.18</b> | <b>20.54</b> | <b>20.08</b>  | <b>24.92</b>  | <b>28.59</b>  | <b>38.49</b>  | <b>105.48</b> | <b>19.00</b>          | <b>675</b>                 | <b>3062</b> |
| <b>total</b>                      | <b>19.34</b>                              | <b>28.71</b> | <b>35.26</b> | <b>46.42</b> | <b>55.96</b> | <b>73.94</b> | <b>90.53</b> | <b>114.03</b> | <b>159.50</b> | <b>211.37</b> | <b>283.95</b> | <b>526.26</b> | <b>98.93</b>          | <b>996</b>                 | <b>4443</b> |
| sample households                 | 257                                       | 226          | 450          | 403          | 507          | 387          | 397          | 451           | 423           | 428           | 211           | 311           | 4451                  | X                          | X           |

Table (6): Expenditure (Rs) on items of educational, medical and miscellaneous goods &amp; services per person for a period of 30 days for each monthly per capita expenditure class

| item                              | monthly per capita expenditure class (Rs) |              |              |              |              |              |              |              |               |               |               |               |                       | URBAN                      |                    |
|-----------------------------------|---|--------------|--------------|--------------|--------------|--------------|--------------|--------------|---------------|---------------|---------------|---------------|-----------------------|----------------------------|--------------------|
|                                   | <160                                      | 160-190      | 190-230      | 230-265      | 265-310      | 310-355      | 355-410      | 410-490      | 490-605       | 605-825       | 825-1055      | 1055 or more  | all                   | hhs. reporting consumption |                    |
|                                   | (1)                                       | (2)          | (3)          | (4)          | (5)          | (6)          | (7)          | (8)          | (9)           | (10)          | (11)          | (12)          | (13)                  | (14)                       | estd. no. per 1000 |
| <b>West Bengal</b>                |   |              |              |              |              |              |              |              |               |               |               |               | No. of sample blocks: |                            | 335                |
| amusement                         | 0.57                                      | 0.65         | 0.67         | 0.92         | 1.21         | 1.69         | 1.27         | 2.04         | 2.38          | 4.24          | 7.35          | 14.81         | 2.78                  | 422                        | 1372               |
| goods personal care               | 0.23                                      | 0.13         | 0.29         | 0.14         | 0.69         | 0.78         | 1.12         | 1.30         | 1.52          | 2.74          | 3.61          | 8.01          | 1.56                  | 160                        | 588                |
| toilet articles                   | 3.59                                      | 4.53         | 5.10         | 6.38         | 7.65         | 9.55         | 11.27        | 13.19        | 16.31         | 19.94         | 25.25         | 34.29         | 12.88                 | 992                        | 3318               |
| sundry articles                   | 2.48                                      | 3.19         | 3.66         | 4.87         | 5.55         | 6.40         | 7.95         | 9.14         | 10.60         | 13.86         | 17.17         | 23.37         | 8.89                  | 990                        | 3305               |
| <b>misc. consumer goods</b>       | <b>6.87</b>                               | <b>8.50</b>  | <b>9.72</b>  | <b>12.31</b> | <b>15.10</b> | <b>18.42</b> | <b>21.61</b> | <b>25.66</b> | <b>30.81</b>  | <b>40.78</b>  | <b>53.38</b>  | <b>80.48</b>  | <b>26.12</b>          | <b>997</b>                 | <b>3331</b>        |
| consumer services                 | 1.58                                      | 2.14         | 2.43         | 3.29         | 3.96         | 4.92         | 6.43         | 9.01         | 15.68         | 25.86         | 42.94         | 93.17         | 15.28                 | 929                        | 3101               |
| conveyance                        | 0.87                                      | 2.65         | 1.90         | 3.23         | 4.68         | 6.98         | 8.04         | 11.87        | 19.97         | 32.01         | 44.82         | 101.49        | 17.69                 | 711                        | 2424               |
| <b>misc. consumer services</b>    | <b>2.46</b>                               | <b>4.80</b>  | <b>4.33</b>  | <b>6.53</b>  | <b>8.63</b>  | <b>11.90</b> | <b>14.47</b> | <b>20.88</b> | <b>35.65</b>  | <b>57.87</b>  | <b>87.76</b>  | <b>194.66</b> | <b>32.96</b>          | <b>955</b>                 | <b>3183</b>        |
| rent                              | 0.61                                      | 2.32         | 2.32         | 3.33         | 5.23         | 7.39         | 8.86         | 9.96         | 18.12         | 27.07         | 40.24         | 46.08         | 13.62                 | 402                        | 1324               |
| consumer tax & cesses             | 0.36                                      | 0.13         | 0.23         | 0.19         | 0.15         | 0.36         | 0.90         | 0.45         | 0.81          | 1.26          | 1.83          | 6.38          | 0.93                  | 198                        | 669                |
| <b>misc. goods &amp; services</b> | <b>10.30</b>                              | <b>15.75</b> | <b>16.61</b> | <b>22.36</b> | <b>29.13</b> | <b>38.07</b> | <b>45.83</b> | <b>56.95</b> | <b>85.39</b>  | <b>126.98</b> | <b>183.21</b> | <b>327.60</b> | <b>73.63</b>          | <b>999</b>                 | <b>3337</b>        |
| educational expenses              | 1.18                                      | 2.05         | 4.32         | 6.89         | 8.99         | 12.67        | 14.44        | 19.53        | 34.14         | 45.19         | 62.31         | 107.05        | 24.92                 | 581                        | 1989               |
| medical : non-instnl.             | 2.09                                      | 4.15         | 6.27         | 7.52         | 9.67         | 12.24        | 15.23        | 21.15        | 22.09         | 30.51         | 51.38         | 83.63         | 20.65                 | 584                        | 1959               |
| medical: institutional            | 0.13                                      | 0.16         | 0.04         | 0.34         | 0.13         | 0.48         | 0.94         | 0.51         | 0.44          | 0.04          | 16.94         | 46.07         | 3.74                  | 12                         | 41                 |
| <b>medical:total</b>              | <b>2.22</b>                               | <b>4.32</b>  | <b>6.31</b>  | <b>7.86</b>  | <b>9.80</b>  | <b>12.72</b> | <b>16.17</b> | <b>21.67</b> | <b>22.53</b>  | <b>30.55</b>  | <b>68.33</b>  | <b>129.70</b> | <b>24.39</b>          | <b>591</b>                 | <b>1980</b>        |
| <b>total</b>                      | <b>13.70</b>                              | <b>22.11</b> | <b>27.24</b> | <b>37.11</b> | <b>47.92</b> | <b>63.45</b> | <b>76.45</b> | <b>98.15</b> | <b>142.06</b> | <b>202.72</b> | <b>313.84</b> | <b>564.35</b> | <b>122.94</b>         | <b>999</b>                 | <b>3337</b>        |
| sample households                 | 83  | 102          | 221          | 249          | 288          | 293          | 299          | 338          | 396           | 520           | 212           | 337           | 3338                  | X                          | X                  |

Table (7): Per 1000 distribution of households, persons &amp; consumer units, number of adult males, adult females, children, total persons and total consumer units per 1000 households for each fractile group

| fractile group          | house-holds | persons     | consumer units | no. per 1000 households |             |             |            |             |                | persons     | consumer units | sample hhs. | persons |
|-------------------------|-------------|-------------|----------------|-------------------------|-------------|-------------|------------|-------------|----------------|-------------|----------------|-------------|---------|
|                         |             |             |                | adult                   |             | child       |            | persons     | consumer units |             |                |             |         |
|                         |             |             |                | male                    | female      | male        | female     |             |                |             |                |             |         |
| (1)                     | (2)         | (3)         | (4)            | (5)                     | (6)         | (7)         | (8)        | (9)         | (10)           | (11)        | (12)           |             |         |
| <b>Rural</b>            |             |             |                |                         |             |             |            |             |                |             |                |             |         |
| <b>Andhra Pradesh</b>   |             |             |                |                         |             |             |            |             |                |             |                |             |         |
| no. of sample villages: |             |             |                |                         |             |             |            |             |                |             | 492            |             |         |
| 0 - 5                   | 41          | 50          | 48             | 1203                    | 1375        | 1214        | 1260       | 5052        | 3907           | 182         | 939            |             |         |
| 5 - 10                  | 40          | 50          | 49             | 1367                    | 1474        | 1120        | 1257       | 5218        | 4102           | 174         | 917            |             |         |
| 10 - 20                 | 83          | 100         | 98             | 1374                    | 1507        | 1067        | 1078       | 5026        | 3972           | 382         | 1969           |             |         |
| 20 - 30                 | 90          | 100         | 99             | 1420                    | 1453        | 873         | 878        | 4624        | 3678           | 418         | 1987           |             |         |
| 30 - 40                 | 95          | 100         | 99             | 1363                    | 1443        | 766         | 834        | 4406        | 3498           | 430         | 1951           |             |         |
| 40 - 50                 | 98          | 100         | 100            | 1387                    | 1386        | 707         | 765        | 4245        | 3418           | 444         | 1958           |             |         |
| 50 - 60                 | 104         | 100         | 101            | 1373                    | 1408        | 658         | 564        | 4004        | 3235           | 497         | 2077           |             |         |
| 60 - 70                 | 104         | 100         | 102            | 1472                    | 1383        | 576         | 559        | 3990        | 3251           | 511         | 2201           |             |         |
| 70 - 80                 | 111         | 100         | 101            | 1347                    | 1360        | 494         | 537        | 3738        | 3017           | 531         | 2155           |             |         |
| 80 - 90                 | 109         | 100         | 100            | 1346                    | 1354        | 574         | 525        | 3799        | 3066           | 591         | 2491           |             |         |
| 90 - 95                 | 63          | 50          | 51             | 1246                    | 1190        | 425         | 476        | 3338        | 2722           | 299         | 1131           |             |         |
| 95 - 100                | 62          | 50          | 51             | 1376                    | 1292        | 395         | 321        | 3384        | 2772           | 449         | 1632           |             |         |
| <b>all classes</b>      | <b>1000</b> | <b>1000</b> | <b>1000</b>    | <b>1367</b>             | <b>1388</b> | <b>701</b>  | <b>708</b> | <b>4164</b> | <b>3339</b>    | <b>4908</b> | <b>21408</b>   |             |         |
| estd. no.(00)           | 110281      | 459205      | 368233         | 150781                  | 153071      | 77272       | 78081      | 459205      | 368233         | X           | X              |             |         |
| sample no.              | 4908        | 21408       | 17180          | 7131                    | 7201        | 3535        | 3541       | X           | X              | X           | X              |             |         |
| <b>Assam</b>            |             |             |                |                         |             |             |            |             |                |             |                |             |         |
| no. of sample villages: |             |             |                |                         |             |             |            |             |                |             | 320            |             |         |
| 0 - 5                   | 43          | 50          | 49             | 1505                    | 1390        | 1696        | 1349       | 5940        | 4853           | 133         | 766            |             |         |
| 5 - 10                  | 44          | 50          | 49             | 1484                    | 1561        | 1491        | 1239       | 5774        | 4670           | 140         | 799            |             |         |
| 10 - 20                 | 91          | 100         | 98             | 1601                    | 1470        | 1499        | 1041       | 5611        | 4539           | 244         | 1382           |             |         |
| 20 - 30                 | 90          | 100         | 99             | 1706                    | 1535        | 1298        | 1088       | 5627        | 4600           | 275         | 1558           |             |         |
| 30 - 40                 | 91          | 100         | 100            | 1863                    | 1644        | 1169        | 922        | 5597        | 4604           | 271         | 1558           |             |         |
| 40 - 50                 | 97          | 100         | 98             | 1710                    | 1585        | 1060        | 865        | 5220        | 4234           | 300         | 1567           |             |         |
| 50 - 60                 | 102         | 100         | 100            | 1773                    | 1485        | 1003        | 726        | 4987        | 4097           | 305         | 1556           |             |         |
| 60 - 70                 | 99          | 100         | 101            | 1918                    | 1468        | 961         | 766        | 5113        | 4271           | 305         | 1624           |             |         |
| 70 - 80                 | 105         | 100         | 102            | 1931                    | 1458        | 817         | 663        | 4869        | 4101           | 326         | 1664           |             |         |
| 80 - 90                 | 115         | 100         | 102            | 1748                    | 1379        | 678         | 618        | 4424        | 3716           | 406         | 1929           |             |         |
| 90 - 95                 | 57          | 50          | 50             | 1749                    | 1450        | 642         | 560        | 4401        | 3678           | 206         | 987            |             |         |
| 95 - 100                | 65          | 50          | 51             | 1592                    | 1430        | 508         | 426        | 3957        | 3275           | 288         | 1324           |             |         |
| <b>all classes</b>      | <b>1000</b> | <b>1000</b> | <b>1000</b>    | <b>1744</b>             | <b>1489</b> | <b>1033</b> | <b>824</b> | <b>5090</b> | <b>4196</b>    | <b>3199</b> | <b>16714</b>   |             |         |
| estd. no.(00)           | 35512       | 180756      | 149012         | 61940                   | 52887       | 36668       | 29260      | 180756      | 149012         | X           | X              |             |         |
| sample no.              | 3199        | 16714       | 13795          | 5807                    | 4948        | 3294        | 2665       | X           | X              | X           | X              |             |         |
| <b>Bihar</b>            |             |             |                |                         |             |             |            |             |                |             |                |             |         |
| no. of sample villages: |             |             |                |                         |             |             |            |             |                |             | 699            |             |         |
| 0 - 5                   | 45          | 50          | 49             | 1339                    | 1432        | 1432        | 1336       | 5539        | 4327           | 301         | 1650           |             |         |
| 5 - 10                  | 46          | 50          | 49             | 1437                    | 1383        | 1379        | 1232       | 5431        | 4277           | 298         | 1653           |             |         |
| 10 - 20                 | 87          | 100         | 99             | 1548                    | 1515        | 1452        | 1250       | 5765        | 4565           | 562         | 3281           |             |         |
| 20 - 30                 | 93          | 100         | 99             | 1524                    | 1510        | 1296        | 1032       | 5362        | 4276           | 611         | 3367           |             |         |
| 30 - 40                 | 89          | 100         | 99             | 1636                    | 1589        | 1237        | 1115       | 5577        | 4446           | 592         | 3425           |             |         |
| 40 - 50                 | 91          | 100         | 100            | 1592                    | 1567        | 1316        | 1041       | 5516        | 4408           | 591         | 3334           |             |         |
| 50 - 60                 | 97          | 100         | 101            | 1631                    | 1536        | 1109        | 894        | 5170        | 4181           | 656         | 3540           |             |         |
| 60 - 70                 | 105         | 100         | 100            | 1530                    | 1433        | 1001        | 780        | 4744        | 3824           | 735         | 3740           |             |         |
| 70 - 80                 | 110         | 100         | 101            | 1524                    | 1441        | 931         | 652        | 4548        | 3686           | 764         | 3739           |             |         |
| 80 - 90                 | 112         | 100         | 101            | 1542                    | 1445        | 835         | 657        | 4479        | 3620           | 804         | 3984           |             |         |
| 90 - 95                 | 58          | 50          | 51             | 1558                    | 1435        | 707         | 611        | 4311        | 3532           | 436         | 2094           |             |         |
| 95 - 100                | 68          | 50          | 51             | 1489                    | 1181        | 514         | 500        | 3683        | 3009           | 629         | 2760           |             |         |
| <b>all classes</b>      | <b>1000</b> | <b>1000</b> | <b>1000</b>    | <b>1543</b>             | <b>1466</b> | <b>1088</b> | <b>898</b> | <b>4994</b> | <b>4006</b>    | <b>6979</b> | <b>36567</b>   |             |         |
| estd. no.(00)           | 123511      | 616867      | 494839         | 190530                  | 181078      | 134374      | 110885     | 616867      | 494839         | X           | X              |             |         |
| sample no.              | 6979        | 36567       | 29351          | 11430                   | 10779       | 7883        | 6475       | X           | X              | X           | X              |             |         |



Table (7): Per 1000 distribution of households, persons & consumer units, number of adult males, adult females, children, total persons and total consumer units per 1000 households for each fractile group

| fractile group     | house-holds | persons     | con-sumer units | no. per 1000 households |             |             |             |             |                | persons     | consumer units          | sample hhs.             | persons |
|--------------------|-------------|-------------|-----------------|-------------------------|-------------|-------------|-------------|-------------|----------------|-------------|-------------------------|-------------------------|---------|
|                    |             |             |                 | adult                   |             | child       |             | persons     | consumer units |             |                         |                         |         |
|                    |             |             |                 | male                    | female      | male        | female      |             |                |             |                         |                         |         |
| (1)                | (2)         | (3)         | (4)             | (5)                     | (6)         | (7)         | (8)         | (9)         | (10)           | (11)        | (12)                    |                         |         |
| <b>Rural</b>       |             |             |                 |                         |             |             |             |             |                |             |                         |                         |         |
| <b>Gujarat</b>     |             |             |                 |                         |             |             |             |             |                |             | no. of sample villages: | 223                     |         |
| 0 - 5              | 38          | 50          | 49              | 1804                    | 1702        | 1382        | 1674        | 6562        | 5213           | 75          | 507                     |                         |         |
| 5 - 10             | 36          | 46          | 44              | 1673                    | 1862        | 1483        | 1423        | 6441        | 4986           | 77          | 518                     |                         |         |
| 10 - 20            | 89          | 104         | 103             | 1696                    | 1599        | 1371        | 1226        | 5893        | 4696           | 172         | 1034                    |                         |         |
| 20 - 30            | 87          | 100         | 100             | 1721                    | 1778        | 1154        | 1131        | 5784        | 4662           | 188         | 1123                    |                         |         |
| 30 - 40            | 96          | 100         | 99              | 1653                    | 1676        | 970         | 951         | 5250        | 4209           | 201         | 1092                    |                         |         |
| 40 - 50            | 93          | 100         | 101             | 1846                    | 1788        | 974         | 859         | 5467        | 4434           | 193         | 1088                    |                         |         |
| 50 - 60            | 95          | 100         | 101             | 1739                    | 1665        | 1100        | 791         | 5295        | 4333           | 201         | 1149                    |                         |         |
| 60 - 70            | 100         | 100         | 100             | 1701                    | 1717        | 842         | 766         | 5026        | 4063           | 216         | 1177                    |                         |         |
| 70 - 80            | 106         | 100         | 101             | 1719                    | 1600        | 796         | 639         | 4754        | 3879           | 254         | 1354                    |                         |         |
| 80 - 90            | 120         | 100         | 101             | 1567                    | 1445        | 793         | 433         | 4238        | 3435           | 258         | 1178                    |                         |         |
| 90 - 95            | 65          | 50          | 50              | 1514                    | 1424        | 516         | 461         | 3916        | 3161           | 176         | 781                     |                         |         |
| 95 - 100           | 75          | 50          | 52              | 1642                    | 1229        | 345         | 154         | 3370        | 2814           | 208         | 845                     |                         |         |
| <b>all classes</b> | <b>1000</b> | <b>1000</b> | <b>1000</b>     | <b>1687</b>             | <b>1614</b> | <b>940</b>  | <b>807</b>  | <b>5048</b> | <b>4077</b>    | <b>2219</b> | <b>11846</b>            |                         |         |
| estd. no.(00)      | 51559       | 260282      | 210181          | 86982                   | 83199       | 48484       | 41617       | 260282      | 210181         | X           | X                       |                         |         |
| sample no.         | 2219        | 11846       | 9561            | 3943                    | 3806        | 2164        | 1933        | X           | X              | X           | X                       |                         |         |
| <b>Haryana</b>     |             |             |                 |                         |             |             |             |             |                |             |                         | no. of sample villages: | 104     |
| 0 - 5              | 42          | 50          | 48              | 1276                    | 1540        | 1729        | 2006        | 6549        | 5095           | 40          | 257                     |                         |         |
| 5 - 10             | 42          | 49          | 48              | 1590                    | 1504        | 1688        | 1593        | 6375        | 5056           | 37          | 235                     |                         |         |
| 10 - 20            | 97          | 101         | 100             | 1518                    | 1621        | 1499        | 1153        | 5791        | 4610           | 89          | 548                     |                         |         |
| 20 - 30            | 91          | 100         | 98              | 1636                    | 1606        | 1490        | 1412        | 6145        | 4792           | 85          | 528                     |                         |         |
| 30 - 40            | 98          | 100         | 98              | 1598                    | 1547        | 1311        | 1184        | 5641        | 4444           | 92          | 534                     |                         |         |
| 40 - 50            | 95          | 100         | 99              | 1758                    | 1552        | 1337        | 1210        | 5857        | 4625           | 99          | 623                     |                         |         |
| 50 - 60            | 95          | 100         | 99              | 1899                    | 1698        | 1077        | 1192        | 5866        | 4655           | 93          | 585                     |                         |         |
| 60 - 70            | 99          | 99          | 101             | 1881                    | 1677        | 1107        | 927         | 5592        | 4566           | 105         | 642                     |                         |         |
| 70 - 80            | 102         | 101         | 102             | 1737                    | 1701        | 1206        | 815         | 5459        | 4418           | 122         | 723                     |                         |         |
| 80 - 90            | 109         | 99          | 103             | 1754                    | 1510        | 1110        | 697         | 5072        | 4193           | 127         | 708                     |                         |         |
| 90 - 95            | 65          | 51          | 52              | 1813                    | 1312        | 685         | 484         | 4295        | 3539           | 75          | 370                     |                         |         |
| 95 - 100           | 65          | 50          | 52              | 1698                    | 1230        | 833         | 488         | 4249        | 3518           | 76          | 366                     |                         |         |
| <b>all classes</b> | <b>1000</b> | <b>1000</b> | <b>1000</b>     | <b>1703</b>             | <b>1561</b> | <b>1235</b> | <b>1050</b> | <b>5548</b> | <b>4444</b>    | <b>1040</b> | <b>6119</b>             |                         |         |
| estd. no.(00)      | 22931       | 127219      | 101917          | 39057                   | 35786       | 28310       | 24067       | 127219      | 101917         | X           | X                       |                         |         |
| sample no.         | 1040        | 6119        | 4891            | 1900                    | 1747        | 1354        | 1118        | X           | X              | X           | X                       |                         |         |
| <b>Karnataka</b>   |             |             |                 |                         |             |             |             |             |                |             |                         | no. of sample villages: | 263     |
| 0 - 5              | 40          | 50          | 49              | 1652                    | 1719        | 1659        | 1408        | 6438        | 5088           | 95          | 618                     |                         |         |
| 5 - 10             | 46          | 50          | 49              | 1373                    | 1603        | 1436        | 1160        | 5573        | 4380           | 100         | 577                     |                         |         |
| 10 - 20            | 86          | 100         | 98              | 1684                    | 1780        | 1155        | 1333        | 5952        | 4719           | 194         | 1169                    |                         |         |
| 20 - 30            | 84          | 100         | 100             | 1877                    | 1783        | 1225        | 1229        | 6113        | 4910           | 193         | 1228                    |                         |         |
| 30 - 40            | 96          | 100         | 100             | 1657                    | 1642        | 1041        | 985         | 5325        | 4294           | 219         | 1234                    |                         |         |
| 40 - 50            | 94          | 100         | 100             | 1673                    | 1685        | 1043        | 1014        | 5415        | 4359           | 228         | 1278                    |                         |         |
| 50 - 60            | 102         | 100         | 101             | 1683                    | 1625        | 835         | 893         | 5036        | 4088           | 260         | 1474                    |                         |         |
| 60 - 70            | 100         | 100         | 100             | 1680                    | 1772        | 836         | 814         | 5103        | 4104           | 263         | 1464                    |                         |         |
| 70 - 80            | 107         | 100         | 101             | 1660                    | 1654        | 707         | 750         | 4771        | 3856           | 296         | 1544                    |                         |         |
| 80 - 90            | 115         | 100         | 101             | 1584                    | 1549        | 678         | 611         | 4422        | 3604           | 324         | 1633                    |                         |         |
| 90 - 95            | 63          | 50          | 51              | 1537                    | 1594        | 480         | 460         | 4070        | 3319           | 193         | 867                     |                         |         |
| 95 - 100           | 68          | 50          | 51              | 1560                    | 1390        | 432         | 384         | 3766        | 3077           | 252         | 1086                    |                         |         |
| <b>all classes</b> | <b>1000</b> | <b>1000</b> | <b>1000</b>     | <b>1649</b>             | <b>1653</b> | <b>913</b>  | <b>894</b>  | <b>5109</b> | <b>4113</b>    | <b>2617</b> | <b>14172</b>            |                         |         |
| estd. no.(00)      | 57725       | 294897      | 237417          | 95180                   | 95394       | 52717       | 51606       | 294897      | 237417         | X           | X                       |                         |         |
| sample no.         | 2617        | 14172       | 11412           | 4664                    | 4618        | 2461        | 2429        | X           | X              | X           | X                       |                         |         |

Table (7): Per 1000 distribution of households, persons &amp; consumer units, number of adult males, adult females, children, total persons and total consumer units per 1000 households for each fractile group

| fractile group          | house-holds | persons     | consumer units | no. per 1000 households |             |             |            |             |                | sample hhs. | persons      |
|-------------------------|-------------|-------------|----------------|-------------------------|-------------|-------------|------------|-------------|----------------|-------------|--------------|
|                         |             |             |                | adult                   |             | child       |            | persons     | consumer units |             |              |
|                         |             |             |                | male                    | female      | male        | female     |             |                |             |              |
| (1)                     | (2)         | (3)         | (4)            | (5)                     | (6)         | (7)         | (8)        | (9)         | (10)           | (11)        | (12)         |
| <b>Rural</b>            |             |             |                |                         |             |             |            |             |                |             |              |
| <b>Kerala</b>           |             |             |                |                         |             |             |            |             |                |             |              |
| no. of sample villages: |             |             |                |                         |             |             |            |             |                |             | 256          |
| 0 - 5                   | 39          | 50          | 49             | 1468                    | 1990        | 1159        | 1160       | 5777        | 4595           | 94          | 542          |
| 5 - 10                  | 44          | 50          | 49             | 1476                    | 1753        | 1040        | 948        | 5217        | 4124           | 103         | 550          |
| 10 - 20                 | 87          | 100         | 100            | 1576                    | 1993        | 874         | 828        | 5271        | 4201           | 192         | 1012         |
| 20 - 30                 | 85          | 100         | 100            | 1589                    | 1845        | 939         | 1026       | 5399        | 4324           | 197         | 1068         |
| 30 - 40                 | 92          | 100         | 100            | 1478                    | 1914        | 814         | 746        | 4952        | 3962           | 216         | 1075         |
| 40 - 50                 | 98          | 100         | 100            | 1590                    | 1741        | 691         | 635        | 4658        | 3736           | 224         | 1060         |
| 50 - 60                 | 103         | 100         | 100            | 1520                    | 1758        | 585         | 574        | 4438        | 3577           | 246         | 1130         |
| 60 - 70                 | 100         | 100         | 99             | 1514                    | 1847        | 676         | 497        | 4534        | 3618           | 247         | 1138         |
| 70 - 80                 | 106         | 100         | 101            | 1510                    | 1670        | 614         | 496        | 4290        | 3467           | 260         | 1157         |
| 80 - 90                 | 113         | 100         | 101            | 1514                    | 1576        | 484         | 476        | 4050        | 3264           | 301         | 1295         |
| 90 - 95                 | 63          | 50          | 50             | 1366                    | 1480        | 338         | 413        | 3598        | 2901           | 207         | 822          |
| 95 - 100                | 69          | 50          | 51             | 1244                    | 1317        | 398         | 338        | 3298        | 2666           | 268         | 983          |
| <b>all classes</b>      | <b>1000</b> | <b>1000</b> | <b>1000</b>    | <b>1498</b>             | <b>1738</b> | <b>686</b>  | <b>642</b> | <b>4565</b> | <b>3660</b>    | <b>2555</b> | <b>11832</b> |
| estd. no.(00)           | 38986       | 177958      | 142705         | 58420                   | 67765       | 26748       | 25025      | 177958      | 142705         | X           | X            |
| sample no.              | 2555        | 11832       | 9484           | 3919                    | 4517        | 1758        | 1638       | X           | X              | X           | X            |
| <b>Madhya Pradesh</b>   |             |             |                |                         |             |             |            |             |                |             |              |
| no. of sample villages: |             |             |                |                         |             |             |            |             |                |             | 533          |
| 0 - 5                   | 42          | 50          | 48             | 1402                    | 1505        | 1460        | 1664       | 6031        | 4703           | 208         | 1282         |
| 5 - 10                  | 45          | 50          | 49             | 1457                    | 1545        | 1424        | 1300       | 5727        | 4464           | 222         | 1315         |
| 10 - 20                 | 92          | 100         | 99             | 1472                    | 1501        | 1275        | 1328       | 5576        | 4432           | 441         | 2508         |
| 20 - 30                 | 93          | 100         | 99             | 1646                    | 1575        | 1170        | 1075       | 5466        | 4351           | 459         | 2609         |
| 30 - 40                 | 94          | 100         | 100            | 1678                    | 1657        | 1117        | 990        | 5441        | 4359           | 469         | 2614         |
| 40 - 50                 | 97          | 100         | 100            | 1625                    | 1595        | 1123        | 940        | 5283        | 4234           | 486         | 2692         |
| 50 - 60                 | 97          | 100         | 100            | 1725                    | 1602        | 1051        | 864        | 5242        | 4216           | 502         | 2810         |
| 60 - 70                 | 101         | 100         | 100            | 1710                    | 1549        | 935         | 847        | 5040        | 4070           | 526         | 2867         |
| 70 - 80                 | 108         | 100         | 101            | 1651                    | 1522        | 816         | 738        | 4727        | 3822           | 571         | 3002         |
| 80 - 90                 | 112         | 100         | 101            | 1668                    | 1431        | 801         | 650        | 4550        | 3700           | 639         | 3233         |
| 90 - 95                 | 57          | 50          | 51             | 1641                    | 1447        | 791         | 603        | 4482        | 3647           | 346         | 1742         |
| 95 - 100                | 62          | 50          | 51             | 1629                    | 1399        | 670         | 450        | 4148        | 3393           | 444         | 2115         |
| <b>all classes</b>      | <b>1000</b> | <b>1000</b> | <b>1000</b>    | <b>1628</b>             | <b>1534</b> | <b>1026</b> | <b>919</b> | <b>5107</b> | <b>4097</b>    | <b>5313</b> | <b>28789</b> |
| estd. no.(00)           | 95602       | 488190      | 391667         | 155648                  | 146611      | 98092       | 87839      | 488190      | 391667         | X           | X            |
| sample no.              | 5313        | 28789       | 23097          | 9244                    | 8672        | 5742        | 5131       | X           | X              | X           | X            |
| <b>Maharashtra</b>      |             |             |                |                         |             |             |            |             |                |             |              |
| no. of sample villages: |             |             |                |                         |             |             |            |             |                |             | 445          |
| 0 - 5                   | 41          | 50          | 49             | 1292                    | 1467        | 1419        | 1577       | 5755        | 4464           | 152         | 895          |
| 5 - 10                  | 40          | 50          | 49             | 1436                    | 1542        | 1328        | 1495       | 5801        | 4535           | 167         | 989          |
| 10 - 20                 | 89          | 100         | 99             | 1389                    | 1485        | 1340        | 1104       | 5319        | 4193           | 362         | 1992         |
| 20 - 30                 | 94          | 100         | 99             | 1486                    | 1561        | 1005        | 1003       | 5055        | 3999           | 367         | 1895         |
| 30 - 40                 | 95          | 100         | 100            | 1551                    | 1500        | 1009        | 919        | 4978        | 3992           | 390         | 2007         |
| 40 - 50                 | 93          | 100         | 100            | 1726                    | 1658        | 919         | 798        | 5101        | 4069           | 386         | 2085         |
| 50 - 60                 | 100         | 100         | 100            | 1625                    | 1588        | 807         | 730        | 4749        | 3810           | 425         | 2117         |
| 60 - 70                 | 102         | 100         | 101            | 1623                    | 1592        | 747         | 658        | 4620        | 3732           | 436         | 2162         |
| 70 - 80                 | 104         | 100         | 101            | 1533                    | 1546        | 765         | 684        | 4527        | 3649           | 487         | 2440         |
| 80 - 90                 | 114         | 100         | 101            | 1458                    | 1452        | 641         | 604        | 4155        | 3351           | 554         | 2564         |
| 90 - 95                 | 60          | 50          | 51             | 1459                    | 1398        | 658         | 434        | 3949        | 3202           | 338         | 1521         |
| 95 - 100                | 68          | 50          | 51             | 1421                    | 1248        | 440         | 374        | 3482        | 2833           | 376         | 1409         |
| <b>all classes</b>      | <b>1000</b> | <b>1000</b> | <b>1000</b>    | <b>1519</b>             | <b>1514</b> | <b>885</b>  | <b>810</b> | <b>4729</b> | <b>3779</b>    | <b>4440</b> | <b>22076</b> |
| estd. no.(00)           | 95575       | 451946      | 361212         | 145206                  | 144660      | 84627       | 77453      | 451946      | 361212         | X           | X            |
| sample no.              | 4440        | 22076       | 17659          | 7191                    | 7105        | 4051        | 3729       | X           | X              | X           | X            |

Table (7): Per 1000 distribution of households, persons & consumer units, number of adult males, adult females, children, total persons and total consumer units per 1000 households for each fractile group

| fractile group     | house-holds | persons     | con-sumer units | no. per 1000 households |             |             |            |             |                | persons     | consumer units          | sample hhs. | persons |
|--------------------|-------------|-------------|-----------------|-------------------------|-------------|-------------|------------|-------------|----------------|-------------|-------------------------|-------------|---------|
|                    |             |             |                 | adult                   |             | child       |            | persons     | consumer units |             |                         |             |         |
|                    |             |             |                 | male                    | female      | male        | female     |             |                |             |                         |             |         |
| (1)                | (2)         | (3)         | (4)             | (5)                     | (6)         | (7)         | (8)        | (9)         | (10)           | (11)        | (12)                    |             |         |
| <b>Rural</b>       |             |             |                 |                         |             |             |            |             |                |             |                         |             |         |
| <b>Orissa</b>      |             |             |                 |                         |             |             |            |             |                |             | no. of sample villages: | 335         |         |
| 0 - 5              | 44          | 49          | 47              | 1225                    | 1556        | 1178        | 1342       | 5301        | 4078           | 134         | 727                     |             |         |
| 5 - 10             | 44          | 50          | 50              | 1472                    | 1567        | 1163        | 1228       | 5430        | 4281           | 136         | 750                     |             |         |
| 10 - 20            | 87          | 99          | 98              | 1438                    | 1608        | 1158        | 1136       | 5340        | 4238           | 271         | 1456                    |             |         |
| 20 - 30            | 94          | 101         | 101             | 1599                    | 1636        | 958         | 829        | 5021        | 4032           | 284         | 1458                    |             |         |
| 30 - 40            | 93          | 100         | 100             | 1511                    | 1602        | 1092        | 853        | 5057        | 4071           | 282         | 1493                    |             |         |
| 40 - 50            | 96          | 100         | 101             | 1566                    | 1449        | 926         | 952        | 4893        | 3952           | 300         | 1549                    |             |         |
| 50 - 60            | 93          | 100         | 100             | 1679                    | 1614        | 898         | 830        | 5021        | 4059           | 282         | 1490                    |             |         |
| 60 - 70            | 102         | 100         | 100             | 1536                    | 1655        | 781         | 620        | 4591        | 3697           | 339         | 1680                    |             |         |
| 70 - 80            | 109         | 100         | 101             | 1556                    | 1529        | 628         | 643        | 4356        | 3520           | 374         | 1810                    |             |         |
| 80 - 90            | 110         | 100         | 100             | 1471                    | 1534        | 637         | 647        | 4289        | 3433           | 386         | 1861                    |             |         |
| 90 - 95            | 61          | 50          | 50              | 1432                    | 1445        | 539         | 433        | 3848        | 3127           | 244         | 1110                    |             |         |
| 95 - 100           | 66          | 50          | 51              | 1506                    | 1255        | 369         | 445        | 3574        | 2924           | 306         | 1286                    |             |         |
| <b>all classes</b> | <b>1000</b> | <b>1000</b> | <b>1000</b>     | <b>1518</b>             | <b>1546</b> | <b>844</b>  | <b>799</b> | <b>4706</b> | <b>3777</b>    | <b>3338</b> | <b>16670</b>            |             |         |
| estd. no.(00)      | 59547       | 280256      | 224925          | 90366                   | 92057       | 50262       | 47571      | 280256      | 224925         | X           | X                       |             |         |
| sample no.         | 3338        | 16670       | 13360           | 5386                    | 5509        | 2955        | 2820       | X           | X              | X           | X                       |             |         |
| <b>Punjab</b>      |             |             |                 |                         |             |             |            |             |                |             |                         |             |         |
|                    |             |             |                 |                         |             |             |            |             |                |             | no. of sample villages: | 205         |         |
| 0 - 5              | 41          | 50          | 48              | 1432                    | 1602        | 1529        | 1726       | 6288        | 4897           | 75          | 473                     |             |         |
| 5 - 10             | 44          | 50          | 50              | 1790                    | 1603        | 1345        | 1138       | 5876        | 4656           | 87          | 511                     |             |         |
| 10 - 20            | 92          | 100         | 99              | 1718                    | 1587        | 1236        | 1071       | 5612        | 4502           | 160         | 897                     |             |         |
| 20 - 30            | 91          | 100         | 99              | 1809                    | 1597        | 1217        | 1076       | 5699        | 4546           | 162         | 934                     |             |         |
| 30 - 40            | 95          | 100         | 101             | 1791                    | 1664        | 1044        | 979        | 5478        | 4415           | 175         | 973                     |             |         |
| 40 - 50            | 96          | 100         | 99              | 1881                    | 1783        | 976         | 738        | 5377        | 4297           | 184         | 1065                    |             |         |
| 50 - 60            | 102         | 100         | 99              | 1734                    | 1647        | 924         | 776        | 5081        | 4065           | 200         | 1072                    |             |         |
| 60 - 70            | 104         | 100         | 102             | 1837                    | 1725        | 760         | 684        | 5006        | 4100           | 198         | 1043                    |             |         |
| 70 - 80            | 104         | 100         | 101             | 1810                    | 1721        | 866         | 580        | 4978        | 4035           | 231         | 1257                    |             |         |
| 80 - 90            | 114         | 100         | 100             | 1756                    | 1567        | 682         | 567        | 4572        | 3688           | 254         | 1317                    |             |         |
| 90 - 95            | 55          | 49          | 49              | 1631                    | 1615        | 875         | 536        | 4658        | 3741           | 140         | 720                     |             |         |
| 95 - 100           | 61          | 51          | 52              | 1759                    | 1543        | 575         | 438        | 4316        | 3566           | 180         | 882                     |             |         |
| <b>all classes</b> | <b>1000</b> | <b>1000</b> | <b>1000</b>     | <b>1766</b>             | <b>1647</b> | <b>965</b>  | <b>814</b> | <b>5191</b> | <b>4174</b>    | <b>2046</b> | <b>11144</b>            |             |         |
| estd. no.(00)      | 25486       | 132293      | 106390          | 45008                   | 41963       | 24585       | 20737      | 132293      | 106390         | X           | X                       |             |         |
| sample no.         | 2046        | 11144       | 8973            | 3876                    | 3605        | 1988        | 1675       | X           | X              | X           | X                       |             |         |
| <b>Rajasthan</b>   |             |             |                 |                         |             |             |            |             |                |             |                         |             |         |
|                    |             |             |                 |                         |             |             |            |             |                |             | no. of sample villages: | 312         |         |
| 0 - 5              | 42          | 50          | 48              | 1385                    | 1534        | 1669        | 1660       | 6249        | 4775           | 105         | 652                     |             |         |
| 5 - 10             | 40          | 50          | 49              | 1570                    | 1522        | 1798        | 1574       | 6464        | 5080           | 108         | 696                     |             |         |
| 10 - 20            | 89          | 100         | 99              | 1602                    | 1624        | 1403        | 1278       | 5908        | 4685           | 249         | 1525                    |             |         |
| 20 - 30            | 92          | 100         | 99              | 1584                    | 1486        | 1292        | 1295       | 5658        | 4483           | 259         | 1521                    |             |         |
| 30 - 40            | 94          | 100         | 100             | 1676                    | 1594        | 1227        | 1090       | 5587        | 4453           | 279         | 1635                    |             |         |
| 40 - 50            | 95          | 100         | 100             | 1676                    | 1594        | 1194        | 1012       | 5476        | 4376           | 303         | 1749                    |             |         |
| 50 - 60            | 98          | 100         | 100             | 1619                    | 1620        | 1131        | 961        | 5331        | 4267           | 313         | 1746                    |             |         |
| 60 - 70            | 99          | 100         | 100             | 1640                    | 1570        | 1094        | 958        | 5261        | 4222           | 321         | 1789                    |             |         |
| 70 - 80            | 103         | 100         | 101             | 1709                    | 1583        | 966         | 803        | 5062        | 4080           | 337         | 1807                    |             |         |
| 80 - 90            | 113         | 100         | 101             | 1604                    | 1474        | 826         | 704        | 4608        | 3729           | 361         | 1804                    |             |         |
| 90 - 95            | 62          | 50          | 52              | 1483                    | 1350        | 804         | 565        | 4202        | 3454           | 203         | 901                     |             |         |
| 95 - 100           | 72          | 50          | 51              | 1368                    | 1206        | 611         | 471        | 3656        | 2984           | 259         | 1026                    |             |         |
| <b>all classes</b> | <b>1000</b> | <b>1000</b> | <b>1000</b>     | <b>1597</b>             | <b>1524</b> | <b>1121</b> | <b>985</b> | <b>5227</b> | <b>4178</b>    | <b>3097</b> | <b>16851</b>            |             |         |
| estd. no.(00)      | 57798       | 302108      | 241493          | 92279                   | 88069       | 64812       | 56949      | 302108      | 241493         | X           | X                       |             |         |
| sample no.         | 3097        | 16851       | 13463           | 5159                    | 4990        | 3578        | 3124       | X           | X              | X           | X                       |             |         |

Table (7): Per 1000 distribution of households, persons &amp; consumer units, number of adult males, adult females, children, total persons and total consumer units per 1000 households for each fractile group

| fractile group          | house-holds | persons     | consumer units | no. per 1000 households |             |             |             |             |                | sample hhs. | persons      |
|-------------------------|-------------|-------------|----------------|-------------------------|-------------|-------------|-------------|-------------|----------------|-------------|--------------|
|                         |             |             |                | adult                   |             | child       |             | persons     | consumer units |             |              |
|                         |             |             |                | male                    | female      | male        | female      |             |                |             |              |
| (1)                     | (2)         | (3)         | (4)            | (5)                     | (6)         | (7)         | (8)         | (9)         | (10)           | (11)        | (12)         |
| <b>Rural</b>            |             |             |                |                         |             |             |             |             |                |             |              |
| <b>Tamil Nadu</b>       |             |             |                |                         |             |             |             |             |                |             |              |
| no. of sample villages: |             |             |                |                         |             |             |             |             |                |             |              |
| 0 - 5                   | 44          | 50          | 49             | 1050                    | 1405        | 960         | 1118        | 4533        | 3561           | 143         | 638          |
| 5 - 10                  | 42          | 50          | 50             | 1401                    | 1414        | 1135        | 902         | 4852        | 3901           | 148         | 722          |
| 10 - 20                 | 86          | 100         | 100            | 1326                    | 1587        | 922         | 875         | 4710        | 3775           | 304         | 1462         |
| 20 - 30                 | 89          | 99          | 98             | 1338                    | 1571        | 868         | 719         | 4496        | 3564           | 309         | 1403         |
| 30 - 40                 | 91          | 101         | 101            | 1409                    | 1480        | 757         | 824         | 4470        | 3572           | 324         | 1480         |
| 40 - 50                 | 99          | 100         | 100            | 1401                    | 1461        | 645         | 569         | 4076        | 3262           | 361         | 1537         |
| 50 - 60                 | 97          | 100         | 100            | 1451                    | 1490        | 571         | 640         | 4153        | 3339           | 359         | 1531         |
| 60 - 70                 | 104         | 100         | 100            | 1365                    | 1405        | 564         | 552         | 3885        | 3125           | 399         | 1619         |
| 70 - 80                 | 110         | 100         | 100            | 1315                    | 1345        | 508         | 519         | 3687        | 2961           | 430         | 1718         |
| 80 - 90                 | 120         | 100         | 100            | 1309                    | 1288        | 397         | 381         | 3375        | 2717           | 530         | 1975         |
| 90 - 95                 | 60          | 50          | 51             | 1462                    | 1338        | 291         | 300         | 3391        | 2781           | 284         | 1056         |
| 95 - 100                | 58          | 50          | 51             | 1573                    | 1301        | 316         | 309         | 3499        | 2877           | 310         | 1101         |
| <b>all classes</b>      | <b>1000</b> | <b>1000</b> | <b>1000</b>    | <b>1368</b>             | <b>1426</b> | <b>633</b>  | <b>616</b>  | <b>4043</b> | <b>3245</b>    | <b>3901</b> | <b>16242</b> |
| estd. no.(00)           | 89375       | 361373      | 290035         | 122299                  | 127434      | 56563       | 55076       | 361373      | 290035         | X           | X            |
| sample no.              | 3901        | 16242       | 13045          | 5557                    | 5809        | 2503        | 2373        | X           | X              | X           | X            |
| <b>Uttar Pradesh</b>    |             |             |                |                         |             |             |             |             |                |             |              |
| no. of sample villages: |             |             |                |                         |             |             |             |             |                |             |              |
| 0 - 5                   | 44          | 50          | 49             | 1442                    | 1530        | 1643        | 1423        | 6038        | 4699           | 346         | 2113         |
| 5 - 10                  | 45          | 50          | 49             | 1511                    | 1544        | 1555        | 1279        | 5889        | 4634           | 363         | 2195         |
| 10 - 20                 | 91          | 100         | 99             | 1593                    | 1575        | 1470        | 1223        | 5861        | 4616           | 740         | 4454         |
| 20 - 30                 | 87          | 100         | 99             | 1715                    | 1640        | 1473        | 1294        | 6122        | 4846           | 705         | 4490         |
| 30 - 40                 | 95          | 100         | 99             | 1574                    | 1540        | 1330        | 1210        | 5653        | 4469           | 787         | 4768         |
| 40 - 50                 | 97          | 100         | 100            | 1637                    | 1525        | 1315        | 1051        | 5528        | 4395           | 829         | 5000         |
| 50 - 60                 | 97          | 100         | 100            | 1685                    | 1600        | 1182        | 1044        | 5510        | 4402           | 872         | 5178         |
| 60 - 70                 | 98          | 100         | 100            | 1692                    | 1593        | 1208        | 950         | 5443        | 4356           | 906         | 5307         |
| 70 - 80                 | 106         | 100         | 101            | 1640                    | 1525        | 1053        | 813         | 5031        | 4034           | 1003        | 5736         |
| 80 - 90                 | 111         | 100         | 101            | 1688                    | 1479        | 895         | 742         | 4803        | 3844           | 1106        | 6176         |
| 90 - 95                 | 57          | 50          | 51             | 1597                    | 1458        | 787         | 807         | 4649        | 3752           | 587         | 3236         |
| 95 - 100                | 70          | 50          | 51             | 1492                    | 1265        | 594         | 498         | 3849        | 3126           | 766         | 3508         |
| <b>all classes</b>      | <b>1000</b> | <b>1000</b> | <b>1000</b>    | <b>1623</b>             | <b>1529</b> | <b>1191</b> | <b>1007</b> | <b>5350</b> | <b>4258</b>    | <b>9010</b> | <b>52161</b> |
| estd. no.(00)           | 199920      | 1E+06       | 851194         | 324492                  | 305685      | 238120      | 201293      | 1E+06       | 851194         | X           | X            |
| sample no.              | 9010        | 52161       | 41491          | 15909                   | 15127       | 11352       | 9773        | X           | X              | X           | X            |
| <b>West Bengal</b>      |             |             |                |                         |             |             |             |             |                |             |              |
| no. of sample villages: |             |             |                |                         |             |             |             |             |                |             |              |
| 0 - 5                   | 45          | 50          | 48             | 1056                    | 1365        | 1542        | 1538        | 5501        | 4288           | 171         | 952          |
| 5 - 10                  | 43          | 50          | 49             | 1461                    | 1448        | 1443        | 1555        | 5907        | 4670           | 168         | 999          |
| 10 - 20                 | 90          | 100         | 98             | 1356                    | 1425        | 1313        | 1436        | 5530        | 4398           | 358         | 2004         |
| 20 - 30                 | 93          | 100         | 100            | 1496                    | 1533        | 1184        | 1195        | 5408        | 4351           | 372         | 2054         |
| 30 - 40                 | 91          | 100         | 100            | 1635                    | 1607        | 1199        | 1064        | 5506        | 4452           | 375         | 2133         |
| 40 - 50                 | 98          | 100         | 100            | 1595                    | 1510        | 1001        | 987         | 5093        | 4118           | 411         | 2190         |
| 50 - 60                 | 102         | 100         | 100            | 1538                    | 1531        | 999         | 806         | 4873        | 3929           | 434         | 2223         |
| 60 - 70                 | 99          | 100         | 102            | 1749                    | 1558        | 908         | 842         | 5057        | 4153           | 415         | 2192         |
| 70 - 80                 | 108         | 100         | 101            | 1611                    | 1554        | 802         | 636         | 4602        | 3750           | 496         | 2523         |
| 80 - 90                 | 114         | 100         | 102            | 1634                    | 1442        | 699         | 620         | 4394        | 3611           | 557         | 2719         |
| 90 - 95                 | 55          | 50          | 51             | 1770                    | 1574        | 598         | 594         | 4536        | 3724           | 314         | 1610         |
| 95 - 100                | 63          | 50          | 51             | 1659                    | 1386        | 477         | 439         | 3960        | 3276           | 409         | 1874         |
| <b>all classes</b>      | <b>1000</b> | <b>1000</b> | <b>1000</b>    | <b>1567</b>             | <b>1504</b> | <b>986</b>  | <b>934</b>  | <b>4991</b> | <b>4038</b>    | <b>4480</b> | <b>23473</b> |
| estd. no.(00)           | 99838       | 498292      | 403118         | 156462                  | 150123      | 98489       | 93217       | 498292      | 403118         | X           | X            |
| sample no.              | 4480        | 23473       | 18993          | 7508                    | 7194        | 4510        | 4261        | X           | X              | X           | X            |

Table (7): Per 1000 distribution of households, persons &amp; consumer units, number of adult males, adult females, children, total persons and total consumer units per 1000 households for each fractile group

| fractile group        | house-holds | persons     | consumer units | no. per 1000 households |             |            |            | persons     | consumer units | Urban                     |              |
|-----------------------|-------------|-------------|----------------|-------------------------|-------------|------------|------------|-------------|----------------|---------------------------|--------------|
|                       |             |             |                | adult                   |             | child      |            |             |                | sample hhs.               | persons      |
|                       |             |             |                | male                    | female      | male       | female     |             |                |                           |              |
| (1)                   | (2)         | (3)         | (4)            | (5)                     | (6)         | (7)        | (8)        | (9)         | (10)           | (11)                      | (12)         |
| <b>Andhra Pradesh</b> |             |             |                |                         |             |            |            |             |                | No. of sample blocks: 365 |              |
| 0 - 5                 | 42          | 50          | 49             | 1453                    | 1527        | 1260       | 988        | 5229        | 4167           | 137                       | 754          |
| 5 - 10                | 41          | 50          | 49             | 1414                    | 1679        | 1015       | 1267       | 5375        | 4291           | 136                       | 740          |
| 10 - 20               | 84          | 100         | 99             | 1529                    | 1589        | 988        | 1054       | 5161        | 4131           | 292                       | 1517         |
| 20 - 30               | 86          | 99          | 98             | 1517                    | 1508        | 1041       | 971        | 5038        | 4034           | 284                       | 1481         |
| 30 - 40               | 91          | 101         | 100            | 1518                    | 1564        | 987        | 777        | 4845        | 3913           | 315                       | 1571         |
| 40 - 50               | 97          | 100         | 100            | 1504                    | 1450        | 766        | 755        | 4475        | 3631           | 346                       | 1589         |
| 50 - 60               | 99          | 100         | 101            | 1555                    | 1460        | 764        | 628        | 4407        | 3603           | 356                       | 1615         |
| 60 - 70               | 100         | 100         | 101            | 1604                    | 1512        | 678        | 594        | 4388        | 3586           | 333                       | 1454         |
| 70 - 80               | 107         | 100         | 101            | 1564                    | 1393        | 572        | 529        | 4058        | 3317           | 354                       | 1476         |
| 80 - 90               | 119         | 100         | 101            | 1411                    | 1314        | 496        | 433        | 3655        | 3001           | 451                       | 1684         |
| 90 - 95               | 62          | 50          | 51             | 1315                    | 1211        | 459        | 501        | 3487        | 2886           | 236                       | 847          |
| 95 - 100              | 71          | 50          | 51             | 1217                    | 1140        | 350        | 353        | 3061        | 2513           | 404                       | 1184         |
| <b>all classes</b>    | <b>1000</b> | <b>1000</b> | <b>1000</b>    | <b>1481</b>             | <b>1437</b> | <b>748</b> | <b>695</b> | <b>4362</b> | <b>3540</b>    | <b>3644</b>               | <b>15912</b> |
| estd. no.(00)         | 37149       | 162046      | 131506         | 55015                   | 53397       | 27797      | 25837      | 162046      | 131506         | X                         | X            |
| sample no.            | 3644        | 15912       | 12930          | 5485                    | 5263        | 2688       | 2476       | X           | X              | X                         | X            |
| <b>Assam</b>          |             |             |                |                         |             |            |            |             |                | No. of sample blocks: 88  |              |
| 0 - 5                 | 36          | 50          | 49             | 1786                    | 1608        | 1294       | 1310       | 5998        | 4876           | 41                        | 239          |
| 5 - 10                | 39          | 49          | 47             | 1198                    | 1821        | 1389       | 993        | 5401        | 4334           | 29                        | 149          |
| 10 - 20               | 76          | 101         | 100            | 2003                    | 1762        | 1071       | 882        | 5718        | 4700           | 70                        | 402          |
| 20 - 30               | 79          | 101         | 99             | 1846                    | 1797        | 989        | 863        | 5496        | 4489           | 68                        | 366          |
| 30 - 40               | 85          | 100         | 98             | 1669                    | 1662        | 950        | 753        | 5034        | 4117           | 76                        | 368          |
| 40 - 50               | 89          | 100         | 101            | 2095                    | 1615        | 490        | 633        | 4833        | 4053           | 90                        | 432          |
| 50 - 60               | 89          | 101         | 103            | 2142                    | 1674        | 540        | 505        | 4861        | 4091           | 78                        | 362          |
| 60 - 70               | 95          | 99          | 100            | 1677                    | 1629        | 594        | 597        | 4496        | 3739           | 87                        | 381          |
| 70 - 80               | 124         | 101         | 102            | 1348                    | 1224        | 454        | 455        | 3481        | 2920           | 107                       | 369          |
| 80 - 90               | 132         | 98          | 99             | 1387                    | 1105        | 235        | 480        | 3206        | 2694           | 98                        | 316          |
| 90 - 95               | 88          | 51          | 50             | 1016                    | 794         | 325        | 383        | 2517        | 2037           | 51                        | 149          |
| 95 - 100              | 70          | 51          | 52             | 1411                    | 1100        | 364        | 244        | 3120        | 2669           | 85                        | 256          |
| <b>all classes</b>    | <b>1000</b> | <b>1000</b> | <b>1000</b>    | <b>1622</b>             | <b>1435</b> | <b>629</b> | <b>612</b> | <b>4299</b> | <b>3563</b>    | <b>880</b>                | <b>3789</b>  |
| estd. no.(00)         | 4771        | 20509       | 16998          | 7740                    | 6848        | 3001       | 2920       | 20509       | 16998          | X                         | X            |
| sample no.            | 880         | 3789        | 3139           | 1463                    | 1271        | 534        | 521        | X           | X              | X                         | X            |
| <b>Bihar</b>          |             |             |                |                         |             |            |            |             |                | No. of sample blocks: 216 |              |
| 0 - 5                 | 34          | 49          | 48             | 1739                    | 1481        | 1790       | 2016       | 7026        | 5641           | 86                        | 591          |
| 5 - 10                | 37          | 50          | 48             | 1557                    | 1678        | 1776       | 1489       | 6499        | 5058           | 77                        | 497          |
| 10 - 20               | 78          | 99          | 97             | 1761                    | 1563        | 1481       | 1236       | 6040        | 4850           | 180                       | 1063         |
| 20 - 30               | 79          | 101         | 99             | 1856                    | 1621        | 1459       | 1163       | 6100        | 4918           | 175                       | 1088         |
| 30 - 40               | 89          | 100         | 100            | 1652                    | 1360        | 1224       | 1156       | 5391        | 4420           | 194                       | 1071         |
| 40 - 50               | 87          | 100         | 100            | 1842                    | 1489        | 1069       | 1077       | 5477        | 4492           | 177                       | 986          |
| 50 - 60               | 90          | 100         | 100            | 1853                    | 1540        | 1050       | 873        | 5316        | 4376           | 185                       | 1036         |
| 60 - 70               | 103         | 100         | 102            | 1739                    | 1271        | 918        | 720        | 4648        | 3882           | 225                       | 1077         |
| 70 - 80               | 113         | 100         | 100            | 1544                    | 1291        | 740        | 657        | 4231        | 3492           | 229                       | 999          |
| 80 - 90               | 122         | 100         | 101            | 1635                    | 1240        | 570        | 465        | 3910        | 3257           | 239                       | 958          |
| 90 - 95               | 75          | 51          | 52             | 1432                    | 987         | 465        | 341        | 3225        | 2725           | 147                       | 505          |
| 95 - 100              | 93          | 50          | 52             | 1230                    | 858         | 322        | 175        | 2584        | 2204           | 241                       | 728          |
| <b>all classes</b>    | <b>1000</b> | <b>1000</b> | <b>1000</b>    | <b>1650</b>             | <b>1333</b> | <b>966</b> | <b>834</b> | <b>4784</b> | <b>3925</b>    | <b>2155</b>               | <b>10599</b> |
| estd. no.(00)         | 17796       | 85132       | 69851          | 29360                   | 23731       | 17198      | 14843      | 85132       | 69851          | X                         | X            |
| sample no.            | 2155        | 10599       | 8714           | 3667                    | 2994        | 2097       | 1841       | X           | X              | X                         | X            |

Table (7): Per 1000 distribution of households, persons &amp; consumer units, number of adult males, adult females, children, total persons and total consumer units per 1000 households for each fractile group

| fractile group     | house-holds | persons     | consumer units | no. per 1000 households |             |            |            | persons     | consumer units | Urban       |                       |     |
|--------------------|-------------|-------------|----------------|-------------------------|-------------|------------|------------|-------------|----------------|-------------|-----------------------|-----|
|                    |             |             |                | adult                   |             | child      |            |             |                | hhs.        | persons               |     |
|                    |             |             |                | male                    | female      | male       | female     |             |                |             |                       |     |
| (1)                | (2)         | (3)         | (4)            | (5)                     | (6)         | (7)        | (8)        | (9)         | (10)           | (11)        | (12)                  |     |
| <b>Gujarat</b>     |             |             |                |                         |             |            |            |             |                |             | No. of sample blocks: | 238 |
| 0 - 5              | 37          | 50          | 49             | 1547                    | 1707        | 1244       | 1502       | 6000        | 4816           | 93          | 556                   |     |
| 5 - 10             | 36          | 50          | 49             | 1588                    | 1816        | 1487       | 1431       | 6322        | 5017           | 72          | 461                   |     |
| 10 - 20            | 73          | 99          | 98             | 1848                    | 1799        | 1253       | 1202       | 6102        | 4891           | 173         | 1065                  |     |
| 20 - 30            | 89          | 101         | 101            | 1662                    | 1409        | 1072       | 966        | 5110        | 4170           | 216         | 1161                  |     |
| 30 - 40            | 92          | 100         | 100            | 1698                    | 1594        | 943        | 656        | 4891        | 3987           | 195         | 981                   |     |
| 40 - 50            | 82          | 100         | 98             | 1843                    | 1754        | 1141       | 756        | 5494        | 4378           | 164         | 832                   |     |
| 50 - 60            | 95          | 100         | 101            | 1875                    | 1618        | 699        | 574        | 4765        | 3922           | 219         | 1045                  |     |
| 60 - 70            | 115         | 99          | 100            | 1350                    | 1226        | 566        | 734        | 3876        | 3187           | 213         | 1015                  |     |
| 70 - 80            | 125         | 100         | 101            | 1365                    | 1191        | 470        | 588        | 3614        | 2970           | 261         | 1091                  |     |
| 80 - 90            | 120         | 100         | 101            | 1542                    | 1288        | 495        | 413        | 3738        | 3071           | 266         | 1045                  |     |
| 90 - 95            | 66          | 50          | 51             | 1411                    | 1241        | 466        | 278        | 3396        | 2811           | 191         | 701                   |     |
| 95 - 100           | 71          | 51          | 51             | 1446                    | 1175        | 307        | 293        | 3222        | 2642           | 309         | 1000                  |     |
| <b>all classes</b> | <b>1000</b> | <b>1000</b> | <b>1000</b>    | <b>1588</b>             | <b>1438</b> | <b>768</b> | <b>704</b> | <b>4497</b> | <b>3661</b>    | <b>2372</b> | <b>10953</b>          |     |
| estd. no.(00)      | 27839       | 125193      | 101913         | 44197                   | 40024       | 21379      | 19594      | 125193      | 101913         | X           | X                     |     |
| sample no.         | 2372        | 10953       | 8930           | 3996                    | 3584        | 1815       | 1558       | X           | X              | X           | X                     |     |
| <b>Haryana</b>     |             |             |                |                         |             |            |            |             |                |             | No. of sample blocks: | 70  |
| 0 - 5              | 34          | 49          | 47             | 1253                    | 1280        | 1728       | 2058       | 6319        | 4957           | 31          | 200                   |     |
| 5 - 10             | 42          | 48          | 47             | 1343                    | 1451        | 1314       | 929        | 5037        | 4002           | 34          | 183                   |     |
| 10 - 20            | 81          | 98          | 98             | 1846                    | 1338        | 919        | 1220       | 5323        | 4322           | 55          | 288                   |     |
| 20 - 30            | 81          | 102         | 99             | 1542                    | 1604        | 1281       | 1053       | 5480        | 4358           | 63          | 340                   |     |
| 30 - 40            | 89          | 102         | 100            | 1682                    | 1429        | 1206       | 661        | 4977        | 4025           | 65          | 322                   |     |
| 40 - 50            | 92          | 99          | 101            | 1566                    | 1355        | 892        | 926        | 4739        | 3949           | 59          | 285                   |     |
| 50 - 60            | 92          | 99          | 97             | 1740                    | 1526        | 719        | 747        | 4732        | 3774           | 67          | 308                   |     |
| 60 - 70            | 98          | 102         | 100            | 1776                    | 1492        | 667        | 606        | 4541        | 3659           | 62          | 274                   |     |
| 70 - 80            | 108         | 100         | 103            | 1405                    | 1164        | 1014       | 483        | 4067        | 3440           | 69          | 279                   |     |
| 80 - 90            | 126         | 100         | 102            | 1407                    | 1013        | 566        | 479        | 3465        | 2904           | 79          | 305                   |     |
| 90 - 95            | 70          | 50          | 53             | 1202                    | 754         | 730        | 454        | 3140        | 2721           | 40          | 141                   |     |
| 95 - 100           | 87          | 50          | 52             | 1126                    | 892         | 296        | 206        | 2521        | 2141           | 73          | 198                   |     |
| <b>all classes</b> | <b>1000</b> | <b>1000</b> | <b>1000</b>    | <b>1512</b>             | <b>1265</b> | <b>871</b> | <b>728</b> | <b>4377</b> | <b>3582</b>    | <b>697</b>  | <b>3123</b>           |     |
| estd. no.(00)      | 10098       | 44196       | 36169          | 15271                   | 12776       | 8800       | 7349       | 44196       | 36169          | X           | X                     |     |
| sample no.         | 697         | 3123        | 2553           | 1089                    | 934         | 602        | 498        | X           | X              | X           | X                     |     |
| <b>Karnataka</b>   |             |             |                |                         |             |            |            |             |                |             | No. of sample blocks: | 247 |
| 0 - 5              | 39          | 49          | 48             | 1386                    | 1744        | 1369       | 1438       | 5936        | 4668           | 94          | 571                   |     |
| 5 - 10             | 35          | 51          | 49             | 1635                    | 1903        | 1718       | 1407       | 6663        | 5291           | 84          | 562                   |     |
| 10 - 20            | 78          | 100         | 97             | 1716                    | 1870        | 1107       | 1229       | 5922        | 4722           | 181         | 1087                  |     |
| 20 - 30            | 85          | 100         | 101            | 1695                    | 1717        | 1030       | 1031       | 5474        | 4502           | 207         | 1154                  |     |
| 30 - 40            | 91          | 100         | 100            | 1649                    | 1585        | 961        | 882        | 5077        | 4148           | 233         | 1193                  |     |
| 40 - 50            | 90          | 100         | 100            | 1856                    | 1748        | 826        | 769        | 5200        | 4241           | 217         | 1150                  |     |
| 50 - 60            | 93          | 100         | 100            | 1750                    | 1670        | 775        | 832        | 5026        | 4111           | 214         | 1098                  |     |
| 60 - 70            | 100         | 99          | 100            | 1694                    | 1547        | 710        | 663        | 4615        | 3791           | 240         | 1128                  |     |
| 70 - 80            | 110         | 101         | 101            | 1579                    | 1561        | 669        | 430        | 4239        | 3465           | 252         | 1076                  |     |
| 80 - 90            | 112         | 100         | 101            | 1674                    | 1391        | 550        | 531        | 4146        | 3404           | 272         | 1116                  |     |
| 90 - 95            | 73          | 50          | 50             | 1396                    | 1089        | 348        | 335        | 3169        | 2594           | 157         | 540                   |     |
| 95 - 100           | 93          | 50          | 52             | 1186                    | 834         | 218        | 272        | 2511        | 2119           | 318         | 822                   |     |
| <b>all classes</b> | <b>1000</b> | <b>1000</b> | <b>1000</b>    | <b>1614</b>             | <b>1524</b> | <b>774</b> | <b>739</b> | <b>4651</b> | <b>3792</b>    | <b>2469</b> | <b>11497</b>          |     |
| estd. no.(00)      | 25469       | 118459      | 96567          | 41098                   | 38819       | 19715      | 18827      | 118459      | 96567          | X           | X                     |     |
| sample no.         | 2469        | 11497       | 9366           | 4005                    | 3779        | 1896       | 1817       | X           | X              | X           | X                     |     |

**Table (7): Per 1000 distribution of households, persons & consumer units, number of adult males, adult females, children, total persons and total consumer units per 1000 households for each fractile group**

| fractile group        | house-holds | persons     | consumer units | no. per 1000 households |             |            |            | persons     | consumer units | Urban       |                       |     |
|-----------------------|-------------|-------------|----------------|-------------------------|-------------|------------|------------|-------------|----------------|-------------|-----------------------|-----|
|                       |             |             |                | adult                   |             | child      |            |             |                | hhs.        | persons               |     |
|                       |             |             |                | male                    | female      | male       | female     |             |                |             |                       |     |
| (1)                   | (2)         | (3)         | (4)            | (5)                     | (6)         | (7)        | (8)        | (9)         | (10)           | (11)        | (12)                  |     |
| <b>Kerala</b>         |             |             |                |                         |             |            |            |             |                |             | No. of sample blocks: | 183 |
| 0 - 5                 | 41          | 50          | 49             | 1629                    | 1935        | 929        | 891        | 5385        | 4255           | 76          | 429                   |     |
| 5 - 10                | 39          | 50          | 50             | 2083                    | 2159        | 710        | 641        | 5593        | 4537           | 69          | 386                   |     |
| 10 - 20               | 86          | 100         | 99             | 1613                    | 2091        | 808        | 634        | 5146        | 4082           | 168         | 894                   |     |
| 20 - 30               | 87          | 99          | 99             | 1925                    | 1867        | 560        | 661        | 5013        | 4037           | 153         | 793                   |     |
| 30 - 40               | 85          | 101         | 101            | 1936                    | 2008        | 680        | 643        | 5266        | 4220           | 140         | 732                   |     |
| 40 - 50               | 95          | 100         | 99             | 1639                    | 1882        | 574        | 540        | 4634        | 3695           | 159         | 775                   |     |
| 50 - 60               | 88          | 99          | 100            | 1744                    | 1886        | 665        | 684        | 4979        | 4035           | 147         | 746                   |     |
| 60 - 70               | 96          | 101         | 100            | 1685                    | 1764        | 583        | 581        | 4613        | 3705           | 179         | 826                   |     |
| 70 - 80               | 106         | 100         | 101            | 1533                    | 1559        | 529        | 530        | 4151        | 3371           | 174         | 725                   |     |
| 80 - 90               | 118         | 100         | 101            | 1374                    | 1460        | 542        | 384        | 3759        | 3045           | 209         | 833                   |     |
| 90 - 95               | 75          | 50          | 50             | 1045                    | 1222        | 296        | 360        | 2922        | 2349           | 139         | 425                   |     |
| 95 - 100              | 82          | 50          | 50             | 1103                    | 1113        | 236        | 262        | 2713        | 2192           | 217         | 617                   |     |
| <b>all classes</b>    | <b>1000</b> | <b>1000</b> | <b>1000</b>    | <b>1586</b>             | <b>1715</b> | <b>573</b> | <b>547</b> | <b>4421</b> | <b>3554</b>    | <b>1830</b> | <b>8181</b>           |     |
| estd. no.(00)         | 13038       | 57638       | 46336          | 20683                   | 22354       | 7475       | 7126       | 57638       | 46336          | X           | X                     |     |
| sample no.            | 1830        | 8181        | 6570           | 2879                    | 3194        | 1078       | 1030       | X           | X              | X           | X                     |     |
| <b>Madhya Pradesh</b> |             |             |                |                         |             |            |            |             |                |             | No. of sample blocks: | 325 |
| 0 - 5                 | 36          | 50          | 49             | 1908                    | 1819        | 1457       | 1619       | 6803        | 5451           | 122         | 827                   |     |
| 5 - 10                | 40          | 50          | 48             | 1652                    | 1582        | 1254       | 1739       | 6227        | 4928           | 114         | 691                   |     |
| 10 - 20               | 82          | 100         | 98             | 1768                    | 1616        | 1392       | 1263       | 6039        | 4840           | 241         | 1473                  |     |
| 20 - 30               | 88          | 100         | 99             | 1643                    | 1566        | 1189       | 1198       | 5597        | 4525           | 248         | 1433                  |     |
| 30 - 40               | 85          | 100         | 99             | 1788                    | 1685        | 1266       | 1034       | 5773        | 4682           | 263         | 1538                  |     |
| 40 - 50               | 93          | 99          | 100            | 1728                    | 1523        | 1131       | 873        | 5256        | 4290           | 289         | 1533                  |     |
| 50 - 60               | 98          | 101         | 100            | 1626                    | 1565        | 1023       | 867        | 5079        | 4130           | 300         | 1528                  |     |
| 60 - 70               | 100         | 100         | 101            | 1683                    | 1468        | 983        | 843        | 4977        | 4075           | 318         | 1600                  |     |
| 70 - 80               | 108         | 99          | 100            | 1645                    | 1429        | 870        | 620        | 4563        | 3744           | 341         | 1613                  |     |
| 80 - 90               | 123         | 100         | 102            | 1515                    | 1290        | 688        | 532        | 4026        | 3332           | 397         | 1700                  |     |
| 90 - 95               | 71          | 50          | 51             | 1424                    | 1176        | 557        | 330        | 3488        | 2903           | 240         | 845                   |     |
| 95 - 100              | 77          | 50          | 52             | 1478                    | 1093        | 317        | 355        | 3243        | 2706           | 360         | 1123                  |     |
| <b>all classes</b>    | <b>1000</b> | <b>1000</b> | <b>1000</b>    | <b>1642</b>             | <b>1464</b> | <b>975</b> | <b>857</b> | <b>4938</b> | <b>4023</b>    | <b>3233</b> | <b>15904</b>          |     |
| estd. no.(00)         | 30151       | 148878      | 121295         | 49508                   | 44129       | 29388      | 25851      | 148878      | 121295         | X           | X                     |     |
| sample no.            | 3233        | 15904       | 12941          | 5410                    | 4837        | 2983       | 2674       | X           | X              | X           | X                     |     |
| <b>Maharashtra</b>    |             |             |                |                         |             |            |            |             |                |             | No. of sample blocks: | 557 |
| 0 - 5                 | 37          | 50          | 49             | 1596                    | 1608        | 1390       | 1358       | 5952        | 4734           | 173         | 1064                  |     |
| 5 - 10                | 38          | 50          | 49             | 1538                    | 1657        | 1374       | 1191       | 5761        | 4641           | 207         | 1189                  |     |
| 10 - 20               | 79          | 99          | 98             | 1718                    | 1695        | 1015       | 1054       | 5482        | 4418           | 425         | 2347                  |     |
| 20 - 30               | 85          | 101         | 100            | 1711                    | 1634        | 928        | 897        | 5169        | 4211           | 454         | 2411                  |     |
| 30 - 40               | 87          | 100         | 99             | 1646                    | 1612        | 919        | 866        | 5043        | 4097           | 440         | 2273                  |     |
| 40 - 50               | 90          | 100         | 101            | 1742                    | 1512        | 808        | 790        | 4850        | 4020           | 436         | 2187                  |     |
| 50 - 60               | 100         | 100         | 101            | 1607                    | 1424        | 732        | 610        | 4372        | 3595           | 529         | 2430                  |     |
| 60 - 70               | 108         | 100         | 100            | 1517                    | 1350        | 670        | 511        | 4047        | 3327           | 560         | 2336                  |     |
| 70 - 80               | 108         | 100         | 101            | 1635                    | 1460        | 505        | 447        | 4048        | 3333           | 588         | 2420                  |     |
| 80 - 90               | 126         | 100         | 102            | 1460                    | 1216        | 428        | 374        | 3478        | 2884           | 691         | 2502                  |     |
| 90 - 95               | 67          | 50          | 50             | 1418                    | 1176        | 371        | 293        | 3259        | 2691           | 376         | 1236                  |     |
| 95 - 100              | 75          | 50          | 50             | 1278                    | 1076        | 379        | 205        | 2938        | 2402           | 649         | 1849                  |     |
| <b>all classes</b>    | <b>1000</b> | <b>1000</b> | <b>1000</b>    | <b>1575</b>             | <b>1430</b> | <b>723</b> | <b>648</b> | <b>4376</b> | <b>3580</b>    | <b>5528</b> | <b>24244</b>          |     |
| estd. no.(00)         | 61304       | 268235      | 219446         | 96535                   | 87679       | 44302      | 39719      | 268235      | 219446         | X           | X                     |     |
| sample no.            | 5528        | 24244       | 19788          | 8855                    | 8178        | 3800       | 3411       | X           | X              | X           | X                     |     |

**Table (7): Per 1000 distribution of households, persons & consumer units, number of adult males, adult females, children, total persons and total consumer units per 1000 households for each fractile group**

| fractile group     | house-holds | persons     | con-sumer units | no. per 1000 households |             |            |            | persons     | consumer units | Urban                     |             |
|--------------------|-------------|-------------|-----------------|-------------------------|-------------|------------|------------|-------------|----------------|---------------------------|-------------|
|                    |             |             |                 | adult                   |             | child      |            |             |                | hhs.                      | persons     |
|                    |             |             |                 | male                    | female      | male       | female     |             |                |                           |             |
| (1)                | (2)         | (3)         | (4)             | (5)                     | (6)         | (7)        | (8)        | (9)         | (10)           | (11)                      | (12)        |
| <b>Orissa</b>      |             |             |                 |                         |             |            |            |             |                | No. of sample blocks: 104 |             |
| 0 - 5              | 39          | 49          | 47              | 1463                    | 1454        | 1221       | 1402       | 5540        | 4328           | 41                        | 230         |
| 5 - 10             | 37          | 51          | 50              | 1541                    | 1448        | 1523       | 1370       | 5882        | 4762           | 33                        | 191         |
| 10 - 20            | 83          | 99          | 96              | 1750                    | 1591        | 881        | 929        | 5151        | 4123           | 86                        | 472         |
| 20 - 30            | 80          | 101         | 101             | 1802                    | 1557        | 1170       | 949        | 5479        | 4500           | 89                        | 507         |
| 30 - 40            | 95          | 100         | 99              | 1427                    | 1455        | 892        | 810        | 4584        | 3719           | 103                       | 499         |
| 40 - 50            | 83          | 97          | 96              | 1939                    | 1770        | 811        | 514        | 5034        | 4104           | 88                        | 432         |
| 50 - 60            | 98          | 103         | 103             | 1640                    | 1678        | 541        | 670        | 4530        | 3729           | 96                        | 431         |
| 60 - 70            | 90          | 99          | 100             | 1807                    | 1554        | 627        | 801        | 4788        | 3944           | 84                        | 423         |
| 70 - 80            | 111         | 101         | 101             | 1688                    | 1360        | 464        | 425        | 3938        | 3246           | 108                       | 427         |
| 80 - 90            | 118         | 101         | 103             | 1502                    | 1164        | 541        | 490        | 3697        | 3097           | 113                       | 419         |
| 90 - 95            | 65          | 49          | 51              | 1307                    | 1099        | 514        | 356        | 3276        | 2759           | 57                        | 174         |
| 95 - 100           | 102         | 51          | 54              | 1173                    | 569         | 245        | 168        | 2155        | 1879           | 139                       | 328         |
| <b>all classes</b> | <b>1000</b> | <b>1000</b> | <b>1000</b>     | <b>1591</b>             | <b>1373</b> | <b>705</b> | <b>660</b> | <b>4330</b> | <b>3555</b>    | <b>1037</b>               | <b>4533</b> |
| estd. no.(00)      | 9455        | 40936       | 33611           | 15043                   | 12981       | 6670       | 6243       | 40936       | 33611          | X                         | X           |
| sample no.         | 1037        | 4533        | 3696            | 1646                    | 1483        | 720        | 684        | X           | X              | X                         | X           |
| <b>Punjab</b>      |             |             |                 |                         |             |            |            |             |                | No. of sample blocks: 196 |             |
| 0 - 5              | 36          | 49          | 48              | 1541                    | 1640        | 1428       | 1485       | 6093        | 4814           | 63                        | 401         |
| 5 - 10             | 38          | 50          | 48              | 1564                    | 1691        | 1327       | 1279       | 5861        | 4568           | 62                        | 358         |
| 10 - 20            | 78          | 101         | 99              | 1820                    | 1799        | 1151       | 973        | 5743        | 4582           | 140                       | 836         |
| 20 - 30            | 77          | 99          | 98              | 1802                    | 1732        | 1072       | 1117       | 5723        | 4628           | 145                       | 828         |
| 30 - 40            | 85          | 100         | 101             | 1826                    | 1730        | 906        | 782        | 5244        | 4279           | 151                       | 782         |
| 40 - 50            | 93          | 101         | 101             | 1632                    | 1554        | 963        | 682        | 4831        | 3942           | 177                       | 858         |
| 50 - 60            | 101         | 99          | 99              | 1513                    | 1367        | 763        | 743        | 4386        | 3543           | 177                       | 795         |
| 60 - 70            | 100         | 100         | 100             | 1564                    | 1522        | 711        | 647        | 4444        | 3609           | 180                       | 808         |
| 70 - 80            | 125         | 100         | 102             | 1449                    | 1130        | 594        | 407        | 3580        | 2962           | 215                       | 842         |
| 80 - 90            | 128         | 100         | 102             | 1390                    | 1043        | 506        | 548        | 3488        | 2892           | 231                       | 877         |
| 90 - 95            | 67          | 50          | 52              | 1427                    | 1061        | 482        | 381        | 3352        | 2810           | 138                       | 513         |
| 95 - 100           | 71          | 50          | 51              | 1365                    | 1098        | 397        | 274        | 3134        | 2590           | 268                       | 867         |
| <b>all classes</b> | <b>1000</b> | <b>1000</b> | <b>1000</b>     | <b>1565</b>             | <b>1404</b> | <b>789</b> | <b>700</b> | <b>4459</b> | <b>3626</b>    | <b>1947</b>               | <b>8765</b> |
| estd. no.(00)      | 12056       | 53762       | 43722           | 18871                   | 16931       | 9516       | 8444       | 53762       | 43722          | X                         | X           |
| sample no.         | 1947        | 8765        | 7149            | 3177                    | 2818        | 1510       | 1260       | X           | X              | X                         | X           |
| <b>Rajasthan</b>   |             |             |                 |                         |             |            |            |             |                | No. of sample blocks: 184 |             |
| 0 - 5              | 33          | 49          | 48              | 1752                    | 1521        | 2012       | 1625       | 6909        | 5451           | 63                        | 441         |
| 5 - 10             | 40          | 51          | 51              | 1924                    | 1595        | 1238       | 1267       | 6024        | 4856           | 60                        | 386         |
| 10 - 20            | 79          | 100         | 96              | 1579                    | 1704        | 1445       | 1204       | 5932        | 4628           | 134                       | 806         |
| 20 - 30            | 89          | 100         | 100             | 1564                    | 1546        | 1122       | 1031       | 5263        | 4239           | 145                       | 807         |
| 30 - 40            | 80          | 100         | 101             | 1725                    | 1703        | 1304       | 1126       | 5857        | 4754           | 148                       | 843         |
| 40 - 50            | 96          | 100         | 99              | 1552                    | 1536        | 909        | 903        | 4900        | 3909           | 170                       | 861         |
| 50 - 60            | 99          | 100         | 100             | 1515                    | 1469        | 965        | 806        | 4754        | 3826           | 169                       | 831         |
| 60 - 70            | 107         | 99          | 100             | 1599                    | 1358        | 797        | 610        | 4365        | 3554           | 185                       | 826         |
| 70 - 80            | 98          | 101         | 102             | 1654                    | 1595        | 832        | 734        | 4814        | 3944           | 174                       | 835         |
| 80 - 90            | 115         | 100         | 101             | 1674                    | 1304        | 610        | 508        | 4096        | 3354           | 197                       | 817         |
| 90 - 95            | 69          | 50          | 51              | 1296                    | 1062        | 550        | 477        | 3385        | 2799           | 127                       | 416         |
| 95 - 100           | 92          | 51          | 52              | 1170                    | 898         | 291        | 221        | 2580        | 2142           | 227                       | 578         |
| <b>all classes</b> | <b>1000</b> | <b>1000</b> | <b>1000</b>     | <b>1563</b>             | <b>1427</b> | <b>922</b> | <b>799</b> | <b>4711</b> | <b>3806</b>    | <b>1799</b>               | <b>8447</b> |
| estd. no.(00)      | 19077       | 89866       | 72599           | 29815                   | 27222       | 17587      | 15243      | 89866       | 72599          | X                         | X           |
| sample no.         | 1799        | 8447        | 6823            | 2819                    | 2592        | 1654       | 1382       | X           | X              | X                         | X           |



Table (7): Per 1000 distribution of households, persons &amp; consumer units, number of adult males, adult females, children, total persons and total consumer units per 1000 households for each fractile group

| fractile group       | house-holds | persons     | consumer units | no. per 1000 households |             |             |            | persons     | consumer units | Urban                     |              |
|----------------------|-------------|-------------|----------------|-------------------------|-------------|-------------|------------|-------------|----------------|---------------------------|--------------|
|                      |             |             |                | adult                   |             | child       |            |             |                | hhs.                      | persons      |
|                      |             |             |                | male                    | female      | male        | female     |             |                |                           |              |
| (1)                  | (2)         | (3)         | (4)            | (5)                     | (6)         | (7)         | (8)        | (9)         | (10)           | (11)                      | (12)         |
| <b>Tamil Nadu</b>    |             |             |                |                         |             |             |            |             |                | No. of sample blocks: 407 |              |
| 0 - 5                | 59          | 50          | 50             | 780                     | 963         | 864         | 691        | 3298        | 2679           | 176                       | 803          |
| 5 - 10               | 45          | 50          | 50             | 1261                    | 1296        | 797         | 961        | 4316        | 3482           | 165                       | 834          |
| 10 - 20              | 93          | 100         | 99             | 1225                    | 1393        | 692         | 876        | 4186        | 3374           | 345                       | 1630         |
| 20 - 30              | 87          | 100         | 99             | 1454                    | 1553        | 701         | 782        | 4490        | 3603           | 364                       | 1630         |
| 30 - 40              | 90          | 100         | 100            | 1491                    | 1507        | 658         | 663        | 4319        | 3495           | 362                       | 1597         |
| 40 - 50              | 87          | 100         | 100            | 1642                    | 1569        | 654         | 624        | 4489        | 3631           | 360                       | 1584         |
| 50 - 60              | 95          | 100         | 100            | 1423                    | 1512        | 635         | 520        | 4089        | 3308           | 392                       | 1677         |
| 60 - 70              | 93          | 100         | 101            | 1620                    | 1492        | 497         | 595        | 4204        | 3440           | 359                       | 1538         |
| 70 - 80              | 104         | 100         | 100            | 1399                    | 1377        | 446         | 512        | 3733        | 3049           | 404                       | 1521         |
| 80 - 90              | 112         | 100         | 101            | 1365                    | 1310        | 420         | 383        | 3478        | 2852           | 452                       | 1611         |
| 90 - 95              | 59          | 49          | 50             | 1291                    | 1155        | 451         | 347        | 3245        | 2663           | 219                       | 718          |
| 95 - 100             | 75          | 51          | 52             | 1209                    | 957         | 263         | 213        | 2643        | 2196           | 444                       | 1230         |
| <b>all classes</b>   | <b>1000</b> | <b>1000</b> | <b>1000</b>    | <b>1373</b>             | <b>1365</b> | <b>575</b>  | <b>586</b> | <b>3899</b> | <b>3168</b>    | <b>4042</b>               | <b>16373</b> |
| estd. no.(00)        | 50425       | 196598      | 159750         | 69219                   | 68851       | 28999       | 29529      | 196598      | 159750         | X                         | X            |
| sample no.           | 4042        | 16373       | 13286          | 5840                    | 5862        | 2393        | 2278       | X           | X              | X                         | X            |
| <b>Uttar Pradesh</b> |             |             |                |                         |             |             |            |             |                | No. of sample blocks: 448 |              |
| 0 - 5                | 38          | 50          | 48             | 1547                    | 1467        | 1700        | 2065       | 6779        | 5338           | 142                       | 979          |
| 5 - 10               | 39          | 50          | 48             | 1490                    | 1710        | 1806        | 1628       | 6633        | 5174           | 155                       | 1079         |
| 10 - 20              | 82          | 100         | 98             | 1756                    | 1739        | 1540        | 1284       | 6320        | 5020           | 338                       | 2220         |
| 20 - 30              | 91          | 100         | 98             | 1705                    | 1514        | 1305        | 1129       | 5653        | 4478           | 426                       | 2675         |
| 30 - 40              | 91          | 100         | 100            | 1705                    | 1593        | 1210        | 1150       | 5659        | 4569           | 398                       | 2353         |
| 40 - 50              | 88          | 100         | 101            | 1976                    | 1580        | 1201        | 1070       | 5826        | 4741           | 440                       | 2486         |
| 50 - 60              | 86          | 100         | 99             | 1880                    | 1733        | 1070        | 1292       | 5975        | 4798           | 341                       | 1853         |
| 60 - 70              | 100         | 100         | 100            | 1770                    | 1568        | 911         | 935        | 5184        | 4191           | 455                       | 2344         |
| 70 - 80              | 107         | 100         | 101            | 1799                    | 1510        | 835         | 657        | 4802        | 3924           | 489                       | 2354         |
| 80 - 90              | 118         | 100         | 101            | 1580                    | 1356        | 741         | 672        | 4348        | 3558           | 498                       | 2244         |
| 90 - 95              | 77          | 50          | 53             | 1413                    | 1104        | 566         | 304        | 3387        | 2862           | 317                       | 1127         |
| 95 - 100             | 83          | 50          | 52             | 1450                    | 987         | 402         | 273        | 3113        | 2635           | 452                       | 1397         |
| <b>all classes</b>   | <b>1000</b> | <b>1000</b> | <b>1000</b>    | <b>1692</b>             | <b>1481</b> | <b>1033</b> | <b>949</b> | <b>5155</b> | <b>4168</b>    | <b>4451</b>               | <b>23111</b> |
| estd. no.(00)        | 49763       | 256550      | 207396         | 84211                   | 73721       | 51388       | 47230      | 256550      | 207396         | X                         | X            |
| sample no.           | 4451        | 23111       | 18726          | 7561                    | 6715        | 4712        | 4123       | X           | X              | X                         | X            |
| <b>West Bengal</b>   |             |             |                |                         |             |             |            |             |                | No. of sample blocks: 335 |              |
| 0 - 5                | 34          | 50          | 48             | 1498                    | 1580        | 1417        | 1395       | 5889        | 4658           | 110                       | 649          |
| 5 - 10               | 37          | 50          | 49             | 1506                    | 1646        | 1240        | 1144       | 5537        | 4469           | 111                       | 638          |
| 10 - 20              | 74          | 100         | 100            | 1694                    | 1659        | 1101        | 1001       | 5456        | 4482           | 241                       | 1290         |
| 20 - 30              | 75          | 100         | 100            | 1679                    | 1582        | 1220        | 851        | 5332        | 4388           | 277                       | 1487         |
| 30 - 40              | 87          | 100         | 100            | 1597                    | 1504        | 834         | 719        | 4654        | 3817           | 290                       | 1383         |
| 40 - 50              | 88          | 100         | 99             | 1675                    | 1595        | 686         | 599        | 4555        | 3739           | 289                       | 1320         |
| 50 - 60              | 96          | 100         | 101            | 1728                    | 1336        | 587         | 534        | 4185        | 3474           | 315                       | 1318         |
| 60 - 70              | 115         | 100         | 102            | 1595                    | 1181        | 402         | 324        | 3502        | 2942           | 368                       | 1347         |
| 70 - 80              | 126         | 100         | 101            | 1450                    | 1048        | 316         | 382        | 3196        | 2663           | 404                       | 1284         |
| 80 - 90              | 136         | 100         | 100            | 1424                    | 1042        | 281         | 195        | 2942        | 2440           | 409                       | 1204         |
| 90 - 95              | 65          | 50          | 50             | 1434                    | 1146        | 266         | 296        | 3141        | 2583           | 214                       | 705          |
| 95 - 100             | 67          | 50          | 50             | 1323                    | 1241        | 305         | 151        | 3020        | 2475           | 310                       | 892          |
| <b>all classes</b>   | <b>1000</b> | <b>1000</b> | <b>1000</b>    | <b>1552</b>             | <b>1323</b> | <b>618</b>  | <b>535</b> | <b>4028</b> | <b>3318</b>    | <b>3338</b>               | <b>13517</b> |
| estd. no.(00)        | 37473       | 150935      | 124338         | 58157                   | 49567       | 23162       | 20050      | 150935      | 124338         | X                         | X            |
| sample no.           | 3338        | 13517       | 11128          | 5271                    | 4513        | 1999        | 1734       | X           | X              | X                         | X            |

Table 8: Value (Rs) of consumption of broad groups of food &amp; non-food items per person for a period of 30 days for each fractile group

| item                           | fractile group |        |         |         |         |         |         |         |         |         |         |          |                             | Rural                      |            |
|--------------------------------|----------------|--------|---------|---------|---------|---------|---------|---------|---------|---------|---------|----------|-----------------------------|----------------------------|------------|
|                                | 0 - 5          | 5 - 10 | 10 - 20 | 20 - 30 | 30 - 40 | 40 - 50 | 50 - 60 | 60 - 70 | 70 - 80 | 80 - 90 | 90 - 95 | 95 - 100 | all                         | hhs. reporting consumption |            |
|                                | (2)            | (3)    | (4)     | (5)     | (6)     | (7)     | (8)     | (9)     | (10)    | (11)    | (12)    | (13)     | (14)                        | estd. no. per 1000         | sample no. |
| (1)                            | (2)            | (3)    | (4)     | (5)     | (6)     | (7)     | (8)     | (9)     | (10)    | (11)    | (12)    | (13)     | (14)                        | (15)                       | (16)       |
| <b>Andhra Pradesh</b>          |                |        |         |         |         |         |         |         |         |         |         |          | no. of sample villages: 492 |                            |            |
| 1 cereals                      | 38.85          | 50.02  | 55.47   | 60.63   | 64.61   | 67.35   | 72.70   | 75.16   | 81.79   | 85.42   | 90.88   | 110.48   | 70.84                       | 986                        | 4852       |
| 2 gram                         | -              | -      | 0.03    | 0.01    | 0.01    | 0.00    | 0.02    | 0.02    | 0.04    | 0.06    | 0.09    | 0.12     | 0.03                        | 11                         | 71         |
| 3 cereal substitute            | 0.02           | 0.01   | 0.01    | 0.01    | 0.02    | 0.01    | 0.02    | 0.01    | 0.02    | 0.01    | 0.01    | 0.02     | 0.01                        | 11                         | 67         |
| 4 pulses & products            | 4.48           | 6.11   | 7.35    | 8.11    | 9.29    | 9.96    | 10.84   | 12.02   | 12.94   | 14.68   | 16.78   | 23.17    | 11.05                       | 973                        | 4799       |
| 5 milk & milk products         | 2.47           | 4.17   | 6.30    | 8.17    | 10.56   | 11.35   | 14.89   | 17.09   | 20.31   | 24.34   | 28.56   | 44.42    | 15.29                       | 757                        | 3821       |
| 6 edible oil                   | 6.61           | 8.46   | 10.16   | 11.34   | 11.88   | 13.12   | 14.26   | 15.37   | 16.46   | 18.00   | 19.90   | 27.87    | 14.21                       | 983                        | 4840       |
| 7 meat, egg & fish             | 3.22           | 5.02   | 6.30    | 8.70    | 9.30    | 11.87   | 12.74   | 14.55   | 16.01   | 18.21   | 22.12   | 35.95    | 13.09                       | 826                        | 4065       |
| 8 vegetables                   | 6.71           | 9.83   | 10.54   | 12.08   | 12.42   | 14.03   | 14.90   | 16.09   | 17.18   | 17.59   | 20.21   | 23.87    | 14.52                       | 989                        | 4866       |
| 9 fruits (fresh)               | 0.80           | 1.05   | 1.33    | 1.71    | 2.15    | 2.37    | 2.80    | 3.40    | 4.35    | 5.58    | 7.23    | 12.84    | 3.47                        | 691                        | 3555       |
| 10 fruits (dry)                | 0.37           | 0.38   | 0.63    | 0.73    | 0.92    | 1.03    | 1.12    | 1.18    | 1.71    | 2.06    | 2.30    | 3.90     | 1.29                        | 325                        | 1822       |
| 11 sugar                       | 1.70           | 2.23   | 3.01    | 3.47    | 4.14    | 4.26    | 5.09    | 5.61    | 6.87    | 7.78    | 9.19    | 13.94    | 5.38                        | 823                        | 4110       |
| 12 salt                        | 0.39           | 0.43   | 0.45    | 0.49    | 0.49    | 0.52    | 0.53    | 0.52    | 0.55    | 0.58    | 0.56    | 0.75     | 0.52                        | 988                        | 4856       |
| 13 spices                      | 5.45           | 6.81   | 7.27    | 8.09    | 8.61    | 9.46    | 9.97    | 10.70   | 11.54   | 11.80   | 13.20   | 16.15    | 9.83                        | 988                        | 4863       |
| 14 beverages, refreshments etc | 4.21           | 5.67   | 7.01    | 8.34    | 9.25    | 10.03   | 12.29   | 13.44   | 14.94   | 18.28   | 21.77   | 31.67    | 12.53                       | 921                        | 4569       |
| 15 food ; total (1-14)         | 75.27          | 100.17 | 115.85  | 131.87  | 143.65  | 155.36  | 172.16  | 185.15  | 204.71  | 224.38  | 252.81  | 345.16   | 172.05                      | 999                        | 4907       |
| 16 pan tobacco & intoxicants   | 6.11           | 6.93   | 8.41    | 9.56    | 10.18   | 11.68   | 13.08   | 14.23   | 17.12   | 18.63   | 21.13   | 31.52    | 13.58                       | 716                        | 3452       |
| 17 fuel & light                | 9.54           | 11.48  | 12.26   | 13.78   | 14.54   | 15.66   | 17.14   | 18.20   | 19.89   | 21.84   | 24.79   | 30.62    | 17.16                       | 992                        | 4872       |
| 18 clothing                    | 0.94           | 0.84   | 1.62    | 2.24    | 3.69    | 4.96    | 7.94    | 10.02   | 17.54   | 48.58   | 76.38   | 161.55   | 21.70                       | 224                        | 1062       |
| 19 footwear                    | 0.11           | 0.13   | 0.29    | 0.47    | 0.48    | 0.64    | 0.93    | 1.18    | 1.62    | 3.30    | 7.38    | 9.50     | 1.75                        | 131                        | 683        |
| 20 misc. goods & services      | 12.83          | 17.33  | 21.20   | 24.98   | 30.63   | 36.75   | 40.02   | 50.43   | 61.51   | 79.84   | 115.40  | 269.73   | 55.37                       | 994                        | 4886       |
| 21 durable goods               | 0.12           | 0.28   | 0.60    | 0.38    | 1.49    | 1.54    | 1.73    | 3.34    | 2.60    | 5.43    | 9.19    | 97.60    | 7.10                        | 165                        | 958        |
| 22 non-food ; total (16-21)    | 29.64          | 37.00  | 44.37   | 51.42   | 61.01   | 71.23   | 80.85   | 97.39   | 120.27  | 177.61  | 254.28  | 600.52   | 116.65                      | 998                        | 4899       |
| 23 total expenditure(15 + 22)  | 104.91         | 137.17 | 160.22  | 183.29  | 204.66  | 226.59  | 253.01  | 282.54  | 324.99  | 401.99  | 507.09  | 945.69   | 288.70                      | 1000                       | 4908       |
| <b>Assam</b>                   |                |        |         |         |         |         |         |         |         |         |         |          | no. of sample villages: 320 |                            |            |
| 1 cereals                      | 50.80          | 65.27  | 75.97   | 80.72   | 85.46   | 87.15   | 94.58   | 97.54   | 102.42  | 109.35  | 111.65  | 117.17   | 90.57                       | 998                        | 3196       |
| 2 gram                         | 0.06           | 0.11   | 0.16    | 0.06    | 0.22    | 0.34    | 0.20    | 0.18    | 0.31    | 0.29    | 0.58    | 0.84     | 0.26                        | 115                        | 364        |
| 3 cereal substitute            | 0.01           | -      | 0.01    | 0.02    | 0.08    | 0.02    | -       | 0.04    | 0.05    | 0.04    | 0.12    | 0.09     | 0.04                        | 19                         | 54         |
| 4 pulses & products            | 3.50           | 4.42   | 5.19    | 5.19    | 5.64    | 6.36    | 6.66    | 7.27    | 7.70    | 9.21    | 10.22   | 12.12    | 6.84                        | 993                        | 3178       |
| 5 milk & milk products         | 1.12           | 2.45   | 4.66    | 5.44    | 7.08    | 9.16    | 10.67   | 12.69   | 15.54   | 19.45   | 24.08   | 33.79    | 11.55                       | 663                        | 2187       |
| 6 edible oil                   | 5.10           | 5.96   | 6.78    | 7.39    | 8.38    | 9.18    | 9.84    | 10.79   | 11.39   | 12.13   | 14.10   | 15.80    | 9.64                        | 998                        | 3194       |
| 7 meat, egg & fish             | 14.56          | 12.73  | 12.77   | 15.70   | 17.37   | 18.92   | 21.40   | 24.03   | 26.43   | 30.13   | 32.22   | 40.99    | 21.71                       | 982                        | 3147       |
| 8 vegetables                   | 11.85          | 14.52  | 15.64   | 17.43   | 16.64   | 19.70   | 21.21   | 22.61   | 25.24   | 26.88   | 28.05   | 31.45    | 20.83                       | 999                        | 3196       |
| 9 fruits (fresh)               | 0.90           | 1.39   | 1.36    | 1.71    | 1.80    | 2.21    | 2.25    | 2.61    | 3.79    | 4.58    | 5.79    | 9.20     | 2.90                        | 736                        | 2406       |
| 10 fruits (dry)                | 0.01           | -      | 0.01    | 0.03    | 0.03    | 0.03    | 0.06    | 0.05    | 0.03    | 0.24    | 0.38    | 0.60     | 0.10                        | 38                         | 136        |
| 11 sugar                       | 2.64           | 3.34   | 3.65    | 3.93    | 4.65    | 4.83    | 4.96    | 5.24    | 5.91    | 6.50    | 7.73    | 9.26     | 5.12                        | 960                        | 3063       |
| 12 salt                        | 0.58           | 0.68   | 0.69    | 0.73    | 0.72    | 0.74    | 0.78    | 0.78    | 0.83    | 0.88    | 0.95    | 1.05     | 0.78                        | 998                        | 3194       |
| 13 spices                      | 2.62           | 3.22   | 3.22    | 3.29    | 3.83    | 3.89    | 4.03    | 4.17    | 4.41    | 4.68    | 4.84    | 5.96     | 3.98                        | 998                        | 3193       |
| 14 beverages, refreshments etc | 6.08           | 7.46   | 7.70    | 9.33    | 8.86    | 10.22   | 10.51   | 12.96   | 13.62   | 15.95   | 20.53   | 31.20    | 12.18                       | 989                        | 3162       |
| 15 food ; total (1-14)         | 99.83          | 121.55 | 137.82  | 150.99  | 160.76  | 172.74  | 187.15  | 200.97  | 217.67  | 240.32  | 261.24  | 309.51   | 186.49                      | 1000                       | 3199       |
| 16 pan tobacco & intoxicants   | 7.91           | 7.90   | 8.45    | 10.69   | 11.94   | 12.94   | 13.08   | 14.15   | 14.87   | 15.98   | 16.78   | 19.20    | 12.80                       | 976                        | 3140       |
| 17 fuel & light                | 11.82          | 14.26  | 16.29   | 16.26   | 16.64   | 18.15   | 19.22   | 19.31   | 22.82   | 25.13   | 28.62   | 34.30    | 19.84                       | 999                        | 3197       |
| 18 clothing                    | 2.91           | 2.63   | 1.37    | 2.87    | 4.19    | 4.67    | 6.40    | 6.35    | 8.08    | 11.71   | 19.18   | 42.03    | 7.91                        | 330                        | 1120       |
| 19 footwear                    | 0.41           | 0.33   | 0.45    | 0.63    | 0.67    | 0.76    | 0.99    | 1.21    | 1.68    | 1.51    | 3.21    | 4.33     | 1.20                        | 148                        | 503        |
| 20 misc. goods & services      | 9.27           | 11.72  | 13.68   | 15.44   | 18.84   | 20.05   | 22.02   | 27.05   | 29.15   | 37.49   | 48.90   | 85.59    | 26.17                       | 998                        | 3195       |
| 21 durable goods               | 0.95           | 1.64   | 1.08    | 1.50    | 1.57    | 2.54    | 3.61    | 3.57    | 4.06    | 4.11    | 10.73   | 16.59    | 3.70                        | 291                        | 960        |
| 22 non-food ; total (16-21)    | 33.26          | 38.48  | 41.32   | 47.38   | 53.85   | 59.10   | 65.32   | 71.65   | 80.66   | 95.93   | 127.41  | 202.05   | 71.62                       | 1000                       | 3199       |
| 23 total expenditure(15 + 22)  | 133.08         | 160.02 | 179.14  | 198.37  | 214.61  | 231.84  | 252.47  | 272.62  | 298.33  | 336.24  | 388.66  | 511.55   | 258.11                      | 1000                       | 3199       |

Table 8: Value (Rs) of consumption of broad groups of food &amp; non-food items per person for a period of 30 days for each fractile group

| item                           | fractile group |        |         |         |         |         |         |         |         |         |         |          |        | Rural                       |               |
|--------------------------------|----------------|--------|---------|---------|---------|---------|---------|---------|---------|---------|---------|----------|--------|-----------------------------|---------------|
|                                | 0 - 5          | 5 - 10 | 10 - 20 | 20 - 30 | 30 - 40 | 40 - 50 | 50 - 60 | 60 - 70 | 70 - 80 | 80 - 90 | 90 - 95 | 95 - 100 | all    | hhs. reporting consumption  |               |
|                                | (2)            | (3)    | (4)     | (5)     | (6)     | (7)     | (8)     | (9)     | (10)    | (11)    | (12)    | (13)     | (14)   | estd. no.<br>per 1000       | sample<br>no. |
| (1)                            | (2)            | (3)    | (4)     | (5)     | (6)     | (7)     | (8)     | (9)     | (10)    | (11)    | (12)    | (13)     | (14)   | (15)                        | (16)          |
| <b>Bihar</b>                   |                |        |         |         |         |         |         |         |         |         |         |          |        | no. of sample villages: 699 |               |
| 1 cereals                      | 45.75          | 58.94  | 66.68   | 72.50   | 75.97   | 80.94   | 83.70   | 86.51   | 90.10   | 94.47   | 97.76   | 105.76   | 80.51  | 994                         | 6940          |
| 2 gram                         | 0.04           | 0.12   | 0.13    | 0.25    | 0.40    | 0.55    | 0.93    | 1.01    | 1.57    | 1.88    | 2.80    | 4.59     | 1.05   | 168                         | 1424          |
| 3 cereal substitute            | -              | 0.03   | 0.02    | 0.01    | 0.06    | 0.02    | 0.10    | 0.04    | 0.01    | 0.05    | 0.05    | 0.00     | 0.04   | 3                           | 26            |
| 4 pulses & products            | 3.33           | 4.53   | 5.56    | 6.27    | 7.00    | 7.87    | 9.01    | 9.53    | 10.98   | 12.03   | 12.83   | 17.06    | 8.72   | 973                         | 6812          |
| 5 milk & milk products         | 1.12           | 2.66   | 3.42    | 5.54    | 8.43    | 10.63   | 14.71   | 18.56   | 23.01   | 31.66   | 37.48   | 51.21    | 16.23  | 545                         | 4043          |
| 6 edible oil                   | 4.35           | 5.73   | 6.24    | 7.41    | 7.75    | 8.52    | 9.60    | 10.41   | 12.42   | 13.77   | 14.87   | 19.95    | 9.86   | 988                         | 6901          |
| 7 meat, egg & fish             | 1.66           | 2.47   | 3.15    | 3.66    | 3.94    | 4.61    | 5.28    | 5.58    | 7.86    | 8.78    | 9.73    | 15.84    | 5.77   | 516                         | 3568          |
| 8 vegetables                   | 8.85           | 10.41  | 11.90   | 13.28   | 14.71   | 15.60   | 16.70   | 18.09   | 19.88   | 22.02   | 24.02   | 30.80    | 16.93  | 993                         | 6932          |
| 9 fruits (fresh)               | 0.24           | 0.17   | 0.40    | 0.49    | 0.64    | 0.85    | 0.92    | 1.41    | 1.78    | 2.75    | 3.44    | 5.88     | 1.41   | 332                         | 2580          |
| 10 fruits (dry)                | -              | 0.01   | 0.00    | 0.01    | 0.03    | 0.01    | 0.03    | 0.03    | 0.07    | 0.12    | 0.14    | 0.74     | 0.07   | 17                          | 193           |
| 11 sugar                       | 1.31           | 1.57   | 1.90    | 2.35    | 2.73    | 3.15    | 3.61    | 4.23    | 5.02    | 6.16    | 6.92    | 9.74     | 3.89   | 813                         | 5773          |
| 12 salt                        | 0.43           | 0.48   | 0.50    | 0.53    | 0.54    | 0.55    | 0.61    | 0.61    | 0.66    | 0.69    | 0.72    | 0.80     | 0.59   | 995                         | 6948          |
| 13 spices                      | 2.16           | 2.92   | 3.18    | 3.63    | 3.94    | 4.15    | 4.66    | 4.94    | 5.55    | 6.10    | 6.66    | 8.11     | 4.61   | 991                         | 6914          |
| 14 beverages, refreshments etc | 1.63           | 2.08   | 2.24    | 2.90    | 3.77    | 3.79    | 4.24    | 5.61    | 6.24    | 7.71    | 11.17   | 18.30    | 5.31   | 747                         | 5279          |
| 15 food ; total (1-14)         | 70.88          | 92.12  | 105.33  | 118.83  | 129.92  | 141.22  | 154.10  | 166.57  | 185.16  | 208.18  | 228.57  | 288.77   | 154.99 | 999                         | 6978          |
| 16 pan tobacco & intoxicants   | 2.66           | 3.01   | 3.79    | 3.79    | 4.51    | 4.34    | 4.35    | 4.85    | 4.98    | 6.14    | 6.75    | 8.52     | 4.72   | 778                         | 5375          |
| 17 fuel & light                | 10.81          | 13.01  | 12.94   | 14.38   | 14.57   | 15.00   | 16.35   | 18.31   | 19.78   | 20.65   | 22.62   | 27.17    | 16.88  | 994                         | 6934          |
| 18 clothing                    | 1.09           | 0.71   | 1.31    | 1.46    | 2.85    | 3.20    | 3.87    | 6.50    | 8.86    | 13.37   | 24.82   | 49.74    | 7.97   | 230                         | 1587          |
| 19 footwear                    | 0.17           | 0.08   | 0.12    | 0.25    | 0.27    | 0.42    | 0.59    | 1.13    | 1.15    | 1.96    | 2.60    | 8.40     | 1.15   | 101                         | 720           |
| 20 misc. goods & services      | 7.69           | 10.88  | 13.45   | 15.54   | 18.16   | 21.49   | 25.14   | 29.07   | 33.98   | 44.79   | 60.46   | 112.36   | 29.76  | 994                         | 6937          |
| 21 durable goods               | 0.18           | 0.34   | 0.47    | 0.47    | 0.73    | 1.14    | 1.24    | 1.68    | 2.46    | 3.77    | 4.94    | 26.74    | 2.82   | 163                         | 1203          |
| 22 non-food ; total (16-21)    | 22.59          | 28.01  | 32.08   | 35.91   | 41.09   | 45.59   | 51.54   | 61.55   | 71.22   | 90.69   | 122.19  | 232.93   | 63.31  | 997                         | 6962          |
| 23 total expenditure(15 + 22)  | 93.47          | 120.13 | 137.41  | 154.73  | 171.00  | 186.81  | 205.64  | 228.12  | 256.38  | 298.87  | 350.76  | 521.70   | 218.30 | 1000                        | 6979          |
| <b>Gujarat</b>                 |                |        |         |         |         |         |         |         |         |         |         |          |        | no. of sample villages: 223 |               |
| 1 cereals                      | 30.24          | 35.70  | 43.26   | 44.45   | 45.99   | 51.30   | 49.95   | 54.74   | 58.74   | 59.88   | 63.63   | 66.56    | 50.68  | 983                         | 2195          |
| 2 gram                         | 0.30           | 0.18   | 0.27    | 0.32    | 0.30    | 0.37    | 0.39    | 0.46    | 0.55    | 0.56    | 0.78    | 0.64     | 0.42   | 180                         | 450           |
| 3 cereal substitute            | -              | -      | 0.03    | -       | 0.01    | 0.03    | 0.03    | 0.04    | 0.02    | 0.07    | 0.12    | 0.08     | 0.03   | 25                          | 44            |
| 4 pulses & products            | 6.07           | 8.43   | 9.91    | 10.64   | 11.97   | 12.83   | 13.65   | 16.06   | 16.46   | 17.61   | 21.53   | 22.34    | 13.84  | 976                         | 2180          |
| 5 milk & milk products         | 9.09           | 17.17  | 24.04   | 26.46   | 29.96   | 38.73   | 37.99   | 45.28   | 54.94   | 66.51   | 83.46   | 94.65    | 42.66  | 942                         | 2118          |
| 6 edible oil                   | 8.88           | 12.28  | 15.09   | 18.81   | 21.44   | 24.96   | 26.91   | 30.54   | 32.20   | 36.81   | 42.75   | 51.94    | 26.49  | 975                         | 2188          |
| 7 meat, egg & fish             | 0.96           | 1.33   | 1.66    | 2.30    | 2.63    | 3.19    | 4.00    | 3.66    | 3.83    | 4.34    | 3.90    | 6.01     | 3.17   | 234                         | 541           |
| 8 vegetables                   | 13.43          | 14.42  | 14.56   | 18.68   | 20.34   | 21.66   | 24.70   | 27.07   | 28.67   | 33.43   | 34.85   | 39.29    | 24.02  | 987                         | 2204          |
| 9 fruits (fresh)               | 0.44           | 0.63   | 0.87    | 1.39    | 2.28    | 2.27    | 3.67    | 4.17    | 4.33    | 5.27    | 7.32    | 8.04     | 3.25   | 614                         | 1465          |
| 10 fruits (dry)                | 0.03           | 0.01   | 0.04    | 0.15    | 0.25    | 0.30    | 0.73    | 0.90    | 1.23    | 1.18    | 2.21    | 2.56     | 0.72   | 188                         | 531           |
| 11 sugar                       | 9.50           | 9.77   | 10.03   | 12.31   | 12.50   | 13.48   | 14.84   | 15.23   | 16.46   | 18.38   | 20.08   | 21.68    | 14.38  | 979                         | 2195          |
| 12 salt                        | 0.25           | 0.27   | 0.24    | 0.28    | 0.27    | 0.28    | 0.29    | 0.35    | 0.32    | 0.35    | 0.36    | 0.36     | 0.30   | 976                         | 2189          |
| 13 spices                      | 5.19           | 5.52   | 5.79    | 6.37    | 6.73    | 6.83    | 7.45    | 7.95    | 8.24    | 9.28    | 9.69    | 11.27    | 7.45   | 985                         | 2200          |
| 14 beverages, refreshments etc | 7.19           | 7.60   | 8.65    | 10.94   | 12.04   | 12.86   | 18.28   | 15.87   | 19.83   | 23.77   | 26.43   | 36.58    | 16.13  | 985                         | 2206          |
| 15 food ; total (1-14)         | 91.58          | 113.30 | 134.43  | 153.09  | 166.71  | 189.10  | 202.90  | 222.32  | 245.79  | 277.43  | 317.12  | 362.00   | 203.53 | 1000                        | 2219          |
| 16 pan tobacco & intoxicants   | 4.82           | 6.41   | 7.41    | 7.05    | 9.66    | 9.29    | 7.46    | 9.56    | 9.27    | 10.81   | 10.03   | 15.19    | 8.88   | 730                         | 1641          |
| 17 fuel & light                | 10.44          | 13.63  | 15.78   | 17.14   | 21.12   | 21.99   | 23.93   | 24.69   | 27.46   | 31.43   | 35.38   | 42.74    | 23.48  | 985                         | 2206          |
| 18 clothing                    | 1.23           | 1.26   | 1.72    | 2.17    | 5.06    | 2.85    | 5.88    | 6.64    | 11.98   | 15.65   | 36.96   | 85.36    | 11.45  | 142                         | 355           |
| 19 footwear                    | 0.08           | 0.71   | 0.57    | 1.44    | 0.88    | 0.95    | 1.37    | 1.22    | 2.17    | 2.67    | 5.05    | 8.71     | 1.86   | 148                         | 385           |
| 20 misc. goods & services      | 15.28          | 20.43  | 21.42   | 26.57   | 30.72   | 34.30   | 42.78   | 47.69   | 54.10   | 68.97   | 89.34   | 190.95   | 48.48  | 991                         | 2211          |
| 21 durable goods               | 0.62           | 0.27   | 0.18    | 1.24    | 0.41    | 0.78    | 1.26    | 2.47    | 4.35    | 3.48    | 5.54    | 78.07    | 5.65   | 164                         | 360           |
| 22 non-food ; total (16-21)    | 32.47          | 42.70  | 47.07   | 55.60   | 67.86   | 70.15   | 82.69   | 92.28   | 109.33  | 133.01  | 182.28  | 421.01   | 99.79  | 998                         | 2217          |
| 23 total expenditure(15 + 22)  | 124.05         | 156.00 | 181.50  | 208.69  | 234.57  | 259.25  | 285.59  | 314.59  | 355.13  | 410.44  | 499.41  | 783.01   | 303.32 | 1000                        | 2219          |

Table 8: Value (Rs) of consumption of broad groups of food &amp; non-food items per person for a period of 30 days for each fractile group

| item                           | fractile group |        |         |         |         |         |         |         |         |         |         |          |        | Rural                      |            |
|--------------------------------|----------------|--------|---------|---------|---------|---------|---------|---------|---------|---------|---------|----------|--------|----------------------------|------------|
|                                | 0 - 5          | 5 - 10 | 10 - 20 | 20 - 30 | 30 - 40 | 40 - 50 | 50 - 60 | 60 - 70 | 70 - 80 | 80 - 90 | 90 - 95 | 95 - 100 | all    | hhs. reporting consumption |            |
|                                | (2)            | (3)    | (4)     | (5)     | (6)     | (7)     | (8)     | (9)     | (10)    | (11)    | (12)    | (13)     | (14)   | estd. no. per 1000         | sample no. |
| (1)                            |                | (3)    | (4)     | (5)     | (6)     | (7)     | (8)     | (9)     | (10)    | (11)    | (12)    | (13)     | (14)   | (15)                       | (16)       |
| <b>Haryana</b>                 |                |        |         |         |         |         |         |         |         |         |         |          |        |                            |            |
| no. of sample villages:        |                |        |         |         |         |         |         |         |         |         |         |          | 104    |                            |            |
| 1 cereals                      | 35.11          | 40.14  | 43.58   | 43.76   | 44.42   | 47.81   | 48.63   | 52.91   | 51.98   | 54.66   | 58.54   | 70.39    | 49.00  | 994                        | 1035       |
| 2 gram                         | -              | 0.29   | 0.10    | 0.26    | 0.39    | 0.54    | 0.63    | 0.71    | 0.85    | 1.10    | 1.29    | 4.14     | 0.75   | 169                        | 209        |
| 3 cereal substitute            | -              | -      | -       | -       | -       | 0.00    | -       | -       | -       | -       | 0.01    | -        | 0.00   | 0                          | 2          |
| 4 pulses & products            | 5.14           | 5.51   | 7.01    | 8.13    | 7.58    | 8.96    | 8.06    | 9.70    | 9.11    | 10.82   | 11.38   | 26.11    | 9.35   | 989                        | 1030       |
| 5 milk & milk products         | 18.76          | 26.06  | 34.63   | 47.11   | 63.90   | 81.66   | 88.74   | 115.26  | 147.20  | 168.05  | 173.58  | 251.03   | 98.19  | 979                        | 1018       |
| 6 edible oil                   | 5.52           | 7.35   | 7.67    | 9.00    | 7.57    | 7.13    | 7.35    | 8.13    | 7.40    | 7.56    | 9.76    | 36.70    | 9.15   | 773                        | 791        |
| 7 meat, egg & fish             | 0.97           | 2.06   | 1.15    | 2.19    | 1.07    | 2.03    | 1.53    | 2.07    | 1.62    | 1.45    | 3.31    | 2.71     | 1.77   | 128                        | 130        |
| 8 vegetables                   | 7.41           | 9.60   | 11.94   | 12.57   | 13.91   | 14.44   | 16.00   | 17.76   | 18.51   | 22.29   | 24.39   | 42.51    | 16.95  | 993                        | 1035       |
| 9 fruits (fresh)               | 0.59           | 1.15   | 2.02    | 3.20    | 3.67    | 3.98    | 4.52    | 6.35    | 7.34    | 8.43    | 12.99   | 15.50    | 5.47   | 728                        | 775        |
| 10 fruits (dry)                | -              | 0.40   | 0.10    | 0.13    | 0.08    | 0.52    | 0.49    | 0.50    | 0.68    | 0.75    | 2.47    | 3.19     | 0.63   | 158                        | 172        |
| 11 sugar                       | 10.04          | 12.39  | 14.76   | 15.77   | 16.61   | 17.85   | 17.89   | 21.64   | 22.48   | 24.75   | 24.69   | 62.78    | 20.68  | 992                        | 1034       |
| 12 salt                        | 0.36           | 0.36   | 0.42    | 0.44    | 0.45    | 0.49    | 0.46    | 0.51    | 0.45    | 0.52    | 0.59    | 0.69     | 0.48   | 989                        | 1030       |
| 13 spices                      | 4.34           | 4.99   | 5.54    | 5.85    | 6.10    | 6.45    | 6.63    | 7.40    | 7.31    | 8.58    | 8.57    | 15.59    | 7.06   | 992                        | 1034       |
| 14 beverages, refreshments etc | 4.27           | 6.21   | 6.72    | 9.05    | 8.85    | 9.63    | 11.00   | 12.40   | 12.78   | 15.17   | 25.19   | 28.42    | 11.78  | 991                        | 1032       |
| 15 food ; total (1-14)         | 92.51          | 116.51 | 135.65  | 157.46  | 174.61  | 201.49  | 211.94  | 255.35  | 287.71  | 324.15  | 356.76  | 559.74   | 231.24 | 1000                       | 1040       |
| 16 pan tobacco & intoxicants   | 4.71           | 7.05   | 7.64    | 7.57    | 7.74    | 9.12    | 9.57    | 11.16   | 10.64   | 14.35   | 21.62   | 26.16    | 10.76  | 781                        | 814        |
| 17 fuel & light                | 10.76          | 13.97  | 18.06   | 19.79   | 18.34   | 19.70   | 22.48   | 24.24   | 26.63   | 29.15   | 30.65   | 42.84    | 22.77  | 995                        | 1037       |
| 18 clothing                    | 0.62           | 1.34   | 1.63    | 3.69    | 3.49    | 6.30    | 18.28   | 15.62   | 28.70   | 38.97   | 61.58   | 116.68   | 20.71  | 265                        | 298        |
| 19 footwear                    | 0.59           | 2.48   | 1.63    | 2.25    | 4.01    | 4.49    | 5.91    | 6.62    | 12.29   | 13.35   | 23.25   | 25.12    | 7.64   | 334                        | 369        |
| 20 misc. goods & services      | 18.84          | 25.32  | 29.72   | 32.69   | 41.97   | 48.12   | 54.77   | 64.93   | 73.74   | 105.75  | 163.81  | 231.99   | 67.24  | 1000                       | 1040       |
| 21 durable goods               | 0.29           | 1.83   | 2.06    | 1.72    | 9.04    | 5.10    | 8.39    | 6.76    | 10.54   | 22.01   | 39.60   | 319.35   | 24.65  | 353                        | 394        |
| 22 non-food ; total (16-21)    | 35.81          | 51.99  | 60.75   | 67.71   | 84.59   | 92.83   | 119.39  | 129.34  | 162.55  | 223.59  | 340.52  | 762.13   | 153.76 | 1000                       | 1040       |
| 23 total expenditure(15 + 22)  | 128.32         | 168.50 | 196.40  | 225.17  | 259.20  | 294.32  | 331.33  | 384.69  | 450.25  | 547.74  | 697.28  | 1321.88  | 385.01 | 1000                       | 1040       |
| <b>Karnataka</b>               |                |        |         |         |         |         |         |         |         |         |         |          |        |                            |            |
| no. of sample villages:        |                |        |         |         |         |         |         |         |         |         |         |          | 263    |                            |            |
| 1 cereals                      | 30.53          | 40.22  | 44.10   | 50.78   | 55.08   | 58.17   | 62.77   | 68.10   | 76.09   | 80.00   | 80.75   | 87.65    | 61.48  | 987                        | 2587       |
| 2 gram                         | 0.08           | 0.10   | 0.36    | 0.34    | 0.45    | 0.34    | 0.49    | 0.46    | 0.57    | 0.73    | 1.00    | 1.43     | 0.50   | 210                        | 621        |
| 3 cereal substitute            | -              | -      | 0.01    | 0.01    | 0.05    | -       | 0.00    | 0.01    | 0.03    | 0.04    | 0.02    | 0.06     | 0.02   | 11                         | 36         |
| 4 pulses & products            | 5.90           | 7.57   | 8.79    | 9.26    | 10.39   | 10.93   | 11.37   | 12.22   | 13.42   | 14.52   | 16.93   | 19.69    | 11.60  | 983                        | 2579       |
| 5 milk & milk products         | 3.49           | 5.62   | 8.87    | 11.59   | 13.81   | 16.78   | 17.97   | 19.31   | 22.22   | 26.43   | 37.78   | 45.32    | 18.31  | 879                        | 2336       |
| 6 edible oil                   | 6.32           | 6.72   | 7.43    | 8.13    | 8.19    | 9.33    | 9.62    | 10.26   | 11.48   | 14.33   | 16.00   | 20.50    | 10.36  | 975                        | 2562       |
| 7 meat, egg & fish             | 2.06           | 3.48   | 4.20    | 4.86    | 4.64    | 6.72    | 7.88    | 8.26    | 13.02   | 14.61   | 19.69   | 26.19    | 8.99   | 539                        | 1401       |
| 8 vegetables                   | 6.42           | 8.13   | 9.27    | 9.96    | 12.04   | 12.11   | 13.27   | 14.44   | 15.11   | 16.66   | 19.56   | 23.12    | 13.15  | 987                        | 2589       |
| 9 fruits (fresh)               | 0.86           | 2.12   | 2.70    | 3.68    | 4.07    | 5.26    | 6.89    | 8.29    | 10.10   | 12.25   | 15.30   | 22.46    | 7.36   | 864                        | 2320       |
| 10 fruits (dry)                | 0.39           | 0.31   | 0.48    | 0.66    | 0.87    | 1.05    | 1.01    | 1.22    | 1.36    | 1.73    | 2.49    | 4.23     | 1.21   | 288                        | 862        |
| 11 sugar                       | 4.32           | 5.31   | 6.47    | 7.30    | 7.82    | 9.09    | 9.69    | 10.72   | 11.57   | 14.04   | 15.83   | 18.68    | 9.88   | 967                        | 2543       |
| 12 salt                        | 0.27           | 0.28   | 0.33    | 0.35    | 0.36    | 0.37    | 0.39    | 0.46    | 0.44    | 0.49    | 0.50    | 0.61     | 0.40   | 984                        | 2580       |
| 13 spices                      | 2.97           | 4.05   | 5.02    | 5.45    | 7.01    | 7.16    | 7.87    | 8.27    | 9.07    | 10.07   | 10.62   | 12.59    | 7.51   | 984                        | 2578       |
| 14 beverages, refreshments etc | 4.30           | 6.14   | 8.27    | 10.63   | 9.48    | 12.08   | 14.50   | 16.71   | 18.20   | 25.29   | 34.33   | 47.95    | 16.16  | 988                        | 2590       |
| 15 food ; total (1-14)         | 67.90          | 90.05  | 106.30  | 123.00  | 134.26  | 149.39  | 163.71  | 178.72  | 202.69  | 231.20  | 270.79  | 330.48   | 166.93 | 999                        | 2615       |
| 16 pan tobacco & intoxicants   | 5.27           | 6.23   | 7.19    | 7.41    | 10.15   | 9.92    | 10.50   | 12.42   | 13.19   | 15.38   | 15.56   | 26.56    | 11.30  | 773                        | 2041       |
| 17 fuel & light                | 10.55          | 12.71  | 15.53   | 17.07   | 18.79   | 19.57   | 21.26   | 23.51   | 26.44   | 27.91   | 33.14   | 39.06    | 21.79  | 990                        | 2599       |
| 18 clothing                    | 0.59           | 0.66   | 0.59    | 1.52    | 3.01    | 4.65    | 6.48    | 13.16   | 14.67   | 25.72   | 47.97   | 129.39   | 15.93  | 192                        | 543        |
| 19 footwear                    | 0.37           | -      | 0.31    | 0.34    | 0.38    | 0.36    | 1.20    | 1.09    | 0.82    | 2.23    | 3.18    | 8.04     | 1.25   | 91                         | 277        |
| 20 misc. goods & services      | 15.13          | 18.26  | 21.43   | 26.78   | 29.51   | 34.86   | 40.69   | 44.62   | 55.03   | 71.20   | 90.19   | 176.29   | 47.43  | 994                        | 2605       |
| 21 durable goods               | 0.22           | 0.14   | 0.28    | 0.93    | 0.71    | 1.21    | 1.65    | 1.63    | 1.83    | 2.99    | 8.24    | 64.03    | 4.76   | 100                        | 286        |
| 22 non-food ; total (16-21)    | 32.15          | 38.01  | 45.33   | 54.05   | 62.55   | 70.59   | 81.80   | 96.43   | 111.98  | 145.41  | 198.28  | 443.37   | 102.45 | 996                        | 2610       |
| 23 total expenditure(15 + 22)  | 100.05         | 128.06 | 151.62  | 177.05  | 196.80  | 219.97  | 245.50  | 275.15  | 314.66  | 376.62  | 469.07  | 773.85   | 269.38 | 1000                       | 2617       |

Table 8: Value (Rs) of consumption of broad groups of food &amp; non-food items per person for a period of 30 days for each fractile group

| Item                           | fractile group |        |         |         |         |         |         |         |         |         |         |          |        | Rural                       |            |
|--------------------------------|----------------|--------|---------|---------|---------|---------|---------|---------|---------|---------|---------|----------|--------|-----------------------------|------------|
|                                | 0 - 5          | 5 - 10 | 10 - 20 | 20 - 30 | 30 - 40 | 40 - 50 | 50 - 60 | 60 - 70 | 70 - 80 | 80 - 90 | 90 - 95 | 95 - 100 | all    | hhs. reporting consumption  |            |
|                                | (2)            | (3)    | (4)     | (5)     | (6)     | (7)     | (8)     | (9)     | (10)    | (11)    | (12)    | (13)     | (14)   | estd. no. per 1000          | sample no. |
| (1)                            | (2)            | (3)    | (4)     | (5)     | (6)     | (7)     | (8)     | (9)     | (10)    | (11)    | (12)    | (13)     | (14)   | (15)                        | (16)       |
| <b>Kerala</b>                  |                |        |         |         |         |         |         |         |         |         |         |          |        | no. of sample villages: 256 |            |
| 1 cereals                      | 38.32          | 48.36  | 57.85   | 59.83   | 64.23   | 66.05   | 71.84   | 72.85   | 76.03   | 82.36   | 84.19   | 95.68    | 68.45  | 981                         | 2516       |
| 2 gram                         | 0.17           | 0.58   | 0.38    | 0.64    | 0.75    | 0.88    | 1.06    | 1.26    | 1.48    | 1.35    | 2.04    | 2.83     | 1.06   | 292                         | 886        |
| 3 cereal substitute            | 2.89           | 1.87   | 3.19    | 3.89    | 3.26    | 4.52    | 4.47    | 4.96    | 5.37    | 5.31    | 5.59    | 3.46     | 4.19   | 639                         | 1578       |
| 4 pulses & products            | 1.35           | 3.17   | 3.46    | 5.05    | 5.53    | 6.29    | 7.90    | 7.94    | 9.02    | 10.29   | 12.36   | 16.18    | 7.20   | 857                         | 2249       |
| 5 milk & milk products         | 2.40           | 4.37   | 7.57    | 7.36    | 10.56   | 14.14   | 18.86   | 25.20   | 29.08   | 32.49   | 51.42   | 58.95    | 20.39  | 694                         | 1846       |
| 6 edible oil                   | 5.38           | 6.10   | 7.04    | 8.44    | 9.40    | 10.14   | 11.42   | 12.45   | 12.91   | 14.65   | 18.62   | 23.03    | 11.30  | 975                         | 2501       |
| 7 meat, egg & fish             | 12.37          | 15.07  | 17.72   | 20.53   | 23.07   | 27.32   | 31.03   | 36.54   | 41.80   | 49.15   | 57.57   | 80.56    | 33.01  | 936                         | 2383       |
| 8 vegetables                   | 6.70           | 8.37   | 9.47    | 11.39   | 12.92   | 13.97   | 17.00   | 17.79   | 19.58   | 22.50   | 26.98   | 34.09    | 16.27  | 980                         | 2513       |
| 9 fruits (fresh)               | 5.65           | 9.07   | 11.37   | 14.35   | 17.32   | 19.74   | 23.63   | 26.13   | 29.36   | 34.20   | 44.80   | 53.96    | 23.29  | 967                         | 2478       |
| 10 fruits (dry)                | 0.04           | 0.09   | 0.15    | 0.23    | 0.20    | 0.31    | 0.45    | 0.48    | 0.53    | 1.16    | 1.62    | 3.40     | 0.61   | 189                         | 509        |
| 11 sugar                       | 4.12           | 6.11   | 7.16    | 8.04    | 8.69    | 9.10    | 9.94    | 11.31   | 11.47   | 12.60   | 14.54   | 17.72    | 9.96   | 973                         | 2500       |
| 12 salt                        | 0.28           | 0.34   | 0.35    | 0.37    | 0.40    | 0.42    | 0.47    | 0.49    | 0.51    | 0.56    | 0.65    | 0.73     | 0.46   | 978                         | 2508       |
| 13 spices                      | 5.27           | 6.18   | 7.35    | 8.45    | 9.07    | 9.56    | 10.69   | 11.31   | 11.59   | 13.02   | 14.83   | 16.02    | 10.22  | 978                         | 2509       |
| 14 beverages, refreshments etc | 7.97           | 13.24  | 15.27   | 20.75   | 23.43   | 27.49   | 28.86   | 29.44   | 33.47   | 42.82   | 46.47   | 81.33    | 29.62  | 992                         | 2540       |
| 15 food ; total (1-14)         | 92.90          | 122.93 | 148.31  | 169.32  | 188.84  | 209.92  | 237.63  | 258.15  | 282.20  | 322.46  | 381.69  | 487.94   | 236.03 | 999                         | 2554       |
| 16 pan tobacco & intoxicants   | 4.87           | 7.19   | 6.67    | 8.78    | 11.57   | 14.94   | 13.02   | 13.40   | 15.58   | 19.59   | 20.73   | 20.31    | 13.01  | 619                         | 1500       |
| 17 fuel & light                | 11.89          | 14.70  | 14.98   | 16.59   | 19.52   | 21.12   | 22.28   | 23.56   | 25.45   | 29.32   | 36.99   | 38.85    | 22.41  | 992                         | 2539       |
| 18 clothing                    | 0.82           | 0.38   | 1.79    | 3.31    | 5.73    | 6.77    | 5.30    | 9.89    | 18.67   | 37.61   | 56.82   | 99.49    | 16.80  | 253                         | 669        |
| 19 footwear                    | 0.41           | 0.24   | 0.69    | 1.24    | 1.39    | 1.85    | 2.93    | 3.65    | 4.66    | 6.69    | 6.73    | 17.14    | 3.54   | 250                         | 653        |
| 20 misc. goods & services      | 18.75          | 25.38  | 32.51   | 41.38   | 47.70   | 53.09   | 59.74   | 77.77   | 93.14   | 115.53  | 169.13  | 311.82   | 78.39  | 997                         | 2548       |
| 21 durable goods               | -              | 1.21   | 0.60    | 0.59    | 0.72    | 1.41    | 2.91    | 1.76    | 2.99    | 12.84   | 30.48   | 324.38   | 20.23  | 94                          | 256        |
| 22 non-food ; total (16-21)    | 36.73          | 49.11  | 57.24   | 71.89   | 86.62   | 99.18   | 106.19  | 130.04  | 160.49  | 221.57  | 320.88  | 812.01   | 154.38 | 999                         | 2554       |
| 23 total expenditure(15 + 22)  | 129.64         | 172.04 | 205.55  | 241.21  | 275.46  | 309.11  | 343.82  | 388.19  | 442.68  | 544.03  | 702.57  | 1299.95  | 390.41 | 1000                        | 2555       |
| <b>Madhya Pradesh</b>          |                |        |         |         |         |         |         |         |         |         |         |          |        | no. of sample villages: 533 |            |
| 1 cereals                      | 35.00          | 45.88  | 53.36   | 60.39   | 62.77   | 67.97   | 69.14   | 72.28   | 75.68   | 76.82   | 77.83   | 87.79    | 66.17  | 991                         | 5275       |
| 2 gram                         | 0.05           | 0.14   | 0.11    | 0.18    | 0.32    | 0.27    | 0.50    | 0.53    | 0.59    | 0.83    | 0.79    | 1.07     | 0.44   | 98                          | 624        |
| 3 cereal substitute            | 0.05           | 0.01   | 0.02    | 0.09    | 0.11    | 0.05    | 0.12    | 0.14    | 0.20    | 0.29    | 0.70    | 0.93     | 0.19   | 54                          | 354        |
| 4 pulses & products            | 5.54           | 7.60   | 7.66    | 9.06    | 9.99    | 11.11   | 12.62   | 12.87   | 14.93   | 17.35   | 20.30   | 24.93    | 12.48  | 976                         | 5206       |
| 5 milk & milk products         | 1.81           | 3.95   | 5.73    | 7.74    | 10.58   | 11.87   | 17.21   | 22.67   | 26.98   | 38.45   | 54.55   | 71.14    | 20.70  | 619                         | 3516       |
| 6 edible oil                   | 4.80           | 6.20   | 7.34    | 8.52    | 9.81    | 10.61   | 12.21   | 12.69   | 14.26   | 15.72   | 18.54   | 23.14    | 11.75  | 987                         | 5247       |
| 7 meat, egg & fish             | 1.38           | 2.23   | 2.24    | 3.24    | 4.21    | 4.03    | 4.59    | 4.63    | 5.51    | 6.21    | 7.12    | 7.24     | 4.36   | 389                         | 2029       |
| 8 vegetables                   | 5.69           | 7.83   | 9.62    | 11.18   | 12.66   | 13.35   | 14.51   | 15.72   | 17.72   | 19.42   | 20.37   | 24.57    | 14.34  | 992                         | 5276       |
| 9 fruits (fresh)               | 0.51           | 0.60   | 0.92    | 1.17    | 1.32    | 1.59    | 2.05    | 2.35    | 2.60    | 3.81    | 5.15    | 7.72     | 2.28   | 591                         | 3343       |
| 10 fruits (dry)                | 0.01           | 0.03   | 0.02    | 0.05    | 0.11    | 0.20    | 0.13    | 0.34    | 0.42    | 0.66    | 1.00    | 2.16     | 0.35   | 92                          | 616        |
| 11 sugar                       | 2.47           | 3.06   | 3.94    | 4.86    | 5.69    | 6.34    | 7.79    | 8.81    | 10.04   | 12.45   | 14.66   | 19.26    | 7.97   | 878                         | 4766       |
| 12 salt                        | 0.29           | 0.36   | 0.38    | 0.44    | 0.47    | 0.48    | 0.47    | 0.52    | 0.54    | 0.56    | 0.60    | 0.61     | 0.48   | 989                         | 5265       |
| 13 spices                      | 3.28           | 3.80   | 4.16    | 4.67    | 5.18    | 5.40    | 5.99    | 6.55    | 6.86    | 7.44    | 8.66    | 10.06    | 5.92   | 992                         | 5276       |
| 14 beverages, refreshments etc | 2.12           | 2.89   | 3.65    | 4.20    | 4.67    | 4.96    | 6.24    | 7.52    | 8.19    | 10.31   | 12.96   | 18.67    | 6.81   | 885                         | 4763       |
| 15 food ; total (1-14)         | 63.00          | 84.59  | 99.15   | 115.79  | 127.88  | 138.23  | 153.56  | 167.62  | 184.51  | 210.32  | 243.24  | 299.28   | 154.24 | 999                         | 5311       |
| 16 pan tobacco & intoxicants   | 4.09           | 5.23   | 6.13    | 6.32    | 7.64    | 8.24    | 9.03    | 9.73    | 11.07   | 12.99   | 17.47   | 18.98    | 9.41   | 879                         | 4700       |
| 17 fuel & light                | 11.14          | 12.79  | 14.37   | 16.49   | 17.27   | 18.31   | 20.38   | 20.68   | 21.86   | 25.52   | 27.22   | 129.22   | 24.52  | 995                         | 5295       |
| 18 clothing                    | 1.52           | 1.62   | 2.69    | 3.14    | 4.11    | 6.71    | 6.74    | 12.29   | 16.92   | 28.40   | 57.25   | 96.42    | 15.95  | 310                         | 1749       |
| 19 footwear                    | 0.40           | 0.52   | 0.53    | 0.71    | 1.17    | 1.24    | 1.88    | 2.99    | 3.54    | 5.26    | 8.06    | 12.00    | 2.78   | 240                         | 1351       |
| 20 misc. goods & services      | 9.61           | 13.26  | 15.98   | 18.60   | 22.24   | 27.10   | 31.13   | 36.74   | 47.31   | 61.97   | 80.52   | 153.41   | 38.96  | 996                         | 5297       |
| 21 durable goods               | 0.50           | 1.02   | 1.14    | 1.81    | 1.52    | 2.54    | 2.56    | 3.51    | 6.00    | 10.01   | 13.85   | 49.70    | 6.17   | 319                         | 1834       |
| 22 non-food ; total (16-21)    | 27.25          | 34.44  | 40.84   | 47.07   | 53.95   | 64.13   | 71.71   | 85.94   | 106.71  | 144.15  | 204.38  | 459.72   | 97.78  | 999                         | 5310       |
| 23 total expenditure(15 + 22)  | 90.25          | 119.03 | 139.99  | 162.85  | 181.83  | 202.35  | 225.28  | 253.56  | 291.22  | 354.47  | 447.63  | 759.01   | 252.01 | 1000                        | 5313       |

Table 8: Value (Rs) of consumption of broad groups of food &amp; non-food items per person for a period of 30 days for each fractile group

| Item                           | fractile group          |        |         |         |         |         |         |         |         |         |         |          |        | Rural                      |            |
|--------------------------------|-------------------------|--------|---------|---------|---------|---------|---------|---------|---------|---------|---------|----------|--------|----------------------------|------------|
|                                | 0 - 5                   | 5 - 10 | 10 - 20 | 20 - 30 | 30 - 40 | 40 - 50 | 50 - 60 | 60 - 70 | 70 - 80 | 80 - 90 | 90 - 95 | 95 - 100 | all    | hhs. reporting consumption |            |
|                                | (2)                     | (3)    | (4)     | (5)     | (6)     | (7)     | (8)     | (9)     | (10)    | (11)    | (12)    | (13)     | (14)   | estd. no. per 1000         | sample no. |
| (1)                            | (2)                     | (3)    | (4)     | (5)     | (6)     | (7)     | (8)     | (9)     | (10)    | (11)    | (12)    | (13)     | (14)   | (15)                       | (16)       |
|                                | <b>Maharashtra</b>      |        |         |         |         |         |         |         |         |         |         |          |        |                            |            |
|                                | no. of sample villages: |        |         |         |         |         |         |         |         |         |         |          |        | 445                        |            |
| 1 cereals                      | 20.85                   | 28.54  | 33.19   | 38.25   | 42.67   | 45.47   | 50.10   | 53.54   | 57.86   | 62.38   | 72.61   | 84.60    | 48.69  | 980                        | 4376       |
| 2 gram                         | 0.02                    | 0.10   | 0.09    | 0.09    | 0.27    | 0.28    | 0.30    | 0.35    | 0.40    | 0.43    | 0.56    | 0.66     | 0.29   | 117                        | 588        |
| 3 cereal substitute            | 0.32                    | 0.26   | 0.49    | 0.63    | 0.87    | 1.26    | 1.34    | 1.55    | 1.81    | 2.31    | 2.44    | 3.06     | 1.33   | 463                        | 2234       |
| 4 pulses & products            | 7.38                    | 9.78   | 10.01   | 12.10   | 12.28   | 13.43   | 13.68   | 14.93   | 15.43   | 16.81   | 18.75   | 27.26    | 14.03  | 975                        | 4355       |
| 5 milk & milk products         | 3.11                    | 4.74   | 6.83    | 8.74    | 10.71   | 14.77   | 16.98   | 20.95   | 23.57   | 28.33   | 39.76   | 48.78    | 17.91  | 843                        | 3819       |
| 6 edible oil                   | 5.71                    | 8.57   | 10.36   | 11.94   | 13.33   | 15.39   | 16.21   | 17.40   | 18.88   | 21.62   | 25.44   | 38.81    | 16.44  | 979                        | 4372       |
| 7 meat, egg & fish             | 1.24                    | 2.93   | 4.00    | 4.90    | 6.31    | 6.76    | 8.24    | 8.22    | 10.47   | 15.82   | 15.37   | 23.03    | 8.60   | 559                        | 2537       |
| 8 vegetables                   | 5.74                    | 7.99   | 8.93    | 10.71   | 11.81   | 12.81   | 13.76   | 15.32   | 16.54   | 18.31   | 21.43   | 23.98    | 13.78  | 983                        | 4389       |
| 9 fruits (fresh)               | 0.73                    | 1.01   | 1.36    | 1.82    | 2.18    | 2.54    | 3.37    | 3.93    | 4.81    | 6.73    | 10.48   | 13.17    | 3.95   | 699                        | 3275       |
| 10 fruits (dry)                | 1.07                    | 1.42   | 1.85    | 2.08    | 2.78    | 3.40    | 3.71    | 4.34    | 4.76    | 6.06    | 7.14    | 10.50    | 3.91   | 744                        | 3379       |
| 11 sugar                       | 6.16                    | 6.80   | 8.54    | 9.58    | 10.62   | 11.52   | 12.08   | 12.93   | 14.01   | 16.13   | 18.42   | 27.22    | 12.47  | 980                        | 4373       |
| 12 salt                        | 0.32                    | 0.36   | 0.39    | 0.43    | 0.46    | 0.46    | 0.51    | 0.52    | 0.56    | 0.62    | 0.77    | 0.49     | 981    | 4377                       |            |
| 13 spices                      | 3.82                    | 4.60   | 5.36    | 5.99    | 6.53    | 6.72    | 7.27    | 7.71    | 8.30    | 9.25    | 10.00   | 11.87    | 7.23   | 983                        | 4386       |
| 14 beverages, refreshments etc | 3.48                    | 4.25   | 6.29    | 6.74    | 8.21    | 8.68    | 11.07   | 12.40   | 16.87   | 20.13   | 23.14   | 49.26    | 13.05  | 992                        | 4414       |
| 15 food ; total (1-14)         | 59.93                   | 81.36  | 97.69   | 114.01  | 129.03  | 143.50  | 158.62  | 174.11  | 194.23  | 224.84  | 266.15  | 362.98   | 162.17 | 999                        | 4439       |
| 16 pan tobacco & intoxicants   | 3.07                    | 3.82   | 4.91    | 4.79    | 5.43    | 6.01    | 7.11    | 7.52    | 8.00    | 9.32    | 9.94    | 16.05    | 6.95   | 781                        | 3516       |
| 17 fuel & light                | 9.50                    | 12.86  | 13.74   | 15.02   | 16.42   | 17.74   | 20.33   | 21.49   | 23.52   | 27.40   | 31.71   | 37.20    | 20.13  | 989                        | 4405       |
| 18 clothing                    | 0.79                    | 1.29   | 2.07    | 3.16    | 3.44    | 6.13    | 7.84    | 10.68   | 18.05   | 27.91   | 60.41   | 132.94   | 17.72  | 221                        | 1059       |
| 19 footwear                    | 0.24                    | 0.15   | 0.29    | 0.47    | 0.61    | 0.79    | 1.19    | 1.33    | 1.72    | 2.44    | 4.17    | 9.91     | 1.61   | 122                        | 590        |
| 20 misc. goods & services      | 12.84                   | 18.82  | 23.47   | 27.80   | 32.04   | 37.61   | 43.15   | 52.33   | 62.58   | 84.76   | 115.95  | 230.57   | 55.32  | 991                        | 4408       |
| 21 durable goods               | 0.30                    | 0.09   | 0.60    | 0.86    | 0.87    | 1.22    | 1.65    | 3.58    | 4.31    | 7.32    | 12.32   | 121.24   | 8.76   | 186                        | 964        |
| 22 non-food ; total (16-21)    | 26.74                   | 37.03  | 45.06   | 52.09   | 58.80   | 69.51   | 81.26   | 96.93   | 118.17  | 159.16  | 234.50  | 547.91   | 110.50 | 995                        | 4427       |
| 23 total expenditure(15 + 22)  | 86.68                   | 118.39 | 142.75  | 166.10  | 187.84  | 213.01  | 239.88  | 271.04  | 312.39  | 384.00  | 500.65  | 910.88   | 272.66 | 1000                       | 4440       |
|                                | <b>Orissa</b>           |        |         |         |         |         |         |         |         |         |         |          |        |                            |            |
|                                | no. of sample villages: |        |         |         |         |         |         |         |         |         |         |          |        | 335                        |            |
| 1 cereals                      | 50.07                   | 60.96  | 68.34   | 76.31   | 81.55   | 82.40   | 91.99   | 92.11   | 98.28   | 102.25  | 106.91  | 108.08   | 85.65  | 985                        | 3303       |
| 2 gram                         | 0.07                    | 0.04   | 0.09    | 0.14    | 0.10    | 0.10    | 0.11    | 0.18    | 0.25    | 0.18    | 0.26    | 0.52     | 0.16   | 59                         | 209        |
| 3 cereal substitute            | 0.03                    | 0.07   | 0.05    | 0.08    | 0.05    | 0.02    | 0.01    | 0.05    | 0.13    | 0.07    | 0.10    | 0.32     | 0.07   | 19                         | 75         |
| 4 pulses & products            | 1.74                    | 2.58   | 3.08    | 3.73    | 4.25    | 4.91    | 5.79    | 6.27    | 6.95    | 8.51    | 9.68    | 15.95    | 5.85   | 910                        | 3080       |
| 5 milk & milk products         | 0.10                    | 0.83   | 1.01    | 1.92    | 2.02    | 2.63    | 4.37    | 5.92    | 6.47    | 10.12   | 10.43   | 25.11    | 5.28   | 272                        | 1111       |
| 6 edible oil                   | 2.19                    | 3.20   | 4.05    | 4.34    | 5.44    | 6.24    | 6.56    | 7.47    | 8.24    | 9.84    | 11.83   | 16.63    | 6.91   | 970                        | 3267       |
| 7 meat, egg & fish             | 2.09                    | 3.16   | 4.29    | 4.71    | 6.40    | 7.31    | 7.30    | 9.81    | 11.21   | 13.95   | 17.41   | 28.15    | 9.05   | 796                        | 2749       |
| 8 vegetables                   | 7.88                    | 10.26  | 12.35   | 13.91   | 15.63   | 17.63   | 18.10   | 19.67   | 22.55   | 25.95   | 32.10   | 37.56    | 18.98  | 977                        | 3285       |
| 9 fruits (fresh)               | 0.35                    | 0.59   | 0.66    | 1.03    | 1.32    | 1.43    | 1.56    | 2.43    | 2.81    | 3.94    | 4.86    | 9.99     | 2.31   | 528                        | 1941       |
| 10 fruits (dry)                | -                       | 0.00   | 0.01    | 0.01    | 0.03    | 0.05    | 0.05    | 0.04    | 0.10    | 0.16    | 0.51    | 0.74     | 0.11   | 40                         | 143        |
| 11 sugar                       | 0.71                    | 1.29   | 1.78    | 2.16    | 2.79    | 3.40    | 3.69    | 4.45    | 4.95    | 6.23    | 7.16    | 10.87    | 3.95   | 812                        | 2792       |
| 12 salt                        | 0.56                    | 0.60   | 0.59    | 0.63    | 0.62    | 0.64    | 0.61    | 0.71    | 0.72    | 0.75    | 0.78    | 0.85     | 0.67   | 977                        | 3287       |
| 13 spices                      | 1.83                    | 2.44   | 2.78    | 2.96    | 3.17    | 3.88    | 3.91    | 4.38    | 4.68    | 5.34    | 6.58    | 7.94     | 4.05   | 974                        | 3281       |
| 14 beverages, refreshments etc | 1.02                    | 1.89   | 1.96    | 2.85    | 3.13    | 4.32    | 4.72    | 5.80    | 7.16    | 10.18   | 15.36   | 32.45    | 6.56   | 793                        | 2717       |
| 15 food ; total (1-14)         | 68.66                   | 87.90  | 101.03  | 114.79  | 126.49  | 134.96  | 148.78  | 159.29  | 174.52  | 197.45  | 223.98  | 295.17   | 149.58 | 1000                       | 3338       |
| 16 pan tobacco & intoxicants   | 3.91                    | 4.69   | 4.98    | 5.45    | 5.56    | 5.80    | 5.06    | 7.11    | 7.32    | 9.02    | 8.85    | 11.16    | 6.46   | 896                        | 2984       |
| 17 fuel & light                | 10.18                   | 12.85  | 14.38   | 16.24   | 16.43   | 18.92   | 19.76   | 20.75   | 23.88   | 27.28   | 29.76   | 37.58    | 20.29  | 994                        | 3326       |
| 18 clothing                    | 0.99                    | 0.74   | 1.91    | 3.65    | 4.58    | 6.38    | 7.68    | 10.19   | 13.18   | 17.78   | 30.78   | 50.63    | 10.70  | 297                        | 1063       |
| 19 footwear                    | -                       | 0.11   | 0.08    | 0.15    | 0.19    | 0.38    | 0.50    | 0.48    | 0.61    | 0.99    | 2.86    | 5.08     | 0.74   | 69                         | 278        |
| 20 misc. goods & services      | 4.68                    | 7.48   | 9.21    | 10.32   | 13.54   | 17.29   | 19.11   | 21.43   | 29.41   | 43.24   | 63.63   | 144.96   | 27.42  | 995                        | 3327       |
| 21 durable goods               | 0.05                    | 0.57   | 1.05    | 0.46    | 0.64    | 1.30    | 2.12    | 3.32    | 3.34    | 6.84    | 8.91    | 44.06    | 4.60   | 224                        | 870        |
| 22 non-food ; total (16-21)    | 19.82                   | 26.44  | 31.60   | 36.28   | 40.94   | 50.06   | 54.22   | 63.28   | 77.75   | 105.15  | 144.78  | 293.47   | 70.22  | 999                        | 3337       |
| 23 total expenditure(15 + 22)  | 88.48                   | 114.34 | 132.64  | 151.07  | 167.43  | 185.02  | 203.00  | 222.57  | 252.27  | 302.60  | 368.76  | 588.63   | 219.80 | 1000                       | 3338       |

Table 8: Value (Rs) of consumption of broad groups of food &amp; non-food items per person for a period of 30 days for each fractile group

| Item                           | fractile group |        |         |         |         |         |         |         |         |         |         |          |                             | Rural                      |            |
|--------------------------------|----------------|--------|---------|---------|---------|---------|---------|---------|---------|---------|---------|----------|-----------------------------|----------------------------|------------|
|                                | 0 - 5          | 5 - 10 | 10 - 20 | 20 - 30 | 30 - 40 | 40 - 50 | 50 - 60 | 60 - 70 | 70 - 80 | 80 - 90 | 90 - 95 | 95 - 100 | all                         | hhs. reporting consumption |            |
|                                | (2)            | (3)    | (4)     | (5)     | (6)     | (7)     | (8)     | (9)     | (10)    | (11)    | (12)    | (13)     | (14)                        | estd. no. per 1000         | sample no. |
| (1)                            | (2)            | (3)    | (4)     | (5)     | (6)     | (7)     | (8)     | (9)     | (10)    | (11)    | (12)    | (13)     | (14)                        | (15)                       | (16)       |
| <b>Punjab</b>                  |                |        |         |         |         |         |         |         |         |         |         |          | no. of sample villages: 205 |                            |            |
| 1 cereals                      | 37.11          | 36.77  | 42.03   | 43.06   | 43.85   | 44.92   | 45.64   | 46.04   | 47.83   | 51.26   | 48.88   | 59.27    | 45.58                       | 990                        | 2033       |
| 2 gram                         | 0.28           | 0.39   | 0.71    | 0.80    | 1.14    | 0.84    | 1.34    | 1.75    | 2.18    | 2.15    | 1.88    | 2.77     | 1.36                        | 407                        | 838        |
| 3 cereal substitute            | -              | -      | -       | -       | -       | -       | -       | -       | -       | -       | -       | -        | -                           | 0                          | 0          |
| 4 pulses & products            | 8.39           | 9.67   | 11.27   | 11.90   | 12.99   | 12.76   | 14.45   | 14.80   | 15.84   | 16.81   | 17.19   | 23.96    | 14.05                       | 989                        | 2031       |
| 5 milk & milk products         | 22.98          | 31.49  | 43.20   | 57.39   | 65.17   | 79.07   | 88.45   | 96.98   | 108.61  | 143.02  | 148.76  | 201.48   | 88.50                       | 985                        | 2024       |
| 6 edible oil                   | 10.02          | 14.65  | 13.88   | 15.98   | 17.18   | 17.94   | 19.04   | 20.00   | 19.16   | 19.62   | 21.08   | 28.71    | 18.01                       | 952                        | 1934       |
| 7 meat, egg & fish             | 0.51           | 0.37   | 0.83    | 1.51    | 1.71    | 1.93    | 2.96    | 2.85    | 5.10    | 5.73    | 10.85   | 12.48    | 3.47                        | 206                        | 464        |
| 8 vegetables                   | 10.36          | 13.90  | 17.35   | 17.94   | 18.31   | 21.15   | 22.75   | 24.54   | 26.13   | 29.85   | 29.96   | 35.98    | 22.32                       | 992                        | 2037       |
| 9 fruits (fresh)               | 0.42           | 1.14   | 1.92    | 2.53    | 3.28    | 4.41    | 5.89    | 6.33    | 8.40    | 9.55    | 12.26   | 18.24    | 5.84                        | 644                        | 1344       |
| 10 fruits (dry)                | 0.08           | 0.29   | 0.12    | 0.41    | 0.19    | 0.88    | 0.61    | 0.77    | 1.37    | 1.51    | 2.74    | 5.22     | 1.00                        | 149                        | 332        |
| 11 sugar                       | 14.40          | 17.79  | 16.80   | 18.75   | 21.11   | 23.06   | 23.07   | 25.28   | 27.20   | 29.96   | 32.59   | 42.03    | 23.88                       | 992                        | 2035       |
| 12 salt                        | 0.45           | 0.48   | 0.55    | 0.55    | 0.60    | 0.61    | 0.66    | 0.66    | 0.68    | 0.75    | 0.76    | 0.86     | 0.63                        | 992                        | 2038       |
| 13 spices                      | 4.80           | 5.49   | 6.42    | 6.24    | 6.78    | 7.72    | 8.30    | 8.68    | 8.65    | 10.11   | 11.66   | 12.51    | 8.02                        | 992                        | 2038       |
| 14 beverages, refreshments etc | 8.02           | 12.54  | 12.45   | 13.33   | 15.42   | 16.44   | 18.26   | 19.10   | 20.11   | 22.14   | 26.39   | 40.42    | 18.11                       | 997                        | 2041       |
| 15 food ; total (1-14)         | 117.80         | 144.97 | 167.53  | 190.40  | 207.73  | 231.73  | 251.43  | 267.77  | 291.26  | 342.47  | 365.02  | 483.92   | 250.78                      | 1000                       | 2046       |
| 16 pan tobacco & intoxicants   | 3.71           | 3.99   | 5.34    | 5.52    | 5.67    | 5.59    | 6.71    | 8.70    | 12.13   | 14.97   | 18.95   | 39.63    | 9.80                        | 366                        | 751        |
| 17 fuel & light                | 18.72          | 22.93  | 25.96   | 28.84   | 29.43   | 30.46   | 34.77   | 37.43   | 39.01   | 41.10   | 39.14   | 55.47    | 33.53                       | 997                        | 2040       |
| 18 clothing                    | 0.62           | 1.62   | 2.93    | 3.52    | 1.87    | 5.89    | 10.06   | 12.35   | 20.89   | 41.75   | 74.55   | 153.58   | 21.52                       | 229                        | 515        |
| 19 footwear                    | 1.14           | 2.55   | 1.72    | 2.78    | 3.91    | 4.01    | 4.39    | 7.43    | 9.94    | 13.82   | 22.78   | 40.28    | 8.16                        | 314                        | 678        |
| 20 misc. goods & services      | 24.47          | 33.79  | 39.75   | 44.11   | 55.73   | 61.24   | 69.69   | 82.41   | 104.43  | 130.34  | 213.45  | 317.75   | 88.37                       | 998                        | 2041       |
| 21 durable goods               | 1.23           | 2.02   | 1.80    | 3.29    | 3.50    | 3.99    | 4.05    | 8.52    | 9.42    | 18.81   | 31.95   | 270.21   | 20.83                       | 527                        | 1146       |
| 22 non-food ; total (16-21)    | 49.90          | 66.90  | 77.50   | 88.07   | 100.10  | 111.18  | 129.67  | 156.84  | 195.83  | 260.80  | 400.82  | 876.91   | 182.22                      | 1000                       | 2046       |
| 23 total expenditure(15 + 22)  | 167.70         | 211.87 | 245.04  | 278.47  | 307.83  | 342.91  | 381.10  | 424.61  | 487.09  | 603.26  | 765.84  | 1360.83  | 433.00                      | 1000                       | 2046       |
| <b>Rajasthan</b>               |                |        |         |         |         |         |         |         |         |         |         |          | no. of sample villages: 312 |                            |            |
| 1 cereals                      | 37.61          | 44.87  | 50.43   | 52.40   | 56.08   | 60.62   | 61.42   | 63.17   | 64.73   | 65.14   | 63.84   | 67.44    | 58.09                       | 994                        | 3082       |
| 2 gram                         | 0.06           | 0.18   | 0.19    | 0.13    | 0.28    | 0.19    | 0.13    | 0.23    | 0.62    | 0.51    | 0.28    | 0.62     | 0.29                        | 46                         | 152        |
| 3 cereal substitute            | -              | -      | -       | -       | -       | -       | 0.00    | -       | -       | -       | -       | 0.07     | 0.00                        | 0                          | 2          |
| 4 pulses & products            | 4.49           | 5.69   | 6.42    | 7.14    | 7.26    | 7.94    | 8.55    | 9.71    | 10.44   | 11.09   | 12.37   | 14.12    | 8.69                        | 969                        | 3013       |
| 5 milk & milk products         | 11.08          | 18.38  | 27.54   | 39.91   | 47.35   | 57.41   | 67.31   | 86.04   | 92.39   | 116.59  | 139.93  | 171.89   | 70.55                       | 966                        | 3000       |
| 6 edible oil                   | 6.13           | 7.75   | 8.44    | 9.67    | 9.92    | 10.12   | 11.45   | 12.31   | 12.51   | 14.26   | 16.34   | 19.36    | 11.35                       | 969                        | 3004       |
| 7 meat, egg & fish             | 0.56           | 1.27   | 1.62    | 1.82    | 1.83    | 1.76    | 2.43    | 2.65    | 2.52    | 3.67    | 5.01    | 4.62     | 2.40                        | 150                        | 459        |
| 8 vegetables                   | 6.20           | 8.19   | 9.24    | 10.99   | 12.13   | 13.45   | 14.89   | 14.85   | 17.26   | 18.54   | 20.46   | 21.91    | 13.98                       | 993                        | 3079       |
| 9 fruits (fresh)               | 0.22           | 0.55   | 0.59    | 0.94    | 1.34    | 1.45    | 2.07    | 2.12    | 3.00    | 4.21    | 4.71    | 6.25     | 2.16                        | 411                        | 1398       |
| 10 fruits (dry)                | 0.48           | 0.43   | 0.14    | 0.20    | 0.33    | 0.17    | 0.24    | 0.59    | 0.84    | 1.83    | 2.73    | 3.65     | 0.80                        | 109                        | 320        |
| 11 sugar                       | 6.11           | 6.86   | 9.11    | 10.36   | 11.83   | 12.89   | 13.91   | 16.23   | 16.15   | 18.33   | 20.54   | 25.51    | 13.83                       | 990                        | 3071       |
| 12 salt                        | 0.32           | 0.36   | 0.41    | 0.40    | 0.45    | 0.47    | 0.48    | 0.51    | 0.56    | 0.58    | 0.60    | 0.65     | 0.48                        | 989                        | 3066       |
| 13 spices                      | 5.43           | 6.25   | 6.28    | 6.54    | 6.74    | 7.08    | 7.21    | 7.92    | 8.12    | 8.62    | 10.18   | 10.46    | 7.47                        | 993                        | 3077       |
| 14 beverages, refreshments etc | 3.84           | 6.86   | 6.23    | 6.91    | 7.79    | 9.71    | 9.77    | 10.50   | 14.27   | 16.29   | 16.07   | 25.06    | 10.74                       | 968                        | 3000       |
| 15 food ; total (1-14)         | 82.53          | 107.63 | 126.64  | 147.40  | 163.35  | 183.26  | 199.88  | 226.85  | 243.41  | 279.66  | 313.07  | 371.60   | 200.83                      | 1000                       | 3097       |
| 16 pan tobacco & intoxicants   | 6.44           | 7.67   | 9.31    | 8.63    | 10.37   | 12.10   | 11.61   | 11.02   | 13.42   | 15.49   | 17.94   | 29.60    | 12.28                       | 754                        | 2313       |
| 17 fuel & light                | 17.48          | 17.82  | 21.43   | 23.92   | 25.45   | 26.03   | 26.86   | 28.25   | 29.80   | 31.95   | 33.40   | 38.47    | 26.73                       | 998                        | 3094       |
| 18 clothing                    | 0.52           | 1.77   | 1.69    | 2.39    | 3.50    | 6.07    | 8.92    | 13.48   | 20.34   | 30.86   | 37.44   | 99.26    | 15.64                       | 223                        | 698        |
| 19 footwear                    | 1.11           | 1.33   | 1.53    | 1.33    | 2.48    | 2.76    | 5.81    | 4.55    | 7.85    | 10.24   | 12.26   | 19.72    | 5.38                        | 312                        | 971        |
| 20 misc. goods & services      | 15.47          | 20.86  | 22.77   | 27.45   | 30.34   | 33.69   | 39.99   | 44.12   | 58.39   | 68.48   | 104.50  | 288.88   | 54.06                       | 998                        | 3093       |
| 21 durable goods               | 0.48           | 0.58   | 0.74    | 1.04    | 1.86    | 1.43    | 2.47    | 2.99    | 4.14    | 7.84    | 14.84   | 88.17    | 7.47                        | 190                        | 622        |
| 22 non-food ; total (16-21)    | 41.50          | 49.02  | 57.47   | 64.76   | 74.00   | 82.08   | 95.66   | 104.41  | 133.93  | 164.87  | 220.39  | 564.10   | 121.56                      | 1000                       | 3097       |
| 23 total expenditure(15 + 22)  | 124.03         | 156.66 | 184.11  | 212.16  | 237.35  | 265.34  | 295.54  | 331.25  | 377.34  | 444.53  | 533.45  | 935.71   | 322.39                      | 1000                       | 3097       |

Table 8: Value (Rs) of consumption of broad groups of food &amp; non-food items per person for a period of 30 days for each fractile group

| Item                           | fractile group |        |         |         |         |         |         |         |         |         |         |          |                             | Rural                      |            |
|--------------------------------|----------------|--------|---------|---------|---------|---------|---------|---------|---------|---------|---------|----------|-----------------------------|----------------------------|------------|
|                                | 0 - 5          | 5 - 10 | 10 - 20 | 20 - 30 | 30 - 40 | 40 - 50 | 50 - 60 | 60 - 70 | 70 - 80 | 80 - 90 | 90 - 95 | 95 - 100 | all                         | hhs. reporting consumption |            |
|                                | (2)            | (3)    | (4)     | (5)     | (6)     | (7)     | (8)     | (9)     | (10)    | (11)    | (12)    | (13)     | (14)                        | estd. no. per 1000         | sample no. |
| (1)                            | (2)            | (3)    | (4)     | (5)     | (6)     | (7)     | (8)     | (9)     | (10)    | (11)    | (12)    | (13)     | (14)                        | (15)                       | (16)       |
| <b>Tamil Nadu</b>              |                |        |         |         |         |         |         |         |         |         |         |          | no. of sample villages: 391 |                            |            |
| 1 cereals                      | 36.89          | 52.09  | 57.59   | 63.83   | 64.45   | 73.29   | 72.92   | 81.36   | 81.58   | 88.29   | 94.86   | 100.53   | 72.56                       | 977                        | 3835       |
| 2 gram                         | 0.10           | 0.16   | 0.22    | 0.33    | 0.45    | 0.55    | 0.84    | 0.83    | 0.86    | 1.31    | 1.17    | 2.04     | 0.71                        | 300                        | 1240       |
| 3 cereal substitute            | 0.01           | -      | 0.04    | 0.06    | 0.06    | 0.06    | 0.07    | 0.05    | 0.07    | 0.07    | 0.01    | 0.02     | 0.05                        | 38                         | 182        |
| 4 pulses & products            | 3.92           | 5.71   | 6.95    | 7.97    | 9.17    | 10.34   | 11.56   | 12.64   | 13.02   | 17.26   | 20.66   | 25.07    | 11.66                       | 975                        | 3825       |
| 5 milk & milk products         | 0.95           | 2.36   | 3.32    | 4.93    | 7.60    | 7.67    | 10.06   | 13.47   | 16.53   | 24.87   | 30.59   | 53.71    | 13.23                       | 538                        | 2289       |
| 6 edible oil                   | 4.79           | 6.26   | 7.44    | 8.09    | 9.48    | 10.08   | 11.13   | 12.13   | 13.11   | 16.05   | 18.44   | 25.03    | 11.48                       | 976                        | 3830       |
| 7 meat, egg & fish             | 2.72           | 3.72   | 5.76    | 7.41    | 9.92    | 11.10   | 12.03   | 13.43   | 16.80   | 20.71   | 24.94   | 27.04    | 12.64                       | 750                        | 2972       |
| 8 vegetables                   | 7.22           | 9.85   | 10.83   | 12.74   | 13.71   | 15.22   | 16.75   | 17.79   | 19.29   | 23.40   | 25.78   | 33.44    | 16.79                       | 978                        | 3838       |
| 9 fruits (fresh)               | 1.28           | 1.82   | 2.62    | 2.85    | 4.27    | 4.25    | 5.00    | 6.02    | 6.66    | 9.91    | 12.42   | 17.83    | 5.83                        | 884                        | 3499       |
| 10 fruits (dry)                | 0.05           | 0.07   | 0.05    | 0.09    | 0.07    | 0.11    | 0.13    | 0.15    | 0.19    | 0.30    | 0.40    | 1.55     | 0.21                        | 72                         | 356        |
| 11 sugar                       | 1.06           | 1.44   | 2.25    | 2.88    | 3.62    | 3.89    | 4.67    | 5.72    | 5.80    | 8.30    | 9.42    | 13.06    | 4.96                        | 738                        | 2995       |
| 12 salt                        | 0.37           | 0.39   | 0.41    | 0.44    | 0.43    | 0.49    | 0.50    | 0.53    | 0.57    | 0.60    | 0.66    | 0.90     | 0.51                        | 978                        | 3836       |
| 13 spices                      | 6.12           | 7.83   | 8.75    | 9.31    | 9.64    | 11.02   | 11.30   | 11.98   | 12.90   | 14.25   | 15.98   | 17.82    | 11.30                       | 975                        | 3824       |
| 14 beverages, refreshments etc | 4.68           | 6.56   | 8.91    | 12.08   | 14.05   | 16.13   | 19.29   | 20.93   | 25.86   | 36.85   | 49.77   | 81.43    | 22.54                       | 953                        | 3742       |
| 15 food ; total (1-14)         | 70.16          | 98.25  | 115.15  | 133.02  | 146.91  | 164.20  | 176.24  | 197.02  | 213.23  | 262.18  | 305.11  | 399.48   | 184.49                      | 998                        | 3896       |
| 16 pan tobacco & intoxicants   | 4.11           | 4.16   | 4.90    | 4.96    | 6.24    | 7.41    | 8.35    | 8.71    | 9.95    | 12.49   | 14.07   | 14.75    | 8.16                        | 558                        | 2163       |
| 17 fuel & light                | 8.68           | 10.86  | 11.79   | 12.47   | 13.77   | 14.81   | 16.80   | 18.15   | 20.11   | 24.11   | 29.90   | 38.27    | 17.59                       | 990                        | 3865       |
| 18 clothing                    | 0.55           | 0.95   | 1.84    | 1.67    | 2.38    | 3.26    | 6.29    | 5.84    | 15.18   | 19.00   | 39.17   | 100.90   | 12.63                       | 145                        | 599        |
| 19 footwear                    | 0.05           | 0.04   | 0.12    | 0.30    | 0.16    | 0.31    | 0.37    | 0.46    | 0.71    | 1.57    | 1.91    | 5.69     | 0.79                        | 65                         | 307        |
| 20 misc. goods & services      | 12.92          | 14.26  | 20.14   | 25.57   | 30.98   | 33.70   | 40.61   | 50.09   | 64.74   | 84.69   | 128.76  | 284.03   | 57.08                       | 991                        | 3869       |
| 21 durable goods               | 0.40           | 0.34   | 0.61    | 1.18    | 1.54    | 1.74    | 1.86    | 2.95    | 3.45    | 5.10    | 13.34   | 206.40   | 12.88                       | 170                        | 747        |
| 22 non-food ; total (16-21)    | 26.71          | 30.60  | 39.40   | 46.14   | 55.07   | 61.23   | 74.28   | 86.21   | 114.14  | 146.95  | 227.15  | 650.04   | 109.12                      | 996                        | 3889       |
| 23 total expenditure(15 + 22)  | 96.87          | 128.85 | 154.55  | 179.16  | 201.98  | 225.42  | 250.52  | 283.23  | 327.37  | 409.12  | 532.26  | 1049.52  | 293.62                      | 1000                       | 3901       |
| <b>Uttar Pradesh</b>           |                |        |         |         |         |         |         |         |         |         |         |          | no. of sample villages: 902 |                            |            |
| 1 cereals                      | 41.93          | 49.47  | 52.81   | 54.80   | 56.58   | 59.56   | 59.42   | 61.33   | 64.04   | 66.62   | 67.65   | 75.74    | 59.26                       | 994                        | 8967       |
| 2 gram                         | 0.19           | 0.20   | 0.24    | 0.36    | 0.45    | 0.61    | 0.66    | 0.81    | 1.07    | 1.23    | 1.59    | 2.24     | 0.75                        | 152                        | 1728       |
| 3 cereal substitute            | 0.06           | 0.04   | 0.02    | 0.00    | 0.01    | 0.00    | 0.01    | 0.00    | 0.01    | 0.01    | 0.01    | 0.04     | 0.01                        | 5                          | 60         |
| 4 pulses & products            | 6.68           | 8.22   | 8.93    | 10.39   | 11.45   | 12.89   | 13.58   | 13.95   | 16.19   | 16.65   | 18.13   | 23.06    | 13.21                       | 974                        | 8818       |
| 5 milk & milk products         | 3.05           | 5.77   | 9.61    | 15.42   | 19.65   | 25.25   | 32.39   | 39.56   | 48.04   | 59.74   | 76.73   | 98.43    | 34.17                       | 730                        | 6863       |
| 6 edible oil                   | 5.54           | 6.58   | 7.53    | 8.35    | 9.53    | 10.47   | 11.26   | 12.15   | 14.06   | 15.38   | 16.78   | 24.01    | 11.52                       | 991                        | 8941       |
| 7 meat, egg & fish             | 0.89           | 1.45   | 2.03    | 3.08    | 3.87    | 3.76    | 4.89    | 4.75    | 5.67    | 7.05    | 8.04    | 11.77    | 4.62                        | 337                        | 3095       |
| 8 vegetables                   | 8.11           | 9.91   | 11.11   | 12.49   | 14.43   | 15.49   | 16.57   | 17.82   | 19.61   | 21.28   | 23.90   | 28.65    | 16.41                       | 993                        | 8961       |
| 9 fruits (fresh)               | 0.36           | 0.60   | 0.94    | 1.28    | 1.52    | 1.99    | 2.58    | 2.98    | 3.82    | 5.01    | 7.50    | 10.39    | 2.95                        | 633                        | 6080       |
| 10 fruits (dry)                | 0.07           | 0.07   | 0.24    | 0.28    | 0.32    | 0.57    | 0.64    | 0.74    | 1.10    | 1.69    | 2.66    | 4.64     | 0.93                        | 200                        | 2024       |
| 11 sugar                       | 2.52           | 3.58   | 4.62    | 5.59    | 6.85    | 7.65    | 9.32    | 10.10   | 11.67   | 13.90   | 16.33   | 23.35    | 9.26                        | 959                        | 8704       |
| 12 salt                        | 0.31           | 0.35   | 0.35    | 0.36    | 0.39    | 0.40    | 0.41    | 0.42    | 0.45    | 0.46    | 0.50    | 0.59     | 0.41                        | 993                        | 8963       |
| 13 spices                      | 3.41           | 4.09   | 4.57    | 5.06    | 5.75    | 5.97    | 6.50    | 6.76    | 7.44    | 8.49    | 9.28    | 11.74    | 6.48                        | 992                        | 8954       |
| 14 beverages, refreshments etc | 1.43           | 2.30   | 3.05    | 4.05    | 5.16    | 6.21    | 7.38    | 8.00    | 10.56   | 12.97   | 18.20   | 29.08    | 8.29                        | 822                        | 7672       |
| 15 food ; total (1-14)         | 74.52          | 92.62  | 106.05  | 121.54  | 135.95  | 150.82  | 165.60  | 179.38  | 203.73  | 230.47  | 267.30  | 343.73   | 168.28                      | 1000                       | 9010       |
| 16 pan tobacco & intoxicants   | 2.95           | 4.01   | 4.45    | 5.72    | 5.83    | 6.27    | 7.37    | 8.03    | 9.38    | 10.77   | 11.84   | 18.46    | 7.65                        | 798                        | 7216       |
| 17 fuel & light                | 11.40          | 13.41  | 14.36   | 15.46   | 17.00   | 17.73   | 19.11   | 19.70   | 21.49   | 24.09   | 26.16   | 31.69    | 19.03                       | 997                        | 8985       |
| 18 clothing                    | 0.68           | 1.56   | 2.39    | 3.30    | 4.97    | 8.24    | 10.29   | 16.35   | 20.47   | 35.48   | 58.57   | 94.23    | 17.91                       | 315                        | 3056       |
| 19 footwear                    | 0.43           | 0.34   | 0.54    | 1.06    | 1.32    | 1.36    | 1.87    | 2.73    | 4.04    | 5.71    | 9.24    | 16.87    | 3.21                        | 244                        | 2381       |
| 20 misc. goods & services      | 11.82          | 15.53  | 19.79   | 23.75   | 28.05   | 33.14   | 38.92   | 46.20   | 55.04   | 75.35   | 109.35  | 219.92   | 49.87                       | 997                        | 8991       |
| 21 durable goods               | 0.56           | 0.91   | 1.28    | 1.58    | 2.01    | 2.35    | 3.44    | 4.78    | 6.18    | 9.91    | 12.85   | 80.20    | 7.89                        | 382                        | 3622       |
| 22 non-food ; total (16-21)    | 27.85          | 35.75  | 42.81   | 50.88   | 59.18   | 69.09   | 80.99   | 97.79   | 116.58  | 161.31  | 228.01  | 461.37   | 105.55                      | 999                        | 9007       |
| 23 total expenditure(15 + 22)  | 102.37         | 128.37 | 148.86  | 172.42  | 195.13  | 219.91  | 246.59  | 277.17  | 320.31  | 391.78  | 495.30  | 805.10   | 273.83                      | 1000                       | 9010       |



Table 8: Value (Rs) of consumption of broad groups of food &amp; non-food items per person for a period of 30 days for each fractile group

| item                           | fractile group |        |         |         |         |         |         |         |         |         |         |          |                             | Rural                      |            |
|--------------------------------|----------------|--------|---------|---------|---------|---------|---------|---------|---------|---------|---------|----------|-----------------------------|----------------------------|------------|
|                                | 0 - 5          | 5 - 10 | 10 - 20 | 20 - 30 | 30 - 40 | 40 - 50 | 50 - 60 | 60 - 70 | 70 - 80 | 80 - 90 | 90 - 95 | 95 - 100 | all                         | hhs. reporting consumption |            |
|                                | (2)            | (3)    | (4)     | (5)     | (6)     | (7)     | (8)     | (9)     | (10)    | (11)    | (12)    | (13)     | (14)                        | estd. no. per 1000         | sample no. |
| (1)                            | (2)            | (3)    | (4)     | (5)     | (6)     | (7)     | (8)     | (9)     | (10)    | (11)    | (12)    | (13)     | (14)                        | (15)                       | (16)       |
| <b>West Bengal</b>             |                |        |         |         |         |         |         |         |         |         |         |          | no. of sample villages: 448 |                            |            |
| 1 cereals                      | 62.68          | 73.05  | 78.11   | 85.48   | 90.57   | 92.56   | 98.29   | 99.19   | 102.77  | 107.46  | 118.24  | 125.83   | 94.44                       | 996                        | 4465       |
| 2 gram                         | 0.07           | 0.02   | 0.05    | 0.05    | 0.14    | 0.11    | 0.08    | 0.15    | 0.11    | 0.40    | 0.29    | 0.93     | 0.17                        | 60                         | 335        |
| 3 cereal substitute            | 0.08           | 0.07   | 0.08    | 0.09    | 0.07    | 0.11    | 0.07    | 0.07    | 0.08    | 0.07    | 0.04    | 0.09     | 0.08                        | 43                         | 210        |
| 4 pulses & products            | 2.15           | 3.00   | 3.63    | 4.04    | 4.43    | 5.07    | 5.41    | 6.00    | 6.72    | 7.96    | 9.41    | 12.40    | 5.68                        | 966                        | 4356       |
| 5 milk & milk products         | 0.50           | 1.32   | 2.22    | 3.77    | 6.31    | 6.98    | 9.13    | 12.40   | 14.63   | 17.69   | 24.78   | 38.76    | 10.59                       | 550                        | 2718       |
| 6 edible oil                   | 5.25           | 6.67   | 7.94    | 8.67    | 9.43    | 9.98    | 11.00   | 11.40   | 13.05   | 15.07   | 16.65   | 23.16    | 11.25                       | 991                        | 4450       |
| 7 meat, egg & fish             | 4.41           | 7.25   | 9.00    | 9.94    | 12.40   | 14.79   | 17.32   | 19.38   | 22.35   | 28.73   | 36.91   | 52.63    | 18.46                       | 953                        | 4298       |
| 8 vegetables                   | 11.06          | 13.19  | 14.64   | 16.52   | 17.04   | 19.24   | 21.60   | 22.98   | 24.69   | 28.21   | 31.78   | 40.97    | 21.35                       | 993                        | 4457       |
| 9 fruits (fresh)               | 0.33           | 0.64   | 0.71    | 1.19    | 1.44    | 2.11    | 2.01    | 2.71    | 4.13    | 5.21    | 7.37    | 14.82    | 3.11                        | 593                        | 2874       |
| 10 fruits (dry)                | 0.00           | 0.03   | 0.03    | 0.02    | 0.06    | 0.06    | 0.05    | 0.10    | 0.12    | 0.13    | 0.21    | 1.15     | 0.13                        | 52                         | 295        |
| 11 sugar                       | 1.37           | 1.92   | 2.50    | 3.00    | 3.23    | 3.87    | 4.19    | 4.50    | 5.48    | 6.43    | 7.93    | 11.90    | 4.48                        | 939                        | 4258       |
| 12 salt                        | 0.50           | 0.56   | 0.57    | 0.60    | 0.65    | 0.66    | 0.68    | 0.69    | 0.74    | 0.79    | 0.81    | 0.96     | 0.68                        | 992                        | 4453       |
| 13 spices                      | 2.69           | 3.17   | 3.84    | 4.23    | 4.43    | 5.03    | 5.48    | 5.73    | 6.53    | 7.32    | 7.89    | 10.88    | 5.49                        | 992                        | 4453       |
| 14 beverages, refreshments etc | 2.99           | 4.12   | 5.26    | 5.65    | 6.11    | 8.80    | 8.03    | 10.16   | 12.16   | 15.26   | 18.98   | 38.86    | 10.40                       | 924                        | 4194       |
| 15 food ; total (1-14)         | 94.09          | 115.01 | 128.59  | 143.24  | 156.30  | 169.37  | 183.34  | 195.46  | 213.56  | 240.75  | 281.28  | 373.35   | 186.30                      | 1000                       | 4480       |
| 16 pan tobacco & intoxicants   | 2.96           | 5.05   | 5.39    | 5.70    | 6.22    | 6.93    | 7.29    | 8.13    | 8.60    | 9.96    | 8.74    | 14.65    | 7.39                        | 865                        | 3879       |
| 17 fuel & light                | 10.85          | 12.58  | 14.54   | 15.50   | 16.10   | 17.58   | 18.70   | 20.63   | 22.87   | 25.57   | 29.45   | 37.15    | 19.65                       | 999                        | 4478       |
| 18 clothing                    | 0.90           | 1.55   | 2.92    | 4.04    | 4.72    | 5.25    | 7.34    | 10.97   | 13.27   | 23.61   | 34.33   | 73.43    | 12.74                       | 341                        | 1679       |
| 19 footwear                    | 0.02           | 0.06   | 0.28    | 0.37    | 0.49    | 0.65    | 0.76    | 0.99    | 1.73    | 2.93    | 3.59    | 11.08    | 1.56                        | 125                        | 660        |
| 20 misc. goods & services      | 9.48           | 12.77  | 15.70   | 19.63   | 22.67   | 27.19   | 31.32   | 37.35   | 47.72   | 62.07   | 94.75   | 280.99   | 46.32                       | 999                        | 4478       |
| 21 durable goods               | 0.21           | 0.41   | 1.18    | 1.29    | 2.03    | 2.26    | 2.91    | 3.07    | 3.73    | 5.91    | 7.62    | 43.09    | 4.81                        | 245                        | 1228       |
| 22 non-food ; total (16-21)    | 24.42          | 32.42  | 40.00   | 46.53   | 52.22   | 59.86   | 68.31   | 81.15   | 97.92   | 130.04  | 178.49  | 460.39   | 92.48                       | 1000                       | 4480       |
| 23 total expenditure(15 + 22)  | 118.51         | 147.43 | 168.59  | 189.77  | 208.52  | 229.23  | 251.66  | 276.61  | 311.48  | 370.79  | 459.76  | 833.74   | 278.78                      | 1000                       | 4480       |

Table 8: Value (Rs) of consumption of broad groups of food &amp; non-food items per person for a period of 30 days for each fractile group

| Item                            | fractile group |        |         |         |         |         |         |         |         |         |         |          |                           | Urban                      |                    |
|---------------------------------|----------------|--------|---------|---------|---------|---------|---------|---------|---------|---------|---------|----------|---------------------------|----------------------------|--------------------|
|                                 | 0 - 5          | 5 - 10 | 10 - 20 | 20 - 30 | 30 - 40 | 40 - 50 | 50 - 60 | 60 - 70 | 70 - 80 | 80 - 90 | 90 - 95 | 95 - 100 | all                       | hhs. reporting consumption |                    |
|                                 | (1)            | (2)    | (3)     | (4)     | (5)     | (6)     | (7)     | (8)     | (9)     | (10)    | (11)    | (12)     | (13)                      | (14)                       | estd. no. per 1000 |
| <b>Andhra Pradesh</b>           |                |        |         |         |         |         |         |         |         |         |         |          | no. of sample blocks: 365 |                            |                    |
| 1 cereals                       | 46.46          | 52.11  | 59.49   | 61.19   | 66.98   | 69.48   | 76.13   | 80.60   | 84.15   | 89.50   | 90.26   | 99.16    | 73.16                     | 965                        | 3535               |
| 2 gram                          | 0.01           | 0.02   | 0.02    | 0.03    | 0.03    | 0.05    | 0.09    | 0.06    | 0.09    | 0.15    | 0.12    | 0.18     | 0.07                      | 35                         | 133                |
| 3 cereal substitute             | 0.03           | 0.00   | -       | 0.01    | 0.03    | 0.00    | 0.02    | 0.02    | 0.11    | 0.03    | 0.08    | 0.11     | 0.03                      | 18                         | 77                 |
| 4 pulses & products             | 5.33           | 8.20   | 9.10    | 9.55    | 11.74   | 12.78   | 13.43   | 15.53   | 17.21   | 19.71   | 21.12   | 25.43    | 13.91                     | 962                        | 3524               |
| 5 milk & milk products          | 4.95           | 8.46   | 11.62   | 13.93   | 17.11   | 22.37   | 24.87   | 31.64   | 37.71   | 47.84   | 59.37   | 77.37    | 28.22                     | 873                        | 3221               |
| 6 edible oil                    | 8.13           | 10.73  | 11.91   | 12.86   | 14.64   | 16.53   | 18.36   | 19.66   | 22.27   | 25.31   | 28.58   | 35.84    | 18.32                     | 963                        | 3522               |
| 7 meat, egg & fish              | 4.28           | 5.84   | 8.81    | 9.82    | 13.47   | 14.72   | 16.88   | 17.46   | 20.61   | 19.13   | 27.49   | 42.08    | 16.08                     | 761                        | 2752               |
| 8 vegetables                    | 8.87           | 10.89  | 12.65   | 13.88   | 15.16   | 16.03   | 18.16   | 19.38   | 21.97   | 24.66   | 26.49   | 33.23    | 18.16                     | 966                        | 3538               |
| 9 fruits (fresh)                | 0.94           | 1.49   | 2.28    | 3.06    | 3.80    | 4.67    | 5.31    | 6.69    | 8.97    | 11.60   | 15.30   | 21.79    | 6.61                      | 843                        | 3130               |
| 10 fruits (dry)                 | 0.26           | 0.60   | 0.62    | 0.70    | 0.93    | 1.06    | 1.35    | 2.08    | 2.02    | 3.08    | 4.23    | 5.87     | 1.73                      | 431                        | 1744               |
| 11 sugar                        | 2.19           | 3.54   | 4.12    | 4.45    | 5.77    | 6.16    | 7.13    | 8.35    | 8.68    | 10.38   | 10.92   | 13.39    | 7.01                      | 868                        | 3216               |
| 12 salt                         | 0.41           | 0.41   | 0.43    | 0.47    | 0.51    | 0.54    | 0.60    | 0.64    | 0.67    | 0.72    | 0.82    | 1.01     | 0.59                      | 966                        | 3531               |
| 13 spices                       | 6.03           | 7.04   | 7.51    | 8.63    | 8.86    | 9.59    | 10.20   | 10.98   | 11.69   | 12.61   | 13.53   | 16.34    | 10.16                     | 966                        | 3535               |
| 14 beverages, refreshments etc. | 8.01           | 11.76  | 12.40   | 15.46   | 17.81   | 17.60   | 21.27   | 23.36   | 31.72   | 38.16   | 62.27   | 80.11    | 25.89                     | 981                        | 3584               |
| 15 food ; total (1-14)          | 95.91          | 121.08 | 140.95  | 154.02  | 176.84  | 191.58  | 213.79  | 236.43  | 267.87  | 302.86  | 360.59  | 451.91   | 219.95                    | 999                        | 3643               |
| 16 pan tobacco & intoxicants    | 5.07           | 6.27   | 6.56    | 7.86    | 8.62    | 9.16    | 12.77   | 14.11   | 12.41   | 15.87   | 21.08   | 35.39    | 12.13                     | 521                        | 1861               |
| 17 fuel & light                 | 11.96          | 14.42  | 16.84   | 18.65   | 19.59   | 22.27   | 24.52   | 27.78   | 30.28   | 34.11   | 38.28   | 47.99    | 25.04                     | 986                        | 3589               |
| 18 clothing                     | 0.21           | 0.56   | 1.53    | 5.52    | 4.49    | 7.32    | 11.32   | 13.55   | 24.12   | 44.98   | 84.07   | 136.23   | 22.35                     | 185                        | 690                |
| 19 footwear                     | 0.27           | 0.08   | 0.52    | 0.78    | 0.65    | 1.33    | 1.79    | 2.26    | 2.07    | 4.73    | 6.88    | 17.45    | 2.65                      | 151                        | 520                |
| 20 misc. goods & services       | 18.64          | 27.17  | 35.21   | 47.92   | 53.67   | 69.33   | 81.51   | 103.71  | 140.65  | 205.16  | 269.39  | 543.31   | 116.71                    | 996                        | 3633               |
| 21 durable goods                | 0.25           | 0.49   | 0.60    | 1.11    | 1.63    | 1.06    | 2.63    | 8.74    | 6.05    | 8.15    | 36.40   | 98.26    | 9.78                      | 210                        | 744                |
| 22 non-food ; total (16-21)     | 36.41          | 48.98  | 61.25   | 81.83   | 88.66   | 110.48  | 134.55  | 170.15  | 215.58  | 313.00  | 456.10  | 878.62   | 188.65                    | 998                        | 3640               |
| 23 total expenditure(15 + 22)   | 132.32         | 170.07 | 202.21  | 235.85  | 265.50  | 302.06  | 348.33  | 406.58  | 483.45  | 615.85  | 816.70  | 1330.53  | 408.60                    | 1000                       | 3644               |
| <b>Assam</b>                    |                |        |         |         |         |         |         |         |         |         |         |          | no. of sample blocks: 88  |                            |                    |
| 1 cereals                       | 72.94          | 78.35  | 84.54   | 88.99   | 89.63   | 100.38  | 99.92   | 93.39   | 92.06   | 97.76   | 92.32   | 108.25   | 92.28                     | 936                        | 839                |
| 2 gram                          | 0.03           | 0.11   | 0.12    | 0.44    | 0.19    | 0.48    | 0.58    | 0.86    | 0.64    | 1.99    | 2.59    | 2.24     | 0.78                      | 235                        | 185                |
| 3 cereal substitute             | -              | -      | 0.01    | -       | 0.01    | 0.03    | 0.02    | 0.07    | 0.03    | 0.01    | 0.02    | 0.14     | 0.02                      | 15                         | 15                 |
| 4 pulses & products             | 5.36           | 7.03   | 7.12    | 8.29    | 7.99    | 10.13   | 9.92    | 10.95   | 12.09   | 15.73   | 17.72   | 18.37    | 10.65                     | 932                        | 834                |
| 5 milk & milk products          | 4.51           | 5.38   | 6.20    | 10.49   | 13.69   | 18.51   | 21.61   | 26.56   | 35.40   | 42.60   | 65.34   | 90.68    | 25.88                     | 792                        | 695                |
| 6 edible oil                    | 7.12           | 8.65   | 9.68    | 11.76   | 12.95   | 14.73   | 15.51   | 18.23   | 22.21   | 25.02   | 27.78   | 37.82    | 17.10                     | 930                        | 833                |
| 7 meat, egg & fish              | 8.94           | 15.39  | 16.47   | 24.25   | 24.47   | 30.60   | 36.24   | 41.89   | 42.94   | 58.88   | 72.46   | 106.49   | 37.81                     | 892                        | 795                |
| 8 vegetables                    | 15.51          | 23.39  | 22.12   | 24.14   | 24.31   | 27.30   | 24.81   | 30.25   | 33.38   | 37.55   | 44.30   | 57.73    | 29.46                     | 932                        | 834                |
| 9 fruits (fresh)                | 1.60           | 1.37   | 1.98    | 3.02    | 3.41    | 6.44    | 7.66    | 9.32    | 13.76   | 21.04   | 30.06   | 25.66    | 9.62                      | 847                        | 732                |
| 10 fruits (dry)                 | 0.04           | 0.06   | 0.05    | 0.12    | 0.17    | 0.13    | 0.09    | 0.23    | 0.59    | 0.44    | 1.24    | 5.11     | 0.51                      | 97                         | 101                |
| 11 sugar                        | 4.11           | 4.95   | 5.34    | 5.58    | 7.48    | 7.81    | 7.46    | 9.93    | 9.61    | 12.25   | 12.84   | 12.51    | 8.27                      | 913                        | 811                |
| 12 salt                         | 0.62           | 0.55   | 0.65    | 0.65    | 0.75    | 0.85    | 0.85    | 0.95    | 1.04    | 1.11    | 1.07    | 1.10     | 0.85                      | 928                        | 831                |
| 13 spices                       | 3.59           | 3.35   | 3.98    | 4.05    | 4.79    | 5.13    | 5.47    | 5.69    | 6.05    | 7.13    | 7.80    | 9.91     | 5.47                      | 932                        | 834                |
| 14 beverages, refreshments etc. | 6.83           | 9.70   | 11.97   | 15.64   | 17.70   | 23.22   | 23.90   | 32.12   | 51.53   | 68.75   | 87.87   | 103.81   | 34.97                     | 997                        | 877                |
| 15 food ; total (1-14)          | 131.21         | 158.26 | 170.22  | 197.42  | 207.55  | 245.74  | 254.06  | 280.44  | 321.33  | 390.24  | 463.41  | 579.82   | 273.67                    | 1000                       | 880                |
| 16 pan tobacco & intoxicants    | 4.93           | 7.21   | 11.27   | 11.49   | 12.95   | 15.50   | 16.02   | 14.93   | 19.35   | 20.83   | 28.20   | 90.10    | 18.82                     | 932                        | 819                |
| 17 fuel & light                 | 15.12          | 15.12  | 19.85   | 20.01   | 25.02   | 25.04   | 28.29   | 29.92   | 31.69   | 31.74   | 36.99   | 44.50    | 26.77                     | 988                        | 863                |
| 18 clothing                     | 2.91           | 0.89   | 5.62    | 4.77    | 4.20    | 9.38    | 22.33   | 24.73   | 32.09   | 42.26   | 54.94   | 68.41    | 20.96                     | 378                        | 304                |
| 19 footwear                     | 0.40           | 0.40   | 0.22    | 1.08    | 2.31    | 2.61    | 5.12    | 4.92    | 5.74    | 9.60    | 2.78    | 24.25    | 4.56                      | 197                        | 167                |
| 20 misc. goods & services       | 19.65          | 28.32  | 36.01   | 41.48   | 48.05   | 53.59   | 68.20   | 99.12   | 135.75  | 207.77  | 270.90  | 361.92   | 103.29                    | 999                        | 879                |
| 21 durable goods                | 1.42           | 1.40   | 2.08    | 2.19    | 9.09    | 4.90    | 7.47    | 7.20    | 9.60    | 7.71    | 13.96   | 91.36    | 10.50                     | 300                        | 243                |
| 22 non-food ; total (16-21)     | 44.43          | 53.33  | 75.05   | 81.02   | 101.62  | 111.03  | 147.43  | 180.83  | 234.22  | 319.90  | 407.76  | 680.53   | 184.90                    | 999                        | 879                |
| 23 total expenditure(15 + 22)   | 175.64         | 211.60 | 245.27  | 278.45  | 309.17  | 356.77  | 401.49  | 461.26  | 555.55  | 710.14  | 871.18  | 1260.35  | 458.57                    | 1000                       | 880                |

Table 8: Value (Rs) of consumption of broad groups of food &amp; non-food items per person for a period of 30 days for each fractile group

| Item                            | fractile group |        |         |         |         |         |         |         |         |         |         |          |        | Urban                      |                    |
|---------------------------------|----------------|--------|---------|---------|---------|---------|---------|---------|---------|---------|---------|----------|--------|----------------------------|--------------------|
|                                 | 0 - 5          | 5 - 10 | 10 - 20 | 20 - 30 | 30 - 40 | 40 - 50 | 50 - 60 | 60 - 70 | 70 - 80 | 80 - 90 | 90 - 95 | 95 - 100 | all    | hhs. reporting consumption |                    |
|                                 | (1)            | (2)    | (3)     | (4)     | (5)     | (6)     | (7)     | (8)     | (9)     | (10)    | (11)    | (12)     | (13)   | (14)                       | estd. no. per 1000 |
| <b>Bihar</b>                    |                |        |         |         |         |         |         |         |         |         |         |          |        | no. of sample blocks: 216  |                    |
| 1 cereals                       | 55.75          | 67.90  | 73.31   | 77.51   | 77.32   | 82.84   | 84.79   | 85.47   | 87.57   | 85.38   | 94.04   | 89.99    | 80.82  | 933                        | 2041               |
| 2 gram                          | 0.13           | 0.67   | 0.72    | 0.92    | 1.90    | 2.32    | 2.82    | 3.08    | 4.34    | 3.75    | 5.44    | 5.76     | 2.59   | 381                        | 801                |
| 3 cereal substitute             | -              | -      | -       | 0.00    | -       | -       | 0.11    | -       | 0.00    | -       | 0.02    | 0.02     | 0.01   | 1                          | 6                  |
| 4 pulses & products             | 4.69           | 5.95   | 7.32    | 7.88    | 9.45    | 10.73   | 11.64   | 13.11   | 13.80   | 16.13   | 19.09   | 20.59    | 11.53  | 914                        | 2016               |
| 5 milk & milk products          | 3.33           | 4.24   | 9.05    | 12.61   | 16.67   | 22.44   | 27.69   | 37.25   | 45.18   | 52.12   | 73.96   | 87.62    | 30.80  | 672                        | 1491               |
| 6 edible oil                    | 5.29           | 7.14   | 8.89    | 10.13   | 12.49   | 13.64   | 15.48   | 17.88   | 19.80   | 23.80   | 29.56   | 38.16    | 16.23  | 924                        | 2024               |
| 7 meat, egg & fish              | 2.53           | 3.37   | 6.59    | 8.06    | 8.80    | 9.94    | 11.18   | 13.60   | 16.08   | 19.38   | 23.19   | 38.86    | 12.77  | 597                        | 1283               |
| 8 vegetables                    | 11.02          | 14.08  | 16.08   | 17.11   | 20.17   | 20.90   | 23.68   | 26.61   | 29.27   | 32.70   | 42.85   | 47.23    | 24.43  | 924                        | 2028               |
| 9 fruits (fresh)                | 0.23           | 0.46   | 1.03    | 1.58    | 2.70    | 3.46    | 4.44    | 5.07    | 6.71    | 9.27    | 12.87   | 26.33    | 5.43   | 631                        | 1359               |
| 10 fruits (dry)                 | -              | 0.07   | -       | 0.06    | 0.10    | 0.02    | 0.28    | 0.12    | 0.21    | 0.79    | 2.17    | 7.92     | 0.67   | 64                         | 162                |
| 11 sugar                        | 2.27           | 3.08   | 3.68    | 4.36    | 5.52    | 5.92    | 7.28    | 8.10    | 9.18    | 10.49   | 12.55   | 15.60    | 7.13   | 874                        | 1884               |
| 12 salt                         | 0.49           | 0.46   | 0.56    | 0.58    | 0.59    | 0.62    | 0.74    | 0.75    | 0.78    | 0.97    | 1.08    | 1.22     | 0.72   | 929                        | 2036               |
| 13 spices                       | 2.55           | 3.77   | 4.45    | 4.64    | 5.09    | 5.62    | 6.03    | 6.80    | 6.71    | 7.88    | 9.20    | 11.31    | 6.07   | 920                        | 2021               |
| 14 beverages, refreshments etc. | 4.58           | 5.76   | 5.79    | 7.49    | 9.75    | 11.78   | 13.54   | 16.01   | 25.71   | 40.98   | 51.62   | 132.48   | 22.86  | 931                        | 1970               |
| 15 food ; total (1-14)          | 92.85          | 116.95 | 137.46  | 152.95  | 170.55  | 190.23  | 209.71  | 233.86  | 265.33  | 303.62  | 377.64  | 523.10   | 222.07 | 1000                       | 2155               |
| 16 pan tobacco & intoxicants    | 1.87           | 2.48   | 3.70    | 4.68    | 5.61    | 5.84    | 5.15    | 5.98    | 8.20    | 6.50    | 10.37   | 10.17    | 5.82   | 630                        | 1310               |
| 17 fuel & light                 | 12.06          | 13.08  | 16.25   | 16.60   | 20.86   | 21.11   | 23.16   | 25.23   | 29.80   | 35.26   | 43.98   | 51.66    | 24.88  | 964                        | 2094               |
| 18 clothing                     | 0.10           | 0.53   | 1.40    | 4.74    | 4.07    | 4.62    | 7.03    | 7.38    | 17.23   | 24.94   | 26.76   | 90.68    | 13.07  | 209                        | 464                |
| 19 footwear                     | 0.05           | 0.10   | 0.22    | 0.61    | 1.09    | 1.77    | 1.26    | 1.62    | 2.39    | 5.53    | 5.22    | 19.55    | 2.70   | 119                        | 270                |
| 20 misc. goods & services       | 13.23          | 18.25  | 22.65   | 32.01   | 35.40   | 40.64   | 54.74   | 72.42   | 89.26   | 142.55  | 215.22  | 369.19   | 79.90  | 995                        | 2147               |
| 21 durable goods                | 0.24           | 0.31   | 0.27    | 0.66    | 1.38    | 1.53    | 1.13    | 1.70    | 3.58    | 6.02    | 6.46    | 52.04    | 4.59   | 165                        | 291                |
| 22 non-food ; total (16-21)     | 27.54          | 34.76  | 44.49   | 59.31   | 68.41   | 75.52   | 92.47   | 114.34  | 150.47  | 220.79  | 308.01  | 593.30   | 130.96 | 998                        | 2151               |
| 23 total expenditure(15 + 22)   | 120.39         | 151.71 | 181.95  | 212.26  | 238.96  | 265.75  | 302.18  | 348.19  | 415.80  | 524.42  | 685.65  | 1116.40  | 353.03 | 1000                       | 2155               |
| <b>Gujarat</b>                  |                |        |         |         |         |         |         |         |         |         |         |          |        | no. of sample blocks: 238  |                    |
| 1 cereals                       | 35.34          | 42.88  | 44.75   | 47.90   | 49.33   | 50.74   | 54.75   | 53.70   | 53.12   | 54.62   | 62.91   | 69.88    | 51.46  | 912                        | 2285               |
| 2 gram                          | 0.07           | 0.10   | 0.26    | 0.21    | 0.39    | 0.57    | 0.66    | 0.52    | 0.67    | 0.76    | 1.11    | 1.18     | 0.53   | 243                        | 707                |
| 3 cereal substitute             | -              | 0.00   | 0.02    | 0.04    | 0.05    | 0.04    | 0.17    | 0.08    | 0.18    | 0.19    | 0.29    | 0.55     | 0.12   | 69                         | 214                |
| 4 pulses & products             | 7.80           | 9.93   | 10.96   | 12.32   | 13.67   | 14.82   | 16.49   | 16.89   | 17.12   | 18.53   | 23.26   | 23.97    | 15.33  | 908                        | 2275               |
| 5 milk & milk products          | 14.51          | 22.76  | 26.48   | 34.07   | 47.33   | 66.39   | 64.43   | 64.89   | 77.85   | 92.79   | 111.14  | 133.14   | 61.55  | 961                        | 2295               |
| 6 edible oil                    | 16.78          | 22.36  | 26.57   | 27.66   | 31.28   | 34.25   | 38.74   | 36.90   | 40.08   | 42.69   | 49.66   | 55.09    | 35.03  | 902                        | 2268               |
| 7 meat, egg & fish              | 2.80           | 2.89   | 6.77    | 5.87    | 6.39    | 4.57    | 4.60    | 4.23    | 6.07    | 5.72    | 9.27    | 8.24     | 5.58   | 276                        | 652                |
| 8 vegetables                    | 15.98          | 18.60  | 21.51   | 24.61   | 26.54   | 28.50   | 29.23   | 28.68   | 33.40   | 34.50   | 43.13   | 45.72    | 28.88  | 909                        | 2278               |
| 9 fruits (fresh)                | 1.26           | 1.63   | 3.42    | 3.90    | 5.49    | 6.57    | 6.94    | 8.79    | 11.41   | 12.98   | 19.66   | 25.79    | 8.38   | 822                        | 2036               |
| 10 fruits (dry)                 | 0.09           | 0.24   | 0.34    | 0.57    | 0.73    | 0.73    | 1.18    | 1.52    | 2.02    | 3.71    | 3.98    | 8.97     | 1.75   | 285                        | 835                |
| 11 sugar                        | 7.80           | 10.78  | 10.40   | 11.34   | 12.78   | 12.76   | 14.25   | 15.55   | 15.58   | 16.98   | 20.38   | 23.71    | 14.10  | 912                        | 2293               |
| 12 salt                         | 0.25           | 0.26   | 0.27    | 0.27    | 0.28    | 0.29    | 0.33    | 0.32    | 0.40    | 0.41    | 0.59    | 0.69     | 0.35   | 905                        | 2266               |
| 13 spices                       | 5.33           | 5.60   | 6.56    | 7.26    | 8.62    | 7.39    | 8.56    | 7.92    | 9.11    | 9.10    | 11.68   | 12.29    | 8.20   | 909                        | 2280               |
| 14 beverages, refreshments etc. | 9.32           | 10.85  | 14.02   | 19.75   | 19.77   | 18.05   | 21.54   | 44.06   | 47.16   | 70.29   | 54.84   | 95.84    | 34.04  | 998                        | 2368               |
| 15 food ; total (1-14)          | 117.34         | 148.89 | 172.33  | 195.77  | 222.66  | 245.67  | 261.87  | 284.04  | 314.17  | 363.27  | 411.90  | 505.05   | 265.28 | 999                        | 2371               |
| 16 pan tobacco & intoxicants    | 5.56           | 6.31   | 7.95    | 8.63    | 8.75    | 6.80    | 9.68    | 9.14    | 7.52    | 7.18    | 11.52   | 12.29    | 8.35   | 515                        | 1261               |
| 17 fuel & light                 | 15.64          | 16.12  | 21.11   | 22.37   | 28.36   | 27.93   | 32.84   | 31.00   | 38.94   | 42.06   | 54.41   | 69.66    | 32.28  | 930                        | 2336               |
| 18 clothing                     | 0.31           | 2.48   | 0.75    | 4.21    | 3.41    | 3.93    | 5.07    | 10.59   | 18.22   | 30.50   | 59.73   | 108.27   | 16.26  | 176                        | 468                |
| 19 footwear                     | 0.13           | 0.75   | 1.83    | 0.76    | 1.25    | 1.31    | 2.57    | 1.46    | 2.52    | 4.14    | 11.23   | 29.21    | 3.67   | 154                        | 457                |
| 20 misc. goods & services       | 21.55          | 30.96  | 36.35   | 49.80   | 58.53   | 71.64   | 86.36   | 112.74  | 148.28  | 193.53  | 253.88  | 502.69   | 116.41 | 999                        | 2369               |
| 21 durable goods                | 0.48           | 0.63   | 0.41    | 1.35    | 1.08    | 3.74    | 2.57    | 3.24    | 3.89    | 7.24    | 24.93   | 163.49   | 11.92  | 223                        | 588                |
| 22 non-food ; total (16-21)     | 43.67          | 57.25  | 68.40   | 87.11   | 101.38  | 115.36  | 139.08  | 168.19  | 219.37  | 284.66  | 415.70  | 885.61   | 188.89 | 999                        | 2371               |
| 23 total expenditure(15 + 22)   | 161.01         | 206.14 | 240.73  | 282.88  | 324.04  | 361.03  | 400.96  | 452.23  | 533.53  | 647.93  | 827.60  | 1390.66  | 454.18 | 1000                       | 2372               |

Table 8: Value (Rs) of consumption of broad groups of food &amp; non-food items per person for a period of 30 days for each fractile group

| Item                            | fractile group |        |         |         |         |         |         |         |         |         |         |          |                           | Urban                      |            |
|---------------------------------|----------------|--------|---------|---------|---------|---------|---------|---------|---------|---------|---------|----------|---------------------------|----------------------------|------------|
|                                 | 0 - 5          | 5 - 10 | 10 - 20 | 20 - 30 | 30 - 40 | 40 - 50 | 50 - 60 | 60 - 70 | 70 - 80 | 80 - 90 | 90 - 95 | 95 - 100 | all                       | hhs. reporting consumption |            |
|                                 | (2)            | (3)    | (4)     | (5)     | (6)     | (7)     | (8)     | (9)     | (10)    | (11)    | (12)    | (13)     | (14)                      | estd. no. per 1000         | sample no. |
| (1)                             | (2)            | (3)    | (4)     | (5)     | (6)     | (7)     | (8)     | (9)     | (10)    | (11)    | (12)    | (13)     | (14)                      | (15)                       | (16)       |
| <b>Haryana</b>                  |                |        |         |         |         |         |         |         |         |         |         |          | no. of sample blocks: 70  |                            |            |
| 1 cereals                       | 38.08          | 45.49  | 44.30   | 47.98   | 50.84   | 51.73   | 44.93   | 55.24   | 49.96   | 54.87   | 46.07   | 49.07    | 48.95                     | 970                        | 677        |
| 2 gram                          | 0.39           | 0.31   | 0.62    | 0.74    | 0.86    | 1.07    | 1.23    | 1.53    | 2.16    | 2.26    | 2.63    | 2.93     | 1.36                      | 341                        | 255        |
| 3 cereal substitute             | -              | -      | -       | -       | -       | 0.04    | -       | -       | -       | -       | -       | -        | 0.00                      | 1                          | 1          |
| 4 pulses & products             | 4.99           | 6.91   | 8.61    | 8.36    | 10.91   | 12.53   | 10.09   | 11.53   | 12.40   | 13.12   | 14.17   | 16.25    | 10.88                     | 943                        | 666        |
| 5 milk & milk products          | 24.53          | 30.08  | 39.74   | 62.26   | 69.24   | 69.03   | 91.76   | 95.65   | 127.63  | 121.62  | 166.20  | 163.64   | 87.08                     | 965                        | 676        |
| 6 edible oil                    | 8.07           | 10.45  | 11.80   | 11.92   | 16.24   | 16.41   | 17.22   | 17.57   | 19.77   | 23.49   | 24.72   | 24.70    | 16.85                     | 934                        | 656        |
| 7 meat, egg & fish              | 0.58           | 1.32   | 0.87    | 1.30    | 1.47    | 2.68    | 2.38    | 4.79    | 4.92    | 3.78    | 6.98    | 15.21    | 3.43                      | 201                        | 120        |
| 8 vegetables                    | 9.96           | 15.42  | 17.32   | 17.87   | 21.16   | 20.26   | 23.81   | 29.03   | 27.85   | 35.61   | 41.52   | 51.64    | 25.25                     | 953                        | 672        |
| 9 fruits (fresh)                | 1.14           | 3.43   | 5.38    | 6.25    | 7.47    | 7.41    | 11.62   | 11.29   | 14.41   | 18.77   | 24.57   | 32.06    | 11.34                     | 855                        | 592        |
| 10 fruits (dry)                 | -              | 0.10   | 0.54    | 0.53    | 0.65    | 0.61    | 0.86    | 0.86    | 1.11    | 1.79    | 2.10    | 9.46     | 1.28                      | 229                        | 145        |
| 11 sugar                        | 9.24           | 13.29  | 12.45   | 16.76   | 15.42   | 14.02   | 16.93   | 16.62   | 17.54   | 18.25   | 21.99   | 20.12    | 16.05                     | 955                        | 673        |
| 12 salt                         | 0.39           | 0.56   | 0.59    | 0.68    | 0.75    | 0.83    | 0.80    | 0.79    | 0.84    | 0.82    | 0.87    | 0.93     | 0.75                      | 948                        | 670        |
| 13 spices                       | 4.26           | 5.91   | 6.34    | 6.28    | 7.35    | 7.26    | 8.06    | 7.72    | 8.70    | 10.23   | 11.33   | 11.61    | 7.85                      | 949                        | 670        |
| 14 beverages, refreshments etc. | 7.32           | 8.57   | 11.63   | 13.68   | 12.31   | 18.51   | 19.71   | 21.25   | 23.84   | 36.95   | 49.59   | 103.37   | 24.26                     | 989                        | 693        |
| 15 food ; total (1-14)          | 108.94         | 141.84 | 160.20  | 194.60  | 214.68  | 222.40  | 249.40  | 273.87  | 311.12  | 341.55  | 412.71  | 501.01   | 255.33                    | 1000                       | 697        |
| 16 pan tobacco & intoxicants    | 6.81           | 8.43   | 11.28   | 7.84    | 5.95    | 9.25    | 8.38    | 12.11   | 13.49   | 7.10    | 11.04   | 22.15    | 9.96                      | 554                        | 375        |
| 17 fuel & light                 | 15.60          | 22.01  | 24.58   | 24.02   | 27.83   | 34.30   | 31.57   | 31.84   | 36.19   | 42.55   | 40.42   | 51.24    | 31.77                     | 991                        | 690        |
| 18 clothing                     | 3.47           | 2.75   | 2.34    | 4.17    | 6.01    | 6.48    | 16.65   | 17.04   | 11.34   | 28.04   | 49.88   | 95.28    | 16.81                     | 200                        | 139        |
| 19 footwear                     | 1.34           | 0.89   | 1.61    | 2.70    | 2.93    | 3.47    | 4.47    | 3.79    | 6.45    | 9.77    | 14.49   | 24.04    | 5.57                      | 212                        | 160        |
| 20 misc. goods & services       | 28.68          | 36.52  | 46.76   | 57.63   | 81.21   | 93.28   | 105.12  | 134.78  | 153.36  | 262.72  | 296.14  | 448.25   | 134.17                    | 1000                       | 697        |
| 21 durable goods                | 0.58           | 0.91   | 2.40    | 2.52    | 3.19    | 6.20    | 14.28   | 12.24   | 30.34   | 20.25   | 60.74   | 160.60   | 20.31                     | 473                        | 306        |
| 22 non-food ; total (16-21)     | 56.48          | 71.51  | 88.97   | 98.88   | 127.11  | 152.99  | 180.48  | 211.80  | 251.18  | 370.43  | 472.71  | 801.56   | 218.58                    | 1000                       | 697        |
| 23 total expenditure(15 + 22)   | 165.41         | 213.35 | 249.17  | 293.49  | 341.79  | 375.39  | 429.88  | 485.66  | 562.30  | 711.97  | 885.42  | 1302.57  | 473.92                    | 1000                       | 697        |
| <b>Karnataka</b>                |                |        |         |         |         |         |         |         |         |         |         |          | no. of sample blocks: 247 |                            |            |
| 1 cereals                       | 37.61          | 44.13  | 56.79   | 62.79   | 63.90   | 70.85   | 71.91   | 77.02   | 84.14   | 82.65   | 82.14   | 79.91    | 69.21                     | 937                        | 2308       |
| 2 gram                          | 0.20           | 0.28   | 0.40    | 0.41    | 0.56    | 0.65    | 0.86    | 1.08    | 1.01    | 1.40    | 1.11    | 1.11     | 0.77                      | 291                        | 707        |
| 3 cereal substitute             | -              | 0.00   | -       | 0.01    | 0.01    | 0.01    | 0.07    | 0.07    | 0.08    | 0.12    | 0.10    | 0.12     | 0.05                      | 28                         | 75         |
| 4 pulses & products             | 7.32           | 8.58   | 9.80    | 10.76   | 13.15   | 13.43   | 16.30   | 17.74   | 18.09   | 18.87   | 20.28   | 20.96    | 14.67                     | 936                        | 2301       |
| 5 milk & milk products          | 4.60           | 8.67   | 12.97   | 15.58   | 20.36   | 25.15   | 37.71   | 39.38   | 48.82   | 58.35   | 71.90   | 90.80    | 34.65                     | 902                        | 2216       |
| 6 edible oil                    | 7.56           | 9.74   | 9.56    | 10.45   | 12.18   | 13.78   | 17.06   | 18.62   | 20.22   | 21.45   | 24.26   | 27.46    | 15.79                     | 936                        | 2301       |
| 7 meat, egg & fish              | 5.09           | 6.80   | 7.59    | 10.22   | 11.60   | 14.64   | 14.74   | 13.44   | 19.09   | 21.25   | 21.14   | 29.31    | 14.38                     | 558                        | 1390       |
| 8 vegetables                    | 8.16           | 9.10   | 11.17   | 12.45   | 13.98   | 15.75   | 17.25   | 20.13   | 22.60   | 24.48   | 26.51   | 32.37    | 17.59                     | 938                        | 2310       |
| 9 fruits (fresh)                | 1.72           | 3.75   | 4.74    | 5.03    | 6.84    | 8.67    | 11.50   | 12.08   | 16.50   | 20.70   | 25.59   | 32.42    | 11.79                     | 935                        | 2300       |
| 10 fruits (dry)                 | 0.66           | 0.84   | 0.59    | 0.79    | 1.05    | 1.13    | 1.55    | 1.92    | 2.27    | 2.88    | 3.49    | 5.57     | 1.75                      | 369                        | 970        |
| 11 sugar                        | 5.77           | 6.40   | 7.63    | 8.24    | 9.46    | 10.74   | 11.33   | 12.70   | 13.49   | 12.91   | 14.70   | 15.02    | 10.75                     | 929                        | 2291       |
| 12 salt                         | 0.31           | 0.32   | 0.36    | 0.40    | 0.41    | 0.46    | 0.49    | 0.52    | 0.56    | 0.55    | 0.63    | 0.69     | 0.47                      | 938                        | 2310       |
| 13 spices                       | 4.02           | 5.26   | 6.21    | 6.89    | 7.80    | 8.35    | 8.67    | 9.28    | 10.50   | 10.44   | 12.15   | 13.32    | 8.55                      | 936                        | 2307       |
| 14 beverages, refreshments etc. | 7.20           | 8.72   | 12.60   | 15.47   | 20.46   | 23.50   | 26.94   | 32.06   | 41.54   | 56.21   | 86.89   | 145.21   | 35.30                     | 989                        | 2446       |
| 15 food ; total (1-14)          | 90.22          | 112.60 | 140.41  | 159.49  | 181.78  | 207.11  | 236.36  | 256.04  | 298.92  | 332.25  | 390.90  | 494.27   | 235.73                    | 1000                       | 2469       |
| 16 pan tobacco & intoxicants    | 4.56           | 8.46   | 6.16    | 8.33    | 8.46    | 10.19   | 8.58    | 10.07   | 7.22    | 10.17   | 18.32   | 21.87    | 9.58                      | 546                        | 1361       |
| 17 fuel & light                 | 14.02          | 15.39  | 17.74   | 21.46   | 25.28   | 27.66   | 31.33   | 34.89   | 40.10   | 43.99   | 52.86   | 59.57    | 31.35                     | 976                        | 2408       |
| 18 clothing                     | 0.12           | 1.02   | 1.36    | 3.19    | 7.92    | 7.84    | 10.81   | 15.67   | 24.62   | 35.42   | 60.13   | 115.33   | 19.53                     | 179                        | 478        |
| 19 footwear                     | 0.04           | 0.38   | 0.40    | 0.56    | 0.65    | 0.95    | 2.14    | 2.52    | 2.57    | 4.38    | 2.47    | 14.49    | 2.29                      | 109                        | 299        |
| 20 misc. goods & services       | 18.38          | 26.99  | 36.64   | 45.01   | 54.23   | 67.33   | 87.64   | 116.65  | 146.48  | 205.34  | 286.54  | 501.75   | 117.69                    | 994                        | 2455       |
| 21 durable goods                | 0.15           | 0.62   | 0.27    | 0.48    | 0.65    | 3.33    | 0.80    | 2.06    | 4.82    | 12.45   | 12.06   | 76.52    | 6.97                      | 88                         | 227        |
| 22 non-food ; total (16-21)     | 37.27          | 52.85  | 62.57   | 79.03   | 97.20   | 117.30  | 141.31  | 181.86  | 225.82  | 311.74  | 432.38  | 789.52   | 187.41                    | 997                        | 2462       |
| 23 total expenditure(15 + 22)   | 127.49         | 165.45 | 202.97  | 238.52  | 278.97  | 324.41  | 377.66  | 437.90  | 524.74  | 644.00  | 823.29  | 1283.79  | 423.14                    | 1000                       | 2469       |

Table 8: Value (Rs) of consumption of broad groups of food &amp; non-food items per person for a period of 30 days for each fractile group

| Item                            | fractile group |        |         |         |         |         |         |         |         |         |         |          |        | Urban                      |                    |
|---------------------------------|----------------|--------|---------|---------|---------|---------|---------|---------|---------|---------|---------|----------|--------|----------------------------|--------------------|
|                                 | 0 - 5          | 5 - 10 | 10 - 20 | 20 - 30 | 30 - 40 | 40 - 50 | 50 - 60 | 60 - 70 | 70 - 80 | 80 - 90 | 90 - 95 | 95 - 100 | all    | hhs. reporting consumption |                    |
|                                 | (1)            | (2)    | (3)     | (4)     | (5)     | (6)     | (7)     | (8)     | (9)     | (10)    | (11)    | (12)     | (13)   | (14)                       | estd. no. per 1000 |
| <b>Kerala</b>                   |                |        |         |         |         |         |         |         |         |         |         |          |        | no. of sample blocks: 183  |                    |
| 1 cereals                       | 39.60          | 49.15  | 53.30   | 60.34   | 58.47   | 64.76   | 70.24   | 69.07   | 71.35   | 72.00   | 77.30   | 77.31    | 64.13  | 920                        | 1715               |
| 2 gram                          | 0.60           | 1.02   | 0.82    | 1.06    | 1.02    | 1.24    | 1.43    | 2.04    | 1.59    | 2.38    | 2.98    | 3.25     | 1.55   | 398                        | 811                |
| 3 cereal substitute             | 1.54           | 1.96   | 2.42    | 1.52    | 1.79    | 2.09    | 2.34    | 1.79    | 1.42    | 1.68    | 2.16    | 1.52     | 1.86   | 452                        | 823                |
| 4 pulses & products             | 2.03           | 2.97   | 4.47    | 5.24    | 6.32    | 7.59    | 7.22    | 9.53    | 10.55   | 11.67   | 14.03   | 17.09    | 8.07   | 833                        | 1569               |
| 5 milk & milk products          | 4.82           | 9.24   | 11.21   | 12.66   | 17.01   | 23.12   | 23.61   | 30.49   | 34.06   | 44.22   | 64.77   | 81.22    | 27.67  | 777                        | 1451               |
| 6 edible oil                    | 5.65           | 7.21   | 8.50    | 10.43   | 10.10   | 11.51   | 12.07   | 14.29   | 15.48   | 17.03   | 19.56   | 23.46    | 12.74  | 919                        | 1711               |
| 7 meat, egg & fish              | 13.06          | 22.48  | 21.60   | 25.74   | 30.96   | 32.31   | 39.16   | 46.47   | 46.58   | 59.13   | 77.50   | 83.12    | 40.04  | 881                        | 1630               |
| 8 vegetables                    | 6.58           | 7.56   | 10.18   | 11.68   | 12.46   | 15.16   | 15.55   | 19.43   | 19.89   | 23.54   | 32.13   | 36.03    | 16.92  | 920                        | 1713               |
| 9 fruits (fresh)                | 8.95           | 11.92  | 14.67   | 17.88   | 19.23   | 23.21   | 25.68   | 29.08   | 30.81   | 37.77   | 53.10   | 57.66    | 26.43  | 947                        | 1753               |
| 10 fruits (dry)                 | -              | 0.08   | 0.07    | 0.13    | 0.23    | 0.69    | 0.43    | 0.86    | 0.43    | 1.33    | 2.84    | 4.12     | 0.77   | 191                        | 345                |
| 11 sugar                        | 5.44           | 6.86   | 7.68    | 8.95    | 9.59    | 10.19   | 10.54   | 10.95   | 12.59   | 14.04   | 16.83   | 18.16    | 10.82  | 923                        | 1720               |
| 12 salt                         | 0.33           | 0.39   | 0.40    | 0.44    | 0.45    | 0.49    | 0.50    | 0.51    | 0.67    | 0.58    | 0.72    | 0.78     | 0.52   | 921                        | 1714               |
| 13 spices                       | 5.17           | 6.19   | 7.59    | 8.44    | 9.15    | 10.09   | 10.56   | 10.55   | 11.39   | 12.25   | 13.61   | 14.39    | 9.97   | 922                        | 1716               |
| 14 beverages, refreshments etc. | 11.10          | 16.94  | 17.30   | 27.02   | 36.20   | 34.35   | 34.24   | 38.87   | 52.35   | 70.75   | 95.29   | 148.91   | 44.77  | 998                        | 1826               |
| 15 food ; total (1-14)          | 104.89         | 143.96 | 160.22  | 191.54  | 213.00  | 236.77  | 253.56  | 283.95  | 309.16  | 368.37  | 472.82  | 567.00   | 266.28 | 1000                       | 1830               |
| 16 pan tobacco & intoxicants    | 3.77           | 5.67   | 6.72    | 9.17    | 9.73    | 11.28   | 16.41   | 16.65   | 10.63   | 14.44   | 11.93   | 26.31    | 11.90  | 547                        | 965                |
| 17 fuel & light                 | 13.46          | 16.11  | 17.88   | 21.70   | 23.37   | 24.58   | 25.76   | 28.48   | 33.14   | 35.91   | 44.14   | 51.89    | 27.38  | 962                        | 1783               |
| 18 clothing                     | 2.49           | 0.75   | 7.15    | 6.24    | 10.16   | 16.07   | 19.92   | 32.41   | 42.26   | 80.05   | 79.88   | 211.06   | 36.21  | 331                        | 616                |
| 19 footwear                     | 0.44           | 0.80   | 1.23    | 1.45    | 1.75    | 3.54    | 2.58    | 4.17    | 5.90    | 8.48    | 12.27   | 24.43    | 4.81   | 254                        | 471                |
| 20 misc. goods & services       | 22.31          | 30.04  | 42.34   | 51.08   | 60.39   | 67.11   | 85.24   | 98.43   | 142.43  | 175.93  | 291.96  | 658.68   | 122.62 | 997                        | 1824               |
| 21 durable goods                | -              | 0.26   | 0.81    | 2.39    | 1.05    | 2.50    | 5.20    | 2.06    | 9.14    | 16.88   | 14.29   | 396.50   | 24.64  | 103                        | 181                |
| 22 non-food ; total (16-21)     | 42.45          | 53.63  | 76.13   | 92.02   | 106.44  | 125.08  | 155.11  | 182.21  | 243.49  | 331.69  | 454.47  | 1368.86  | 227.55 | 998                        | 1827               |
| 23 total expenditure(15 + 22)   | 147.34         | 197.59 | 236.35  | 283.56  | 319.44  | 361.86  | 408.67  | 466.16  | 552.66  | 700.06  | 927.29  | 1935.86  | 493.83 | 1000                       | 1830               |
| <b>Madhya Pradesh</b>           |                |        |         |         |         |         |         |         |         |         |         |          |        | no. of sample blocks: 325  |                    |
| 1 cereals                       | 40.44          | 45.88  | 50.72   | 56.89   | 58.90   | 60.03   | 62.62   | 65.49   | 64.82   | 66.49   | 66.28   | 73.59    | 59.92  | 966                        | 3130               |
| 2 gram                          | 0.02           | 0.14   | 0.14    | 0.15    | 0.23    | 0.38    | 0.51    | 0.60    | 0.99    | 1.03    | 1.34    | 2.47     | 0.60   | 150                        | 524                |
| 3 cereal substitute             | 0.17           | 0.07   | 0.06    | 0.24    | 0.33    | 0.49    | 0.57    | 0.55    | 0.90    | 0.74    | 0.79    | 1.28     | 0.51   | 160                        | 553                |
| 4 pulses & products             | 8.34           | 10.10  | 11.53   | 11.78   | 13.67   | 15.68   | 16.45   | 17.65   | 18.96   | 20.93   | 23.08   | 24.46    | 15.97  | 962                        | 3111               |
| 5 milk & milk products          | 7.33           | 10.61  | 16.82   | 21.18   | 24.54   | 32.18   | 34.73   | 43.35   | 53.39   | 64.28   | 90.24   | 112.54   | 40.13  | 872                        | 2857               |
| 6 edible oil                    | 9.04           | 10.41  | 12.75   | 14.42   | 15.50   | 17.96   | 20.30   | 21.82   | 23.46   | 29.30   | 32.69   | 36.69    | 20.00  | 963                        | 3114               |
| 7 meat, egg & fish              | 1.50           | 2.75   | 3.64    | 5.66    | 6.13    | 7.98    | 8.83    | 7.17    | 9.97    | 9.61    | 9.29    | 18.74    | 7.52   | 387                        | 1262               |
| 8 vegetables                    | 9.47           | 11.95  | 14.95   | 16.51   | 18.76   | 19.83   | 22.50   | 23.37   | 25.72   | 29.11   | 34.58   | 43.87    | 22.08  | 967                        | 3130               |
| 9 fruits (fresh)                | 1.09           | 1.51   | 2.23    | 2.93    | 3.68    | 4.03    | 5.23    | 5.96    | 7.36    | 10.16   | 15.04   | 26.21    | 6.36   | 809                        | 2662               |
| 10 fruits (dry)                 | 0.05           | 0.11   | 0.18    | 0.43    | 0.42    | 0.52    | 0.92    | 1.40    | 1.40    | 2.61    | 3.72    | 8.30     | 1.40   | 267                        | 961                |
| 11 sugar                        | 5.34           | 6.75   | 7.99    | 9.05    | 10.11   | 11.73   | 12.44   | 13.39   | 15.45   | 16.11   | 18.27   | 20.07    | 12.15  | 959                        | 3103               |
| 12 salt                         | 0.44           | 0.44   | 0.54    | 0.61    | 0.61    | 0.65    | 0.71    | 0.73    | 0.81    | 0.86    | 0.89    | 1.05     | 0.69   | 965                        | 3123               |
| 13 spices                       | 4.41           | 5.14   | 5.84    | 6.23    | 6.58    | 7.13    | 7.64    | 7.99    | 8.54    | 8.86    | 10.06   | 12.10    | 7.47   | 967                        | 3127               |
| 14 beverages, refreshments etc. | 4.17           | 7.27   | 10.34   | 12.46   | 11.90   | 13.35   | 16.40   | 19.11   | 22.89   | 33.20   | 46.53   | 79.72    | 20.88  | 991                        | 3201               |
| 15 food ; total (1-14)          | 91.81          | 113.12 | 137.72  | 158.53  | 171.35  | 191.93  | 209.84  | 228.56  | 254.64  | 293.30  | 352.78  | 461.09   | 215.68 | 1000                       | 3233               |
| 16 pan tobacco & intoxicants    | 5.46           | 7.05   | 6.99    | 8.36    | 10.01   | 11.06   | 11.03   | 11.64   | 12.14   | 14.79   | 14.40   | 32.50    | 11.58  | 755                        | 2421               |
| 17 fuel & light                 | 13.35          | 16.99  | 18.31   | 22.55   | 22.87   | 25.61   | 25.16   | 28.13   | 30.60   | 34.67   | 39.71   | 47.52    | 26.68  | 981                        | 3184               |
| 18 clothing                     | 2.03           | 0.93   | 2.56    | 2.03    | 6.26    | 7.99    | 11.21   | 18.70   | 29.87   | 50.16   | 60.72   | 148.52   | 23.55  | 265                        | 908                |
| 19 footwear                     | 0.26           | 0.49   | 0.97    | 0.97    | 1.95    | 1.83    | 4.11    | 3.16    | 5.65    | 7.65    | 8.12    | 22.92    | 4.23   | 220                        | 742                |
| 20 misc. goods & services       | 19.54          | 31.49  | 33.86   | 40.73   | 52.34   | 62.63   | 78.44   | 92.89   | 120.74  | 161.74  | 248.38  | 586.21   | 108.86 | 997                        | 3225               |
| 21 durable goods                | 0.49           | 0.92   | 1.61    | 2.35    | 2.33    | 2.48    | 4.95    | 7.87    | 10.85   | 19.03   | 27.67   | 215.87   | 17.48  | 422                        | 1366               |
| 22 non-food ; total (16-21)     | 41.14          | 57.87  | 64.29   | 76.99   | 95.76   | 111.60  | 134.90  | 162.39  | 209.85  | 288.03  | 399.00  | 1053.54  | 192.38 | 999                        | 3231               |
| 23 total expenditure(15 + 22)   | 132.95         | 170.99 | 202.01  | 235.51  | 267.11  | 303.53  | 344.75  | 390.96  | 464.49  | 581.33  | 751.78  | 1514.63  | 408.06 | 1000                       | 3233               |

Table 8: Value (Rs) of consumption of broad groups of food &amp; non-food items per person for a period of 30 days for each fractile group

| Item                            | fractile group |        |         |         |         |         |         |         |         |         |         |          |                           | Urban                      |            |
|---------------------------------|----------------|--------|---------|---------|---------|---------|---------|---------|---------|---------|---------|----------|---------------------------|----------------------------|------------|
|                                 | 0 - 5          | 5 - 10 | 10 - 20 | 20 - 30 | 30 - 40 | 40 - 50 | 50 - 60 | 60 - 70 | 70 - 80 | 80 - 90 | 90 - 95 | 95 - 100 | all                       | hhs. reporting consumption |            |
|                                 | (2)            | (3)    | (4)     | (5)     | (6)     | (7)     | (8)     | (9)     | (10)    | (11)    | (12)    | (13)     | (14)                      | estd. no. per 1000         | sample no. |
| (1)                             | (2)            | (3)    | (4)     | (5)     | (6)     | (7)     | (8)     | (9)     | (10)    | (11)    | (12)    | (13)     | (14)                      | (15)                       | (16)       |
| <b>Maharashtra</b>              |                |        |         |         |         |         |         |         |         |         |         |          | no. of sample blocks: 557 |                            |            |
| 1 cereals                       | 32.31          | 43.10  | 47.89   | 53.90   | 58.53   | 59.63   | 60.84   | 64.27   | 70.36   | 71.09   | 75.42   | 76.00    | 60.00                     | 921                        | 5163       |
| 2 gram                          | 0.02           | 0.11   | 0.23    | 0.35    | 0.38    | 0.62    | 0.65    | 0.72    | 0.82    | 1.26    | 1.45    | 1.68     | 0.67                      | 228                        | 1273       |
| 3 cereal substitute             | 0.30           | 0.55   | 0.84    | 1.00    | 1.41    | 1.23    | 1.61    | 1.27    | 1.78    | 1.59    | 1.65    | 1.66     | 1.28                      | 390                        | 2202       |
| 4 pulses & products             | 8.19           | 10.46  | 11.70   | 13.38   | 15.15   | 15.99   | 16.50   | 17.70   | 19.56   | 19.33   | 23.15   | 24.50    | 16.25                     | 917                        | 5135       |
| 5 milk & milk products          | 6.86           | 8.94   | 17.28   | 22.62   | 27.49   | 35.78   | 44.31   | 54.30   | 67.52   | 84.91   | 115.74  | 137.91   | 48.91                     | 902                        | 5057       |
| 6 edible oil                    | 10.11          | 13.03  | 16.86   | 20.84   | 23.41   | 25.77   | 27.78   | 31.27   | 35.69   | 36.38   | 42.57   | 45.89    | 27.39                     | 918                        | 5141       |
| 7 meat, egg & fish              | 3.81           | 6.88   | 8.27    | 10.30   | 13.33   | 17.30   | 18.69   | 22.96   | 21.00   | 22.62   | 29.42   | 35.13    | 17.21                     | 598                        | 3196       |
| 8 vegetables                    | 7.95           | 10.97  | 13.63   | 17.54   | 19.57   | 24.07   | 26.46   | 30.37   | 34.34   | 36.95   | 45.37   | 52.12    | 26.12                     | 921                        | 5154       |
| 9 fruits (fresh)                | 1.01           | 2.09   | 3.01    | 3.97    | 5.54    | 7.51    | 10.56   | 11.88   | 16.66   | 24.05   | 37.28   | 52.61    | 12.97                     | 865                        | 4894       |
| 10 fruits (dry)                 | 1.26           | 1.76   | 2.69    | 3.32    | 3.83    | 3.89    | 4.45    | 4.91    | 5.89    | 8.05    | 9.84    | 15.32    | 5.11                      | 684                        | 3816       |
| 11 sugar                        | 7.66           | 9.04   | 10.02   | 11.20   | 12.29   | 11.81   | 13.42   | 13.45   | 14.89   | 16.01   | 17.26   | 19.09    | 12.96                     | 922                        | 5160       |
| 12 salt                         | 0.40           | 0.43   | 0.51    | 0.58    | 0.58    | 0.64    | 0.67    | 0.78    | 0.81    | 0.80    | 0.91    | 1.02     | 0.67                      | 918                        | 5141       |
| 13 spices                       | 4.49           | 5.52   | 6.30    | 7.44    | 7.66    | 8.27    | 8.80    | 10.00   | 10.18   | 10.45   | 11.82   | 14.18    | 8.71                      | 918                        | 5144       |
| 14 beverages, refreshments etc. | 6.19           | 8.46   | 12.70   | 17.93   | 20.18   | 25.41   | 34.11   | 43.61   | 52.17   | 91.90   | 101.33  | 140.48   | 42.65                     | 997                        | 5513       |
| 15 food ; total (1-14)          | 90.57          | 121.34 | 151.92  | 184.36  | 209.34  | 237.91  | 268.85  | 307.47  | 351.66  | 425.38  | 513.19  | 617.59   | 280.91                    | 999                        | 5527       |
| 16 pan tobacco & intoxicants    | 4.08           | 5.20   | 5.58    | 6.64    | 8.25    | 8.73    | 8.41    | 12.67   | 12.17   | 13.90   | 20.12   | 27.19    | 10.47                     | 603                        | 3352       |
| 17 fuel & light                 | 13.59          | 16.32  | 20.25   | 22.43   | 24.26   | 28.61   | 32.29   | 37.41   | 42.63   | 47.87   | 61.10   | 88.62    | 34.57                     | 950                        | 5325       |
| 18 clothing                     | 0.61           | 1.29   | 1.48    | 3.73    | 5.15    | 10.04   | 13.83   | 19.15   | 26.91   | 53.57   | 50.50   | 106.30   | 21.34                     | 203                        | 1170       |
| 19 footwear                     | 0.26           | 0.57   | 0.69    | 0.89    | 1.54    | 1.66    | 2.93    | 3.62    | 3.68    | 6.78    | 10.26   | 17.23    | 3.60                      | 142                        | 843        |
| 20 misc. goods & services       | 22.68          | 30.43  | 43.29   | 58.84   | 76.83   | 92.03   | 115.70  | 149.63  | 195.83  | 266.00  | 396.07  | 717.45   | 158.25                    | 996                        | 5513       |
| 21 durable goods                | 0.66           | 0.92   | 1.66    | 1.95    | 3.04    | 3.04    | 7.80    | 8.94    | 22.72   | 19.44   | 32.00   | 241.75   | 20.67                     | 244                        | 1333       |
| 22 non-food ; total (16-21)     | 41.88          | 54.73  | 72.95   | 94.48   | 119.06  | 144.11  | 180.96  | 231.41  | 303.95  | 407.54  | 570.04  | 1198.54  | 248.89                    | 999                        | 5524       |
| 23 total expenditure(15 + 22)   | 132.45         | 176.06 | 224.87  | 278.84  | 328.40  | 382.02  | 449.80  | 538.87  | 655.61  | 832.92  | 1083.23 | 1816.13  | 629.80                    | 1000                       | 5528       |
| <b>Orissa</b>                   |                |        |         |         |         |         |         |         |         |         |         |          | no. of sample blocks: 104 |                            |            |
| 1 cereals                       | 58.12          | 66.68  | 79.27   | 74.46   | 83.14   | 82.54   | 86.12   | 85.53   | 85.87   | 89.10   | 74.66   | 67.93    | 79.98                     | 944                        | 977        |
| 2 gram                          | -              | 0.10   | 0.27    | 0.22    | 0.09    | 0.29    | 0.17    | 0.47    | 0.35    | 0.89    | 0.85    | 0.57     | 0.35                      | 100                        | 92         |
| 3 cereal substitute             | 0.00           | -      | 0.08    | 0.01    | 0.06    | 0.07    | 0.02    | -       | 0.02    | 0.03    | -       | -        | 0.03                      | 11                         | 11         |
| 4 pulses & products             | 3.15           | 4.53   | 6.00    | 6.72    | 8.77    | 10.55   | 12.72   | 13.36   | 15.71   | 19.17   | 20.36   | 18.32    | 11.63                     | 878                        | 925        |
| 5 milk & milk products          | 2.85           | 6.45   | 4.07    | 7.41    | 6.21    | 15.41   | 14.84   | 21.64   | 30.50   | 39.71   | 48.78   | 58.96    | 19.86                     | 550                        | 595        |
| 6 edible oil                    | 4.27           | 6.45   | 7.27    | 8.52    | 11.21   | 12.53   | 13.49   | 14.34   | 17.83   | 22.76   | 27.29   | 25.04    | 13.96                     | 887                        | 935        |
| 7 meat, egg & fish              | 5.46           | 4.58   | 8.08    | 10.58   | 12.58   | 13.48   | 21.34   | 24.63   | 26.69   | 33.13   | 50.08   | 41.35    | 20.16                     | 774                        | 806        |
| 8 vegetables                    | 11.28          | 15.54  | 18.97   | 20.66   | 25.65   | 28.76   | 31.98   | 36.84   | 41.24   | 47.86   | 60.14   | 50.16    | 32.08                     | 898                        | 944        |
| 9 fruits (fresh)                | 0.47           | 1.34   | 1.73    | 3.18    | 3.17    | 4.36    | 5.81    | 7.57    | 8.10    | 14.24   | 19.26   | 23.78    | 7.07                      | 790                        | 839        |
| 10 fruits (dry)                 | 0.09           | 0.09   | 0.00    | 0.10    | 0.10    | 0.16    | 0.32    | 0.45    | 0.80    | 1.04    | 1.13    | 2.56     | 0.49                      | 132                        | 142        |
| 11 sugar                        | 2.93           | 4.36   | 4.46    | 5.38    | 6.66    | 7.51    | 8.19    | 9.02    | 9.60    | 11.16   | 15.43   | 12.29    | 7.95                      | 896                        | 937        |
| 12 salt                         | 0.54           | 0.64   | 0.69    | 0.67    | 0.72    | 0.77    | 0.84    | 0.84    | 0.98    | 0.92    | 1.02    | 0.94     | 0.80                      | 906                        | 949        |
| 13 spices                       | 2.52           | 2.93   | 3.84    | 4.23    | 4.79    | 5.85    | 6.56    | 6.50    | 7.83    | 8.01    | 9.26    | 9.76     | 5.99                      | 885                        | 934        |
| 14 beverages, refreshments etc. | 3.56           | 5.18   | 7.24    | 11.68   | 19.20   | 13.26   | 21.10   | 27.37   | 39.24   | 55.32   | 90.09   | 154.97   | 32.24                     | 960                        | 997        |
| 15 food ; total (1-14)          | 95.24          | 118.87 | 141.98  | 153.82  | 182.33  | 195.56  | 223.51  | 248.56  | 284.75  | 343.33  | 418.34  | 466.61   | 232.60                    | 1000                       | 1037       |
| 16 pan tobacco & intoxicants    | 6.28           | 5.71   | 7.09    | 6.75    | 7.48    | 10.23   | 10.90   | 13.44   | 9.87    | 10.69   | 32.93   | 24.85    | 11.13                     | 761                        | 786        |
| 17 fuel & light                 | 15.52          | 20.08  | 21.23   | 24.28   | 28.34   | 29.37   | 30.20   | 33.35   | 36.01   | 39.00   | 36.48   | 42.37    | 29.92                     | 962                        | 1004       |
| 18 clothing                     | 0.29           | 5.50   | 4.05    | 10.73   | 7.73    | 13.25   | 16.61   | 11.89   | 21.23   | 43.73   | 51.22   | 105.62   | 21.13                     | 299                        | 331        |
| 19 footwear                     | 0.10           | 0.62   | 0.18    | 0.41    | 1.31    | 0.45    | 3.00    | 4.83    | 4.11    | 3.73    | 5.21    | 18.13    | 3.02                      | 147                        | 164        |
| 20 misc. goods & services       | 11.85          | 14.80  | 23.78   | 34.86   | 42.47   | 60.77   | 69.41   | 94.41   | 124.27  | 173.80  | 233.08  | 395.69   | 95.38                     | 999                        | 1036       |
| 21 durable goods                | 0.05           | 0.39   | 1.16    | 1.36    | 2.77    | 3.15    | 4.08    | 6.39    | 17.18   | 7.08    | 8.27    | 90.56    | 9.34                      | 327                        | 346        |
| 22 non-food ; total (16-21)     | 34.08          | 47.10  | 57.50   | 78.39   | 90.10   | 117.21  | 134.21  | 164.32  | 212.67  | 278.04  | 367.19  | 677.22   | 169.94                    | 1000                       | 1037       |
| 23 total expenditure(15 + 22)   | 129.32         | 165.97 | 199.47  | 232.21  | 272.42  | 312.77  | 357.72  | 412.88  | 497.42  | 621.37  | 785.53  | 1143.83  | 402.54                    | 1000                       | 1037       |

Table 8: Value (Rs) of consumption of broad groups of food &amp; non-food items per person for a period of 30 days for each fractile group

| Item                            | fractile group |        |         |         |         |         |         |         |         |         |         |          |                           | Urban                      |            |
|---------------------------------|----------------|--------|---------|---------|---------|---------|---------|---------|---------|---------|---------|----------|---------------------------|----------------------------|------------|
|                                 | 0 - 5          | 5 - 10 | 10 - 20 | 20 - 30 | 30 - 40 | 40 - 50 | 50 - 60 | 60 - 70 | 70 - 80 | 80 - 90 | 90 - 95 | 95 - 100 | all                       | hhs. reporting consumption |            |
|                                 | (2)            | (3)    | (4)     | (5)     | (6)     | (7)     | (8)     | (9)     | (10)    | (11)    | (12)    | (13)     | (14)                      | estd. no. per 1000         | sample no. |
| (1)                             | (2)            | (3)    | (4)     | (5)     | (6)     | (7)     | (8)     | (9)     | (10)    | (11)    | (12)    | (13)     | (14)                      | (15)                       | (16)       |
| <b>Punjab</b>                   |                |        |         |         |         |         |         |         |         |         |         |          | no. of sample blocks: 196 |                            |            |
| 1 cereals                       | 36.58          | 36.85  | 40.63   | 41.12   | 43.40   | 44.68   | 46.38   | 47.48   | 49.74   | 51.87   | 57.15   | 56.64    | 45.90                     | 981                        | 1903       |
| 2 gram                          | 0.40           | 0.97   | 1.24    | 1.26    | 1.67    | 1.78    | 1.77    | 2.15    | 2.43    | 2.57    | 2.87    | 3.13     | 1.86                      | 512                        | 1034       |
| 3 cereal substitute             | -              | -      | -       | -       | -       | -       | -       | -       | -       | -       | -       | -        | -                         | 0                          | 0          |
| 4 pulses & products             | 8.62           | 10.95  | 11.81   | 13.00   | 12.89   | 14.56   | 15.37   | 15.14   | 18.95   | 20.20   | 19.86   | 19.12    | 15.13                     | 981                        | 1903       |
| 5 milk & milk products          | 25.25          | 33.71  | 46.08   | 57.36   | 60.85   | 73.92   | 80.33   | 93.74   | 101.05  | 121.37  | 138.99  | 159.41   | 81.40                     | 965                        | 1874       |
| 6 edible oil                    | 11.93          | 15.22  | 17.27   | 20.12   | 21.14   | 21.61   | 25.12   | 24.06   | 26.41   | 28.22   | 29.25   | 30.18    | 22.73                     | 972                        | 1877       |
| 7 meat, egg & fish              | 1.64           | 1.62   | 2.49    | 1.61    | 2.18    | 2.78    | 4.26    | 5.27    | 5.79    | 5.67    | 13.30   | 19.87    | 4.83                      | 272                        | 517        |
| 8 vegetables                    | 12.85          | 17.24  | 18.63   | 20.35   | 23.81   | 24.15   | 28.16   | 29.06   | 34.24   | 36.89   | 42.14   | 43.68    | 27.34                     | 984                        | 1911       |
| 9 fruits (fresh)                | 2.08           | 3.10   | 4.03    | 6.32    | 6.39    | 8.40    | 10.27   | 13.36   | 15.36   | 16.89   | 27.44   | 30.83    | 11.29                     | 795                        | 1604       |
| 10 fruits (dry)                 | 0.10           | 0.28   | 0.27    | 0.59    | 0.84    | 1.61    | 1.25    | 1.74    | 3.19    | 3.07    | 5.89    | 8.68     | 2.01                      | 243                        | 475        |
| 11 sugar                        | 13.78          | 15.31  | 16.01   | 18.37   | 18.53   | 21.27   | 21.11   | 21.22   | 22.70   | 24.09   | 23.57   | 25.67    | 20.25                     | 976                        | 1900       |
| 12 salt                         | 0.51           | 0.56   | 0.57    | 0.61    | 0.62    | 0.66    | 0.71    | 0.73    | 0.78    | 0.79    | 0.83    | 0.82     | 0.68                      | 981                        | 1905       |
| 13 spices                       | 4.71           | 6.28   | 6.51    | 6.24    | 7.72    | 7.95    | 9.41    | 8.84    | 9.80    | 10.62   | 11.67   | 12.04    | 8.45                      | 982                        | 1904       |
| 14 beverages, refreshments etc. | 8.97           | 11.35  | 14.51   | 16.03   | 17.69   | 22.80   | 26.73   | 32.62   | 35.19   | 42.51   | 61.83   | 79.31    | 28.91                     | 995                        | 1938       |
| 15 food ; total (1-14)          | 127.42         | 153.45 | 180.07  | 202.98  | 217.73  | 246.16  | 270.87  | 295.41  | 325.62  | 364.75  | 434.79  | 489.37   | 270.77                    | 1000                       | 1947       |
| 16 pan tobacco & intoxicants    | 5.48           | 5.04   | 6.50    | 4.99    | 6.88    | 10.55   | 10.35   | 9.56    | 10.45   | 16.82   | 20.21   | 24.02    | 10.36                     | 408                        | 715        |
| 17 fuel & light                 | 18.60          | 22.10  | 28.72   | 29.95   | 31.79   | 35.81   | 38.25   | 44.57   | 47.29   | 51.97   | 59.93   | 63.77    | 39.08                     | 992                        | 1925       |
| 18 clothing                     | 0.91           | 3.12   | 1.42    | 4.08    | 7.77    | 10.08   | 12.87   | 13.15   | 26.16   | 34.79   | 58.61   | 110.60   | 19.72                     | 225                        | 497        |
| 19 footwear                     | 1.54           | 3.75   | 2.32    | 5.92    | 6.35    | 5.19    | 6.45    | 9.01    | 14.36   | 14.49   | 16.75   | 33.09    | 9.17                      | 289                        | 607        |
| 20 misc. goods & services       | 32.62          | 43.40  | 52.10   | 67.29   | 82.03   | 92.64   | 117.75  | 153.79  | 180.05  | 231.17  | 305.74  | 579.39   | 145.86                    | 998                        | 1942       |
| 21 durable goods                | 0.65           | 2.60   | 2.29    | 3.21    | 5.40    | 5.86    | 9.83    | 9.18    | 12.94   | 33.84   | 30.39   | 116.37   | 15.77                     | 455                        | 958        |
| 22 non-food ; total (16-21)     | 59.81          | 80.01  | 93.35   | 115.43  | 140.23  | 160.12  | 195.49  | 239.25  | 291.25  | 383.08  | 491.63  | 927.25   | 239.96                    | 999                        | 1946       |
| 23 total expenditure(15 + 22)   | 187.23         | 233.46 | 273.42  | 318.41  | 357.96  | 406.29  | 466.36  | 534.66  | 616.86  | 747.83  | 926.43  | 1416.62  | 510.73                    | 1000                       | 1947       |
| <b>Rajasthan</b>                |                |        |         |         |         |         |         |         |         |         |         |          | no. of sample blocks: 184 |                            |            |
| 1 cereals                       | 39.55          | 46.38  | 49.99   | 51.38   | 53.01   | 55.16   | 57.69   | 56.87   | 56.65   | 59.16   | 57.12   | 56.93    | 54.00                     | 969                        | 1753       |
| 2 gram                          | 0.16           | 0.06   | 0.13    | 0.09    | 0.13    | 0.11    | 0.30    | 0.18    | 0.33    | 0.28    | 0.75    | 0.47     | 0.22                      | 43                         | 93         |
| 3 cereal substitute             | -              | -      | 0.01    | -       | -       | 0.00    | -       | 0.01    | 0.00    | 0.01    | -       | 0.09     | 0.01                      | 3                          | 10         |
| 4 pulses & products             | 4.45           | 7.32   | 7.58    | 8.04    | 9.86    | 10.20   | 11.09   | 11.35   | 13.79   | 14.02   | 16.22   | 15.39    | 10.77                     | 961                        | 1742       |
| 5 milk & milk products          | 15.47          | 23.85  | 28.96   | 43.61   | 51.89   | 67.71   | 70.14   | 82.82   | 95.88   | 114.68  | 133.33  | 154.05   | 71.98                     | 968                        | 1752       |
| 6 edible oil                    | 7.45           | 11.23  | 12.99   | 15.22   | 16.64   | 16.69   | 18.62   | 19.85   | 26.19   | 24.37   | 24.49   | 29.08    | 18.69                     | 955                        | 1736       |
| 7 meat, egg & fish              | 2.45           | 2.79   | 4.48    | 6.14    | 3.34    | 3.97    | 6.16    | 5.11    | 7.22    | 6.45    | 9.23    | 8.63     | 5.45                      | 281                        | 493        |
| 8 vegetables                    | 7.70           | 11.35  | 13.02   | 15.83   | 18.41   | 20.67   | 23.98   | 26.94   | 29.01   | 33.38   | 32.85   | 41.64    | 22.82                     | 966                        | 1752       |
| 9 fruits (fresh)                | 0.51           | 1.21   | 1.57    | 2.69    | 3.92    | 4.04    | 6.41    | 6.33    | 10.17   | 12.34   | 17.95   | 24.45    | 6.97                      | 664                        | 1275       |
| 10 fruits (dry)                 | 0.13           | 0.42   | 0.34    | 0.37    | 0.59    | 0.42    | 0.83    | 1.23    | 1.52    | 3.22    | 9.27    | 12.59    | 1.98                      | 170                        | 330        |
| 11 sugar                        | 8.06           | 9.70   | 10.95   | 12.18   | 12.85   | 14.29   | 14.73   | 15.60   | 18.40   | 18.65   | 19.92   | 19.48    | 14.63                     | 960                        | 1744       |
| 12 salt                         | 0.37           | 0.43   | 0.45    | 0.49    | 0.52    | 0.53    | 0.58    | 0.61    | 0.61    | 0.67    | 0.75    | 0.73     | 0.56                      | 964                        | 1748       |
| 13 spices                       | 4.41           | 5.32   | 6.54    | 6.63    | 6.70    | 7.65    | 8.15    | 8.65    | 8.71    | 9.54    | 11.47   | 11.99    | 7.92                      | 964                        | 1747       |
| 14 beverages, refreshments etc. | 7.62           | 7.39   | 9.06    | 11.21   | 16.37   | 18.97   | 22.29   | 22.60   | 25.13   | 37.79   | 47.77   | 102.36   | 24.65                     | 981                        | 1770       |
| 15 food ; total (1-14)          | 98.32          | 127.44 | 146.07  | 173.87  | 194.24  | 220.43  | 240.97  | 258.16  | 293.61  | 334.54  | 381.12  | 477.86   | 240.65                    | 998                        | 1796       |
| 16 pan tobacco & intoxicants    | 6.40           | 6.80   | 8.13    | 9.23    | 8.76    | 10.00   | 10.39   | 12.80   | 17.72   | 20.46   | 22.50   | 29.88    | 13.04                     | 579                        | 1007       |
| 17 fuel & light                 | 18.23          | 19.99  | 20.81   | 25.06   | 26.34   | 27.95   | 28.85   | 28.58   | 35.28   | 36.10   | 39.58   | 41.93    | 28.90                     | 981                        | 1782       |
| 18 clothing                     | 0.41           | 1.43   | 3.47    | 4.23    | 3.32    | 3.47    | 8.87    | 14.50   | 17.07   | 27.07   | 46.87   | 89.07    | 15.14                     | 193                        | 360        |
| 19 footwear                     | 0.99           | 0.55   | 1.59    | 1.51    | 2.39    | 4.25    | 5.64    | 8.40    | 11.07   | 9.77    | 12.43   | 17.34    | 6.04                      | 242                        | 422        |
| 20 misc. goods & services       | 24.27          | 30.66  | 36.28   | 44.02   | 58.61   | 68.06   | 83.63   | 108.13  | 127.15  | 175.76  | 275.29  | 462.21   | 110.03                    | 994                        | 1796       |
| 21 durable goods                | 0.50           | 1.38   | 1.45    | 0.91    | 2.39    | 2.04    | 1.50    | 4.51    | 9.24    | 17.50   | 28.57   | 107.97   | 10.94                     | 223                        | 347        |
| 22 non-food ; total (16-21)     | 50.81          | 60.82  | 71.73   | 84.96   | 101.80  | 115.75  | 138.89  | 176.92  | 217.53  | 286.65  | 425.24  | 748.40   | 184.08                    | 997                        | 1798       |
| 23 total expenditure(15 + 22)   | 149.13         | 188.26 | 217.79  | 258.83  | 296.04  | 336.18  | 379.86  | 435.08  | 511.14  | 621.19  | 806.37  | 1226.26  | 424.73                    | 1000                       | 1799       |

Table 8: Value (Rs) of consumption of broad groups of food &amp; non-food items per person for a period of 30 days for each fractile group

| Item                            | fractile group |        |         |         |         |         |         |         |         |         |         |          |                           | Urban                      |            |
|---------------------------------|----------------|--------|---------|---------|---------|---------|---------|---------|---------|---------|---------|----------|---------------------------|----------------------------|------------|
|                                 | 0 - 5          | 5 - 10 | 10 - 20 | 20 - 30 | 30 - 40 | 40 - 50 | 50 - 60 | 60 - 70 | 70 - 80 | 80 - 90 | 90 - 95 | 95 - 100 | all                       | hhs. reporting consumption |            |
|                                 | (2)            | (3)    | (4)     | (5)     | (6)     | (7)     | (8)     | (9)     | (10)    | (11)    | (12)    | (13)     | (14)                      | estd. no. per 1000         | sample no. |
| (1)                             | (2)            | (3)    | (4)     | (5)     | (6)     | (7)     | (8)     | (9)     | (10)    | (11)    | (12)    | (13)     | (14)                      | (15)                       | (16)       |
| <b>Tamil Nadu</b>               |                |        |         |         |         |         |         |         |         |         |         |          | no. of sample blocks: 407 |                            |            |
| 1 cereals                       | 37.16          | 51.55  | 57.65   | 63.90   | 66.86   | 74.00   | 74.55   | 78.75   | 77.46   | 86.54   | 86.52   | 97.40    | 71.62                     | 878                        | 3764       |
| 2 gram                          | 0.20           | 0.29   | 0.47    | 0.54    | 0.67    | 0.84    | 1.08    | 1.29    | 1.23    | 1.87    | 1.59    | 1.93     | 1.00                      | 306                        | 1349       |
| 3 cereal substitute             | 0.01           | 0.02   | 0.02    | 0.01    | 0.04    | 0.03    | 0.03    | 0.04    | 0.03    | 0.03    | 0.06    | 0.00     | 0.03                      | 19                         | 101        |
| 4 pulses & products             | 4.84           | 7.72   | 9.49    | 10.63   | 12.04   | 13.68   | 15.32   | 16.73   | 19.11   | 21.78   | 22.64   | 27.53    | 15.02                     | 875                        | 3744       |
| 5 milk & milk products          | 3.83           | 7.22   | 9.21    | 12.88   | 16.74   | 20.99   | 23.22   | 30.23   | 36.06   | 47.85   | 61.67   | 80.57    | 27.40                     | 702                        | 3041       |
| 6 edible oil                    | 5.13           | 8.07   | 9.39    | 10.97   | 12.20   | 13.63   | 15.30   | 17.40   | 19.23   | 22.72   | 28.07   | 31.78    | 15.74                     | 875                        | 3747       |
| 7 meat, egg & fish              | 4.35           | 7.97   | 9.47    | 11.29   | 13.48   | 16.51   | 20.64   | 20.60   | 23.91   | 27.23   | 26.80   | 43.39    | 18.45                     | 714                        | 3037       |
| 8 vegetables                    | 9.09           | 11.99  | 14.41   | 16.69   | 18.50   | 19.21   | 20.83   | 22.44   | 24.82   | 27.84   | 33.47   | 35.30    | 20.97                     | 877                        | 3755       |
| 9 fruits (fresh)                | 2.01           | 3.45   | 4.16    | 4.84    | 5.68    | 6.88    | 7.98    | 9.47    | 11.49   | 14.98   | 22.33   | 29.38    | 9.41                      | 905                        | 3818       |
| 10 fruits (dry)                 | 0.06           | 0.01   | 0.05    | 0.04    | 0.10    | 0.12    | 0.16    | 0.53    | 0.47    | 0.67    | 1.84    | 1.90     | 0.40                      | 105                        | 533        |
| 11 sugar                        | 2.02           | 3.33   | 3.69    | 4.70    | 5.41    | 6.05    | 7.11    | 8.29    | 9.15    | 10.31   | 12.75   | 13.70    | 7.06                      | 777                        | 3372       |
| 12 salt                         | 0.29           | 0.37   | 0.40    | 0.46    | 0.48    | 0.49    | 0.53    | 0.54    | 0.59    | 0.65    | 0.71    | 0.75     | 0.52                      | 875                        | 3750       |
| 13 spices                       | 6.14           | 8.08   | 9.19    | 10.08   | 10.99   | 11.33   | 11.93   | 12.14   | 13.76   | 14.15   | 15.38   | 16.65    | 11.67                     | 875                        | 3744       |
| 14 beverages, refreshments etc. | 9.69           | 15.56  | 19.80   | 20.72   | 23.20   | 25.03   | 31.98   | 36.98   | 45.28   | 56.70   | 89.99   | 164.56   | 40.02                     | 969                        | 3984       |
| 15 food ; total (1-14)          | 84.81          | 125.65 | 147.42  | 167.75  | 186.39  | 208.80  | 230.67  | 255.44  | 282.57  | 333.31  | 403.81  | 544.84   | 239.33                    | 980                        | 4026       |
| 16 pan tobacco & intoxicants    | 3.35           | 4.50   | 4.71    | 7.15    | 7.43    | 6.65    | 7.53    | 8.29    | 11.16   | 11.83   | 15.65   | 15.32    | 8.42                      | 437                        | 1802       |
| 17 fuel & light                 | 10.54          | 14.50  | 16.74   | 19.36   | 22.62   | 24.05   | 28.15   | 30.57   | 34.89   | 39.95   | 46.10   | 55.14    | 27.96                     | 977                        | 3979       |
| 18 clothing                     | 0.43           | 0.11   | 1.67    | 2.78    | 3.87    | 6.77    | 9.72    | 13.88   | 22.53   | 40.78   | 65.98   | 150.81   | 21.14                     | 164                        | 677        |
| 19 footwear                     | 0.04           | 0.09   | 0.41    | 0.39    | 0.29    | 0.64    | 1.07    | 1.54    | 1.87    | 3.84    | 9.04    | 12.94    | 2.12                      | 102                        | 450        |
| 20 misc. goods & services       | 20.20          | 31.24  | 38.75   | 46.29   | 58.20   | 67.35   | 83.30   | 104.40  | 132.77  | 201.81  | 292.26  | 641.73   | 122.84                    | 993                        | 4027       |
| 21 durable goods                | 0.12           | 0.55   | 0.57    | 1.13    | 0.89    | 1.91    | 1.63    | 3.37    | 6.19    | 9.03    | 27.88   | 248.49   | 16.49                     | 199                        | 868        |
| 22 non-food ; total (16-21)     | 34.67          | 50.99  | 62.85   | 77.10   | 93.30   | 107.37  | 131.39  | 162.06  | 209.42  | 307.24  | 456.91  | 1124.43  | 198.96                    | 998                        | 4037       |
| 23 total expenditure(15 + 22)   | 119.48         | 176.64 | 210.27  | 244.86  | 279.69  | 316.17  | 362.07  | 417.50  | 491.98  | 640.56  | 860.72  | 1669.27  | 438.29                    | 1000                       | 4042       |
| <b>Uttar Pradesh</b>            |                |        |         |         |         |         |         |         |         |         |         |          | no. of sample blocks: 448 |                            |            |
| 1 cereals                       | 41.00          | 45.52  | 52.39   | 51.38   | 54.74   | 55.80   | 54.78   | 55.83   | 57.61   | 59.43   | 60.43   | 69.02    | 55.00                     | 968                        | 4334       |
| 2 gram                          | 0.03           | 0.09   | 0.24    | 0.34    | 0.37    | 0.48    | 0.87    | 1.19    | 1.29    | 1.59    | 2.12    | 2.89     | 0.89                      | 210                        | 929        |
| 3 cereal substitute             | -              | 0.01   | -       | 0.01    | 0.00    | 0.01    | 0.01    | 0.09    | 0.05    | 0.09    | 0.02    | 0.12     | 0.03                      | 10                         | 34         |
| 4 pulses & products             | 5.69           | 7.82   | 10.10   | 11.21   | 13.36   | 14.00   | 14.06   | 15.53   | 16.97   | 18.80   | 20.08   | 22.48    | 14.21                     | 960                        | 4303       |
| 5 milk & milk products          | 7.58           | 13.39  | 16.87   | 22.46   | 28.49   | 35.84   | 44.32   | 53.49   | 70.28   | 85.15   | 108.50  | 147.93   | 49.58                     | 894                        | 4046       |
| 6 edible oil                    | 6.06           | 7.09   | 9.70    | 11.23   | 13.20   | 14.62   | 15.88   | 17.74   | 19.59   | 22.79   | 23.57   | 29.43    | 15.79                     | 963                        | 4318       |
| 7 meat, egg & fish              | 1.88           | 3.74   | 5.51    | 7.52    | 8.30    | 9.39    | 7.73    | 7.65    | 8.85    | 10.57   | 9.75    | 11.53    | 7.90                      | 425                        | 1986       |
| 8 vegetables                    | 9.90           | 10.25  | 14.05   | 15.61   | 18.72   | 19.75   | 21.87   | 23.79   | 27.31   | 33.28   | 38.53   | 49.33    | 22.84                     | 965                        | 4331       |
| 9 fruits (fresh)                | 0.99           | 2.06   | 2.19    | 2.90    | 3.80    | 5.12    | 6.48    | 7.96    | 9.52    | 13.22   | 21.78   | 30.02    | 7.87                      | 841                        | 3793       |
| 10 fruits (dry)                 | 0.12           | 0.33   | 0.18    | 0.96    | 0.81    | 1.73    | 1.27    | 1.58    | 2.58    | 3.40    | 4.39    | 14.06    | 2.20                      | 291                        | 1392       |
| 11 sugar                        | 4.86           | 6.17   | 6.81    | 8.52    | 10.56   | 11.61   | 11.76   | 13.36   | 14.82   | 15.80   | 16.99   | 19.88    | 11.72                     | 963                        | 4314       |
| 12 salt                         | 0.33           | 0.41   | 0.43    | 0.45    | 0.45    | 0.50    | 0.55    | 0.59    | 0.75    | 0.74    | 0.82    | 0.96     | 0.57                      | 965                        | 4327       |
| 13 spices                       | 4.63           | 5.10   | 5.54    | 6.63    | 7.01    | 7.57    | 7.76    | 8.70    | 9.39    | 10.25   | 11.46   | 14.12    | 8.05                      | 962                        | 4321       |
| 14 beverages, refreshments etc. | 3.26           | 4.94   | 6.04    | 9.08    | 10.76   | 12.96   | 17.41   | 20.93   | 23.91   | 35.40   | 55.38   | 85.67    | 21.12                     | 948                        | 4290       |
| 15 food ; total (1-14)          | 86.34          | 106.92 | 130.04  | 148.29  | 170.55  | 189.35  | 204.74  | 228.40  | 262.92  | 310.50  | 373.84  | 497.45   | 217.77                    | 1000                       | 4450       |
| 16 pan tobacco & intoxicants    | 3.27           | 3.66   | 4.90    | 5.91    | 7.96    | 8.86    | 9.34    | 11.21   | 9.71    | 14.94   | 11.44   | 17.02    | 9.06                      | 621                        | 2751       |
| 17 fuel & light                 | 13.31          | 15.31  | 17.27   | 20.78   | 22.93   | 25.64   | 26.32   | 28.39   | 33.12   | 36.05   | 44.45   | 56.93    | 27.56                     | 991                        | 4414       |
| 18 clothing                     | 0.11           | 3.14   | 2.37    | 4.73    | 6.52    | 8.20    | 12.63   | 17.13   | 23.41   | 37.15   | 46.71   | 147.80   | 21.11                     | 267                        | 1173       |
| 19 footwear                     | 0.26           | 0.74   | 1.56    | 1.42    | 1.00    | 2.14    | 2.08    | 3.69    | 5.72    | 6.87    | 19.43   | 23.45    | 4.65                      | 213                        | 1002       |
| 20 misc. goods & services       | 16.96          | 24.76  | 29.50   | 39.78   | 48.13   | 57.60   | 76.09   | 92.61   | 120.92  | 167.06  | 242.08  | 430.42   | 98.93                     | 996                        | 4443       |
| 21 durable goods                | 0.22           | 0.55   | 0.73    | 1.49    | 1.37    | 1.59    | 3.22    | 5.08    | 5.88    | 7.81    | 23.56   | 119.23   | 9.90                      | 346                        | 1694       |
| 22 non-food ; total (16-21)     | 34.13          | 48.16  | 56.33   | 74.11   | 87.91   | 104.03  | 129.67  | 158.11  | 198.75  | 269.89  | 387.68  | 794.84   | 171.20                    | 998                        | 4447       |
| 23 total expenditure(15 + 22)   | 120.46         | 155.08 | 186.37  | 222.40  | 258.46  | 293.38  | 334.40  | 386.51  | 461.67  | 580.38  | 761.52  | 1292.29  | 388.97                    | 1000                       | 4451       |



Table 8: Value (Rs) of consumption of broad groups of food &amp; non-food items per person for a period of 30 days for each fractile group

| item                            | fractile group |        |         |         |         |         |         |         |         |         |         |          |                           | Urban                      |               |
|---------------------------------|----------------|--------|---------|---------|---------|---------|---------|---------|---------|---------|---------|----------|---------------------------|----------------------------|---------------|
|                                 | 0 - 5          | 5 - 10 | 10 - 20 | 20 - 30 | 30 - 40 | 40 - 50 | 50 - 60 | 60 - 70 | 70 - 80 | 80 - 90 | 90 - 95 | 95 - 100 | all                       | hhs. reporting consumption |               |
|                                 | (2)            | (3)    | (4)     | (5)     | (6)     | (7)     | (8)     | (9)     | (10)    | (11)    | (12)    | (13)     | (14)                      | estd. no.<br>per 1000      | sample<br>no. |
| (1)                             | (2)            | (3)    | (4)     | (5)     | (6)     | (7)     | (8)     | (9)     | (10)    | (11)    | (12)    | (13)     | (14)                      | (15)                       | (16)          |
| <b>West Bengal</b>              |                |        |         |         |         |         |         |         |         |         |         |          | no. of sample blocks: 335 |                            |               |
| 1 cereals                       | 60.99          | 73.89  | 78.99   | 80.60   | 80.78   | 82.51   | 82.77   | 82.58   | 81.15   | 81.87   | 88.98   | 92.24    | 80.94                     | 928                        | 3112          |
| 2 gram                          | 0.24           | 0.29   | 0.19    | 0.21    | 0.19    | 0.55    | 0.80    | 0.79    | 0.58    | 0.60    | 0.92    | 0.61     | 0.49                      | 118                        | 409           |
| 3 cereal substitute             | 0.04           | 0.01   | 0.08    | 0.04    | 0.09    | 0.04    | 0.08    | 0.08    | 0.05    | 0.07    | 0.02    | 0.03     | 0.06                      | 24                         | 75            |
| 4 pulses & products             | 3.62           | 4.87   | 5.92    | 7.15    | 7.82    | 8.95    | 9.66    | 9.80    | 10.96   | 11.85   | 14.03   | 14.26    | 9.05                      | 881                        | 2994          |
| 5 milk & milk products          | 2.38           | 4.75   | 7.20    | 11.86   | 16.38   | 19.65   | 26.26   | 28.53   | 41.22   | 52.29   | 62.44   | 85.74    | 28.12                     | 729                        | 2514          |
| 6 edible oil                    | 6.75           | 9.12   | 10.83   | 12.35   | 13.70   | 15.90   | 18.18   | 18.27   | 22.70   | 24.87   | 30.74   | 36.05    | 17.82                     | 886                        | 3007          |
| 7 meat, egg & fish              | 6.34           | 10.58  | 13.91   | 18.12   | 21.95   | 27.72   | 31.45   | 37.41   | 50.22   | 56.74   | 72.23   | 97.96    | 35.12                     | 833                        | 2824          |
| 8 vegetables                    | 13.17          | 16.50  | 20.25   | 23.05   | 25.14   | 29.27   | 32.62   | 31.12   | 35.36   | 39.48   | 47.23   | 54.03    | 30.18                     | 896                        | 3031          |
| 9 fruits (fresh)                | 0.89           | 1.56   | 2.08    | 2.67    | 3.48    | 4.82    | 6.30    | 7.67    | 11.41   | 16.55   | 21.78   | 30.59    | 8.24                      | 783                        | 2624          |
| 10 fruits (dry)                 | 0.00           | 0.02   | 0.04    | 0.09    | 0.07    | 0.14    | 0.11    | 0.14    | 0.48    | 1.12    | 2.34    | 4.05     | 0.54                      | 96                         | 380           |
| 11 sugar                        | 2.99           | 3.34   | 4.07    | 5.13    | 5.41    | 6.53    | 7.32    | 7.93    | 8.73    | 10.18   | 12.72   | 14.34    | 7.20                      | 891                        | 3006          |
| 12 salt                         | 0.51           | 0.65   | 0.60    | 0.71    | 0.73    | 0.82    | 0.90    | 0.90    | 1.06    | 1.12    | 1.17    | 1.25     | 0.86                      | 891                        | 3016          |
| 13 spices                       | 3.44           | 4.10   | 4.85    | 5.72    | 6.63    | 7.09    | 7.81    | 8.12    | 9.25    | 11.73   | 14.12   | 16.32    | 8.02                      | 886                        | 3007          |
| 14 beverages, refreshments etc. | 5.50           | 7.03   | 9.44    | 11.25   | 16.26   | 18.58   | 28.27   | 44.46   | 59.80   | 82.25   | 92.11   | 125.07   | 38.54                     | 994                        | 3314          |
| 15 food ; total (1-14)          | 106.88         | 136.70 | 158.45  | 178.95  | 198.63  | 222.57  | 252.52  | 277.81  | 332.97  | 390.72  | 460.82  | 572.55   | 265.19                    | 999                        | 3337          |
| 16 pan tobacco & intoxicants    | 4.50           | 5.68   | 6.69    | 7.83    | 8.36    | 10.62   | 9.43    | 15.03   | 17.49   | 24.84   | 31.91   | 39.65    | 14.12                     | 763                        | 2536          |
| 17 fuel & light                 | 13.14          | 16.88  | 20.59   | 23.17   | 26.21   | 31.21   | 33.03   | 35.70   | 43.15   | 51.14   | 60.34   | 70.70    | 34.48                     | 970                        | 3246          |
| 18 clothing                     | 1.07           | 2.51   | 3.19    | 5.52    | 7.34    | 12.45   | 16.99   | 23.14   | 31.05   | 30.78   | 59.06   | 135.91   | 23.00                     | 295                        | 1019          |
| 19 footwear                     | -              | 0.28   | 0.56    | 0.95    | 1.58    | 1.29    | 2.39    | 5.41    | 3.64    | 6.60    | 11.64   | 33.70    | 4.53                      | 161                        | 539           |
| 20 misc. goods & services       | 16.53          | 20.85  | 30.31   | 39.15   | 54.29   | 64.56   | 80.31   | 113.99  | 149.77  | 226.91  | 321.41  | 579.70   | 122.94                    | 999                        | 3337          |
| 21 durable goods                | 0.54           | 1.83   | 0.58    | 1.00    | 3.50    | 1.42    | 3.50    | 3.98    | 5.33    | 8.44    | 10.62   | 130.18   | 9.94                      | 200                        | 717           |
| 22 non-food ; total (16-21)     | 35.78          | 48.03  | 61.92   | 77.63   | 101.27  | 121.54  | 145.64  | 197.25  | 250.42  | 348.70  | 494.98  | 989.85   | 209.00                    | 1000                       | 3338          |
| 23 total expenditure(15 + 22)   | 142.66         | 184.73 | 220.37  | 256.58  | 299.90  | 344.12  | 398.15  | 475.06  | 583.39  | 739.42  | 955.79  | 1562.39  | 474.19                    | 1000                       | 3338          |

**Table (9): Per 1000 distribution of households by adjusted (considering annual expenditure) monthly per capita expenditure class for each unadjusted monthly per capita expenditure class**

| monthly per capita expenditure class (Rs) | <120 | adjusted monthly per capita expenditure class (Rs) |         |         |         |         |         |         |         |         |         |             |        |                        | Rural      |        |
|---|------|--|---------|---------|---------|---------|---------|---------|---------|---------|---------|-------------|--------|------------------------|------------|--------|
|   |      | 120-140  | 140-165 | 165-190 | 190-210 | 210-235 | 235-265 | 265-300 | 300-355 | 355-455 | 455-560 | 560 or more | all    | av. MPCE (Rs) (unadj.) | estd. (00) | sample |
|   |      | (3)  | (4)     | (5)     | (6)     | (7)     | (8)     | (9)     | (10)    | (11)    | (12)    | (13)        | (14)   | (15)                   | (16)       | (17)   |
| <b>Andhra Pradesh</b>                     |      | no. of sample villages:                            |         |         |         |         |         |         |         |         |         |             | 492    |                        |            |        |
| < 120                                     | 714  | 250  | 36      | 0       | 0       | 0       | 0       | 0       | 0       | 0       | 0       | 0           | 1000   | 98                     | 3324       | 133    |
| 120-140                                   | 47   | 540  | 382     | 31      | 0       | 0       | 0       | 0       | 0       | 0       | 0       | 0           | 1000   | 130                    | 3837       | 153    |
| 140-165                                   | 11   | 79   | 522     | 339     | 35      | 10      | 5       | 0       | 0       | 0       | 0       | 0           | 1000   | 153                    | 7705       | 314    |
| 165-190                                   | 0    | 15   | 110     | 483     | 293     | 82      | 7       | 8       | 3       | 0       | 0       | 0           | 1000   | 178                    | 11508      | 487    |
| 190-210                                   | 5    | 12   | 34      | 139     | 388     | 317     | 86      | 17      | 2       | 0       | 0       | 0           | 1000   | 201                    | 9604       | 401    |
| 210-235                                   | 0    | 9  | 20      | 65      | 109     | 411     | 331     | 37      | 9       | 7       | 0       | 2           | 1000   | 222                    | 11357      | 460    |
| 235-265                                   | 0    | 0  | 8       | 31      | 38      | 142     | 407     | 318     | 45      | 8       | 2       | 0           | 1000   | 250                    | 12723      | 552    |
| 265-300                                   | 0    | 5  | 10      | 21      | 30      | 67      | 154     | 402     | 289     | 15      | 4       | 2           | 1000   | 281                    | 11950      | 525    |
| 300-355                                   | 0    | 0  | 2       | 12      | 43      | 48      | 65      | 163     | 459     | 195     | 8       | 7           | 1000   | 325                    | 12883      | 570    |
| 355-455                                   | 0    | 0  | 0       | 2       | 10      | 32      | 56      | 127     | 231     | 415     | 103     | 24          | 1000   | 399                    | 10650      | 526    |
| 455-560                                   | 0    | 0  | 0       | 4       | 4       | 10      | 16      | 75      | 216     | 339     | 247     | 89          | 1000   | 497                    | 7363       | 312    |
| 560 & above                               | 0    | 0  | 0       | 3       | 15      | 0       | 17      | 22      | 28      | 184     | 165     | 568         | 1000   | 920                    | 7378       | 475    |
| all                                       | 24   | 36   | 70      | 102     | 93      | 112     | 122     | 124     | 130     | 101     | 39      | 48          | 1000   | 289                    | 110281     | 4908   |
| estd. hhs. (00)                           | 2683 | 3959   | 7671    | 11228   | 10239   | 12375   | 13406   | 13673   | 14348   | 11145   | 4310    | 5245        | 110281 | X                      | X          | X      |
| sample hhs.                               | 105  | 161  | 311     | 474     | 400     | 504     | 560     | 580     | 601     | 563     | 265     | 384         | 4908   | X                      | X          | X      |
| <b>Assam</b>                              |      | no. of sample villages:                            |         |         |         |         |         |         |         |         |         |             | 320    |                        |            |        |
| < 120                                     | 655  | 345  | 0       | 0       | 0       | 0       | 0       | 0       | 0       | 0       | 0       | 0           | 1000   | 112                    | 297        | 22     |
| 120-140                                   | 75   | 359  | 551     | 15      | 0       | 0       | 0       | 0       | 0       | 0       | 0       | 0           | 1000   | 132                    | 678        | 62     |
| 140-165                                   | 40   | 11   | 412     | 521     | 11      | 0       | 4       | 0       | 0       | 0       | 0       | 0           | 1000   | 154                    | 1789       | 160    |
| 165-190                                   | 0    | 3  | 29      | 465     | 428     | 58      | 17      | 0       | 0       | 0       | 0       | 0           | 1000   | 178                    | 3712       | 290    |
| 190-210                                   | 0    | 0  | 2       | 79      | 364     | 492     | 49      | 14      | 0       | 0       | 0       | 0           | 1000   | 200                    | 3521       | 298    |
| 210-235                                   | 0    | 2  | 3       | 28      | 50      | 388     | 460     | 67      | 3       | 0       | 0       | 0           | 1000   | 221                    | 5085       | 429    |
| 235-265                                   | 0    | 0  | 0       | 4       | 12      | 81      | 411     | 397     | 81      | 14      | 0       | 0           | 1000   | 251                    | 5420       | 464    |
| 265-300                                   | 0    | 0  | 0       | 0       | 9       | 7       | 111     | 419     | 412     | 42      | 0       | 0           | 1000   | 282                    | 4939       | 425    |
| 300-355                                   | 0    | 0  | 0       | 0       | 2       | 2       | 24      | 106     | 540     | 323     | 3       | 0           | 1000   | 323                    | 5042       | 485    |
| 355-455                                   | 0    | 0  | 0       | 0       | 0       | 0       | 4       | 18      | 180     | 621     | 175     | 3           | 1000   | 394                    | 3592       | 374    |
| 455-560                                   | 0    | 0  | 0       | 0       | 0       | 0       | 0       | 0       | 26      | 300     | 399     | 275         | 1000   | 496                    | 976        | 123    |
| 560 & above                               | 0    | 0  | 0       | 0       | 0       | 0       | 0       | 0       | 31      | 121     | 285     | 563         | 1000   | 705                    | 462        | 67     |
| all                                       | 9    | 11   | 35      | 88      | 92      | 124     | 154     | 147     | 166     | 127     | 33      | 15          | 1000   | 258                    | 35512      | 3199   |
| estd. hhs. (00)                           | 318  | 387  | 1237    | 3114    | 3262    | 4406    | 5485    | 5208    | 5900    | 4492    | 1165    | 538         | 35512  | X                      | X          | X      |
| sample hhs.                               | 21   | 35   | 115     | 262     | 258     | 386     | 456     | 471     | 525     | 457     | 143     | 70          | 3199   | X                      | X          | X      |

**Table (9): Per 1000 distribution of households by adjusted (considering annual expenditure) monthly per capita expenditure class for each unadjusted monthly per capita expenditure class**

| monthly per capita expenditure class (Rs) | <120 | adjusted monthly per capita expenditure class (Rs) |         |         |         |         |         |         |         |         |         |             |        |                        | Rural      |        |
|---|------|--|---------|---------|---------|---------|---------|---------|---------|---------|---------|-------------|--------|------------------------|------------|--------|
|   |      | 120-140  | 140-165 | 165-190 | 190-210 | 210-235 | 235-265 | 265-300 | 300-355 | 355-455 | 455-560 | 560 or more | all    | av. MPCE (Rs) (unadj.) | estd. (00) | sample |
|   |      | (3)  | (4)     | (5)     | (6)     | (7)     | (8)     | (9)     | (10)    | (11)    | (12)    | (13)        | (14)   | (15)                   | (16)       | (17)   |
| <b>Bihar</b>                              |      | no. of sample villages:                            |         |         |         |         |         |         |         |         |         |             |        |                        | 699        |        |
| < 120                                     | 719  | 257  | 24      | 0       | 0       | 0       | 0       | 0       | 0       | 0       | 0       | 0           | 1000   | 101                    | 8267       | 447    |
| 120-140                                   | 43   | 517  | 416     | 19      | 4       | 0       | 0       | 0       | 0       | 0       | 0       | 0           | 1000   | 131                    | 9681       | 505    |
| 140-165                                   | 4    | 47   | 503     | 409     | 31      | 4       | 1       | 0       | 0       | 0       | 0       | 0           | 1000   | 153                    | 16738      | 886    |
| 165-190                                   | 3    | 10   | 76      | 505     | 349     | 52      | 5       | 0       | 0       | 0       | 0       | 0           | 1000   | 177                    | 17341      | 921    |
| 190-210                                   | 5    | 7  | 16      | 137     | 353     | 407     | 68      | 9       | 0       | 0       | 0       | 0           | 1000   | 200                    | 12265      | 669    |
| 210-235                                   | 0    | 0  | 7       | 47      | 136     | 362     | 388     | 49      | 10      | 0       | 0       | 0           | 1000   | 222                    | 13402      | 745    |
| 235-265                                   | 0    | 0  | 6       | 28      | 45      | 129     | 416     | 340     | 35      | 1       | 0       | 0           | 1000   | 249                    | 13179      | 746    |
| 265-300                                   | 0    | 0  | 6       | 12      | 42      | 62      | 134     | 383     | 349     | 11      | 0       | 0           | 1000   | 281                    | 10657      | 616    |
| 300-355                                   | 0    | 2  | 3       | 1       | 26      | 33      | 64      | 155     | 547     | 169     | 1       | 0           | 1000   | 322                    | 10626      | 623    |
| 355-455                                   | 0    | 0  | 0       | 0       | 16      | 11      | 33      | 99      | 187     | 555     | 94      | 5           | 1000   | 394                    | 6517       | 450    |
| 455-560                                   | 0    | 0  | 7       | 0       | 0       | 0       | 18      | 24      | 119     | 203     | 549     | 80          | 1000   | 499                    | 2667       | 200    |
| 560 & above                               | 0    | 0  | 10      | 0       | 0       | 0       | 6       | 34      | 51      | 123     | 224     | 552         | 1000   | 773                    | 2172       | 171    |
| all                                       | 53   | 66   | 117     | 151     | 115     | 110     | 113     | 95      | 95      | 51      | 21      | 12          | 1000   | 218                    | 123511     | 6979   |
| estd. hhs. (00)                           | 6536 | 8194   | 14469   | 18612   | 14199   | 13587   | 14008   | 11762   | 11776   | 6340    | 2579    | 1448        | 123511 | X                      | X          | X      |
| sample hhs.                               | 350  | 433  | 757     | 975     | 744     | 755     | 800     | 687     | 695     | 442     | 205     | 136         | 6979   | X                      | X          | X      |
| <b>Gujarat</b>                            |      | no. of sample villages:                            |         |         |         |         |         |         |         |         |         |             |        |                        | 223        |        |
| < 120                                     | 706  | 179  | 115     | 0       | 0       | 0       | 0       | 0       | 0       | 0       | 0       | 0           | 1000   | 101                    | 620        | 24     |
| 120-140                                   | 37   | 219  | 693     | 50      | 0       | 0       | 0       | 0       | 0       | 0       | 0       | 0           | 1000   | 132                    | 986        | 37     |
| 140-165                                   | 8    | 32   | 458     | 462     | 15      | 14      | 0       | 0       | 0       | 11      | 0       | 0           | 1000   | 154                    | 2160       | 89     |
| 165-190                                   | 0    | 7  | 100     | 359     | 427     | 61      | 12      | 22      | 13      | 0       | 0       | 0           | 1000   | 178                    | 3750       | 137    |
| 190-210                                   | 0    | 14   | 31      | 81      | 373     | 402     | 86      | 0       | 14      | 0       | 0       | 0           | 1000   | 200                    | 3147       | 130    |
| 210-235                                   | 0    | 0  | 10      | 17      | 75      | 337     | 476     | 70      | 12      | 3       | 0       | 0           | 1000   | 222                    | 4780       | 195    |
| 235-265                                   | 0    | 0  | 6       | 3       | 14      | 90      | 331     | 471     | 68      | 17      | 0       | 0           | 1000   | 249                    | 5743       | 235    |
| 265-300                                   | 0    | 2  | 0       | 0       | 8       | 30      | 81      | 323     | 527     | 28      | 0       | 1           | 1000   | 281                    | 6286       | 257    |
| 300-355                                   | 0    | 0  | 0       | 2       | 8       | 12      | 19      | 74      | 503     | 372     | 6       | 3           | 1000   | 323                    | 7915       | 345    |
| 355-455                                   | 0    | 0  | 0       | 0       | 0       | 2       | 9       | 30      | 116     | 640     | 177     | 26          | 1000   | 396                    | 8989       | 387    |
| 455-560                                   | 0    | 0  | 0       | 0       | 0       | 14      | 0       | 10      | 36      | 206     | 544     | 191         | 1000   | 500                    | 3340       | 176    |
| 560 & above                               | 0    | 0  | 0       | 0       | 0       | 0       | 0       | 0       | 12      | 137     | 177     | 674         | 1000   | 784                    | 3842       | 207    |
| all                                       | 10   | 9  | 45      | 54      | 65      | 78      | 102     | 117     | 175     | 198     | 80      | 68          | 1000   | 303                    | 51559      | 2219   |
| estd. hhs. (00)                           | 491  | 477  | 2300    | 2761    | 3354    | 3997    | 5235    | 6044    | 9046    | 10225   | 4142    | 3487        | 51559  | X                      | X          | X      |
| sample hhs.                               | 20   | 20   | 87      | 99      | 131     | 171     | 210     | 252     | 369     | 441     | 209     | 210         | 2219   | X                      | X          | X      |

**Table (9): Per 1000 distribution of households by adjusted (considering annual expenditure) monthly per capita expenditure class for each unadjusted monthly per capita expenditure class**

| monthly per capita expenditure class (Rs) | <120 | adjusted monthly per capita expenditure class (Rs) |         |         |         |         |         |         |         |         |         |             |       |                        | Rural      |        |
|---|------|--|---------|---------|---------|---------|---------|---------|---------|---------|---------|-------------|-------|------------------------|------------|--------|
|   |      | 120-140  | 140-165 | 165-190 | 190-210 | 210-235 | 235-265 | 265-300 | 300-355 | 355-455 | 455-560 | 560 or more | all   | av. MPCE (Rs) (unadj.) | estd. (00) | sample |
|   |      | (3)  | (4)     | (5)     | (6)     | (7)     | (8)     | (9)     | (10)    | (11)    | (12)    | (13)        | (14)  | (15)                   | (16)       | (17)   |
| <b>Haryana</b>                            |      | no. of sample villages:                            |         |         |         |         |         |         |         |         |         |             | 104   |                        |            |        |
| < 120                                     | 657  | 74   | 269     | 0       | 0       | 0       | 0       | 0       | 0       | 0       | 0       | 0           | 1000  | 100                    | 263        | 11     |
| 120-140                                   | 112  | 133  | 685     | 70      | 0       | 0       | 0       | 0       | 0       | 0       | 0       | 0           | 1000  | 131                    | 256        | 10     |
| 140-165                                   | 0    | 103  | 264     | 543     | 89      | 0       | 0       | 0       | 0       | 0       | 0       | 0           | 1000  | 155                    | 848        | 33     |
| 165-190                                   | 0    | 15   | 49      | 271     | 529     | 135     | 0       | 0       | 0       | 0       | 0       | 0           | 1000  | 179                    | 1187       | 47     |
| 190-210                                   | 0    | 0  | 0       | 152     | 161     | 488     | 150     | 36      | 0       | 0       | 14      | 0           | 1000  | 199                    | 1321       | 54     |
| 210-235                                   | 0    | 0  | 14      | 54      | 127     | 217     | 375     | 176     | 23      | 15      | 0       | 0           | 1000  | 222                    | 1975       | 81     |
| 235-265                                   | 0    | 0  | 0       | 16      | 40      | 139     | 344     | 310     | 141     | 0       | 0       | 11          | 1000  | 249                    | 1837       | 72     |
| 265-300                                   | 0    | 0  | 12      | 20      | 0       | 108     | 128     | 313     | 384     | 36      | 0       | 0           | 1000  | 282                    | 2287       | 102    |
| 300-355                                   | 0    | 0  | 0       | 38      | 8       | 37      | 83      | 164     | 395     | 257     | 18      | 0           | 1000  | 325                    | 2885       | 126    |
| 355-455                                   | 0    | 0  | 0       | 8       | 0       | 7       | 8       | 34      | 170     | 558     | 190     | 26          | 1000  | 404                    | 3615       | 177    |
| 455-560                                   | 0    | 0  | 0       | 0       | 0       | 10      | 12      | 72      | 312     | 401     | 195     | 1000        | 503   | 2486                   | 124        |        |
| 560 & above                               | 0    | 0  | 0       | 0       | 0       | 5       | 13      | 40      | 104     | 174     | 664     | 1000        | 893   | 3972                   | 203        |        |
| all                                       | 9    | 7  | 25      | 58      | 55      | 81      | 95      | 103     | 143     | 177     | 107     | 141         | 1000  | 385                    | 22931      | 1040   |
| estd. hhs. (00)                           | 201  | 159  | 583     | 1320    | 1264    | 1867    | 2173    | 2358    | 3270    | 4058    | 2445    | 3234        | 22931 | X                      | X          | X      |
| sample hhs.                               | 8    | 6  | 23      | 50      | 51      | 77      | 91      | 95      | 147     | 192     | 132     | 168         | 1040  | X                      | X          | X      |
| <b>Karnataka</b>                          |      | no. of sample villages:                            |         |         |         |         |         |         |         |         |         |             | 263   |                        |            |        |
| < 120                                     | 590  | 346  | 64      | 0       | 0       | 0       | 0       | 0       | 0       | 0       | 0       | 0           | 1000  | 101                    | 2423       | 100    |
| 120-140                                   | 14   | 386  | 546     | 34      | 9       | 11      | 0       | 0       | 0       | 0       | 0       | 0           | 1000  | 130                    | 3021       | 117    |
| 140-165                                   | 13   | 14   | 393     | 473     | 85      | 9       | 0       | 13      | 0       | 0       | 0       | 0           | 1000  | 153                    | 4147       | 160    |
| 165-190                                   | 0    | 16   | 55      | 325     | 460     | 111     | 10      | 9       | 9       | 6       | 0       | 0           | 1000  | 178                    | 5951       | 239    |
| 190-210                                   | 0    | 4  | 22      | 74      | 234     | 480     | 145     | 23      | 8       | 4       | 0       | 5           | 1000  | 199                    | 5081       | 200    |
| 210-235                                   | 0    | 0  | 4       | 53      | 78      | 258     | 489     | 93      | 11      | 9       | 4       | 0           | 1000  | 222                    | 5498       | 232    |
| 235-265                                   | 0    | 0  | 13      | 9       | 55      | 108     | 330     | 402     | 65      | 16      | 1       | 0           | 1000  | 249                    | 6331       | 282    |
| 265-300                                   | 0    | 0  | 3       | 13      | 19      | 60      | 110     | 368     | 386     | 41      | 0       | 0           | 1000  | 281                    | 6080       | 273    |
| 300-355                                   | 0    | 0  | 0       | 0       | 26      | 34      | 30      | 108     | 471     | 309     | 17      | 4           | 1000  | 326                    | 6341       | 312    |
| 355-455                                   | 0    | 0  | 4       | 4       | 5       | 21      | 35      | 37      | 189     | 509     | 163     | 33          | 1000  | 396                    | 6740       | 332    |
| 455-560                                   | 0    | 0  | 0       | 6       | 0       | 8       | 13      | 35      | 58      | 231     | 440     | 209         | 1000  | 502                    | 2970       | 171    |
| 560 & above                               | 0    | 0  | 0       | 0       | 10      | 0       | 7       | 32      | 18      | 201     | 110     | 622         | 1000  | 824                    | 3143       | 199    |
| all                                       | 26   | 38   | 70      | 84      | 94      | 104     | 117     | 115     | 128     | 124     | 50      | 49          | 1000  | 269                    | 57725      | 2617   |
| estd. hhs. (00)                           | 1526 | 2173   | 4024    | 4851    | 5429    | 6018    | 6733    | 6659    | 7408    | 7168    | 2886    | 2850        | 57725 | X                      | X          | X      |
| sample hhs.                               | 63   | 86   | 157     | 197     | 210     | 249     | 288     | 300     | 351     | 360     | 166     | 190         | 2617  | X                      | X          | X      |

**Table (9): Per 1000 distribution of households by adjusted (considering annual expenditure) monthly per capita expenditure class for each unadjusted monthly per capita expenditure class**

| monthly per capita expenditure class (Rs) | <120 | adjusted monthly per capita expenditure class (Rs) |         |         |         |         |         |         |         |         |         |             |       |                        | Rural      |        |
|---|------|--|---------|---------|---------|---------|---------|---------|---------|---------|---------|-------------|-------|------------------------|------------|--------|
|   |      | 120-140  | 140-165 | 165-190 | 190-210 | 210-235 | 235-265 | 265-300 | 300-355 | 355-455 | 455-560 | 560 or more | all   | av. MPCE (Rs) (unadj.) | estd. (00) | sample |
|   |      | (3)  | (4)     | (5)     | (6)     | (7)     | (8)     | (9)     | (10)    | (11)    | (12)    | (13)        | (14)  | (15)                   | (16)       | (17)   |
| <b>Kerala</b>                             |      | no. of sample villages:                            |         |         |         |         |         |         |         |         |         |             | 256   |                        |            |        |
| < 120                                     | 725  | 193  | 82      | 0       | 0       | 0       | 0       | 0       | 0       | 0       | 0       | 0           | 1000  | 100                    | 358        | 22     |
| 120-140                                   | 218  | 588  | 148     | 0       | 0       | 35      | 0       | 0       | 11      | 0       | 0       | 0           | 1000  | 130                    | 547        | 33     |
| 140-165                                   | 0    | 59   | 532     | 395     | 0       | 0       | 0       | 0       | 0       | 0       | 14      | 0           | 1000  | 154                    | 1051       | 64     |
| 165-190                                   | 15   | 16   | 13      | 576     | 229     | 69      | 41      | 27      | 0       | 0       | 0       | 13          | 1000  | 178                    | 1486       | 89     |
| 190-210                                   | 0    | 0  | 22      | 161     | 375     | 363     | 64      | 14      | 0       | 0       | 0       | 0           | 1000  | 199                    | 1779       | 104    |
| 210-235                                   | 0    | 8  | 28      | 37      | 43      | 458     | 359     | 40      | 7       | 7       | 0       | 14          | 1000  | 222                    | 2423       | 137    |
| 235-265                                   | 0    | 0  | 0       | 24      | 32      | 76      | 429     | 333     | 85      | 20      | 0       | 0           | 1000  | 250                    | 2874       | 177    |
| 265-300                                   | 0    | 0  | 5       | 0       | 12      | 49      | 120     | 436     | 347     | 28      | 0       | 4           | 1000  | 283                    | 3950       | 232    |
| 300-355                                   | 0    | 0  | 3       | 3       | 3       | 12      | 35      | 123     | 508     | 291     | 10      | 12          | 1000  | 327                    | 6061       | 363    |
| 355-455                                   | 0    | 0  | 0       | 0       | 8       | 4       | 13      | 38      | 141     | 598     | 180     | 18          | 1000  | 402                    | 7728       | 482    |
| 455-560                                   | 0    | 0  | 0       | 0       | 0       | 4       | 0       | 9       | 67      | 182     | 513     | 225         | 1000  | 503                    | 3909       | 259    |
| 560 & above                               | 0    | 0  | 0       | 0       | 3       | 0       | 4       | 4       | 19      | 54      | 184     | 731         | 1000  | 892                    | 6820       | 593    |
| all                                       | 10   | 13   | 21      | 45      | 35      | 62      | 79      | 101     | 159     | 196     | 121     | 158         | 1000  | 390                    | 38986      | 2555   |
| estd. hhs. (00)                           | 402  | 494  | 832     | 1737    | 1352    | 2407    | 3088    | 3950    | 6197    | 7644    | 4735    | 6149        | 38986 | X                      | X          | X      |
| sample hhs.                               | 24   | 29   | 50      | 104     | 77      | 136     | 182     | 238     | 376     | 469     | 313     | 557         | 2555  | X                      | X          | X      |
| <b>Madhya Pradesh</b>                     |      | no. of sample villages:                            |         |         |         |         |         |         |         |         |         |             | 533   |                        |            |        |
| < 120                                     | 644  | 325  | 27      | 0       | 3       | 1       | 0       | 0       | 0       | 0       | 0       | 0           | 1000  | 98                     | 6130       | 317    |
| 120-140                                   | 59   | 329  | 543     | 67      | 3       | 0       | 0       | 0       | 0       | 0       | 0       | 0           | 1000  | 130                    | 6580       | 333    |
| 140-165                                   | 15   | 74   | 383     | 452     | 67      | 8       | 0       | 0       | 0       | 0       | 0       | 0           | 1000  | 153                    | 9520       | 483    |
| 165-190                                   | 2    | 5  | 79      | 352     | 410     | 138     | 13      | 2       | 0       | 0       | 0       | 0           | 1000  | 177                    | 12085      | 635    |
| 190-210                                   | 5    | 3  | 44      | 120     | 235     | 448     | 126     | 12      | 7       | 0       | 0       | 0           | 1000  | 200                    | 8500       | 444    |
| 210-235                                   | 0    | 2  | 6       | 39      | 112     | 314     | 405     | 114     | 4       | 4       | 0       | 0           | 1000  | 222                    | 9692       | 521    |
| 235-265                                   | 2    | 2  | 2       | 26      | 60      | 127     | 326     | 379     | 71      | 4       | 0       | 0           | 1000  | 249                    | 9276       | 503    |
| 265-300                                   | 0    | 0  | 9       | 24      | 22      | 52      | 202     | 352     | 326     | 14      | 0       | 0           | 1000  | 281                    | 8518       | 461    |
| 300-355                                   | 0    | 0  | 7       | 17      | 23      | 48      | 68      | 132     | 446     | 259     | 0       | 1           | 1000  | 324                    | 8976       | 518    |
| 355-455                                   | 0    | 0  | 0       | 8       | 7       | 22      | 58      | 85      | 234     | 479     | 104     | 4           | 1000  | 398                    | 8311       | 527    |
| 455-560                                   | 0    | 0  | 0       | 0       | 4       | 5       | 3       | 35      | 107     | 339     | 368     | 138         | 1000  | 497                    | 4193       | 268    |
| 560 & above                               | 0    | 0  | 6       | 0       | 0       | 11      | 8       | 31      | 63      | 136     | 228     | 517         | 1000  | 898                    | 3821       | 303    |
| all                                       | 48   | 52   | 94      | 116     | 102     | 114     | 115     | 103     | 106     | 88      | 34      | 27          | 1000  | 252                    | 95602      | 5313   |
| estd. hhs. (00)                           | 4556 | 4991   | 8948    | 11062   | 9734    | 10906   | 11025   | 9894    | 10170   | 8436    | 3278    | 2603        | 95602 | X                      | X          | X      |
| sample hhs.                               | 234  | 262  | 447     | 567     | 509     | 576     | 593     | 544     | 583     | 542     | 243     | 213         | 5313  | X                      | X          | X      |

**Table (9): Per 1000 distribution of households by adjusted (considering annual expenditure) monthly per capita expenditure class for each unadjusted monthly per capita expenditure class**

| monthly per capita expenditure class (Rs) | <120 | adjusted monthly per capita expenditure class (Rs) |         |         |         |         |         |         |         |         |         |             |       | Rural                  |            |        |
|---|------|--|---------|---------|---------|---------|---------|---------|---------|---------|---------|-------------|-------|------------------------|------------|--------|
|   |      | 120-140  | 140-165 | 165-190 | 190-210 | 210-235 | 235-265 | 265-300 | 300-355 | 355-455 | 455-560 | 560 or more | all   | av. MPCE (Rs) (unadj.) | estd. (00) | sample |
|   |      | (3)  | (4)     | (5)     | (6)     | (7)     | (8)     | (9)     | (10)    | (11)    | (12)    | (13)        | (14)  | (15)                   | (16)       | (17)   |
| <b>Maharashtra</b>                        |      | no. of sample villages:                            |         |         |         |         |         |         |         |         |         |             | 445   |                        |            |        |
| < 120                                     | 621  | 324  | 50      | 0       | 4       | 0       | 0       | 0       | 0       | 0       | 0       | 0           | 1000  | 96                     | 6058       | 245    |
| 120-140                                   | 109  | 297  | 519     | 75      | 0       | 0       | 0       | 0       | 0       | 0       | 0       | 0           | 1000  | 130                    | 4685       | 201    |
| 140-165                                   | 26   | 52   | 351     | 485     | 79      | 0       | 5       | 2       | 0       | 0       | 0       | 0           | 1000  | 153                    | 9396       | 389    |
| 165-190                                   | 4    | 20   | 114     | 341     | 388     | 112     | 17      | 4       | 0       | 0       | 0       | 0           | 1000  | 177                    | 10521      | 442    |
| 190-210                                   | 0    | 12   | 37      | 73      | 212     | 498     | 134     | 25      | 3       | 0       | 4       | 0           | 1000  | 200                    | 7039       | 310    |
| 210-235                                   | 3    | 0  | 27      | 76      | 109     | 235     | 437     | 85      | 11      | 14      | 0       | 3           | 1000  | 222                    | 8581       | 380    |
| 235-265                                   | 4    | 5  | 5       | 32      | 52      | 119     | 285     | 405     | 86      | 3       | 0       | 2           | 1000  | 249                    | 9711       | 433    |
| 265-300                                   | 0    | 3  | 8       | 22      | 19      | 53      | 149     | 310     | 398     | 28      | 8       | 3           | 1000  | 281                    | 8619       | 388    |
| 300-355                                   | 0    | 3  | 4       | 19      | 11      | 38      | 87      | 133     | 467     | 231     | 4       | 3           | 1000  | 324                    | 10306      | 502    |
| 355-455                                   | 0    | 0  | 0       | 13      | 10      | 21      | 31      | 74      | 169     | 511     | 155     | 16          | 1000  | 399                    | 9155       | 476    |
| 455-560                                   | 0    | 0  | 0       | 0       | 0       | 6       | 13      | 29      | 107     | 294     | 430     | 121         | 1000  | 505                    | 4730       | 281    |
| 560 & above                               | 0    | 0  | 0       | 0       | 5       | 3       | 0       | 20      | 43      | 104     | 211     | 614         | 1000  | 898                    | 6774       | 393    |
| all                                       | 48   | 44   | 83      | 110     | 86      | 94      | 107     | 104     | 121     | 100     | 53      | 52          | 1000  | 273                    | 95575      | 4440   |
| estd. hhs. (00)                           | 4623 | 4240   | 7894    | 10475   | 8189    | 8952    | 10200   | 9898    | 11529   | 9553    | 5027    | 4994        | 95575 | X                      | X          | X      |
| sample hhs.                               | 180  | 179  | 339     | 443     | 347     | 389     | 450     | 435     | 556     | 511     | 283     | 328         | 4440  | X                      | X          | X      |
| <b>Orissa</b>                             |      | no. of sample villages:                            |         |         |         |         |         |         |         |         |         |             | 335   |                        |            |        |
| < 120                                     | 710  | 261  | 29      | 0       | 0       | 0       | 0       | 0       | 0       | 0       | 0       | 0           | 1000  | 100                    | 4814       | 249    |
| 120-140                                   | 49   | 467  | 458     | 26      | 0       | 0       | 0       | 0       | 0       | 0       | 0       | 0           | 1000  | 130                    | 4887       | 255    |
| 140-165                                   | 12   | 54   | 519     | 390     | 23      | 2       | 0       | 0       | 0       | 0       | 0       | 0           | 1000  | 153                    | 8288       | 416    |
| 165-190                                   | 0    | 8  | 112     | 461     | 365     | 49      | 3       | 0       | 2       | 0       | 0       | 0           | 1000  | 177                    | 7796       | 403    |
| 190-210                                   | 0    | 3  | 33      | 137     | 330     | 434     | 59      | 4       | 0       | 0       | 0       | 0           | 1000  | 200                    | 6755       | 347    |
| 210-235                                   | 0    | 6  | 12      | 88      | 109     | 383     | 374     | 27      | 0       | 0       | 0       | 0           | 1000  | 222                    | 6394       | 355    |
| 235-265                                   | 0    | 0  | 0       | 26      | 104     | 132     | 426     | 304     | 7       | 1       | 0       | 0           | 1000  | 248                    | 5197       | 303    |
| 265-300                                   | 0    | 0  | 0       | 19      | 72      | 89      | 195     | 353     | 260     | 8       | 3       | 0           | 1000  | 282                    | 4275       | 249    |
| 300-355                                   | 0    | 0  | 5       | 3       | 12      | 45      | 125     | 202     | 416     | 189     | 4       | 0           | 1000  | 323                    | 4688       | 282    |
| 355-455                                   | 0    | 0  | 0       | 5       | 0       | 18      | 30      | 90      | 246     | 512     | 87      | 11          | 1000  | 396                    | 3398       | 235    |
| 455-560                                   | 0    | 0  | 0       | 0       | 0       | 35      | 10      | 80      | 108     | 271     | 404     | 92          | 1000  | 502                    | 1318       | 111    |
| 560 & above                               | 0    | 0  | 0       | 0       | 0       | 14      | 0       | 34      | 23      | 147     | 246     | 536         | 1000  | 770                    | 1739       | 133    |
| all                                       | 63   | 69   | 132     | 146     | 115     | 121     | 110     | 79      | 69      | 55      | 22      | 18          | 1000  | 220                    | 59547      | 3338   |
| estd. hhs. (00)                           | 3757 | 4115   | 7875    | 8690    | 6870    | 7181    | 6559    | 4707    | 4132    | 3283    | 1290    | 1089        | 59547 | X                      | X          | X      |
| sample hhs.                               | 193  | 213  | 402     | 438     | 369     | 375     | 384     | 280     | 255     | 222     | 102     | 105         | 3338  | X                      | X          | X      |

**Table (9): Per 1000 distribution of households by adjusted (considering annual expenditure) monthly per capita expenditure class for each unadjusted monthly per capita expenditure class**

| monthly per capita expenditure class (Rs) | <120 | adjusted monthly per capita expenditure class (Rs) |         |         |         |         |         |         |         |         |         |             |       |                        | Rural      |        |
|---|------|--|---------|---------|---------|---------|---------|---------|---------|---------|---------|-------------|-------|------------------------|------------|--------|
|   |      | 120-140  | 140-165 | 165-190 | 190-210 | 210-235 | 235-265 | 265-300 | 300-355 | 355-455 | 455-560 | 560 or more | all   | av. MPCE (Rs) (unadj.) | estd. (00) | sample |
|   |      | (3)  | (4)     | (5)     | (6)     | (7)     | (8)     | (9)     | (10)    | (11)    | (12)    | (13)        | (14)  | (15)                   | (16)       | (17)   |
| <b>Punjab</b>                             |      | no. of sample villages: 205                        |         |         |         |         |         |         |         |         |         |             |       |                        |            |        |
| < 120                                     | 501  | 499  | 0       | 0       | 0       | 0       | 0       | 0       | 0       | 0       | 0       | 0           | 1000  | 112                    | 24         | 2      |
| 120-140                                   | 160  | 115  | 303     | 422     | 0       | 0       | 0       | 0       | 0       | 0       | 0       | 0           | 1000  | 132                    | 74         | 7      |
| 140-165                                   | 0    | 139  | 393     | 452     | 16      | 0       | 0       | 0       | 0       | 0       | 0       | 0           | 1000  | 156                    | 335        | 23     |
| 165-190                                   | 0    | 0  | 17      | 498     | 259     | 148     | 42      | 35      | 0       | 0       | 0       | 0           | 1000  | 179                    | 531        | 37     |
| 190-210                                   | 0    | 0  | 0       | 69      | 265     | 500     | 165     | 0       | 0       | 0       | 0       | 0           | 1000  | 201                    | 493        | 39     |
| 210-235                                   | 0    | 0  | 0       | 45      | 151     | 279     | 420     | 104     | 0       | 0       | 0       | 0           | 1000  | 223                    | 1230       | 88     |
| 235-265                                   | 0    | 0  | 0       | 0       | 39      | 136     | 364     | 364     | 70      | 28      | 0       | 0           | 1000  | 250                    | 2052       | 143    |
| 265-300                                   | 0    | 0  | 0       | 0       | 6       | 23      | 70      | 379     | 445     | 66      | 11      | 0           | 1000  | 284                    | 2777       | 187    |
| 300-355                                   | 0    | 0  | 0       | 8       | 6       | 0       | 58      | 96      | 500     | 319     | 14      | 0           | 1000  | 325                    | 3680       | 280    |
| 355-455                                   | 0    | 0  | 0       | 0       | 0       | 2       | 6       | 23      | 116     | 676     | 169     | 7           | 1000  | 399                    | 5924       | 448    |
| 455-560                                   | 0    | 0  | 0       | 0       | 0       | 0       | 4       | 13      | 40      | 208     | 486     | 248         | 1000  | 500                    | 3217       | 281    |
| 560 & above                               | 0    | 0  | 0       | 0       | 0       | 3       | 0       | 6       | 11      | 82      | 153     | 745         | 1000  | 880                    | 5148       | 511    |
| all                                       | 1    | 3  | 6       | 22      | 23      | 41      | 72      | 98      | 160     | 255     | 135     | 184         | 1000  | 433                    | 25486      | 2046   |
| estd. hhs. (00)                           | 24   | 67   | 163     | 566     | 576     | 1044    | 1826    | 2508    | 4089    | 6508    | 3436    | 4679        | 25486 | X                      | X          | X      |
| sample hhs.                               | 2    | 5  | 11      | 39      | 41      | 75      | 125     | 184     | 294     | 497     | 305     | 468         | 2046  | X                      | X          | X      |
| <b>Rajasthan</b>                          |      | no. of sample villages: 312                        |         |         |         |         |         |         |         |         |         |             |       |                        |            |        |
| < 120                                     | 677  | 296  | 26      | 0       | 0       | 0       | 0       | 0       | 0       | 0       | 0       | 0           | 1000  | 106                    | 722        | 31     |
| 120-140                                   | 24   | 304  | 601     | 72      | 0       | 0       | 0       | 0       | 0       | 0       | 0       | 0           | 1000  | 131                    | 1315       | 58     |
| 140-165                                   | 0    | 38   | 365     | 519     | 64      | 0       | 0       | 0       | 0       | 0       | 0       | 14          | 1000  | 154                    | 2373       | 108    |
| 165-190                                   | 6    | 0  | 24      | 347     | 500     | 112     | 12      | 0       | 0       | 0       | 0       | 0           | 1000  | 178                    | 3708       | 178    |
| 190-210                                   | 0    | 3  | 6       | 66      | 225     | 526     | 173     | 0       | 1       | 0       | 0       | 0           | 1000  | 201                    | 3965       | 195    |
| 210-235                                   | 0    | 0  | 0       | 19      | 53      | 298     | 532     | 84      | 8       | 5       | 0       | 0           | 1000  | 223                    | 5316       | 266    |
| 235-265                                   | 0    | 0  | 0       | 8       | 19      | 84      | 285     | 513     | 83      | 8       | 0       | 0           | 1000  | 250                    | 6109       | 321    |
| 265-300                                   | 0    | 0  | 0       | 19      | 11      | 19      | 93      | 353     | 488     | 18      | 0       | 0           | 1000  | 282                    | 6135       | 344    |
| 300-355                                   | 0    | 0  | 2       | 2       | 8       | 21      | 34      | 119     | 446     | 354     | 11      | 2           | 1000  | 326                    | 8377       | 465    |
| 355-455                                   | 0    | 0  | 0       | 0       | 0       | 11      | 16      | 38      | 155     | 618     | 154     | 8           | 1000  | 401                    | 9687       | 542    |
| 455-560                                   | 0    | 0  | 0       | 0       | 0       | 0       | 6       | 30      | 106     | 223     | 493     | 143         | 1000  | 499                    | 5196       | 288    |
| 560 & above                               | 0    | 0  | 0       | 0       | 4       | 0       | 10      | 12      | 41      | 94      | 183     | 656         | 1000  | 872                    | 4897       | 301    |
| all                                       | 9    | 12   | 31      | 54      | 60      | 87      | 111     | 127     | 165     | 186     | 87      | 71          | 1000  | 322                    | 57798      | 3097   |
| estd. hhs. (00)                           | 541  | 716  | 1808    | 3149    | 3448    | 5000    | 6391    | 7318    | 9540    | 10763   | 5041    | 4085        | 57798 | X                      | X          | X      |
| sample hhs.                               | 22   | 35   | 82      | 146     | 175     | 247     | 325     | 403     | 524     | 597     | 279     | 262         | 3097  | X                      | X          | X      |

**Table (9): Per 1000 distribution of households by adjusted (considering annual expenditure) monthly per capita expenditure class for each unadjusted monthly per capita expenditure class**

| monthly per capita expenditure class (Rs) | <120 | adjusted monthly per capita expenditure class (Rs) |         |         |         |         |         |         |         |         |         |             |        | Rural                  |            |        |
|---|------|--|---------|---------|---------|---------|---------|---------|---------|---------|---------|-------------|--------|------------------------|------------|--------|
|   |      | 120-140  | 140-165 | 165-190 | 190-210 | 210-235 | 235-265 | 265-300 | 300-355 | 355-455 | 455-560 | 560 or more | all    | av. MPCE (Rs) (unadj.) | estd. (00) | sample |
|   |      | (3)  | (4)     | (5)     | (6)     | (7)     | (8)     | (9)     | (10)    | (11)    | (12)    | (13)        | (14)   | (15)                   | (16)       | (17)   |
| <b>Tamil Nadu</b>                         |      | no. of sample villages:                            |         |         |         |         |         |         |         |         |         |             |        | 391                    |            |        |
| < 120                                     | 744  | 231  | 19      | 6       | 0       | 0       | 0       | 0       | 0       | 0       | 0       | 0           | 1000   | 99                     | 4195       | 152    |
| 120-140                                   | 51   | 506  | 418     | 10      | 5       | 10      | 0       | 0       | 0       | 0       | 0       | 0           | 1000   | 130                    | 3669       | 146    |
| 140-165                                   | 12   | 66   | 505     | 397     | 3       | 4       | 0       | 3       | 10      | 0       | 0       | 0           | 1000   | 153                    | 6334       | 249    |
| 165-190                                   | 9    | 18   | 71      | 503     | 348     | 27      | 9       | 9       | 5       | 0       | 0       | 0           | 1000   | 177                    | 8960       | 350    |
| 190-210                                   | 4    | 5  | 31      | 60      | 376     | 456     | 53      | 6       | 8       | 0       | 0       | 0           | 1000   | 200                    | 6957       | 271    |
| 210-235                                   | 0    | 6  | 11      | 51      | 81      | 431     | 373     | 32      | 7       | 6       | 0       | 3           | 1000   | 222                    | 9138       | 377    |
| 235-265                                   | 0    | 0  | 6       | 33      | 38      | 110     | 457     | 329     | 26      | 2       | 0       | 0           | 1000   | 249                    | 9656       | 398    |
| 265-300                                   | 0    | 0  | 5       | 12      | 26      | 39      | 125     | 392     | 382     | 13      | 0       | 6           | 1000   | 282                    | 9217       | 393    |
| 300-355                                   | 4    | 3  | 6       | 9       | 12      | 33      | 64      | 126     | 534     | 204     | 3       | 2           | 1000   | 326                    | 9956       | 437    |
| 355-455                                   | 3    | 0  | 0       | 7       | 4       | 13      | 26      | 47      | 115     | 638     | 129     | 18          | 1000   | 400                    | 9366       | 457    |
| 455-560                                   | 0    | 0  | 0       | 4       | 0       | 0       | 18      | 17      | 75      | 238     | 526     | 122         | 1000   | 502                    | 5398       | 275    |
| 560 & above                               | 0    | 0  | 3       | 0       | 0       | 6       | 3       | 8       | 28      | 107     | 142     | 702         | 1000   | 961                    | 6528       | 396    |
| all                                       | 40   | 39   | 66      | 96      | 81      | 104     | 117     | 101     | 123     | 114     | 56      | 62          | 1000   | 294                    | 89375      | 3901   |
| estd. hhs. (00)                           | 3564 | 3525   | 5943    | 8568    | 7264    | 9328    | 10418   | 9060    | 11003   | 10194   | 5000    | 5509        | 89375  | X                      | X          | X      |
| sample hhs.                               | 126  | 136  | 237     | 331     | 287     | 380     | 417     | 391     | 486     | 485     | 277     | 348         | 3901   | X                      | X          | X      |
| <b>Uttar Pradesh</b>                      |      | no. of sample villages:                            |         |         |         |         |         |         |         |         |         |             |        | 902                    |            |        |
| < 120                                     | 637  | 324  | 39      | 0       | 0       | 0       | 0       | 0       | 0       | 0       | 0       | 0           | 1000   | 103                    | 9166       | 357    |
| 120-140                                   | 75   | 369  | 484     | 63      | 4       | 2       | 3       | 0       | 0       | 0       | 0       | 0           | 1000   | 131                    | 11431      | 461    |
| 140-165                                   | 12   | 104  | 436     | 390     | 47      | 10      | 0       | 2       | 0       | 0       | 0       | 0           | 1000   | 153                    | 18361      | 744    |
| 165-190                                   | 5    | 28   | 127     | 379     | 359     | 90      | 5       | 2       | 2       | 3       | 0       | 0           | 1000   | 177                    | 19612      | 807    |
| 190-210                                   | 5    | 15   | 42      | 137     | 348     | 357     | 83      | 10      | 1       | 1       | 0       | 0           | 1000   | 200                    | 16304      | 665    |
| 210-235                                   | 3    | 3  | 16      | 87      | 115     | 338     | 384     | 46      | 2       | 6       | 0       | 0           | 1000   | 223                    | 18863      | 808    |
| 235-265                                   | 0    | 0  | 14      | 36      | 70      | 139     | 376     | 308     | 45      | 5       | 2       | 4           | 1000   | 250                    | 20077      | 916    |
| 265-300                                   | 2    | 4  | 9       | 26      | 37      | 73      | 183     | 353     | 293     | 15      | 2       | 3           | 1000   | 281                    | 19195      | 884    |
| 300-355                                   | 0    | 0  | 3       | 7       | 23      | 42      | 77      | 173     | 464     | 208     | 2       | 1           | 1000   | 326                    | 21228      | 1005   |
| 355-455                                   | 2    | 2  | 5       | 3       | 5       | 15      | 37      | 115     | 206     | 504     | 96      | 11          | 1000   | 398                    | 20936      | 1046   |
| 455-560                                   | 0    | 0  | 0       | 5       | 7       | 10      | 7       | 22      | 107     | 336     | 378     | 128         | 1000   | 500                    | 11150      | 566    |
| 560 & above                               | 2    | 0  | 2       | 5       | 0       | 10      | 11      | 10      | 53      | 133     | 176     | 597         | 1000   | 812                    | 13598      | 751    |
| all                                       | 36   | 50   | 90      | 104     | 93      | 99      | 112     | 103     | 114     | 105     | 44      | 50          | 1000   | 274                    | 199920     | 9010   |
| estd. hhs. (00)                           | 7252 | 10049  | 18026   | 20732   | 18566   | 19828   | 22424   | 20531   | 22714   | 21088   | 8765    | 9946        | 199920 | X                      | X          | X      |
| sample hhs.                               | 280  | 386  | 734     | 845     | 769     | 844     | 1002    | 961     | 1087    | 1057    | 484     | 561         | 9010   | X                      | X          | X      |



**Table (9): Per 1000 distribution of households by adjusted (considering annual expenditure) monthly per capita expenditure class for each unadjusted monthly per capita expenditure class**

| monthly per capita expenditure class (Rs) | <120 | adjusted monthly per capita expenditure class (Rs) |         |         |         |         |         |         |         |         |         |             |       |                        | Rural      |        |
|---|------|--|---------|---------|---------|---------|---------|---------|---------|---------|---------|-------------|-------|------------------------|------------|--------|
|   |      | 120-140  | 140-165 | 165-190 | 190-210 | 210-235 | 235-265 | 265-300 | 300-355 | 355-455 | 455-560 | 560 or more | all   | av. MPCE (Rs) (unadj.) | estd. (00) | sample |
|   |      | (3)  | (4)     | (5)     | (6)     | (7)     | (8)     | (9)     | (10)    | (11)    | (12)    | (13)        | (14)  | (15)                   | (16)       | (17)   |
| <b>West Bengal</b>                        |      | no. of sample villages:                            |         |         |         |         |         |         |         |         |         |             | 448   |                        |            |        |
| < 120                                     | 657  | 333  | 11      | 0       | 0       | 0       | 0       | 0       | 0       | 0       | 0       | 0           | 1000  | 107                    | 2273       | 85     |
| 120-140                                   | 101  | 446  | 420     | 34      | 0       | 0       | 0       | 0       | 0       | 0       | 0       | 0           | 1000  | 131                    | 2385       | 93     |
| 140-165                                   | 11   | 63   | 556     | 360     | 10      | 0       | 0       | 0       | 0       | 0       | 0       | 0           | 1000  | 153                    | 7083       | 276    |
| 165-190                                   | 5    | 16   | 93      | 479     | 354     | 51      | 0       | 2       | 0       | 0       | 0       | 0           | 1000  | 178                    | 10693      | 433    |
| 190-210                                   | 0    | 3  | 37      | 132     | 340     | 444     | 42      | 3       | 0       | 0       | 0       | 0           | 1000  | 201                    | 9864       | 406    |
| 210-235                                   | 0    | 0  | 24      | 45      | 128     | 427     | 355     | 22      | 0       | 0       | 0       | 0           | 1000  | 222                    | 10896      | 449    |
| 235-265                                   | 0    | 0  | 4       | 17      | 68      | 129     | 414     | 331     | 35      | 2       | 0       | 0           | 1000  | 250                    | 13487      | 577    |
| 265-300                                   | 0    | 0  | 3       | 7       | 13      | 56      | 167     | 422     | 324     | 7       | 0       | 0           | 1000  | 281                    | 11673      | 491    |
| 300-355                                   | 0    | 0  | 2       | 2       | 13      | 17      | 77      | 190     | 498     | 202     | 0       | 0           | 1000  | 325                    | 12095      | 570    |
| 355-455                                   | 0    | 0  | 0       | 0       | 5       | 5       | 54      | 65      | 210     | 550     | 104     | 7           | 1000  | 396                    | 10141      | 524    |
| 455-560                                   | 0    | 0  | 0       | 0       | 7       | 0       | 13      | 18      | 73      | 361     | 405     | 123         | 1000  | 499                    | 4430       | 258    |
| 560 & above                               | 0    | 0  | 0       | 0       | 0       | 6       | 0       | 11      | 11      | 96      | 200     | 677         | 1000  | 946                    | 4819       | 318    |
| all                                       | 19   | 25   | 67      | 99      | 99      | 123     | 134     | 128     | 128     | 102     | 38      | 39          | 1000  | 279                    | 99838      | 4480   |
| estd. hhs. (00)                           | 1870 | 2461   | 6675    | 9890    | 9904    | 12268   | 13358   | 12763   | 12765   | 10189   | 3816    | 3879        | 99838 | X                      | X          | X      |
| sample hhs.                               | 71   | 92   | 258     | 402     | 403     | 504     | 559     | 548     | 595     | 540     | 238     | 270         | 4480  | X                      | X          | X      |

**Table (9): Per 1000 distribution of households by adjusted (considering annual expenditure) monthly per capita expenditure class for each unadjusted monthly per capita expenditure class**

| monthly per capita expenditure class (Rs) | <160 | adjusted monthly per capita expenditure class (Rs) |         |         |         |         |         |         |         |         |          |              |       |                        | Urban      |        |
|---|------|--|---------|---------|---------|---------|---------|---------|---------|---------|----------|--------------|-------|------------------------|------------|--------|
|   |      | 160-190  | 190-230 | 230-265 | 265-310 | 310-355 | 355-410 | 410-490 | 490-605 | 605-825 | 825-1055 | 1055 or more | all   | av. MPCE (Rs) (unadj.) | estd. (00) | sample |
|   |      | (3)  | (4)     | (5)     | (6)     | (7)     | (8)     | (9)     | (10)    | (11)    | (12)     | (13)         | (14)  | (15)                   | (16)       | (17)   |
| <b>Andhra Pradesh</b>                     |      | no. of sample blocks: 365                          |         |         |         |         |         |         |         |         |          |              |       |                        |            |        |
| < 160                                     | 701  | 245  | 38      | 16      | 0       | 0       | 0       | 0       | 0       | 0       | 0        | 0            | 1000  | 135                    | 1750       | 151    |
| 160-190                                   | 28   | 559  | 394     | 15      | 0       | 0       | 0       | 0       | 4       | 0       | 0        | 0            | 1000  | 176                    | 1787       | 167    |
| 190-230                                   | 16   | 65   | 578     | 278     | 46      | 4       | 12      | 0       | 0       | 0       | 0        | 0            | 1000  | 210                    | 3491       | 329    |
| 230-265                                   | 19   | 24   | 108     | 467     | 347     | 31      | 0       | 3       | 0       | 0       | 0        | 0            | 1000  | 247                    | 4024       | 354    |
| 265-310                                   | 0    | 6  | 55      | 74      | 522     | 297     | 31      | 16      | 0       | 0       | 0        | 0            | 1000  | 286                    | 4156       | 407    |
| 310-355                                   | 6    | 5  | 28      | 19      | 129     | 477     | 285     | 50      | 2       | 0       | 0        | 0            | 1000  | 330                    | 3427       | 319    |
| 355-410                                   | 4    | 0  | 10      | 14      | 45      | 133     | 398     | 347     | 49      | 0       | 0        | 0            | 1000  | 380                    | 3533       | 318    |
| 410-490                                   | 0    | 0  | 0       | 16      | 15      | 71      | 137     | 456     | 280     | 23      | 0        | 2            | 1000  | 447                    | 3889       | 356    |
| 490-605                                   | 0    | 0  | 0       | 3       | 13      | 29      | 81      | 114     | 495     | 257     | 8        | 0            | 1000  | 541                    | 3917       | 363    |
| 605-825                                   | 0    | 4  | 0       | 4       | 2       | 15      | 8       | 91      | 172     | 535     | 152      | 18           | 1000  | 701                    | 3623       | 374    |
| 825-1055                                  | 0    | 0  | 0       | 0       | 0       | 0       | 27      | 48      | 130     | 328     | 347      | 120          | 1000  | 919                    | 1529       | 170    |
| 1055 & above                              | 0    | 0  | 0       | 0       | 0       | 0       | 0       | 13      | 33      | 165     | 177      | 611          | 1000  | 1446                   | 2023       | 336    |
| all                                       | 39   | 49   | 96      | 92      | 120     | 106     | 93      | 111     | 110     | 104     | 40       | 40           | 1000  | 409                    | 37149      | 3644   |
| estd. hhs. (00)                           | 1447 | 1806   | 3580    | 3417    | 4444    | 3921    | 3473    | 4121    | 4101    | 3870    | 1471     | 1497         | 37149 | X                      | X          | X      |
| sample hhs.                               | 120  | 164  | 331     | 316     | 409     | 350     | 342     | 370     | 384     | 399     | 175      | 284          | 3644  | X                      | X          | X      |
| <b>Assam</b>                              |      | no. of sample blocks: 88                           |         |         |         |         |         |         |         |         |          |              |       |                        |            |        |
| < 160                                     | 787  | 213  | 0       | 0       | 0       | 0       | 0       | 0       | 0       | 0       | 0        | 0            | 1000  | 137                    | 37         | 13     |
| 160-190                                   | 151  | 630  | 219     | 0       | 0       | 0       | 0       | 0       | 0       | 0       | 0        | 0            | 1000  | 171                    | 57         | 13     |
| 190-230                                   | 0    | 24   | 564     | 273     | 139     | 0       | 0       | 0       | 0       | 0       | 0        | 0            | 1000  | 211                    | 331        | 59     |
| 230-265                                   | 0    | 0  | 103     | 345     | 381     | 115     | 56      | 0       | 0       | 0       | 0        | 0            | 1000  | 251                    | 346        | 63     |
| 265-310                                   | 0    | 0  | 6       | 72      | 470     | 370     | 82      | 0       | 0       | 0       | 0        | 0            | 1000  | 288                    | 527        | 98     |
| 310-355                                   | 0    | 0  | 0       | 15      | 172     | 342     | 429     | 42      | 0       | 0       | 0        | 0            | 1000  | 329                    | 385        | 80     |
| 355-410                                   | 0    | 0  | 0       | 0       | 20      | 105     | 413     | 455     | 7       | 0       | 0        | 0            | 1000  | 382                    | 520        | 99     |
| 410-490                                   | 0    | 0  | 0       | 0       | 0       | 0       | 217     | 398     | 358     | 27      | 0        | 0            | 1000  | 447                    | 541        | 105    |
| 490-605                                   | 0    | 0  | 0       | 9       | 19      | 0       | 27      | 219     | 428     | 298     | 0        | 0            | 1000  | 541                    | 568        | 100    |
| 605-825                                   | 0    | 0  | 0       | 0       | 0       | 0       | 5       | 16      | 185     | 605     | 190      | 0            | 1000  | 711                    | 791        | 126    |
| 825-1055                                  | 0    | 0  | 0       | 0       | 0       | 0       | 0       | 0       | 8       | 305     | 513      | 174          | 1000  | 927                    | 429        | 55     |
| 1055 & above                              | 0    | 0  | 0       | 0       | 0       | 0       | 0       | 60      | 16      | 16      | 71       | 836          | 1000  | 1384                   | 239        | 69     |
| all                                       | 8    | 11   | 50      | 54      | 107     | 88      | 122     | 130     | 125     | 167     | 81       | 57           | 1000  | 459                    | 4771       | 880    |
| estd. hhs. (00)                           | 38   | 52   | 238     | 258     | 513     | 421     | 580     | 620     | 594     | 797     | 387      | 274          | 4771  | X                      | X          | X      |
| sample hhs.                               | 12   | 13   | 41      | 56      | 87      | 79      | 103     | 125     | 106     | 125     | 65       | 68           | 880   | X                      | X          | X      |

**Table (9): Per 1000 distribution of households by adjusted (considering annual expenditure) monthly per capita expenditure class for each unadjusted monthly per capita expenditure class**

| monthly per capita expenditure class (Rs) | <160 | adjusted monthly per capita expenditure class (Rs) |         |         |         |         |         |         |         |         |          |              |       |                        | Urban      |        |
|---|------|--|---------|---------|---------|---------|---------|---------|---------|---------|----------|--------------|-------|------------------------|------------|--------|
|   |      | 160-190  | 190-230 | 230-265 | 265-310 | 310-355 | 355-410 | 410-490 | 490-605 | 605-825 | 825-1055 | 1055 or more | all   | av. MPCE (Rs) (unadj.) | estd. (00) | sample |
|   |      | (3)  | (4)     | (5)     | (6)     | (7)     | (8)     | (9)     | (10)    | (11)    | (12)     | (13)         | (14)  | (15)                   | (16)       | (17)   |
| <b>Bihar</b>                              |      | no. of sample blocks: 216                          |         |         |         |         |         |         |         |         |          |              |       |                        |            |        |
| < 160                                     | 716  | 284  | 0       | 0       | 0       | 0       | 0       | 0       | 0       | 0       | 0        | 0            | 1000  | 135                    | 1186       | 154    |
| 160-190                                   | 59   | 632  | 299     | 11      | 0       | 0       | 0       | 0       | 0       | 0       | 0        | 0            | 1000  | 175                    | 1027       | 138    |
| 190-230                                   | 17   | 51   | 556     | 349     | 25      | 0       | 2       | 0       | 0       | 0       | 0        | 0            | 1000  | 210                    | 2075       | 257    |
| 230-265                                   | 2    | 13   | 83      | 428     | 441     | 24      | 8       | 0       | 0       | 0       | 0        | 0            | 1000  | 247                    | 2034       | 239    |
| 265-310                                   | 0    | 6  | 22      | 78      | 460     | 395     | 39      | 0       | 0       | 0       | 0        | 0            | 1000  | 286                    | 1980       | 234    |
| 310-355                                   | 0    | 0  | 2       | 21      | 71      | 440     | 450     | 15      | 0       | 0       | 0        | 0            | 1000  | 329                    | 1613       | 192    |
| 355-410                                   | 0    | 0  | 0       | 26      | 16      | 82      | 464     | 386     | 26      | 0       | 0        | 0            | 1000  | 380                    | 1524       | 179    |
| 410-490                                   | 0    | 0  | 0       | 5       | 11      | 44      | 82      | 494     | 355     | 10      | 0        | 0            | 1000  | 446                    | 1797       | 192    |
| 490-605                                   | 0    | 0  | 0       | 0       | 14      | 0       | 42      | 37      | 631     | 264     | 11       | 0            | 1000  | 541                    | 1507       | 174    |
| 605-825                                   | 0    | 0  | 0       | 0       | 0       | 10      | 7       | 24      | 120     | 652     | 185      | 3            | 1000  | 691                    | 1539       | 169    |
| 825-1055                                  | 0    | 0  | 0       | 0       | 0       | 0       | 0       | 6       | 22      | 85      | 536      | 352          | 1000  | 932                    | 874        | 90     |
| 1055 & above                              | 0    | 0  | 0       | 0       | 0       | 0       | 0       | 23      | 19      | 25      | 97       | 837          | 1000  | 1426                   | 641        | 137    |
| all                                       | 53   | 64   | 94      | 104     | 115     | 99      | 99      | 91      | 104     | 85      | 47       | 48           | 1000  | 353                    | 17796      | 2155   |
| estd. hhs. (00)                           | 947  | 1131   | 1676    | 1842    | 2042    | 1760    | 1753    | 1613    | 1843    | 1510    | 831      | 848          | 17796 | X                      | X          | X      |
| sample hhs.                               | 126  | 145  | 203     | 230     | 248     | 205     | 202     | 190     | 191     | 175     | 102      | 138          | 2155  | X                      | X          | X      |
| <b>Gujarat</b>                            |      | no. of sample blocks: 238                          |         |         |         |         |         |         |         |         |          |              |       |                        |            |        |
| < 160                                     | 780  | 190  | 30      | 0       | 0       | 0       | 0       | 0       | 0       | 0       | 0        | 0            | 1000  | 137                    | 373        | 36     |
| 160-190                                   | 0    | 618  | 382     | 0       | 0       | 0       | 0       | 0       | 0       | 0       | 0        | 0            | 1000  | 175                    | 668        | 57     |
| 190-230                                   | 0    | 46   | 529     | 377     | 48      | 0       | 0       | 0       | 0       | 0       | 0        | 0            | 1000  | 212                    | 1491       | 109    |
| 230-265                                   | 0    | 0  | 105     | 395     | 457     | 43      | 0       | 0       | 0       | 0       | 0        | 0            | 1000  | 248                    | 1765       | 153    |
| 265-310                                   | 0    | 0  | 18      | 76      | 420     | 396     | 77      | 7       | 6       | 0       | 0        | 0            | 1000  | 287                    | 2437       | 215    |
| 310-355                                   | 0    | 0  | 4       | 11      | 50      | 401     | 479     | 45      | 0       | 11      | 0        | 0            | 1000  | 330                    | 2956       | 230    |
| 355-410                                   | 0    | 0  | 2       | 2       | 13      | 99      | 352     | 477     | 32      | 23      | 0        | 0            | 1000  | 379                    | 3459       | 266    |
| 410-490                                   | 0    | 0  | 0       | 0       | 11      | 35      | 92      | 380     | 452     | 29      | 0        | 2            | 1000  | 445                    | 4156       | 290    |
| 490-605                                   | 0    | 0  | 0       | 2       | 5       | 11      | 19      | 88      | 495     | 378     | 3        | 0            | 1000  | 546                    | 4250       | 293    |
| 605-825                                   | 0    | 0  | 0       | 5       | 2       | 2       | 4       | 36      | 120     | 700     | 119      | 12           | 1000  | 689                    | 3419       | 318    |
| 825-1055                                  | 0    | 0  | 0       | 0       | 0       | 0       | 7       | 15      | 59      | 253     | 455      | 211          | 1000  | 929                    | 1333       | 139    |
| 1055 & above                              | 0    | 0  | 0       | 0       | 0       | 0       | 4       | 5       | 11      | 95      | 224      | 661          | 1000  | 1513                   | 1532       | 266    |
| all                                       | 10   | 20   | 47      | 54      | 78      | 99      | 119     | 140     | 166     | 169     | 49       | 48           | 1000  | 454                    | 27839      | 2372   |
| estd. hhs. (00)                           | 291  | 553  | 1304    | 1506    | 2169    | 2767    | 3314    | 3902    | 4612    | 4714    | 1365     | 1343         | 27839 | X                      | X          | X      |
| sample hhs.                               | 28   | 50   | 101     | 130     | 191     | 227     | 261     | 318     | 308     | 354     | 149      | 255          | 2372  | X                      | X          | X      |

**Table (9): Per 1000 distribution of households by adjusted (considering annual expenditure) monthly per capita expenditure class for each unadjusted monthly per capita expenditure class**

| monthly per capita expenditure class (Rs) | <160 | adjusted monthly per capita expenditure class (Rs) |         |         |         |         |         |         |         |         |          |              |       | Urban                  |            |        |
|---|------|--|---------|---------|---------|---------|---------|---------|---------|---------|----------|--------------|-------|------------------------|------------|--------|
|   |      | 160-190  | 190-230 | 230-265 | 265-310 | 310-355 | 355-410 | 410-490 | 490-605 | 605-825 | 825-1055 | 1055 or more | all   | av. MPCE (Rs) (unadj.) | estd. (00) | sample |
|   |      | (3)  | (4)     | (5)     | (6)     | (7)     | (8)     | (9)     | (10)    | (11)    | (12)     | (13)         | (14)  | (15)                   | (16)       | (17)   |
| <b>Haryana</b>                            |      | no. of sample blocks: 70                           |         |         |         |         |         |         |         |         |          |              |       |                        |            |        |
| < 160                                     | 544  | 456  | 0       | 0       | 0       | 0       | 0       | 0       | 0       | 0       | 0        | 0            | 1000  | 144                    | 147        | 12     |
| 160-190                                   | 117  | 376  | 477     | 30      | 0       | 0       | 0       | 0       | 0       | 0       | 0        | 0            | 1000  | 177                    | 177        | 17     |
| 190-230                                   | 22   | 66   | 391     | 405     | 116     | 0       | 0       | 0       | 0       | 0       | 0        | 0            | 1000  | 211                    | 434        | 35     |
| 230-265                                   | 0    | 0  | 78      | 258     | 655     | 9       | 0       | 0       | 0       | 0       | 0        | 0            | 1000  | 245                    | 694        | 45     |
| 265-310                                   | 0    | 0  | 12      | 131     | 452     | 336     | 70      | 0       | 0       | 0       | 0        | 0            | 1000  | 286                    | 816        | 63     |
| 310-355                                   | 0    | 0  | 0       | 44      | 152     | 340     | 396     | 69      | 0       | 0       | 0        | 0            | 1000  | 334                    | 880        | 61     |
| 355-410                                   | 0    | 0  | 0       | 26      | 50      | 57      | 480     | 370     | 16      | 0       | 0        | 0            | 1000  | 375                    | 1221       | 86     |
| 410-490                                   | 0    | 0  | 0       | 8       | 7       | 50      | 193     | 377     | 304     | 61      | 0        | 0            | 1000  | 449                    | 1384       | 93     |
| 490-605                                   | 0    | 0  | 0       | 0       | 8       | 5       | 21      | 296     | 364     | 298     | 7        | 0            | 1000  | 542                    | 1417       | 90     |
| 605-825                                   | 0    | 0  | 0       | 0       | 7       | 23      | 0       | 54      | 217     | 502     | 153      | 45           | 1000  | 712                    | 1402       | 85     |
| 825-1055                                  | 0    | 0  | 0       | 0       | 0       | 0       | 11      | 13      | 34      | 72      | 750      | 120          | 1000  | 911                    | 729        | 44     |
| 1055 & above                              | 0    | 0  | 0       | 0       | 0       | 0       | 14      | 26      | 63      | 54      | 163      | 679          | 1000  | 1347                   | 796        | 66     |
| all                                       | 11   | 16   | 32      | 54      | 109     | 75      | 130     | 154     | 132     | 129     | 89       | 68           | 1000  | 474                    | 10098      | 697    |
| estd. hhs. (00)                           | 110  | 162  | 318     | 548     | 1100    | 757     | 1309    | 1560    | 1336    | 1305    | 901      | 691          | 10098 | X                      | X          | X      |
| sample hhs.                               | 10   | 12   | 28      | 38      | 75      | 57      | 83      | 110     | 84      | 91      | 57       | 52           | 697   | X                      | X          | X      |
| <b>Karnataka</b>                          |      | no. of sample blocks: 247                          |         |         |         |         |         |         |         |         |          |              |       |                        |            |        |
| < 160                                     | 594  | 357  | 41      | 7       | 0       | 0       | 0       | 0       | 0       | 0       | 0        | 0            | 1000  | 135                    | 1272       | 118    |
| 160-190                                   | 68   | 368  | 518     | 43      | 3       | 0       | 0       | 0       | 0       | 0       | 0        | 0            | 1000  | 174                    | 882        | 85     |
| 190-230                                   | 12   | 29   | 557     | 338     | 56      | 4       | 2       | 1       | 0       | 0       | 0        | 0            | 1000  | 211                    | 2371       | 218    |
| 230-265                                   | 5    | 22   | 71      | 322     | 524     | 49      | 7       | 0       | 0       | 0       | 0        | 0            | 1000  | 248                    | 1949       | 187    |
| 265-310                                   | 6    | 12   | 49      | 51      | 426     | 368     | 72      | 0       | 10      | 6       | 0        | 0            | 1000  | 287                    | 2368       | 229    |
| 310-355                                   | 0    | 0  | 21      | 32      | 76      | 428     | 411     | 32      | 0       | 0       | 0        | 0            | 1000  | 330                    | 1961       | 192    |
| 355-410                                   | 0    | 4  | 0       | 5       | 34      | 116     | 414     | 384     | 42      | 0       | 0        | 2            | 1000  | 382                    | 2419       | 221    |
| 410-490                                   | 0    | 0  | 0       | 5       | 8       | 52      | 155     | 402     | 357     | 18      | 3        | 0            | 1000  | 447                    | 2774       | 260    |
| 490-605                                   | 0    | 0  | 7       | 0       | 5       | 8       | 48      | 117     | 447     | 359     | 8        | 1            | 1000  | 546                    | 3012       | 275    |
| 605-825                                   | 0    | 0  | 3       | 0       | 0       | 5       | 9       | 43      | 168     | 559     | 180      | 32           | 1000  | 690                    | 3217       | 294    |
| 825-1055                                  | 0    | 0  | 0       | 0       | 0       | 0       | 0       | 0       | 15      | 186     | 570      | 229          | 1000  | 917                    | 1713       | 144    |
| 1055 & above                              | 0    | 0  | 0       | 0       | 0       | 0       | 0       | 10      | 34      | 42      | 214      | 700          | 1000  | 1452                   | 1531       | 246    |
| all                                       | 34   | 36   | 85      | 66      | 96      | 90      | 102     | 103     | 121     | 131     | 75       | 62           | 1000  | 423                    | 25469      | 2469   |
| estd. hhs. (00)                           | 868  | 928  | 2157    | 1686    | 2435    | 2284    | 2599    | 2616    | 3077    | 3328    | 1916     | 1575         | 25469 | X                      | X          | X      |
| sample hhs.                               | 88   | 82   | 198     | 173     | 231     | 210     | 243     | 235     | 282     | 318     | 168      | 241          | 2469  | X                      | X          | X      |

**Table (9): Per 1000 distribution of households by adjusted (considering annual expenditure) monthly per capita expenditure class for each unadjusted monthly per capita expenditure class**

| monthly per capita expenditure class (Rs) | <160 | adjusted monthly per capita expenditure class (Rs) |         |         |         |         |         |         |         |         |          |              |       |                        | Urban      |        |
|---|------|--|---------|---------|---------|---------|---------|---------|---------|---------|----------|--------------|-------|------------------------|------------|--------|
|   |      | 160-190  | 190-230 | 230-265 | 265-310 | 310-355 | 355-410 | 410-490 | 490-605 | 605-825 | 825-1055 | 1055 or more | all   | av. MPCE (Rs) (unadj.) | estd. (00) | sample |
|   |      | (3)  | (4)     | (5)     | (6)     | (7)     | (8)     | (9)     | (10)    | (11)    | (12)     | (13)         | (14)  | (15)                   | (16)       | (17)   |
| <b>Kerala</b>                             |      | no. of sample blocks: 183                          |         |         |         |         |         |         |         |         |          |              |       |                        |            |        |
| < 160                                     | 707  | 273  | 20      | 0       | 0       | 0       | 0       | 0       | 0       | 0       | 0        | 0            | 1000  | 131                    | 327        | 47     |
| 160-190                                   | 103  | 479  | 389     | 29      | 0       | 0       | 0       | 0       | 0       | 0       | 0        | 0            | 1000  | 180                    | 314        | 44     |
| 190-230                                   | 32   | 126  | 527     | 265     | 39      | 0       | 11      | 0       | 0       | 0       | 0        | 0            | 1000  | 210                    | 810        | 117    |
| 230-265                                   | 0    | 35   | 196     | 457     | 268     | 31      | 6       | 6       | 0       | 0       | 0        | 0            | 1000  | 248                    | 746        | 109    |
| 265-310                                   | 0    | 0  | 38      | 97      | 600     | 241     | 16      | 8       | 0       | 0       | 0        | 0            | 1000  | 289                    | 1352       | 180    |
| 310-355                                   | 0    | 0  | 6       | 57      | 249     | 379     | 241     | 40      | 17      | 0       | 0        | 10           | 1000  | 331                    | 1290       | 161    |
| 355-410                                   | 0    | 0  | 5       | 12      | 51      | 226     | 493     | 183     | 32      | 0       | 0        | 0            | 1000  | 381                    | 1412       | 181    |
| 410-490                                   | 0    | 0  | 0       | 16      | 43      | 81      | 139     | 487     | 205     | 9       | 13       | 5            | 1000  | 446                    | 1581       | 213    |
| 490-605                                   | 0    | 0  | 0       | 2       | 18      | 24      | 93      | 217     | 487     | 155     | 4        | 0            | 1000  | 543                    | 1592       | 209    |
| 605-825                                   | 0    | 0  | 0       | 0       | 0       | 11      | 33      | 79      | 240     | 505     | 82       | 49           | 1000  | 697                    | 1560       | 212    |
| 825-1055                                  | 0    | 0  | 0       | 0       | 0       | 12      | 10      | 36      | 45      | 249     | 330      | 317          | 1000  | 919                    | 923        | 127    |
| 1055 & above                              | 0    | 0  | 0       | 0       | 0       | 0       | 5       | 0       | 25      | 93      | 202      | 675          | 1000  | 1894                   | 1131       | 230    |
| all                                       | 22   | 28   | 59      | 63      | 118     | 104     | 113     | 123     | 123     | 106     | 53       | 89           | 1000  | 494                    | 13038      | 1830   |
| estd. hhs. (00)                           | 290  | 368  | 767     | 815     | 1532    | 1352    | 1476    | 1599    | 1609    | 1385    | 689      | 1154         | 13038 | X                      | X          | X      |
| sample hhs.                               | 41   | 52   | 109     | 118     | 199     | 181     | 197     | 211     | 211     | 183     | 115      | 213          | 1830  | X                      | X          | X      |
| <b>Madhya Pradesh</b>                     |      | no. of sample blocks: 325                          |         |         |         |         |         |         |         |         |          |              |       |                        |            |        |
| < 160                                     | 701  | 289  | 10      | 0       | 0       | 0       | 0       | 0       | 0       | 0       | 0        | 0            | 1000  | 134                    | 1162       | 129    |
| 160-190                                   | 71   | 477  | 432     | 16      | 0       | 0       | 0       | 4       | 0       | 0       | 0        | 0            | 1000  | 176                    | 1594       | 150    |
| 190-230                                   | 3    | 41   | 491     | 401     | 57      | 0       | 7       | 0       | 0       | 0       | 0        | 0            | 1000  | 211                    | 2800       | 271    |
| 230-265                                   | 0    | 9  | 72      | 405     | 438     | 70      | 3       | 3       | 0       | 0       | 0        | 0            | 1000  | 247                    | 2886       | 288    |
| 265-310                                   | 2    | 2  | 46      | 80      | 424     | 396     | 36      | 14      | 0       | 0       | 0        | 0            | 1000  | 286                    | 3404       | 343    |
| 310-355                                   | 0    | 0  | 4       | 42      | 144     | 270     | 472     | 55      | 5       | 8       | 0        | 0            | 1000  | 334                    | 3251       | 328    |
| 355-410                                   | 0    | 0  | 23      | 12      | 53      | 151     | 365     | 370     | 24      | 1       | 0        | 0            | 1000  | 380                    | 3138       | 333    |
| 410-490                                   | 0    | 0  | 12      | 4       | 22      | 68      | 185     | 421     | 268     | 16      | 0        | 4            | 1000  | 450                    | 3094       | 332    |
| 490-605                                   | 0    | 0  | 0       | 4       | 18      | 23      | 98      | 170     | 479     | 197     | 11       | 0            | 1000  | 540                    | 3020       | 320    |
| 605-825                                   | 0    | 0  | 0       | 0       | 5       | 10      | 24      | 94      | 203     | 545     | 105      | 14           | 1000  | 686                    | 3134       | 335    |
| 825-1055                                  | 0    | 0  | 0       | 0       | 0       | 0       | 18      | 5       | 119     | 281     | 435      | 142          | 1000  | 898                    | 1143       | 142    |
| 1055 & above                              | 0    | 0  | 0       | 0       | 0       | 0       | 0       | 31      | 29      | 110     | 151      | 678          | 1000  | 1823                   | 1525       | 262    |
| all                                       | 31   | 41   | 85      | 93      | 121     | 107     | 126     | 118     | 106     | 95      | 36       | 42           | 1000  | 408                    | 30151      | 3233   |
| estd. hhs. (00)                           | 942  | 1245   | 2561    | 2791    | 3643    | 3213    | 3790    | 3565    | 3184    | 2871    | 1093     | 1252         | 30151 | X                      | X          | X      |
| sample hhs.                               | 102  | 121  | 246     | 262     | 365     | 353     | 373     | 387     | 341     | 309     | 143      | 231          | 3233  | X                      | X          | X      |

**Table (9): Per 1000 distribution of households by adjusted (considering annual expenditure) monthly per capita expenditure class for each unadjusted monthly per capita expenditure class**

| monthly per capita expenditure class (Rs) | <160 | adjusted monthly per capita expenditure class (Rs) |         |         |         |         |         |         |         |         |          |              |       |                        | Urban      |        |
|---|------|--|---------|---------|---------|---------|---------|---------|---------|---------|----------|--------------|-------|------------------------|------------|--------|
|   |      | 160-190  | 190-230 | 230-265 | 265-310 | 310-355 | 355-410 | 410-490 | 490-605 | 605-825 | 825-1055 | 1055 or more | all   | av. MPCE (Rs) (unadj.) | estd. (00) | sample |
|   |      | (3)  | (4)     | (5)     | (6)     | (7)     | (8)     | (9)     | (10)    | (11)    | (12)     | (13)         | (14)  | (15)                   | (16)       | (17)   |
| <b>Maharashtra</b>                        |      | no. of sample blocks: 557                          |         |         |         |         |         |         |         |         |          |              |       |                        |            |        |
| < 160                                     | 600  | 367  | 23      | 5       | 0       | 0       | 0       | 0       | 0       | 5       | 0        | 0            | 1000  | 134                    | 2369       | 183    |
| 160-190                                   | 82   | 349  | 555     | 12      | 2       | 0       | 0       | 0       | 0       | 0       | 0        | 0            | 1000  | 175                    | 1997       | 177    |
| 190-230                                   | 18   | 58   | 430     | 416     | 65      | 8       | 4       | 0       | 0       | 0       | 0        | 0            | 1000  | 211                    | 2921       | 262    |
| 230-265                                   | 0    | 7  | 108     | 340     | 485     | 46      | 14      | 0       | 0       | 0       | 0        | 1            | 1000  | 248                    | 3256       | 281    |
| 265-310                                   | 0    | 8  | 35      | 78      | 441     | 334     | 87      | 1       | 13      | 2       | 0        | 0            | 1000  | 288                    | 4875       | 417    |
| 310-355                                   | 0    | 0  | 12      | 17      | 105     | 391     | 400     | 71      | 4       | 0       | 0        | 0            | 1000  | 333                    | 4641       | 386    |
| 355-410                                   | 0    | 2  | 4       | 5       | 29      | 123     | 444     | 364     | 24      | 6       | 0        | 0            | 1000  | 382                    | 5352       | 420    |
| 410-490                                   | 0    | 0  | 1       | 2       | 6       | 33      | 143     | 492     | 299     | 15      | 4        | 3            | 1000  | 448                    | 6124       | 530    |
| 490-605                                   | 0    | 0  | 0       | 1       | 11      | 11      | 52      | 120     | 541     | 249     | 11       | 5            | 1000  | 545                    | 7599       | 645    |
| 605-825                                   | 0    | 0  | 0       | 2       | 4       | 0       | 6       | 33      | 135     | 630     | 168      | 21           | 1000  | 704                    | 9558       | 841    |
| 825-1055                                  | 0    | 0  | 0       | 0       | 0       | 1       | 14      | 12      | 30      | 150     | 538      | 256          | 1000  | 929                    | 5700       | 518    |
| 1055 & above                              | 0    | 0  | 0       | 0       | 0       | 0       | 0       | 19      | 9       | 49      | 140      | 783          | 1000  | 1570                   | 6912       | 868    |
| all                                       | 27   | 29   | 49      | 47      | 77      | 75      | 100     | 110     | 125     | 151     | 94       | 116          | 1000  | 530                    | 61304      | 5528   |
| estd. hhs. (00)                           | 1638 | 1808   | 3027    | 2883    | 4734    | 4573    | 6116    | 6726    | 7674    | 9254    | 5748     | 7123         | 61304 | X                      | X          | X      |
| sample hhs.                               | 134  | 153  | 258     | 258     | 406     | 387     | 497     | 522     | 659     | 822     | 542      | 890          | 5528  | X                      | X          | X      |
| <b>Orissa</b>                             |      | no. of sample blocks: 104                          |         |         |         |         |         |         |         |         |          |              |       |                        |            |        |
| < 160                                     | 769  | 231  | 0       | 0       | 0       | 0       | 0       | 0       | 0       | 0       | 0        | 0            | 1000  | 136                    | 460        | 47     |
| 160-190                                   | 44   | 500  | 456     | 0       | 0       | 0       | 0       | 0       | 0       | 0       | 0        | 0            | 1000  | 176                    | 479        | 49     |
| 190-230                                   | 19   | 102  | 515     | 327     | 36      | 0       | 0       | 0       | 0       | 0       | 0        | 0            | 1000  | 213                    | 896        | 103    |
| 230-265                                   | 0    | 11   | 68      | 420     | 482     | 11      | 0       | 9       | 0       | 0       | 0        | 0            | 1000  | 247                    | 774        | 86     |
| 265-310                                   | 5    | 32   | 42      | 124     | 382     | 367     | 46      | 0       | 0       | 0       | 0        | 0            | 1000  | 290                    | 931        | 112    |
| 310-355                                   | 0    | 0  | 13      | 35      | 209     | 428     | 267     | 47      | 0       | 0       | 0        | 0            | 1000  | 333                    | 813        | 87     |
| 355-410                                   | 0    | 0  | 0       | 0       | 71      | 87      | 423     | 419     | 0       | 0       | 0        | 0            | 1000  | 383                    | 882        | 90     |
| 410-490                                   | 0    | 0  | 0       | 0       | 14      | 47      | 219     | 477     | 191     | 52      | 0        | 1            | 1000  | 441                    | 872        | 87     |
| 490-605                                   | 0    | 0  | 0       | 0       | 18      | 28      | 87      | 177     | 527     | 163     | 0        | 0            | 1000  | 538                    | 1100       | 113    |
| 605-825                                   | 0    | 0  | 0       | 0       | 0       | 0       | 0       | 21      | 45      | 828     | 82       | 25           | 1000  | 713                    | 1208       | 119    |
| 825-1055                                  | 0    | 0  | 0       | 0       | 0       | 0       | 0       | 0       | 59      | 295     | 536      | 110          | 1000  | 908                    | 554        | 60     |
| 1055 & above                              | 0    | 0  | 0       | 0       | 0       | 0       | 16      | 18      | 27      | 53      | 171      | 714          | 1000  | 1426                   | 486        | 84     |
| all                                       | 42   | 50   | 83      | 81      | 109     | 90      | 98      | 112     | 90      | 150     | 51       | 46           | 1000  | 403                    | 9455       | 1037   |
| estd. hhs. (00)                           | 397  | 476  | 783     | 762     | 1027    | 847     | 927     | 1059    | 846     | 1414    | 478      | 438          | 9455  | X                      | X          | X      |
| sample hhs.                               | 41   | 52   | 88      | 91      | 118     | 87      | 102     | 101     | 88      | 137     | 51       | 81           | 1037  | X                      | X          | X      |

**Table (9): Per 1000 distribution of households by adjusted (considering annual expenditure) monthly per capita expenditure class for each unadjusted monthly per capita expenditure class**

| monthly per capita expenditure class (Rs) | <160 | adjusted monthly per capita expenditure class (Rs) |         |         |         |         |         |         |         |         |          |              |       |                        | Urban      |        |
|---|------|--|---------|---------|---------|---------|---------|---------|---------|---------|----------|--------------|-------|------------------------|------------|--------|
|   |      | 160-190  | 190-230 | 230-265 | 265-310 | 310-355 | 355-410 | 410-490 | 490-605 | 605-825 | 825-1055 | 1055 or more | all   | av. MPCE (Rs) (unadj.) | estd. (00) | sample |
|   |      | (3)  | (4)     | (5)     | (6)     | (7)     | (8)     | (9)     | (10)    | (11)    | (12)     | (13)         | (14)  | (15)                   | (16)       | (17)   |
| <b>Punjab</b>                             |      | no. of sample blocks: 196                          |         |         |         |         |         |         |         |         |          |              |       |                        |            |        |
| < 160                                     | 802  | 147  | 51      | 0       | 0       | 0       | 0       | 0       | 0       | 0       | 0        | 0            | 1000  | 149                    | 75         | 9      |
| 160-190                                   | 88   | 666  | 246     | 0       | 0       | 0       | 0       | 0       | 0       | 0       | 0        | 0            | 1000  | 177                    | 130        | 19     |
| 190-230                                   | 29   | 47   | 599     | 285     | 17      | 11      | 0       | 12      | 0       | 0       | 0        | 0            | 1000  | 210                    | 389        | 58     |
| 230-265                                   | 0    | 11   | 26      | 472     | 458     | 34      | 0       | 0       | 0       | 0       | 0        | 0            | 1000  | 249                    | 619        | 84     |
| 265-310                                   | 0    | 5  | 7       | 103     | 483     | 342     | 60      | 0       | 0       | 0       | 0        | 0            | 1000  | 291                    | 923        | 142    |
| 310-355                                   | 0    | 0  | 0       | 15      | 140     | 454     | 348     | 43      | 0       | 0       | 0        | 0            | 1000  | 334                    | 1016       | 152    |
| 355-410                                   | 0    | 0  | 0       | 18      | 46      | 155     | 358     | 410     | 9       | 5       | 0        | 0            | 1000  | 378                    | 1242       | 188    |
| 410-490                                   | 0    | 0  | 4       | 5       | 20      | 45      | 109     | 548     | 252     | 17      | 0        | 0            | 1000  | 448                    | 1570       | 239    |
| 490-605                                   | 0    | 0  | 0       | 5       | 0       | 13      | 31      | 216     | 520     | 214     | 2        | 0            | 1000  | 544                    | 1907       | 282    |
| 605-825                                   | 0    | 0  | 0       | 0       | 0       | 20      | 12      | 37      | 175     | 632     | 109      | 15           | 1000  | 697                    | 2373       | 349    |
| 825-1055                                  | 0    | 0  | 0       | 0       | 0       | 0       | 0       | 5       | 67      | 290     | 449      | 188          | 1000  | 918                    | 1009       | 166    |
| 1055 & above                              | 0    | 0  | 0       | 0       | 0       | 0       | 29      | 0       | 10      | 146     | 249      | 566          | 1000  | 1442                   | 801        | 259    |
| all                                       | 7    | 11   | 25      | 46      | 80      | 94      | 94      | 159     | 157     | 195     | 76       | 56           | 1000  | 511                    | 12056      | 1947   |
| estd. hhs. (00)                           | 83   | 128  | 299     | 554     | 967     | 1137    | 1134    | 1921    | 1891    | 2350    | 916      | 678          | 12056 | X                      | X          | X      |
| sample hhs.                               | 8    | 19   | 44      | 81      | 135     | 173     | 178     | 283     | 286     | 353     | 165      | 222          | 1947  | X                      | X          | X      |
| <b>Rajasthan</b>                          |      | no. of sample blocks: 184                          |         |         |         |         |         |         |         |         |          |              |       |                        |            |        |
| < 160                                     | 589  | 324  | 27      | 20      | 40      | 0       | 0       | 0       | 0       | 0       | 0        | 0            | 1000  | 140                    | 460        | 46     |
| 160-190                                   | 42   | 383  | 482     | 93      | 0       | 0       | 0       | 0       | 0       | 0       | 0        | 0            | 1000  | 176                    | 564        | 44     |
| 190-230                                   | 47   | 98   | 443     | 369     | 38      | 0       | 4       | 0       | 0       | 0       | 0        | 0            | 1000  | 210                    | 1586       | 144    |
| 230-265                                   | 0    | 4  | 66      | 448     | 391     | 54      | 37      | 0       | 0       | 0       | 0        | 0            | 1000  | 248                    | 1405       | 119    |
| 265-310                                   | 0    | 12   | 22      | 124     | 375     | 372     | 95      | 0       | 0       | 0       | 0        | 0            | 1000  | 286                    | 1887       | 175    |
| 310-355                                   | 0    | 0  | 0       | 11      | 107     | 384     | 447     | 50      | 0       | 1       | 1        | 0            | 1000  | 332                    | 1965       | 181    |
| 355-410                                   | 0    | 0  | 12      | 10      | 42      | 93      | 443     | 351     | 35      | 14      | 0        | 0            | 1000  | 382                    | 2270       | 206    |
| 410-490                                   | 0    | 0  | 0       | 24      | 18      | 77      | 130     | 471     | 275     | 5       | 0        | 0            | 1000  | 448                    | 2261       | 204    |
| 490-605                                   | 0    | 0  | 0       | 0       | 1       | 11      | 83      | 129     | 548     | 219     | 9        | 0            | 1000  | 540                    | 2367       | 211    |
| 605-825                                   | 0    | 0  | 0       | 0       | 23      | 0       | 17      | 47      | 150     | 660     | 102      | 0            | 1000  | 679                    | 1955       | 190    |
| 825-1055                                  | 0    | 0  | 0       | 14      | 9       | 0       | 20      | 17      | 38      | 274     | 443      | 186          | 1000  | 928                    | 1334       | 123    |
| 1055 & above                              | 0    | 0  | 0       | 0       | 0       | 0       | 0       | 51      | 19      | 42      | 216      | 672          | 1000  | 1423                   | 1024       | 156    |
| all                                       | 19   | 29   | 60      | 85      | 91      | 102     | 140     | 127     | 124     | 119     | 54       | 49           | 1000  | 425                    | 19077      | 1799   |
| estd. hhs. (00)                           | 370  | 550  | 1149    | 1628    | 1742    | 1942    | 2672    | 2431    | 2361    | 2262    | 1033     | 937          | 19077 | X                      | X          | X      |
| sample hhs.                               | 31   | 46   | 110     | 129     | 159     | 189     | 235     | 229     | 207     | 215     | 109      | 140          | 1799  | X                      | X          | X      |

**Table (9): Per 1000 distribution of households by adjusted (considering annual expenditure) monthly per capita expenditure class for each unadjusted monthly per capita expenditure class**

| monthly per capita expenditure class (Rs) | <160 | adjusted monthly per capita expenditure class (Rs) |         |         |         |         |         |         |         |         |          |              |       | Urban                  |            |        |
|---|------|--|---------|---------|---------|---------|---------|---------|---------|---------|----------|--------------|-------|------------------------|------------|--------|
|   |      | 160-190  | 190-230 | 230-265 | 265-310 | 310-355 | 355-410 | 410-490 | 490-605 | 605-825 | 825-1055 | 1055 or more | all   | av. MPCE (Rs) (unadj.) | estd. (00) | sample |
|   |      | (3)  | (4)     | (5)     | (6)     | (7)     | (8)     | (9)     | (10)    | (11)    | (12)     | (13)         | (14)  | (15)                   | (16)       | (17)   |
| <b>Tamil Nadu</b>                         |      | no. of sample blocks: 407                          |         |         |         |         |         |         |         |         |          |              |       |                        |            |        |
| < 160                                     | 828  | 166  | 0       | 6       | 0       | 0       | 0       | 0       | 0       | 0       | 0        | 0            | 1000  | 116                    | 2844       | 166    |
| 160-190                                   | 67   | 435  | 471     | 26      | 0       | 0       | 0       | 0       | 0       | 0       | 0        | 0            | 1000  | 176                    | 2408       | 175    |
| 190-230                                   | 26   | 50   | 528     | 334     | 21      | 37      | 0       | 0       | 4       | 0       | 0        | 0            | 1000  | 211                    | 4971       | 368    |
| 230-265                                   | 10   | 11   | 101     | 531     | 329     | 12      | 0       | 6       | 1       | 0       | 0        | 0            | 1000  | 247                    | 4413       | 364    |
| 265-310                                   | 2    | 0  | 37      | 100     | 512     | 308     | 36      | 4       | 0       | 1       | 0        | 0            | 1000  | 287                    | 5794       | 457    |
| 310-355                                   | 0    | 0  | 10      | 23      | 127     | 454     | 347     | 29      | 4       | 0       | 6        | 0            | 1000  | 332                    | 4331       | 373    |
| 355-410                                   | 5    | 0  | 36      | 42      | 27      | 104     | 443     | 326     | 12      | 5       | 1        | 0            | 1000  | 381                    | 5151       | 399    |
| 410-490                                   | 0    | 0  | 0       | 7       | 23      | 22      | 139     | 529     | 255     | 23      | 1        | 1            | 1000  | 448                    | 5516       | 430    |
| 490-605                                   | 0    | 0  | 0       | 18      | 22      | 32      | 39      | 128     | 571     | 182     | 5        | 4            | 1000  | 543                    | 4236       | 338    |
| 605-825                                   | 0    | 0  | 0       | 3       | 4       | 9       | 21      | 78      | 152     | 599     | 122      | 12           | 1000  | 694                    | 5006       | 381    |
| 825-1055                                  | 0    | 0  | 0       | 6       | 0       | 7       | 2       | 15      | 107     | 157     | 437      | 270          | 1000  | 929                    | 2592       | 193    |
| 1055 & above                              | 0    | 0  | 0       | 0       | 0       | 5       | 3       | 12      | 30      | 90      | 120      | 740          | 1000  | 1804                   | 3163       | 398    |
| all                                       | 54   | 36   | 92      | 102     | 108     | 96      | 100     | 115     | 100     | 92      | 43       | 62           | 1000  | 438                    | 50425      | 4042   |
| estd. hhs. (00)                           | 2721 | 1820   | 4644    | 5126    | 5456    | 4860    | 5038    | 5778    | 5058    | 4619    | 2181     | 3124         | 50425 | X                      | X          | X      |
| sample hhs.                               | 158  | 145  | 350     | 375     | 437     | 401     | 422     | 429     | 412     | 362     | 194      | 357          | 4042  | X                      | X          | X      |
| <b>Uttar Pradesh</b>                      |      | no. of sample blocks: 448                          |         |         |         |         |         |         |         |         |          |              |       |                        |            |        |
| < 160                                     | 739  | 239  | 21      | 0       | 0       | 0       | 0       | 0       | 0       | 0       | 0        | 0            | 1000  | 133                    | 3360       | 257    |
| 160-190                                   | 111  | 437  | 436     | 16      | 0       | 0       | 0       | 0       | 0       | 0       | 0        | 0            | 1000  | 176                    | 2719       | 226    |
| 190-230                                   | 19   | 97   | 523     | 323     | 38      | 0       | 0       | 0       | 0       | 0       | 0        | 0            | 1000  | 210                    | 4999       | 450    |
| 230-265                                   | 0    | 20   | 167     | 354     | 432     | 27      | 0       | 0       | 0       | 0       | 0        | 0            | 1000  | 248                    | 4525       | 403    |
| 265-310                                   | 0    | 6  | 49      | 144     | 480     | 298     | 15      | 0       | 0       | 6       | 1        | 0            | 1000  | 285                    | 5060       | 507    |
| 310-355                                   | 5    | 10   | 25      | 40      | 131     | 377     | 365     | 44      | 0       | 3       | 0        | 0            | 1000  | 330                    | 4776       | 387    |
| 355-410                                   | 0    | 0  | 11      | 33      | 90      | 153     | 426     | 246     | 37      | 4       | 0        | 0            | 1000  | 380                    | 4513       | 397    |
| 410-490                                   | 0    | 2  | 0       | 18      | 22      | 15      | 167     | 432     | 331     | 14      | 0        | 0            | 1000  | 449                    | 5000       | 451    |
| 490-605                                   | 0    | 0  | 0       | 0       | 11      | 24      | 87      | 204     | 513     | 153     | 0        | 8            | 1000  | 546                    | 4905       | 423    |
| 605-825                                   | 0    | 0  | 0       | 0       | 0       | 0       | 25      | 22      | 138     | 661     | 114      | 41           | 1000  | 694                    | 5065       | 428    |
| 825-1055                                  | 0    | 0  | 0       | 0       | 0       | 0       | 0       | 0       | 72      | 285     | 399      | 245          | 1000  | 925                    | 2596       | 211    |
| 1055 & above                              | 0    | 0  | 0       | 0       | 0       | 0       | 22      | 0       | 11      | 84      | 195      | 687          | 1000  | 1531                   | 2244       | 311    |
| all                                       | 58   | 53   | 101     | 89      | 116     | 87      | 104     | 92      | 105     | 104     | 41       | 49           | 1000  | 389                    | 49763      | 4451   |
| estd. hhs. (00)                           | 2906 | 2650   | 5046    | 4423    | 5774    | 4312    | 5177    | 4590    | 5245    | 5158    | 2055     | 2427         | 49763 | X                      | X          | X      |
| sample hhs.                               | 223  | 236  | 449     | 403     | 520     | 402     | 426     | 443     | 430     | 442     | 186      | 291          | 4451  | X                      | X          | X      |



**Table (9): Per 1000 distribution of households by adjusted (considering annual expenditure) monthly per capita expenditure class for each unadjusted monthly per capita expenditure class**

| monthly per capita expenditure class (Rs) | <160 | adjusted monthly per capita expenditure class (Rs) |         |         |         |         |         |         |         |         |          |              |       |                        | Urban      |        |
|---|------|--|---------|---------|---------|---------|---------|---------|---------|---------|----------|--------------|-------|------------------------|------------|--------|
|   |      | 160-190  | 190-230 | 230-265 | 265-310 | 310-355 | 355-410 | 410-490 | 490-605 | 605-825 | 825-1055 | 1055 or more | all   | av. MPCE (Rs) (unadj.) | estd. (00) | sample |
| (1)                                       | (2)  | (3)  | (4)     | (5)     | (6)     | (7)     | (8)     | (9)     | (10)    | (11)    | (12)     | (13)         | (14)  | (15)                   | (16)       | (17)   |
| <b>West Bengal</b>                        |      |  |         |         |         |         |         |         |         |         |          |              |       |                        |            |        |
| no. of sample blocks: 365                 |      |  |         |         |         |         |         |         |         |         |          |              |       |                        |            |        |
| < 160                                     | 663  | 337  | 0       | 0       | 0       | 0       | 0       | 0       | 0       | 0       | 0        | 0            | 1000  | 133                    | 913        | 83     |
| 160-190                                   | 41   | 559  | 393     | 7       | 0       | 0       | 0       | 0       | 0       | 0       | 0        | 0            | 1000  | 174                    | 1271       | 102    |
| 190-230                                   | 10   | 50   | 527     | 356     | 56      | 0       | 0       | 0       | 0       | 0       | 0        | 0            | 1000  | 213                    | 2604       | 221    |
| 230-265                                   | 0    | 9  | 91      | 494     | 394     | 13      | 0       | 0       | 0       | 0       | 0        | 0            | 1000  | 247                    | 2556       | 249    |
| 265-310                                   | 7    | 0  | 37      | 95      | 549     | 295     | 17      | 0       | 0       | 0       | 0        | 0            | 1000  | 286                    | 3121       | 288    |
| 310-355                                   | 0    | 0  | 16      | 27      | 137     | 425     | 388     | 2       | 3       | 0       | 0        | 4            | 1000  | 331                    | 3409       | 293    |
| 355-410                                   | 0    | 0  | 0       | 7       | 87      | 143     | 424     | 316     | 19      | 4       | 0        | 0            | 1000  | 381                    | 3442       | 299    |
| 410-490                                   | 0    | 0  | 0       | 18      | 14      | 44      | 130     | 502     | 287     | 5       | 0        | 0            | 1000  | 447                    | 3880       | 338    |
| 490-605                                   | 0    | 0  | 0       | 0       | 13      | 10      | 45      | 98      | 548     | 282     | 0        | 3            | 1000  | 547                    | 4684       | 396    |
| 605-825                                   | 0    | 0  | 0       | 0       | 4       | 6       | 5       | 19      | 83      | 729     | 137      | 17           | 1000  | 704                    | 6262       | 520    |
| 825-1055                                  | 0    | 7  | 0       | 0       | 0       | 0       | 0       | 13      | 32      | 180     | 638      | 130          | 1000  | 928                    | 2602       | 212    |
| 1055 & above                              | 0    | 0  | 0       | 0       | 0       | 0       | 0       | 14      | 0       | 107     | 144      | 735          | 1000  | 1518                   | 2728       | 337    |
| all                                       | 19   | 32   | 61      | 72      | 101     | 84      | 96      | 99      | 116     | 178     | 78       | 66           | 1000  | 474                    | 37473      | 3338   |
| estd. hhs. (00)                           | 704  | 1188   | 2273    | 2680    | 3777    | 3142    | 3587    | 3691    | 4360    | 6681    | 2911     | 2479         | 37473 | X                      | X          | X      |
| sample hhs.                               | 65   | 94   | 200     | 242     | 327     | 296     | 311     | 337     | 369     | 540     | 239      | 318          | 3338  | X                      | X          | X      |

**Table 10B : Monthly per capita expenditure on footwear using "LAST MONTH" and "LAST YEAR" reference periods**

| state/u.t.            | estimated per capita expenditure (Rs.) on footwear |  |                                       |                                       |  |                                       |
|-----------------------|--|--|---------------------------------------|---------------------------------------|--|---------------------------------------|
|                       | rural  |  |                                       | urban                                 |  |                                       |
|                       | annual PCE<br>using 365<br>days' data              | monthly PCE<br>using 365<br>days' data<br>[(30/365) x col.2] | monthly PCE<br>using 30<br>days' data | annual PCE<br>using 365<br>days' data | monthly PCE<br>using 365<br>days' data<br>[(30/365) x col.2] | monthly PCE<br>using 30<br>days' data |
| (1)                   | (2)  | (3)  | (4)                                   | (5)                                   | (6)  | (7)                                   |
| Andhra Pradesh        | 21.38  | 1.76   | 1.75                                  | 40.21                                 | 3.30   | 2.65                                  |
| Arunachal Pradesh     | 37.84  | 3.11   | 4.91                                  | 97.73                                 | 8.03   | 9.56                                  |
| Assam                 | 23.34  | 1.92   | 1.20                                  | 78.22                                 | 6.43   | 4.56                                  |
| Bihar                 | 19.38  | 1.59   | 1.15                                  | 56.89                                 | 4.68   | 2.70                                  |
| Goa                   | 44.11  | 3.63   | 3.74                                  | 60.35                                 | 4.96   | 3.02                                  |
| Gujarat               | 40.52  | 3.33   | 1.86                                  | 78.30                                 | 6.44   | 3.67                                  |
| Haryana               | 83.18  | 6.84   | 7.64                                  | 113.01                                | 9.29   | 5.57                                  |
| Himachal Pradesh      | 92.92  | 7.64   | 7.03                                  | 204.24                                | 16.79  | 21.37                                 |
| Jammu & Kashmir       | 97.71  | 8.03   | 8.22                                  | 161.74                                | 13.29  | 11.14                                 |
| Karnataka             | 25.59  | 2.10   | 1.25                                  | 55.40                                 | 4.55   | 2.29                                  |
| Kerala                | 35.30  | 2.90   | 3.54                                  | 40.06                                 | 3.29   | 4.81                                  |
| Madhya Pradesh        | 32.54  | 2.67   | 2.78                                  | 62.92                                 | 5.17   | 4.23                                  |
| Maharashtra           | 34.48  | 2.83   | 1.61                                  | 70.86                                 | 5.82   | 3.60                                  |
| Manipur               | 73.00  | 6.00   | 4.88                                  | 105.95                                | 8.71   | 5.43                                  |
| Meghalaya             | 64.29  | 5.28   | 2.43                                  | 139.83                                | 11.49  | 3.85                                  |
| Mizoram               | 158.81   | 13.05  | 11.02                                 | 244.42                                | 20.09  | 16.99                                 |
| Nagaland              | 136.72   | 11.24  | 6.49                                  | 175.61                                | 14.43  | 7.76                                  |
| Orissa                | 10.84  | 0.89   | 0.74                                  | 47.87                                 | 3.93   | 3.02                                  |
| Punjab                | 110.65   | 9.09   | 8.16                                  | 129.29                                | 10.63  | 9.17                                  |
| Rajasthan             | 69.24  | 5.69   | 5.38                                  | 87.27                                 | 7.17   | 6.04                                  |
| Sikkim                | 124.19   | 10.21  | 1.36                                  | 186.88                                | 15.36  | 4.42                                  |
| Tamil Nadu            | 13.76  | 1.13   | 0.79                                  | 33.37                                 | 2.74   | 2.12                                  |
| Tripura               | 37.53  | 3.08   | 1.99                                  | 70.58                                 | 5.80   | 6.11                                  |
| Uttar Pradesh         | 37.83  | 3.11   | 3.21                                  | 70.58                                 | 5.80   | 4.65                                  |
| West Bengal           | 22.06  | 1.81   | 1.56                                  | 63.61                                 | 5.23   | 4.53                                  |
| Andaman & Nicobar Is. | 70.39  | 5.79   | 5.78                                  | 115.24                                | 9.47   | 13.00                                 |
| Chandigarh            | 98.12  | 8.06   | 6.87                                  | 171.17                                | 14.07  | 19.66                                 |
| Dadra & Nagar Haveli  | 31.62  | 2.60   | 1.24                                  | 109.31                                | 8.98   | 5.96                                  |
| Daman & Diu           | 78.10  | 6.42   | 2.73                                  | 118.56                                | 9.74   | 3.76                                  |
| Delhi                 | 93.22  | 7.66   | 7.61                                  | 128.42                                | 10.56  | 9.22                                  |
| Lakshadweep           | 43.97  | 3.61   | 6.60                                  | 35.27                                 | 2.90   | 3.89                                  |
| Pondicherry           | 14.44  | 1.19   | 0.79                                  | 30.79                                 | 2.53   | 2.22                                  |
| all-India             | 34.15  | 2.81   | 2.48                                  | 67.59                                 | 5.56   | 4.19                                  |

**Table 10E : Monthly per capita expenditure on durable goods using "LAST MONTH" and "LAST YEAR" reference periods**

| state/u.t.            | estimated per capita expenditure (Rs.) on durable goods |  |                                       |                                       |  |                                       |
|-----------------------|---|--|---------------------------------------|---------------------------------------|--|---------------------------------------|
|                       | rural   |  |                                       | urban                                 |  |                                       |
|                       | annual PCE<br>using 365<br>days' data                   | monthly PCE<br>using 365<br>days' data<br>[(30/365) x col.2] | monthly PCE<br>using 30<br>days' data | annual PCE<br>using 365<br>days' data | monthly PCE<br>using 365<br>days' data<br>[(30/365) x col.2] | monthly PCE<br>using 30<br>days' data |
| (1)                   | (2)   | (3)  | (4)                                   | (5)                                   | (6)  | (7)                                   |
| Andhra Pradesh        | 61.50   | 5.05   | 7.10                                  | 105.87                                | 8.70   | 9.78                                  |
| Arunachal Pradesh     | 55.02   | 4.52   | 4.52                                  | 89.74                                 | 7.38   | 9.52                                  |
| Assam                 | 93.50   | 7.68   | 3.70                                  | 166.52                                | 13.69  | 10.52                                 |
| Bihar                 | 38.29   | 3.15   | 2.82                                  | 57.05                                 | 4.69   | 4.59                                  |
| Goa                   | 179.44  | 14.75  | 2.54                                  | 216.42                                | 17.79  | 8.78                                  |
| Gujarat               | 88.00   | 7.23   | 5.65                                  | 155.71                                | 12.80  | 11.92                                 |
| Haryana               | 129.14  | 10.61  | 24.65                                 | 140.44                                | 11.54  | 20.31                                 |
| Himachal Pradesh      | 133.04  | 10.93  | 10.73                                 | 367.41                                | 30.20  | 153.92                                |
| Jammu & Kashmir       | 109.82  | 9.03   | 6.04                                  | 157.24                                | 12.92  | 20.40                                 |
| Karnataka             | 73.77   | 6.06   | 4.76                                  | 98.72                                 | 8.11   | 6.97                                  |
| Kerala                | 182.07  | 14.96  | 20.23                                 | 294.98                                | 24.24  | 24.64                                 |
| Madhya Pradesh        | 63.89   | 5.25   | 6.17                                  | 141.68                                | 11.64  | 17.48                                 |
| Maharashtra           | 68.30   | 5.61   | 8.76                                  | 200.36                                | 16.47  | 20.67                                 |
| Manipur               | 75.56   | 6.21   | 1.41                                  | 89.84                                 | 7.38   | 1.91                                  |
| Meghalaya             | 103.58  | 8.51   | 2.04                                  | 138.99                                | 11.42  | 3.53                                  |
| Mizoram               | 90.42   | 7.43   | 1.66                                  | 196.01                                | 16.11  | 7.91                                  |
| Nagaland              | 271.15  | 22.29  | 2.26                                  | 254.47                                | 20.92  | 5.58                                  |
| Orissa                | 75.27   | 6.19   | 4.60                                  | 126.35                                | 10.38  | 9.34                                  |
| Punjab                | 154.91  | 12.73  | 20.83                                 | 178.60                                | 14.68  | 15.77                                 |
| Rajasthan             | 54.68   | 4.49   | 7.47                                  | 86.98                                 | 7.15   | 10.94                                 |
| Sikkim                | 36.88   | 3.03   | 0.73                                  | 21.14                                 | 1.74   | 3.26                                  |
| Tamil Nadu            | 101.35  | 8.33   | 12.88                                 | 234.74                                | 19.29  | 16.49                                 |
| Tripura               | 54.22   | 4.46   | 3.32                                  | 82.73                                 | 6.80   | 9.87                                  |
| Uttar Pradesh         | 93.07   | 7.65   | 7.89                                  | 98.22                                 | 8.07   | 9.90                                  |
| West Bengal           | 64.72   | 5.32   | 4.81                                  | 109.13                                | 8.97   | 9.94                                  |
| Andaman & Nicobar Is. | 384.76  | 31.62  | 12.63                                 | 819.91                                | 67.39  | 146.93                                |
| Chandigarh            | 78.91   | 6.49   | 4.48                                  | 671.51                                | 55.19  | 221.21                                |
| Dadra & Nagar Haveli  | 80.70   | 6.63   | 1.93                                  | 294.99                                | 24.25  | 2.05                                  |
| Daman & Diu           | 153.55  | 12.62  | 6.46                                  | 247.65                                | 20.35  | 7.25                                  |
| Delhi                 | 101.63  | 8.35   | 4.19                                  | 145.36                                | 11.95  | 36.92                                 |
| Lakshadweep           | 149.36  | 12.28  | 10.32                                 | 170.01                                | 13.97  | 18.13                                 |
| Pondicherry           | 174.52  | 14.34  | 6.55                                  | 222.38                                | 18.28  | 20.71                                 |
| all-India             | 79.92   | 6.57   | 7.67                                  | 148.02                                | 12.17  | 15.17                                 |

**Table 10C : Monthly per capita medical expenditure (institutional) using "LAST MONTH" and "LAST YEAR" reference periods**

| state/u.t.            | estimated per capita medical (institutional) expenditure (Rs.) |  |                                       |                                       |  |                                       |
|-----------------------|--|--|---------------------------------------|---------------------------------------|--|---------------------------------------|
|                       | rural  |  |                                       | urban                                 |  |                                       |
|                       | annual PCE<br>using 365<br>days' data                          | monthly PCE<br>using 365<br>days' data<br>[(30/365) x col.2] | monthly PCE<br>using 30<br>days' data | annual PCE<br>using 365<br>days' data | monthly PCE<br>using 365<br>days' data<br>[(30/365) x col.2] | monthly PCE<br>using 30<br>days' data |
| (1)                   | (2)  | (3)  | (4)                                   | (5)                                   | (6)  | (7)                                   |
| Andhra Pradesh        | 39.21  | 3.22   | 4.71                                  | 35.68                                 | 2.93   | 5.52                                  |
| Arunachal Pradesh     | 9.09   | 0.75   | 0.77                                  | 42.98                                 | 3.53   | 4.51                                  |
| Assam                 | 8.48   | 0.70   | 0.65                                  | 23.66                                 | 1.94   | 2.02                                  |
| Bihar                 | 5.23   | 0.43   | 0.31                                  | 11.28                                 | 0.93   | 0.53                                  |
| Goa                   | 30.93  | 2.54   | 8.87                                  | 43.38                                 | 3.57   | 0.94                                  |
| Gujarat               | 32.56  | 2.68   | 3.00                                  | 38.55                                 | 3.17   | 5.21                                  |
| Haryana               | 26.11  | 2.15   | 2.82                                  | 50.57                                 | 4.16   | 1.74                                  |
| Himachal Pradesh      | 30.87  | 2.54   | 6.55                                  | 9.53                                  | 0.78   | 0.81                                  |
| Jammu & Kashmir       | 1.08   | 0.09   | 0.70                                  | 1.73                                  | 0.14   | 0.81                                  |
| Karnataka             | 48.50  | 3.99   | 3.20                                  | 53.46                                 | 4.39   | 4.56                                  |
| Kerala                | 73.30  | 6.02   | 5.07                                  | 92.09                                 | 7.57   | 8.40                                  |
| Madhya Pradesh        | 19.14  | 1.57   | 1.41                                  | 38.41                                 | 3.16   | 2.60                                  |
| Maharashtra           | 32.66  | 2.68   | 4.18                                  | 41.70                                 | 3.43   | 8.79                                  |
| Manipur               | 21.68  | 1.78   | 0.75                                  | 25.96                                 | 2.13   | 0.73                                  |
| Meghalaya             | 11.47  | 0.94   | 0.41                                  | 12.09                                 | 0.99   | 1.42                                  |
| Mizoram               | 9.83   | 0.81   | 0.40                                  | 7.76                                  | 0.64   | 0.56                                  |
| Nagaland              | 24.09  | 1.98   | 1.24                                  | 33.19                                 | 2.73   | 3.57                                  |
| Orissa                | 21.05  | 1.73   | 3.55                                  | 25.33                                 | 2.08   | 4.07                                  |
| Punjab                | 13.47  | 1.11   | 5.53                                  | 22.98                                 | 1.89   | 9.80                                  |
| Rajasthan             | 21.25  | 1.75   | 1.42                                  | 24.22                                 | 1.99   | 4.96                                  |
| Sikkim                | 0.06   | 0.00   | 0.04                                  | 0.00                                  | 0.00   | 0.00                                  |
| Tamil Nadu            | 27.87  | 2.29   | 3.98                                  | 51.41                                 | 4.23   | 10.40                                 |
| Tripura               | 24.13  | 1.98   | 1.83                                  | 137.40                                | 11.29  | 4.77                                  |
| Uttar Pradesh         | 13.08  | 1.08   | 1.97                                  | 13.91                                 | 1.14   | 2.35                                  |
| West Bengal           | 6.66   | 0.55   | 0.99                                  | 74.79                                 | 6.15   | 3.72                                  |
| Andaman & Nicobar Is. | 10.86  | 0.89   | 0.25                                  | 10.53                                 | 0.87   | 0.89                                  |
| Chandigarh            | 10.98  | 0.90   | 0.94                                  | 16.32                                 | 1.34   | 0.32                                  |
| Dadra & Nagar Haveli  | 0.00   | 0.00   | 0.00                                  | 0.15                                  | 0.01   | 0.00                                  |
| Daman & Diu           | 6.83   | 0.56   | 0.00                                  | 0.00                                  | 0.00   | 0.00                                  |
| Delhi                 | 104.61   | 8.60   | 12.06                                 | 141.86                                | 11.66  | 11.16                                 |
| Lakshadweep           | 14.38  | 1.18   | 4.43                                  | 65.73                                 | 5.40   | 7.78                                  |
| Pondicherry           | 16.53  | 1.36   | 1.47                                  | 41.25                                 | 3.39   | 2.56                                  |
| all-India             | 22.43  | 1.84   | 2.52                                  | 43.29                                 | 3.56   | 5.54                                  |

**Table 10A : Monthly per capita expenditure on clothing using "LAST MONTH" and "LAST YEAR" reference periods**

| state/u.t.            | estimated per capita expenditure (Rs.) on clothing |  |                                       |                                       |  |                                       |
|-----------------------|--|--|---------------------------------------|---------------------------------------|--|---------------------------------------|
|                       | rural  |  |                                       | urban                                 |  |                                       |
|                       | annual PCE<br>using 365<br>days' data              | monthly PCE<br>using 365<br>days' data<br>[(30/365) x col.2] | monthly PCE<br>using 30<br>days' data | annual PCE<br>using 365<br>days' data | monthly PCE<br>using 365<br>days' data<br>[(30/365) x col.2] | monthly PCE<br>using 30<br>days' data |
| (1)                   | (2)  | (3)  | (4)                                   | (5)                                   | (6)  | (7)                                   |
| Andhra Pradesh        | 239.68   | 19.70  | 21.70                                 | 330.12                                | 27.13  | 22.35                                 |
| Arunachal Pradesh     | 124.57   | 10.24  | 15.11                                 | 369.63                                | 30.38  | 31.32                                 |
| Assam                 | 200.03   | 16.44  | 7.91                                  | 427.08                                | 35.10  | 20.96                                 |
| Bihar                 | 186.44   | 15.32  | 7.97                                  | 308.96                                | 25.39  | 13.07                                 |
| Goa                   | 397.93   | 32.71  | 35.95                                 | 416.42                                | 34.23  | 21.24                                 |
| Gujarat               | 281.62   | 23.15  | 11.45                                 | 424.03                                | 34.85  | 16.26                                 |
| Haryana               | 372.00   | 30.58  | 20.71                                 | 495.60                                | 40.73  | 16.81                                 |
| Himachal Pradesh      | 328.39   | 26.99  | 17.49                                 | 618.42                                | 50.83  | 52.36                                 |
| Jammu & Kashmir       | 302.31   | 24.85  | 19.10                                 | 445.81                                | 36.64  | 21.93                                 |
| Karnataka             | 272.70   | 22.41  | 15.93                                 | 378.11                                | 31.08  | 19.53                                 |
| Kerala                | 292.32   | 24.03  | 16.80                                 | 356.13                                | 29.27  | 36.21                                 |
| Madhya Pradesh        | 278.47   | 22.89  | 15.95                                 | 388.68                                | 31.95  | 23.55                                 |
| Maharashtra           | 303.07   | 24.91  | 17.72                                 | 441.36                                | 36.28  | 21.34                                 |
| Manipur               | 146.74   | 12.06  | 7.34                                  | 189.73                                | 15.59  | 5.48                                  |
| Meghalaya             | 326.51   | 26.84  | 10.28                                 | 566.30                                | 46.55  | 24.70                                 |
| Mizoram               | 308.48   | 25.35  | 11.86                                 | 554.76                                | 45.60  | 32.32                                 |
| Nagaland              | 453.21   | 37.25  | 11.63                                 | 561.36                                | 46.14  | 11.42                                 |
| Orissa                | 168.01   | 13.81  | 10.70                                 | 332.16                                | 27.30  | 21.13                                 |
| Punjab                | 421.79   | 34.67  | 21.52                                 | 458.80                                | 37.71  | 19.72                                 |
| Rajasthan             | 301.26   | 24.76  | 15.64                                 | 371.81                                | 30.56  | 15.14                                 |
| Sikkim                | 378.01   | 31.07  | 6.00                                  | 545.76                                | 44.86  | 14.51                                 |
| Tamil Nadu            | 227.00   | 18.66  | 12.63                                 | 344.07                                | 28.28  | 21.14                                 |
| Tripura               | 229.14   | 18.83  | 10.44                                 | 325.04                                | 26.72  | 24.46                                 |
| Uttar Pradesh         | 266.75   | 21.92  | 17.91                                 | 385.05                                | 31.65  | 21.11                                 |
| West Bengal           | 234.02   | 19.23  | 12.74                                 | 438.64                                | 36.05  | 23.00                                 |
| Andaman & Nicobar Is. | 411.57   | 33.83  | 31.71                                 | 584.04                                | 48.00  | 59.95                                 |
| Chandigarh            | 386.92   | 31.80  | 36.19                                 | 598.27                                | 49.17  | 57.55                                 |
| Dadra & Nagar Haveli  | 260.35   | 21.40  | 11.09                                 | 614.50                                | 50.51  | 10.53                                 |
| Daman & Diu           | 630.09   | 51.79  | 12.68                                 | 505.13                                | 41.52  | 9.95                                  |
| Delhi                 | 469.40   | 38.58  | 24.15                                 | 578.68                                | 47.56  | 32.05                                 |
| Lakshadweep           | 150.81   | 12.40  | 49.54                                 | 290.08                                | 23.84  | 14.24                                 |
| Pondicherry           | 245.18   | 20.15  | 35.55                                 | 332.36                                | 27.32  | 31.02                                 |
| all-India             | 257.73   | 21.18  | 15.12                                 | 398.36                                | 32.74  | 21.43                                 |

**Table 10D : Monthly per capita expenditure on education using "LAST MONTH" and "LAST YEAR" reference periods**

| state/u.t.            | estimated per capita expenditure (Rs.) on education |  |                                       |                                       |  |                                       |
|-----------------------|---|--|---------------------------------------|---------------------------------------|--|---------------------------------------|
|                       | rural   |  |                                       | urban                                 |  |                                       |
|                       | annual PCE<br>using 365<br>days' data               | monthly PCE<br>using 365<br>days' data<br>[(30/365) x col.2] | monthly PCE<br>using 30<br>days' data | annual PCE<br>using 365<br>days' data | monthly PCE<br>using 365<br>days' data<br>[(30/365) x col.2] | monthly PCE<br>using 30<br>days' data |
| (1)                   | (2)   | (3)  | (4)                                   | (5)                                   | (6)  | (7)                                   |
| Andhra Pradesh        | 32.48   | 2.67   | 2.44                                  | 171.21                                | 14.07  | 12.15                                 |
| Arunachal Pradesh     | 37.51   | 3.08   | 4.96                                  | 113.67                                | 9.34   | 18.14                                 |
| Assam                 | 40.09   | 3.30   | 2.74                                  | 180.67                                | 14.85  | 13.92                                 |
| Bihar                 | 38.56   | 3.17   | 3.06                                  | 194.14                                | 15.96  | 14.29                                 |
| Goa                   | 154.10  | 12.67  | 7.90                                  | 164.47                                | 13.52  | 9.80                                  |
| Gujarat               | 33.33   | 2.74   | 1.99                                  | 144.03                                | 11.84  | 12.36                                 |
| Haryana               | 105.54  | 8.67   | 9.35                                  | 315.18                                | 25.91  | 29.37                                 |
| Himachal Pradesh      | 108.84  | 8.95   | 7.29                                  | 456.56                                | 37.53  | 27.06                                 |
| Jammu & Kashmir       | 115.20  | 9.47   | 10.29                                 | 381.18                                | 31.33  | 33.40                                 |
| Karnataka             | 33.51   | 2.75   | 2.21                                  | 202.22                                | 16.62  | 13.35                                 |
| Kerala                | 121.54  | 9.99   | 9.73                                  | 169.71                                | 13.95  | 15.71                                 |
| Madhya Pradesh        | 29.99   | 2.46   | 2.27                                  | 152.96                                | 12.57  | 13.60                                 |
| Maharashtra           | 42.19   | 3.47   | 2.95                                  | 239.90                                | 19.72  | 16.49                                 |
| Manipur               | 160.05  | 13.15  | 15.81                                 | 238.57                                | 19.61  | 17.20                                 |
| Meghalaya             | 78.56   | 6.46   | 5.53                                  | 315.21                                | 25.91  | 19.93                                 |
| Mizoram               | 119.16  | 9.79   | 8.63                                  | 283.32                                | 23.29  | 18.10                                 |
| Nagaland              | 328.77  | 27.02  | 21.69                                 | 418.98                                | 34.44  | 28.91                                 |
| Orissa                | 34.44   | 2.83   | 3.54                                  | 173.35                                | 14.25  | 15.48                                 |
| Punjab                | 124.16  | 10.20  | 9.79                                  | 296.01                                | 24.33  | 23.95                                 |
| Rajasthan             | 42.71   | 3.51   | 2.85                                  | 169.55                                | 13.94  | 15.00                                 |
| Sikkim                | 98.23   | 8.07   | 6.54                                  | 403.28                                | 33.15  | 28.24                                 |
| Tamil Nadu            | 52.34   | 4.30   | 3.81                                  | 171.90                                | 14.13  | 13.81                                 |
| Tripura               | 164.23  | 13.50  | 23.48                                 | 303.58                                | 24.95  | 31.19                                 |
| Uttar Pradesh         | 53.24   | 4.38   | 4.48                                  | 210.33                                | 17.29  | 18.05                                 |
| West Bengal           | 68.14   | 5.60   | 5.69                                  | 302.37                                | 24.85  | 24.92                                 |
| Andaman & Nicobar Is. | 59.68   | 4.91   | 3.93                                  | 204.45                                | 16.80  | 19.64                                 |
| Chandigarh            | 124.46  | 10.23  | 19.44                                 | 572.61                                | 47.06  | 60.11                                 |
| Dadra & Nagar Haveli  | 19.28   | 1.58   | 0.55                                  | 108.56                                | 8.92   | 6.49                                  |
| Daman & Diu           | 85.34   | 7.01   | 17.33                                 | 126.49                                | 10.40  | 8.04                                  |
| Delhi                 | 130.33  | 10.71  | 10.10                                 | 501.66                                | 41.23  | 95.94                                 |
| Lakshadweep           | 15.32   | 1.26   | 0.52                                  | 18.73                                 | 1.54   | 1.04                                  |
| Pondicherry           | 89.33   | 7.34   | 6.03                                  | 114.84                                | 9.44   | 11.49                                 |
| all-India             | 51.34   | 4.22   | 4.07                                  | 217.85                                | 17.91  | 19.41                                 |