

State (State)

File: Block 1,3 ,10_Household Characteristics

Overview






















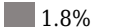

Type: Discrete Valid cases: 29995
Format: character Invalid: 0
Width: 2

Questions and instructions

LITERAL QUESTION

State

CATEGORIES

Value	Category	Cases	
02	Andhra Pradesh	2215	 7.4%
03	Arunachal Pradesh	461	 1.5%
04	Assam	1107	 3.7%
05	Bihar	2214	 7.4%
06	Goa	108	 0.4%
07	Gujarat	1213	 4.0%
08	Haryana	444	 1.5%
09	Himachal Pradesh	607	 2.0%
10	Jammu & Kashmir	361	 1.2%
11	Karnataka	1354	 4.5%
12	Kerala	1075	 3.6%
13	Madhya Pradesh	2212	 7.4%
14	Maharashtra	2551	 8.5%
15	Manipur	439	 1.5%
16	Meghalaya	396	 1.3%
17	Mizoram	360	 1.2%
18	Nagaland	212	 0.7%
19	Orissa	1051	 3.5%
20	Punjab	941	 3.1%
21	Rajasthan	1286	 4.3%
22	Sikkim	160	 0.5%
23	Tamil Nadu	2104	 7.0%
24	Tripura	530	 1.8%

25	Uttar Pradesh	3548	11.8%
26	West Bengal	2043	6.8%
27	A & N Islands	272	0.9%
28	Chandigarh	93	0.3%
29	Dadra & Nagar Haveli	96	0.3%
30	Daman & Diu	80	0.3%
31	Delhi	270	0.9%
32	Lakshdweep	68	0.2%
33	Pondicherry	124	0.4%

Warning: these figures indicate the number of cases found in the data file. They cannot be interpreted as summary statistics of the population of interest.

Imputation and Derivation

DERIVATION

This variable has been derived from the variable "State Region" to enable the users to easily access state wise data.