

# State (State)

## File: Blocks 1,3,10\_Household Characteristics

### Overview



















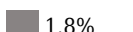


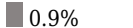

Type: Discrete    Valid cases: 13137  
Format: character    Invalid: 0  
Width: 2

### Questions and instructions

LITERAL QUESTION

State

#### CATEGORIES

Value	Category	Cases	
02	Andhra Pradesh	959	 7.3%
03	Assam	461	 3.5%
04	Bihar	1023	 7.8%
05	Gujarat	516	 3.9%
06	Haryana	192	 1.5%
07	Himachal Pradesh	254	 1.9%
08	Jammu & Kashmir	212	 1.6%
09	Karnataka	575	 4.4%
10	Kerala	480	 3.7%
11	Madhya Pradesh	958	 7.3%
12	Maharashtra	1118	 8.5%
13	Manipur	192	 1.5%
14	Meghalaya	176	 1.3%
15	Nagaland	96	 0.7%
16	Orissa	486	 3.7%
17	Punjab	416	 3.2%
18	Rajasthan	547	 4.2%
19	Sikkim	70	 0.5%
20	Tamil Nadu	903	 6.9%
21	Tripura	241	 1.8%
22	Uttar Pradesh	1517	 11.5%
23	West Bengal	866	 6.6%
24	A & N Islands	120	 0.9%

25	Arunachal Pradesh	195	■ 1.5%
26	Chandigarh	39	■ 0.3%
27	Dadra & Nagar Haveli	40	■ 0.3%
28	Delhi	147	■ 1.1%
29	Goa	50	■ 0.4%
30	Lakshdweep	29	■ 0.2%
31	Mizoram	176	■ 1.3%
32	Pondicherry	55	■ 0.4%
33	Daman & Diu	28	■ 0.2%

---

Warning: these figures indicate the number of cases found in the data file. They cannot be interpreted as summary statistics of the population of interest.

## Imputation and Derivation

---

### DERIVATION

This variable has been derived from the variable "State Region" to enable the users to easily access state wise data.