

STATE CODE (State)

File: A_B-IDENTIFICATION DATA

Overview























Type: Discrete Valid cases: 28723
Format: numeric Invalid: 0
Width: 2
Decimals: 0

Questions and instructions

LITERAL QUESTION

Code for the State of India

CATEGORIES

Value	Category	Cases	
2	ANDHRA PRADESH	2542	 8.9%
3	ARUNCHAL PRADESH	0	 0.0%
4	ASSAM	449	 1.6%
5	BIHAR	852	 3.0%
6	GOA	296	 1.0%
7	GUJARAT	2328	 8.1%
8	HARYANA	909	 3.2%
9	HIMACHAL PRADESH	442	 1.5%
10	JAMMU & KASHMIR	350	 1.2%
11	KARNATAKA	1680	 5.8%
12	KERALA	1619	 5.6%
13	MADHYA PRADESH	1018	 3.5%
14	MAHARASHTRA	3535	 12.3%
15	MANIPUR	72	 0.3%
16	MEGHALAYA	40	 0.1%
17	MIZORAM	0	 0.0%
18	NAGALAND	153	 0.5%
19	ORISSA	764	 2.7%
20	PUNJAB	1268	 4.4%
21	RAJASTHAN	1049	 3.7%
22	SIKKAM	0	 0.0%
23	TAMIL NADU	3360	 11.7%

24	TRIPURA	251	0.9%
25	UTTAR PRADESH	1856	6.5%
26	WEST BENGAL	1418	4.9%
27	ANDAMAN AND NICOBAR ISLANDS	41	0.1%
28	CHANDIGARH	334	1.2%
29	DADRA AND NAGAR HAVELI	341	1.2%
30	DAMAN & DIU	525	1.8%
31	DELHI	858	3.0%
32	LAKSHADEEP	0	0.0%
33	PONDICHERRY	373	1.3%
34	JHARKHAND	0	0.0%
35	CHHATISGARH	0	0.0%
36	UTTARANCHAL	0	0.0%

Warning: these figures indicate the number of cases found in the data file. They cannot be interpreted as summary statistics of the population of interest.